



2019-20 SEASON WRAP-UP

FINAL RANKING: AP #1, USA TODAY/WBCA #1

SEC REGULAR-SEASON CHAMPION // SEC TOURNAMENT CHAMPION

32-1 OVERALL // 16-0 SEC // 13-1 VS. RANKED

TEAM NOTABLES

- South Carolina finished atop both national polls for the first time in program history. The Gamecocks' held the top spot in the AP Poll for 10 weeks, longer than any other team this season.
- South Carolina claimed its fifth SEC regular-season title in seven seasons and their fifth SEC Tournament crown in the last six seasons. Owns two of the four 16-0 SEC records in league history.
- South Carolina's high-powered offense ranked sixth in the nation with a school-record 82.0 points per game and only scored less than 80 points 13 times in 33 games. While no Gamecock ranked among the SEC's top 15 in scoring, four appeared in the next four slots.
- The South Carolina bench was one of the most dominant in the conference and arguably in the country. With the same starting lineup all season, the six Gamecocks off the bench averaged 26.3 points per game – 32.1 percent of the offense – led by Destanni Henderson's 8.5 points per game.
- South Carolina's defense was 20th in the country, yielding just 56.1 points per game, including just 62.7 points per game against ranked opponents. It held an opponent to single digits in 28 quarters across 20 games, including five against ranked teams. The Gamecocks also led the nation in blocks per game (8.6).
- The Gamecocks' balanced effort yielded a school-record +25.9 scoring margin to rank sixth in the nation.
- The Gamecocks' 46.5 rebounds per game broke a 32-year-old school record and ranked second in the nation. Their school-record +12.4 rebound margin ranked third in the country, and their 44.0 percent offensive rebounding rate led the nation.
- As has long been a staple, South Carolina dominated the paint on both ends of the floor. The Gamecocks averaged 42.4 points in the paint (51.6 percent of total offense) while allowing opponents just 25.8 points per game there. The paint scoring was evenly distributed between posts (51.1%) and guards (48.9%).

INDIVIDUAL NOTABLES

- Dawn Staley became the first former Naismith Player of the Year (1991, 1992) to go on to be named Naismith Coach of the Year. She was the unanimous national coach of the year across all outlets who bestow that award.
- Aliyah Boston became the Gamecocks first National Freshman of the Year and was the unanimous choice for the award across all outlets who bestow that award.
- Senior Tyasha Harris became the third Gamecock in the Dawn Staley era to finish the season as a finalist for all three national player of the year awards – Naismith Trophy, Wade Trophy, Wooden Award. She joined Tiffany Mitchell and A'ja Wilson in that category.
- Boston joined former Gamecock Alaina Coates as the only to SEC Freshmen of the Year in league history to also win another of the SEC's highest individual awards as she added SEC Defensive Player of the Year to her award haul.
- Senior Mikiah Herbert Harrigan earned her first All-SEC selection and punctuated an outstanding season by picking up SEC Tournament MVP honors after averaging 14.7 points, 5.0 rebounds and 2.0 blocks in the event.
- Boston became the first player in NCAA Div. I women's basketball history to open her career with a triple-double – 12 points, 12 rebounds, 10 blocks vs. Alabama State on Nov. 5, 2019.
- Seniors Tyasha Harris and Mikiah Herbert Harrigan both reached the career 1,000-point mark.
- When Zia Cooke scored 27 points at Dayton (Nov. 13), it was the most points by a Gamecock freshman since Dec. 2009. She added three 20-point games against SEC opponents for the most by a Gamecock freshman.
- Brea Beal finished the season with five double-digit rebound games, including a double-double in the SEC Tournament championship game. She first hit the mark in her second and third career games, making her the first freshman with back-to-back double-digit rebound games since Wilson in 2014-15.

AWARDS

Aliyah Boston

Lisa Leslie Center of the Year
 National Freshman of the Year (ESPN, USBWA, WBCA)
 Second-Team All-America (USBWA, AP)
 Honorable Mention All-America (WBCA)
 Naismith Defensive Player of the Year Finalist
 SEC Freshman of the Year
 SEC Defensive Player of the Year
 All-SEC First Team
 SEC All-Freshman Team
 SEC All-Defensive Team
 2x USBWA National Freshman of the Week
 5x SEC Freshman of the Week
 Paradise Jam, Reef Division MVP

Zia Cooke

SEC All-Freshman Team

Tyasha Harris

Dawn Staley Award
 All-America (WBCA, Wooden Award)
 Third-Team All-America (USBWA, AP)
 Naismith Trophy Finalist
 Wade Trophy Finalist
 Wooden Award Finalist
 Nancy Lieberman Award Finalist
 All-SEC First Team
 SEC Tournament All-Tournament Team
 2x SEC Player of the Week
 espnW Player of the Week

Destanni Henderson

SEC Tournament All-Tournament Team

Mikiah Herbert Harrigan

All-SEC Second Team
 SEC Tournament MVP

Dawn Staley

National Coach of the Year (AP, ESPN, Naismith, WBCA, USBWA)
 SEC Coach of the Year

NEW PROGRAM RECORDS

TEAM

Game
 17 blocks vs. Appalachian State, 11/17/19
 0 points allowed in a quarter, at Ole Miss, 1/30/20, 1st qtr

Season

.970 winning percentage
 26 consecutive wins
 82.0 points per game
 +25.9 scoring margin
 46.5 rebounds per game
 +12.4 rebound margin
 284 blocked shots

INDIVIDUAL

Brea Beal
 33 games started by a freshman

Aliyah Boston

13 double-doubles by a freshman
 9.4 rebounding average by a freshman
 117 offensive rebounds by a freshman
 86 blocks by a freshman
 33 games started by a freshman
 25 single-game rebounds by a freshman (vs. Arkansas, 1/9/20)












Zia Cooke

33 games started by a freshman

Tyasha Harris

702 career assists
 2.55 career assist-to-turnover ratio
 139 career games played

2019-20 South Carolina Media Roster

0		Olivia Thompson 5-8 • Fr. • Guard • Lexington, S.C.	PPG 1.7 RPG 0.2 APG 0.2 FG% .317 FT% --	NOTABLE: Solid outside shooter ... played in 22 games, including 11 SEC games and all 3 SEC Tourn. games ... played 10+ minutes 4 games ... hit at least one 3 in 8 gms ... 3 games of 5+ points ... perfect shooting night at Florida (2-of-2 from 3).	Career Highs Pts: 10 vs. Alabama St., 11/5/19 Ast: 2 vs. USC Upstate, 11/21/19 Stl: 1 vs. Arkansas, 3/7/20 Reb: 3, 2x, vs. Tennessee, 2/2/20 Min: 14 at Ole Miss, 1/30/20
1		Zia Cooke 5-9 • Fr. • Guard • Toledo, Ohio <i>ZY-ub COOK</i>	PPG 12.0 RPG 2.9 APG 1.8 FG% .386 FT% .712	NOTABLE: Explosive, athletic guard, rises to the big moments ... SEC All-Freshman Team ... 24 gms of 10+ pts, 5 20-pt games ... in SEC, 13.8 ppg (12th) ... 13.0 ppg vs. ranked teams ... 24 gms 10+ pts (3rd on team) ... led team in scoring team-high 11 times.	Career Highs Pts: 27 at Dayton, 11/13/19 Ast: 5 vs. USC Upstate, 11/21/19 Stl: 4 vs. USC Upstate, 11/21/19 Reb: 7 at Dayton, 11/13/19 Min: 36 at Kentucky, 2/23/20
3		Destanni Henderson 5-7 • So. • Guard • Fort Myers, Fla. <i>DES-tuh-nee</i>	PPG 8.5 RPG 2.9 APG 2.8 FG% .416 FT% .651	NOTABLE: Confident, explosive guard ... top scorer off the bench, 2nd on team in assists ... 11 gms of 10+ pts, 6 gms 5+ assts ... vs SEC - 3.1 apg (15th), 2.0 assist-to-TO ratio (6th) ... in SEC Tourn. - 13.0 ppg (.500 FG%), 4.7 apg ... 23.5 mins/gm, career-high FG%.	Career Highs Pts: 21 vs. Arkansas, 3/7/20 Ast: 8 vs. Kentucky, 1/2/20 Stl: 5 at Temple, 12/7/19 Reb: 7 vs. Vanderbilt, 2/17/20 Min: 32 vs. Baylor, 11/30/19
4		Aliyah Boston 6-5 • Fr. • For. • St. Thomas, U.S.V.I. <i>uh-LEE-uh</i>	PPG 12.5 RPG 9.4 BPG 2.6 FG% .608 FT% .738	NOTABLE: Physical post, loves contact ... National Freshman of the Year, Lisa Leslie Award, 2nd-team All-America ... 13 dbl-dbls (7 vs. SEC, 6 vs. ranked) ... avg dbl-dbl vs. SEC, vs. ranked ... 6th in nation in FG%, 21st in bpg ... 3rd in SEC in rpg, 4th in off rpg.	Career Highs Pts: 21 vs. Mississippi St., 1/20/20 Reb: 25 vs. Arkansas, 1/9/20 Blk: 10 vs. Alabama St., 11/5/19 Stl: 4 at Georgia, 1/26/20 Min: 37 vs. UConn, 2/10/20
5		Victoria Saxton 6-2 • So. • Forward • Rome, Ga. <i>vic-TAR-ee-uh</i>	PPG 5.4 RPG 3.9 BPG 1.3 FG% .570 FT% .574	NOTABLE: Lithe, athletic forward, quick off the floor ... 11th in SEC in bpg ... played in every game, career-high 15.5 mins per game ... 6 gms 10+ pts (2 SEC) ... 8 gms 3+ blocks ... last 5 gms - 6.2 ppg (.583 FG%), 5.0 rpg, 1.6 bpg ... 1st career double-double at Mizzou.	Career Highs Pts: 19 at Arkansas, 2/3/19 Reb: 10 at Mizzou, 1/16/20 Blk: 5 vs. Clemson, 11/15/18 Stl: 3, 2x, vs. Auburn, 2/13/20 Min: 27 vs. Kentucky, 2/21/19
12		Brea Beal 6-1 • Fr. • Guard • Rock Island, Ill. <i>BREE</i>	PPG 6.1 RPG 5.4 APG 1.0 FG% .416 FT% .557	NOTABLE: Big, physical guard ... delivers intangibles, draws toughest defensive role ... 3rd in team in rpg ... 6 gms of 10+ points, 5 with 10+ rebs (3 vs. ranked teams) ... 8.7 ppg, 7.3 rpg in SEC Tourn - double-double in SEC title game.	Career Highs Pts: 15 vs. Kentucky, 1/2/20 Ast: 4, 2x, vs. App St., 11/17/19 Stl: 3, 4x, vs. Miss. St., 1/20/20 Reb: 13 at Mizzou, 1/16/20 Min: 32 vs. Indiana, 11/28/19
15		Laeticia Amihere 6-4 • R-Fr. • For. • Mississauga, Ontario <i>lub-TEE-shub ah-MEE-bear</i>	PPG 4.7 RPG 3.9 BPG 1.1 FG% .417 FT% .541	NOTABLE: Explosive, athletic with great length and wingspan (6'10") ... 14th in SEC in bpg ... 4 games of 10+ pts, leading rebounder twice ... last 5 games - 4.4 ppg, 4.2 rpg, 1.4 bpg ... Missed 3 games in Feb. to help Canada qualify for the 2020 Tokyo Olympics.	Career Highs Pts: 16 at Ole Miss, 1/30/20 Reb: 9, 2x, at Florida, 2/27/20 Blk: 3, 4x, vs. Georgia, 3/6/20 Asst: 3, 2x, vs. Duke, 12/19/19 Min: 22 at Ole Miss, 1/30/20
21		Mikiah Herbert Harrigan 6-2 • Sr. • For. • Pembroke Pines, Fla. <i>muh-KEE-uh</i>	PPG 13.1 RPG 5.6 BPG 1.8 FG% .506 FT% .835	NOTABLE: Agile forward, aggressive both ways, smooth jumper ... All-SEC 2nd Team ... career-high ppg and rpg ... team-high ppg, 16th in SEC ... 28 gms of 10+ pts, 4 of 20+ pts ... 7.1 rpg vs. ranked ... SEC Tourn MVP - 14.7 ppg, 5.0 rpg, 2.0 bpg ... 2nd in USC career blks.	Career Highs Pts: 27 vs. Arkansas, 3/8/19 Reb: 16 at Texas A&M, 1/3/19 Blks: 6 at Texas A&M, 1/3/19 Ast: 4 at Purdue, 12/16/18 Min: 45 at Purdue, 12/16/18
24		LeLe Grissett 6-2 • Jr. • Guard • Durham, N.C. <i>LEE-lee grih-SET</i>	PPG 6.4 RPG 3.8 APG 1.2 FG% .626 FT% .730	NOTABLE: Long, versatile and high energy guard ... played in every game, averaging career-high 17.0 minutes ... scored in double figures 10 times ... 2.1 offensive rebounds per game (2nd on team) ... in SEC Tournament - 7.7 ppg (.611 FG%), 5.0 rpg, 2.0 spg.	Career Highs Pts: 22 at Vanderbilt, 1/18/18 Reb: 10 vs. Baylor, 12/2/18 Ast: 4 vs. App State, 11/17/19 Stl: 4, 2x, vs. Georgia, 3/6/20 Min: 29 vs. Tennessee, 1/14/18
32		Elysa Wesolek 6-1 • So. • Forward • Charleston, S.C. <i>uh-LISS-uh WES-uh-leck</i>	PPG 1.4 RPG 0.8 APG 0.2 FG% .379 FT% 1.00	NOTABLE: Solid-shooting forward ... played in 20 games, including 10 SEC games and all 3 SEC Tourn. games ... played 10+ mins in 3 games ... scored in 8 games ... season-high 12 mins vs. Vanderbilt ... two 5-point games vs. SEC ... 7 pts in 6 mins in season opener.	Career Highs Pts: 10 vs. ETSU, 11/22/18 Ast: 1, 6x, at Mizzou, 1/16/20 Stl: 2 vs. USC Upstate, 11/21/19 Reb: 2, 8x, vs. Auburn, 2/13/20 Min: 12 vs. Vanderbilt, 2/17/20
52		Tyasha Harris 5-10 • Sr. • Guard • Noblesville, Ind. <i>ty-A-shub</i>	PPG 12.0 RPG 3.5 APG 5.7 FG% .426 FT% .857	NOTABLE: Commanding point guard, clutch scorer ... Dawn Staley Award, All-American, finalist for all national POY ... 12th in nation in apg, 10th in A:TO ratio ... 24 gms of 5+ assists ... 26 gms 10+ pts ... career-high ppg ... 11 career double-doubles, incl. SEC title game.	Career Highs Pts: 28 vs. Tennessee, 1/14/18 Ast: 14 at Tennessee, 2/24/19 Stl: 6, 2x, vs. Sav. St., 12/17/17 Reb: 13 vs. Arkansas, 1/25/18 Min: 46 at Purdue, 12/16/18

SEC REGULAR SEASON

2019-20 Women's Basketball South Carolina Combined Team Statistics (as of Mar 01, 2020) Conference games only

RECORD:	OVERALL	HOME	AWAY	NEUTRAL
ALL GAMES	16-0	8-0	8-0	0-0
CONFERENCE	16-0	8-0	8-0	0-0
NON-CONFERENCE	0-0	0-0	0-0	0-0

##	Player	gp-gs	min	avg	Total		3-Point		F-Throw		Rebounds				pf	dq	a	to	blk	stl	pts	avg	
					fg-fga	fg%	3fg-fga	3fg%	ft-fa	ft%	off	def	tot	avg									
01	COOKE, Zia	16-16	449	28.1	77-179	.430	24-62	.387	43-65	.662	11	35	46	2.9	21	0	30	3	13	221	13.8		
21	HERBERT HARRIGAN	16-16	408	25.5	80-157	.510	11-23	.478	39-43	.907	17	61	78	4.9	24	0	20	17	26	11	210	13.1	
04	BOSTON, Aliyah	16-16	383	23.9	87-140	.621	0-3	.000	35-45	.778	56	109	165	10.3	29	0	13	22	36	17	209	13.1	
52	HARRIS, Tyasha	16-16	460	28.8	69-157	.439	18-44	.409	31-37	.838	6	49	55	3.4	15	0	94	31	2	22	187	11.7	
03	HENDERSON, Destan	16-0	364	22.8	45-114	.395	10-43	.233	22-34	.647	6	34	40	2.5	13	0	50	25	0	17	122	7.6	
24	GRISSETT, LeLe	16-0	273	17.1	40-59	.678	0-0	.000	28-32	.875	29	22	51	3.2	20	0	16	19	9	9	108	6.8	
15	AMIHERE, Laeticia	14-0	178	12.7	28-61	.459	5-8	.625	18-27	.667	22	30	52	3.7	28	1	5	19	17	9	79	5.6	
05	SAXTON, Victaria	16-0	260	16.3	30-61	.492	0-0	.000	24-38	.632	30	42	72	4.5	30	0	5	14	26	17	84	5.3	
12	BEAL, Brea	16-16	321	20.1	31-74	.419	4-16	.250	12-24	.500	28	47	75	4.7	28	0	12	14	14	15	78	4.9	
32	WESOLEK, Elysa	10-0	46	4.6	6-12	.500	2-5	.400	2-2	1.000	2	5	7	0.7	7	0	1	3	1	0	16	1.6	
00	THOMPSON, Olivia	11-0	58	5.3	5-20	.250	5-19	.263	0-0	.000	1	2	3	0.3	4	0	2	2	0	0	15	1.4	
Team											39	44	83										
Total.....		16	3200		498-1034	.482	79-223	.354	254-347	.732	247	480	727	45.4	219	1	248	199	134	130	1329	83.1	
Opponents.....		16	3200		358-1021	.351	68-208	.327	149-194	.768	187	325	512	32.0	285	8	151	224	52	99	933	58.3	

VS. RANKED OPPONENTS

THE STAT CREW SYSTEM South Carolina Combined Team Statistics (as of Mar 11, 2020) vs. Ranked Teams

RECORD:	OVERALL	HOME	AWAY	NEUTRAL
ALL GAMES	13-1	7-0	3-0	3-1
CONFERENCE	7-0	5-0	2-0	0-0
NON-CONFERENCE	6-1	2-0	1-0	3-1

##	Player	gp-gs	min	avg	Total		3-Point		F-Throw		Rebounds				pf	dq	a	to	blk	stl	pts	avg	
					fg-fga	fg%	3fg-fga	3fg%	ft-fa	ft%	off	def	tot	avg									
04	BOSTON, Aliyah	14-14	390	27.9	75-127	.591	2-9	.222	30-38	.789	56	97	153	10.9	33	1	12	18	38	11	182	13.0	
01	COOKE, Zia	14-14	395	28.2	66-183	.361	16-55	.291	34-45	.756	15	29	44	3.1	23	0	21	22	3	10	182	13.0	
21	HERBERT HARRIGAN	14-14	418	29.9	66-153	.431	9-23	.391	37-41	.902	22	77	99	7.1	32	0	22	27	23	9	178	12.7	
52	HARRIS, Tyasha	14-14	475	33.9	58-166	.349	14-48	.292	34-42	.810	5	49	54	3.9	20	1	90	41	2	19	164	11.7	
03	HENDERSON, Destan	14-0	288	20.6	38-93	.409	11-43	.256	10-18	.556	12	24	36	2.6	12	0	29	27	0	12	97	6.9	
12	BEAL, Brea	14-14	320	22.9	35-81	.432	3-16	.188	19-39	.487	31	48	79	5.6	23	0	10	21	13	10	92	6.6	
24	GRISSETT, LeLe	14-0	202	14.4	27-46	.587	0-1	.000	20-28	.714	33	14	47	3.4	20	0	10	9	5	6	74	5.3	
05	SAXTON, Victaria	14-0	199	14.2	17-34	.500	0-0	.000	15-21	.714	15	26	41	2.9	32	0	1	13	13	9	49	3.5	
15	AMIHERE, Laeticia	11-0	96	8.7	14-31	.452	1-3	.333	5-15	.333	11	12	23	2.1	14	0	1	10	4	4	34	3.1	
32	WESOLEK, Elysa	6-0	8	1.3	2-4	.500	0-2	.000	0-0	.000	0	1	1	0.2	1	0	0	1	0	0	4	0.7	
00	THOMPSON, Olivia	6-0	9	1.5	0-1	.000	0-1	.000	0-0	.000	0	1	1	0.2	0	0	0	2	0	1	0	0.0	
Team											43	34	77										
Total.....		14	2800		398-919	.433	56-201	.279	204-287	.711	243	412	655	46.8	210	2	196	195	101	91	1056	75.4	
Opponents.....		14	2790		334-910	.367	67-213	.315	143-196	.730	169	306	475	33.9	253	6	130	171	61	90	878	62.7	

THE STAT CREW SYSTEM
South Carolina Combined Team Statistics (as of Mar 26, 2020)
All games

RECORD:	OVERALL	HOME	AWAY	NEUTRAL
ALL GAMES	32-1	15-0	12-0	5-1
CONFERENCE	16-0	8-0	8-0	0-0
NON-CONFERENCE	16-1	7-0	4-0	5-1

##	Player	gp-gs	min	Total		3-Point		F-Throw		Rebounds			pf	dq	a	to	blk	stl	pts	avg				
				fg-fga	fg%	3fg-fga	3fg%	ft-fga	ft%	off	def	tot									avg			
21	HERBERT HARRIGAN	33-33	861	26.1	168-332	.506	20-46	.435	76-91	.835	49	135	184	5.6	53	0	45	46	58	22	432	13.1		
04	BOSTON, Aliyah	33-33	786	23.8	174-286	.608	2-12	.167	62-84	.738	117	193	310	9.4	68	1	34	37	86	42	412	12.5		
01	COOKE, Zia	33-33	876	26.5	139-360	.386	40-112	.357	79-111	.712	31	64	95	2.9	52	0	61	58	7	36	397	12.0		
52	HARRIS, Tyasha	33-33	947	28.7	146-343	.426	38-99	.384	66-77	.857	14	100	114	3.5	38	1	189	68	3	53	396	12.0		
03	HENDERSON, Destan	33-0	774	23.5	104-250	.416	32-99	.323	41-63	.651	20	75	95	2.9	28	0	93	63	2	41	281	8.5		
24	GRISSETT, LeLe	33-0	560	17.0	82-131	.626	0-2	.000	46-63	.730	69	57	126	3.8	47	0	40	34	23	30	210	6.4		
12	BEAL, Brea	33-33	702	21.3	72-173	.416	13-45	.289	44-79	.557	59	118	177	5.4	48	0	34	46	27	27	201	6.1		
05	SAXTON, Victaria	33-0	512	15.5	69-121	.570	0-0	.000	39-68	.574	52	76	128	3.9	60	0	10	28	43	29	177	5.4		
15	AMIHERE, Laeticia	29-0	372	12.8	48-115	.417	7-13	.538	33-61	.541	42	72	114	3.9	58	1	16	45	33	18	136	4.7		
00	THOMPSON, Olivia	22-0	111	5.0	13-41	.317	11-36	.306	0-0	.000	1	3	4	0.2	5	0	5	4	1	1	37	1.7		
32	WESOLEK, Elysa	20-0	99	5.0	11-29	.379	4-13	.308	2-2	1.000	4	12	16	0.8	11	0	4	9	1	3	28	1.4		
Team											85	88	173											
Total.....		33	6600		1026-2181	.470	167-477	.350	488-699	.698	543	993	1536	46.5	468	3	531	446	284	302	2707	82.0		
Opponents.....		33	6600		704-2112	.333	149-488	.305	295-415	.711	436	692	1128	34.2	602	16	311	523	119	201	1852	56.1		

TEAM STATISTICS	SC	OPP	Date	Opponent	Score	Att.
SCORING	2707	1852	11/05/19	ALABAMA STATE	w 103-43	10586
Points per game	82.0	56.1	11/10/19	at #4/5 Maryland	w 63-54	7447
Scoring margin	+25.9	-	11/13/19	at Dayton	w 75-49	2331
FIELD GOALS-ATT	1026-2181	704-2112	11/17/19	APPALACHIAN STATE	w 92-50	10498
Field goal pct	.470	.333	11/21/19	USC UPSTATE	w 112-32	10052
3 POINT FG-ATT	167-477	149-488	11/24/19	at Clemson	w 84-48	2830
3-point FG pct	.350	.305	@ 11/28/19	vs #17/23 Indiana	L 57-71	1924
3-pt FG made per game	5.1	4.5	@ 11/29/19	vs Washington State	w 68-53	1806
FREE THROWS-ATT	488-699	295-415	@ 11/30/19	vs #2/2 Baylor	w 74-59	2424
Free throw pct	.698	.711	12/07/19	at Temple	w 78-71	1802
F-Throws made per game	14.8	8.9	12/15/19	PURDUE	w 85-49	11306
REBOUNDS	1536	1128	12/19/19	DUKE	w 89-46	11024
Rebounds per game	46.5	34.2	12/22/19	#25/21 SOUTH DAKOTA	w 73-60	10505
Rebounding margin	+12.4	-	* 01/02/20	#13/13 KENTUCKY	w 99-72	12261
ASSISTS	531	311	* 01/05/20	at Alabama	w 93-78	2168
Assists per game	16.1	9.4	* 01/09/20	#21/21 ARKANSAS	w 91-82	10234
TURNOVERS	446	523	* 01/12/20	at Vanderbilt	w 93-57	2447
Turnovers per game	13.5	15.8	* 01/16/20	at Mizzou	w 78-45	3576
Turnover margin	+2.3	-	* 01/20/20	#9/9 MISSISSIPPI ST	w 81-79	13163
Assist/turnover ratio	1.2	0.6	* 01/26/20	at Georgia	w 88-53	6047
STEALS	302	201	* 01/30/20	at Ole Miss	w 87-32	1225
Steals per game	9.2	6.1	* 02/02/20	#22/22 TENNESSEE	w 69-48	13735
BLOCKS	284	119	* 02/06/20	at #25/- Arkansas	w 86-65	2452
Blocks per game	8.6	3.6	02/10/20	#5/6 UCONN	w 70-52	18000
ATTENDANCE	183272	73090	* 02/13/20	AUBURN	w 79-53	11417
Home games-Avg/Game	15-12218	12-3418	* 02/17/20	VANDERBILT	w 95-44	11249
Neutral site-Avg/Game	-	6-5346	* 02/20/20	LSU	w 63-48	11242
			* 02/23/20	at #14/16 Kentucky	w 67-58	7174
			* 02/27/20	at Florida	w 100-67	1512
Score by Periods	1st	2nd	3rd	4th	Totals	
South Carolina	747	626	733	601	2707	
Opponents	373	470	494	515	1852	
						* 03/01/20
						#12/14 TEXAS A&M
						w 60-52
						18000
						^ 03/06/20
						vs Georgia
						w 89-56
						6710
						^ 03/07/20
						vs #25/- Arkansas
						w 90-64
						9244
						^ 03/08/20
						vs #9/9 Mississippi St
						w 76-62
						9971

* = Conference game

@ = Paradise Jam (St. Thomas, U.S.V.I.)

^ = SEC Tournament (Greenville, S.C.)