




---

# 2019 in Review

Israel Mukuamu intercepted three passes, earning National Defensive Player of the Week accolades, as the Gamecocks upset third-ranked Georgia in Athens.





## 2019 Final SEC Standings

### EASTERN DIVISION

School	SEC	Pct.	PF	PA	Overall	Pct.	PF	PA	Home	Away	Neutral	vs. Div.
Georgia	7-1	.875	202	84	12-2	.857	431	176	6-1	4-0	2-1	5-1
Florida	6-2	.750	249	136	11-2	.846	432	201	6-0	3-1	2-1	5-1
Tennessee	5-3	.625	160	186	8-5	.615	314	282	5-3	2-2	1-0	4-2
Kentucky	3-5	.375	145	160	8-5	.615	353	251	6-2	1-3	1-0	2-4
Missouri	3-5	.375	143	179	6-6	.500	304	233	5-2	1-4	0-0	1-5
South Carolina	3-5	.375	159	221	4-8	.333	269	313	3-4	1-3	0-1	3-3
Vanderbilt	1-7	.125	102	287	3-9	.250	198	381	3-4	0-5	0-0	1-5

### WESTERN DIVISION

LSU#	SEC	Pct.	PF	PA	Overall	Pct.	PF	PA	Home	Away	Neutral	vs. Div.
	8-0	1.000	377	204	15-0	1.000	726	328	7-0	5-0	3-0	6-0
Alabama	6-2	.750	360	203	11-2	.846	614	242	6-1	3-1	2-0	4-2
Auburn	5-3	.625	250	180	9-4	.692	432	254	6-1	2-2	1-1	5-1
Texas A&M	4-4	.500	202	224	8-5	.615	384	293	5-2	1-3	2-0	3-3
Mississippi St.	3-5	.375	186	256	6-7	.462	359	375	4-3	1-3	1-1	2-4
Ole Miss	2-6	.250	208	243	4-8	.333	319	318	4-3	0-5	0-0	1-5
Arkansas	0-8	.000	139	319	2-10	.167	257	442	2-5	0-4	0-1	0-6

#SEC Champion

## 2019 All-SEC Teams

### Associated Press

#### First Team Offense

WR Ja'Marr Chase..... LSU  
 WR DeVonta Smith..... UA  
 OT Andrew Thomas.....UGA  
 OT Jedrick Wills Jr.....UA  
 OG Trey Smith.....UT  
 OG Logan Stenberg.....UK  
 OC Drake Jackson.....UK  
 TE Kyle Pitts.....UF  
 QB Joe Burrow.....LSU  
 RB C. Edwards-Helaire..LSU  
 RB Kylin Hill.....MSU  
 AP Lynn Bowden Jr.....UK

#### Second Team Offense

WR Justin Jefferson..... LSU  
 WR Jerry Jeudy.....UA  
 OT Alex Leatherwood...UA  
 OT Isaiah Wilson.....UGA  
 OG Landon Dickerson....UA  
 OG Damien Lewis.....LSU  
 OC Trey Hill.....UGA  
 TE Jalen Wydermyer TAMU  
 QB Tua Tagoailoa.....UA  
 RB D'Andre Swift.....UGA  
 RB Najee Harris.....UA  
 AP Jaylen Waddle.....UA

#### First Team Defense

DE Marlon Davidson.....AU  
 DE Jonathan Greenard..UF  
 DT Derrick Brown.....AU  
 DT Jordan Elliott.....MU  
 LB Nick Bolton.....MU  
 LB K.J. Britt.....AU  
 LB Anfernee Jennings...UA  
 CB Trevon Diggs.....UA  
 CB Derek Stingley Jr.....LSU  
 S Xavier McKinney.....UA  
 S Nigel Warrior.....UT

#### Second Team Defense

DE Chauncey Rivers.....MSU  
**DE D.J. Wonnum.....SC**  
**DT Javon Kinlaw.....SC**  
 DT Justin Madubuike TAMU  
 LB K'Lavon Chaisson....LSU  
 LB De'Jon Harris.....UA  
 LB David Reese.....UF  
 LB Monty Rice.....UGA  
**CB Israel Mukuamu.....SC**  
 CB Kristian Fulton.....LSU  
 CB Eric Stokes.....UGA  
 S Grant Delpit.....LSU  
 S Jeremiah Dinson.....UA

#### First Team Special Teams

PK R. Blankenship.....UGA  
 P Max Duffy.....UK

#### Second Team Special Teams

PK Cade York.....LSU  
 P Braden Mann.....TAMU

### Coaches

#### First Team Offense

WR Ja'Marr Chase..... LSU  
 WR Jerry Jeudy.....UA  
 OL Andrew Thomas.....UGA  
 OL Jedrick Wills Jr.....UA  
 OL Trey Smith.....UT  
 OL Alex Leatherwood...UA  
 OC Lloyd Cushenberry..LSU  
 TE Kyle Pitts.....UF  
 QB Joe Burrow.....LSU  
 RB C. Edwards-Helaire..LSU  
 RB D'Andre Swift.....UGA  
 AP Lynn Bowden Jr.....UK

#### Second Team Offense

WR DeVonta Smith.....UA  
**WR Bryan Edwards.....SC**  
 OL Logan Stenberg.....UK  
 OL Adrian Magee.....LSU  
 OL P. Tega Wanogho.....AU  
 OL Damien Lewis.....LSU  
 OC Landon Dickerson....UA  
 TE A. Okwuegbunam...MU  
 QB Tua Tagoailoa.....UA  
 RB Kylin Hill.....MSU  
 RB Najee Harris.....UA  
 AP Jaylen Waddle.....UA

#### First Team Defense

DL Derrick Brown.....AU  
 DL Marlon Davidson.....AU  
 DL Jonathan Greenard..UF  
**DL Javon Kinlaw.....SC**  
 LB Anfernee Jennings...UA  
 LB K'Lavon Chaisson....LSU  
 LB Nick Bolton.....MU  
 DB J.R. Reed.....UGA  
 DB Grant Delpit.....LSU  
 DB Xavier McKinney....UA  
 DB CJ Henderson.....UF

#### Second Team Defense

DL Raekwon Davis.....UA  
 DL Benito Jones.....UM  
 DL Rashard Lawrence...LSU  
 DL Tyler Clark.....UGA  
 LB Daniel Bituli.....UT  
 LB K.J. Britt.....UA  
 LB Terrell Lewis.....UA  
 DB Derek Stingley Jr.....LS  
 DB Trevon Diggs.....UA  
 DB Nigel Warrior.....UT  
 DB Jacoby Stevens.....LSU

#### First Team Special Teams

PK R. Blankenship.....UGA  
 P Braden Mann.....TAMU  
 RS Jaylen Waddle.....UA

#### Second Team Special Teams

PK Brent Cimaglia.....UT  
 P Max Duffy.....UK  
 RS Jerrion Ealy.....UM  
 RS Treyton Burks.....AR  
 RS C. Edwards-Helaire..LSU  
 RS Christian Tutt.....AU  
 RS Marquez Callaway....UT

#### Freshman Offense

WR George Pickens.....UGA  
 WR Treyton Burks.....AR  
 OL Wanya Morris.....UT  
 OL Darnell Wright.....UT  
 OL Kenyon Green.....TAMU  
 OL Evan Neal.....UA  
 TE Jalen Wydermyer TAMU  
 QB Bo Nix.....AU  
 RB Isaiah Spiller.....TAMU  
 RB Jerrion Ealy.....UM  
 AP Jerrion Ealy.....UM

#### Freshman Defense

DL Christian Barmore....UA  
**DL Zacch Pickens.....SC**  
 DL Nathan Pickering...MSU  
 DL Travon Walker.....UGA  
 LB Shane Lee.....UA  
 LB Christian Harris.....UA  
 LB Henry To'o To'o.....UT  
 LB Derek Stingley Jr.....LSU  
 DB D. Richardson.....TAMU  
 DB Kaiir Elam.....UF  
**DB Jammie Robinson...SC**

#### Freshman Special Teams

PK Cade York.....LSU  
 P Ty Perine.....UA  
 RS Jerrion Ealy.....UM



# 2019 Season Highlights

- ◆ The highlight of the season came when the Gamecocks defeated No. 3 Georgia, 20-17, in overtime in Athens. That win matched the 1981 win at North Carolina as the second-best win in school history based on the A.P. rankings, topped only by the 2010 win over No. 1 Alabama.
- ◆ The Gamecocks faced the nation's toughest schedule in 2019, according to the NCAA. The Gamecocks played the No. 3, 5, 9, 13, and 20th-ranked teams in the final College Football Playoff Rankings. Nine of their 12 opponents played in bowl games.
- ◆ This senior class was part of the greatest decade in South Carolina Football history. From 2010-19, the Gamecocks posted a 78-51 record, a .605 winning percentage. The 78 wins were 10 more than the previous high for a decade, while the team won more than 60 percent of its games in a decade for the first time in school history.
- ◆ Seven seniors were invited to play in postseason all-star games. Joseph Charlton, Bryan Edwards, Javon Kinlaw and D.J. Wonnum accepted invitations to the Reese's Senior Bowl; Rico Dowdle and Tavien Feaster represented Carolina in the East-West Shrine Bowl, and T.J. Brunson played in the NFL Players Association Collegiate Bowl. Charlton, Dowdle, Edwards, Kinlaw and Wonnum were invited to the NFL Combine.
- ◆ Bryan Edwards became the school record holder with 234 career pass receptions, 3,045 career receiving yards and a 48-consecutive games with a reception. He also ranks third in career receiving touchdowns and tied for fifth with eight 100-yard receiving games. He led the SEC with 7.1 receptions per game and earned second-team All-SEC accolades.
- ◆ Jake Bentley finished his Carolina career ranked second in completion percentage, third in pass completions and passing touchdowns, tied for third in touchdowns responsible for, fourth in pass attempts and passing yards, and sixth in career wins.
- ◆ Rico Dowdle finished his career ranked 15th on the school's all-time rushing list with 2,167 yards.
- ◆ Javon Kinlaw earned first team All-SEC and second team All-America honors and is projected as a probable first round draft pick.
- ◆ D.J. Wonnum wrapped up his Gamecock career ranked ninth with 29.5 tackles for loss. He was a second-team All-SEC selection.
- ◆ T.J. Brunson logged 164 career unassisted tackles, tying for 10th on the school's all-time list.
- ◆ Joseph Charlton averaged 47.7 yards per punt, ranking third in the country and breaking his own single-season school record by nearly three yards. He also owns the school's best career punting average at 45.5 yards. He was a semifinalist for the Ray Guy Award, given to the nation's top punter.
- ◆ Thirteen Gamecocks played in 2019 with an undergraduate degree in hand. Eleven more received their undergraduate degrees in December, while Daniel Fennell earned his Master's degree.

## Player Rankings on Carolina's All-Time List

### JAKE BENTLEY – Career

- o Passing Yards – 7,527 – 4th
- o Pass Attempts – 1,002 – 4th
- o Pass Completions – 626 – 3rd
- o Completion Percentage – 62.5 – 2nd
- o Passing Touchdowns – 55 – 3rd
- o Starting Quarterback Wins – 19 – 6th
- o Total Offense – 7,670 – 5th
- o Touchdowns Responsible For – 63 – t3rd

### T.J. BRUNSON – Career

- o Unassisted Tackles – 164 – t10th

### JOSEPH CHARLTON – 2019 Season

- o Punting Average – 47.7 – 1st

### JOSEPH CHARLTON – Career

- o Punting Average – 45.5 – 1st

### RICO DOWDLE – Career

- o Rushing Yards – 2,167 – 15th

### BRYAN EDWARDS – Season

- o Receptions – 71 – 5th

### BRYAN EDWARDS – Career

- o Receptions – 234 – 1st
- o Receiving Yards – 3,045 – 1st
- o Receiving Touchdowns – 22 – 3rd
- o 100-Yard Receiving Games - 8 - t5th
- o Consecutive Games with a Catch – 48 – 1st

### PARKER WHITE – Career

- o Points Scored – 231 – 5th

### D.J. WONNUM – Career

- o Tackles for Loss - 29.5 - 9th

## 2019 In-Season Award Winners

- SEC Freshman of the Week..... Ryan Hilinski.....Alabama (9/14)
- John Mackey Award Honorable Mention ..... Kyle Markway.....Alabama (9/14)
- Ray Guy Award "Great 8" ..... Joseph Charlton..... Missouri (9/21)
- SEC Defensive Player of the Week..... D.J. Wonnum ..... Kentucky (9/28)
- SEC Special Teams Player of the Week..... Joseph Charlton... Kentucky (9/28)
- Ray Guy Award "Great 8" ..... Joseph Charlton... Kentucky (9/28)
- SEC Defensive Player of the Week  
selected by CollegeSportsMadness.com ..... Ernest Jones..... Kentucky (9/28)
- Camp National Defensive Player of the Week..... Israel Mukuamu .... Georgia (10/12)
- Bednarik Award National Player of the Week..... Israel Mukuamu .... Georgia (10/12)
- Nagurski National Def. Player of the Week..... Israel Mukuamu .... Georgia (10/12)
- National/SEC Defensive Player of the Week  
selected by CollegeSportsMadness.com ..... Israel Mukuamu .... Georgia (10/12)
- SEC Defensive Player of the Week..... Israel Mukuamu .... Georgia (10/12)
- SEC Defensive Lineman of the Week..... Javon Kinlaw ..... Georgia (10/12)
- Ray Guy Award "Great 8" ..... Joseph Charlton... Georgia (10/12)
- FWAA National Team of the Week ..... South Carolina..... Georgia (10/12)
- Bobby Dodd Trophy Coach of the Week ..... Will Muschamp .... Georgia (10/12)
- A.P. Midseason All-America (1st Team) ..... Javon Kinlaw
- The Athletic* Midseason All-America (2nd Team) ... Javon Kinlaw
- Ray Guy Award "Great 8" ..... Joseph Charlton.....Florida (10/19)
- Bednarik Award Semifinalist..... Javon Kinlaw
- SCFHOF Blanchard-Rogers Trophy Finalist..... Bryan Edwards
- SCFHOF Blanchard-Rogers Trophy Finalist..... Javon Kinlaw
- SCFHOF Blanchard-Rogers Trophy Finalist..... D.J. Wonnum
- Ray Guy Award "Great 8" ..... Joseph Charlton... App State (11/9)
- Ray Guy Award Semifinalist..... Joseph Charlton





## 2019 Post-Season Award Winners

### Coaches' Awards

Comeback Player of the Year .....	D.J. Wonnum
Nutrition Award .....	Kingsley Enagbare, Donell Stanley, D.J. Wonnum
Dr. Harris Pastides Outstanding Student-Athlete Award .....	Chavis Dawkins, Javon Kinlaw, Kobe Smith, Keir Thomas, D.J. Wonnum, Dylan Wonnum
Community Service Award .....	Spencer Eason-Riddle
Strength & Conditioning Award .....	Kevin Harris, Dakereon Joyner, D.J. Wonnum
Offensive Scout Team Award .....	Slade Carroll
Defensive Scout Team Award .....	Rodricus Fitten
Special Teams Scout Team Award .....	Jaylan Foster

### Players' Choice Awards

Unselfish Teammate - Offense .....	Dakereon Joyner, Donell Stanley
Unselfish Teammate - Defense .....	Javon Kinlaw
Unselfish Teammate - Special Teams .....	Spencer Eason-Riddle
Tenacity Award - Offense .....	Rico Dowdle, Bryan Edwards
Tenacity Award - Defense .....	Javon Kinlaw
Tenacity Award - Special Teams .....	Joseph Charlton, Spencer Eason-Riddle
Leadership Award - Offense .....	Donell Stanley
Leadership Award - Defense .....	T.J. Brunson
Leadership Award - Special Teams .....	Joseph Charlton
MVP - Offense (Steve Spurrier Award) .....	Bryan Edwards
MVP - Defense (Joe Morrison Award) .....	Javon Kinlaw
MVP - Special Teams (Jim Carlen Award) .....	Joseph Charlton
Most Explosive Player - Offense .....	Bryan Edwards
Most Productive Player - Defense .....	Javon Kinlaw
Most Productive Player - Special Teams .....	Joseph Charlton
Steve Wadiak MVP Award .....	Bryan Edwards
Rex Enright Captains' Award .....	T.J. Brunson, Bryan Edwards, Javon Kinlaw, Donell Stanley, D.J. Wonnum

### SEC and National Honors

First Team All-America (Associated Press) .....	Javon Kinlaw
Second Team All-America (USA TODAY) .....	Javon Kinlaw
Third Team All-America (Pro Football Focus) .....	Javon Kinlaw
Third Team All-America (GPR Analytics) .....	Joseph Charlton
Fourth Team All-America (Phil Steele) .....	Javon Kinlaw
Honorable Mention All-America (Pro Football Focus) .....	Joseph Charlton

Second Team Freshman All-America (Pro Football Focus) .....	Jammie Robinson
Honorable Mention Freshman All-America (Pro Football Focus) .....	Zacch Pickens

First Team All-SEC (Coaches) .....	Javon Kinlaw
First Team All-SEC (Phil Steele) .....	Javon Kinlaw
Second Team All-SEC (Associated Press) .....	Javon Kinlaw
Second Team All-SEC (Associated Press) .....	Israel Mukuamu
Second Team All-SEC (Associated Press) .....	D.J. Wonnum
Second Team All-SEC (Coaches) .....	Bryan Edwards
Second Team All-SEC (Phil Steele) .....	Bryan Edwards
Second Team All-SEC (Pro Football Focus) .....	Javon Kinlaw
Second Team All-SEC (Pro Football Focus) .....	Joseph Charlton
Third Team All-SEC (Phil Steele) .....	D.J. Wonnum
Third Team All-SEC (Phil Steele) .....	Israel Mukuamu
Third Team All-SEC (Pro Football Focus) .....	Bryan Edwards
Honorable Mention All-SEC (Pro Football Focus) .....	Tavien Feaster
Honorable Mention All-SEC (Pro Football Focus) .....	Parker White
Honorable Mention All-SEC (Pro Football Focus) .....	D.J. Wonnum

Freshman All-SEC (Coaches) .....	Jammie Robinson
Freshman All-SEC (Coaches) .....	Zacch Pickens

Allstate AFCA Good Works Team .....	Spencer Eason-Riddle
SEC Community Service Team .....	Spencer Eason-Riddle

## Carolina Rankings

Category	Avg./No.	SEC	NCAA
Scoring Offense	22.4	12	104
Rushing Offense	149.7	10	82
Passing Offense	222.2	7	74
Passing Efficiency	111.08	11	118
Total Offense	371.9	11	96
Scoring Defense	26.1	10	53
Rushing Defense	158.0	12	66
Passing Defense	235.3	12	80
Pass Eff. Defense	130.70	10	59
Total Defense	393.3	10	66
Kickoff Returns	20.24	8	74
Opp. Kickoff Returns	24.00	14	115
Punt Returns	13.27	3	16
Opp. Punt Returns	13.83	12	124
Net Punting	41.96	3	10
Fumbles Recovered	5	10	105
Fumbles Lost	7	6	41
Passes Intercepted	12	5	31
Passes Had Intercepted	7	5	25
Turnovers Gained	17	8	74
Turnovers Lost	14	5	20
Turnover Margin	0.25	5	43
Sacks	2.00	10	72
Sacks Allowed	2.08	9	69
Tackles for Loss	6.0	6	61
TFLs Allowed	5.00	4	28
3rd Down Pct.	.321	13	120
Opp. 3rd Down Pct.	.383	8	56
4th Down Pct.	.481	9	81
Opp. 4th Down Pct.	.357	4	9
Penalties/Game	6.58	10	89
Penalty Yds/Game	54.67	9	72
Time of Possession	27:01	14	117



Javon Kinlaw was named First-Team All-America by the Associated Press



Team	Score	1st	Rushing	Passing	Total Offense	Punts	Fumbles	Penalties	KO Ret.	Punt Ret.	Int. Ret.	3rd	Time of
		Downs	No-Yds-TD	C-A-I-Yds-TD	Play-Yds-TD	No-Avg	No-Lost	No-Yds	No-Yds	No-Yds	No-Yds	Dns	Poss
<b>S. Carolina</b>	<b>20</b>	<b>15</b>	<b>31-128-1</b>	<b>16-30-2-142-1</b>	<b>61-270-2</b>	<b>5-43.2</b>	<b>0-0</b>	<b>9-75</b>	<b>3-100</b>	<b>3-66</b>	<b>0-0</b>	<b>3-12</b>	<b>26:18</b>
N. Carolina	24	24	52-238-0	15-24-0-245-2	76-483-2	5-41.6	2-1	10-90	1-13	1-15	2-33	5-16	33:42
Chas. Southern	10	14	24-72-0	26-46-3-195-1	70-267-1	6-43.3	0-0	2-14	2-25	0-0	1-1	6-17	33:56
<b>S. Carolina</b>	<b>72</b>	<b>29</b>	<b>38-493-8</b>	<b>25-31-1-282-2</b>	<b>69-775-10</b>	<b>0-0.0</b>	<b>1-1</b>	<b>3-35</b>	<b>2-11</b>	<b>2-24</b>	<b>3-6</b>	<b>4-7</b>	<b>26:04</b>
Alabama	47	25	25-76-1	31-39-0-495-5	64-571-6	1-14.0	0-0	11-92	0-0	1-18	1-0	6-12	32:37
<b>S. Carolina</b>	<b>23</b>	<b>31</b>	<b>29-135-0</b>	<b>36-57-1-324-2</b>	<b>86-459-2</b>	<b>2-45.5</b>	<b>2-1</b>	<b>5-32</b>	<b>4-62</b>	<b>0-0</b>	<b>0-0</b>	<b>8-18</b>	<b>27:23</b>
<b>S. Carolina</b>	<b>14</b>	<b>11</b>	<b>24-16-1</b>	<b>19-41-1-255-1</b>	<b>65-271-2</b>	<b>8-53.4</b>	<b>2-2</b>	<b>6-63</b>	<b>0-0</b>	<b>0-0</b>	<b>1-21</b>	<b>3-16</b>	<b>22:10</b>
Missouri	34	26	54-194-0	19-33-1-227-2	87-421-2	5-40.0	1-1	4-37	0-0	3-35	1-100	8-19	37:50
Kentucky	7	9	28-115-1	13-34-1-97-0	62-212-1	9-51.1	2-1	4-20	3-84	1-9	0-0	2-15	26:10
<b>S. Carolina</b>	<b>24</b>	<b>21</b>	<b>46-247-3</b>	<b>15-27-0-140-0</b>	<b>73-387-3</b>	<b>9-51.2</b>	<b>2-1</b>	<b>5-40</b>	<b>0-0</b>	<b>1-(-2)</b>	<b>1-0</b>	<b>5-15</b>	<b>33:50</b>
<b>S. Carolina</b>	<b>20</b>	<b>16</b>	<b>36-142-0</b>	<b>21-32-0-155-1</b>	<b>68-297-1</b>	<b>7-45.4</b>	<b>0-0</b>	<b>11-68</b>	<b>0-0</b>	<b>0-0</b>	<b>3-53</b>	<b>5-17</b>	<b>23:56</b>
Georgia	17	30	43-173-1	28-52-3-295-1	95-468-2	3-57.7	1-1	6-60	0-0	0-0	0-0	9-18	36:04
Florida	38	18	30-154-1	21-33-1-200-4	63-354-5	7-44.7	1-0	4-25	1-16	1-6	0-0	5-14	27:57
<b>S. Carolina</b>	<b>27</b>	<b>16</b>	<b>43-217-2</b>	<b>17-35-0-170-1</b>	<b>78-387-3</b>	<b>7-45.9</b>	<b>1-1</b>	<b>5-60</b>	<b>4-86</b>	<b>0-0</b>	<b>1-15</b>	<b>7-18</b>	<b>32:03</b>
<b>S. Carolina</b>	<b>21</b>	<b>22</b>	<b>30-78-2</b>	<b>28-51-0-319-1</b>	<b>81-397-3</b>	<b>8-44.4</b>	<b>0-0</b>	<b>8-65</b>	<b>1-15</b>	<b>1-6</b>	<b>0-0</b>	<b>4-18</b>	<b>25:32</b>
Tennessee	41	20	38-134-0	18-30-0-351-3	68-485-3	4-44.0	0-0	8-49	0-0	3-101	0-0	5-14	34:28
Vanderbilt	7	12	29-113-0	11-21-2-76-1	50-189-1	7-45.0	0-0	2-20	3-55	0-0	0-0	3-11	26:13
<b>S. Carolina</b>	<b>24</b>	<b>25</b>	<b>49-205-1</b>	<b>24-31-0-235-2</b>	<b>80-440-3</b>	<b>3-37.0</b>	<b>1-1</b>	<b>11-94</b>	<b>1-25</b>	<b>3-53</b>	<b>2-6</b>	<b>9-15</b>	<b>33:47</b>
Appalachian St.	20	11	41-97-1	9-16-1-105-0	57-202-1	7-45.1	0-0	8-46	3-117	1-4	1-20	2-13	29:50
<b>S. Carolina</b>	<b>15</b>	<b>22</b>	<b>27-21-0</b>	<b>32-58-1-325-1</b>	<b>85-346-1</b>	<b>5-52.4</b>	<b>2-0</b>	<b>8-50</b>	<b>4-52</b>	<b>1-(-1)</b>	<b>1-1</b>	<b>4-18</b>	<b>30:10</b>
<b>S. Carolina</b>	<b>6</b>	<b>15</b>	<b>17-45-0</b>	<b>19-46-0-215-0</b>	<b>63-260-0</b>	<b>8-46.0</b>	<b>1-0</b>	<b>4-41</b>	<b>2-74</b>	<b>0-0</b>	<b>0-0</b>	<b>2-15</b>	<b>18:21</b>
Texas A&M	30	27	46-319-2	20-33-0-221-1	79-540-3	4-41.2	2-1	8-75	1-24	4-53	0-0	6-14	41:39
Clemson	38	30	40-211-2	28-43-0-316-3	83-527-5	3-43.3	0-0	5-44	2-50	3-8	1-14	12-17	35:17
<b>S. Carolina</b>	<b>3</b>	<b>9</b>	<b>26-69-0</b>	<b>16-27-1-105-0</b>	<b>53-174-0</b>	<b>7-44.9</b>	<b>0-0</b>	<b>4-33</b>	<b>0-0</b>	<b>0-0</b>	<b>0-0</b>	<b>5-15</b>	<b>24:43</b>

## 2019 South Carolina Game-by-Game Starters

### Offense

POS.	UNC	CSU	BAMA	MIZZOU	UK	UGA	FLORIDA	TENN	VANDY	APP ST	TAMU	CLEMSON
WR	Edwards	Edwards	Edwards	Edwards	Edwards	Edwards	Edwards	Edwards	Edwards	Edwards	Legette	O. Smith
WR	S. Smith	S. Smith	S. Smith	S. Smith	S. Smith	S. Smith	S. Smith	S. Smith	Legette	Legette	S. Smith	S. Smith
WR	Dawkins	Vann	Vann	Dawkins	Muse (TE)	Dawkins	Dawkins	Dawkins	Vann	Dawkins	Dawkins	Farrell (TE)
TE	Markway	Markway	Markway	Markway	Markway	Markway	Markway	Markway	Markway	Markway	Markway	Markway
LT	Hutcherson	Hutcherson	Hutcherson	Hutcherson	Hutcherson	Hutcherson	Hutcherson	Hutcherson	Hutcherson	Hutcherson	Hutcherson	Dy. Wonnum
LG	Stanley	Rhodes	Rhodes	Rhodes	Rhodes	Rhodes	Rhodes	Rhodes	Rhodes	Rhodes	Rhodes	Hutcherson
C	Manos	Stanley	Stanley	Stanley	Stanley	Stanley	Stanley	Stanley	Stanley	Stanley	Stanley	Stanley
RG	Douglas	Gwyn	Gwyn	Gwyn	Gwyn	Gwyn	Gwyn	Gwyn	Gwyn	Gwyn	Gwyn	Gwyn
RT	Dy. Wonnum	Dy. Wonnum	Dy. Wonnum	Dy. Wonnum	Nichols	Nichols	Nichols	Nichols	Moore	Dy. Wonnum	Dy. Wonnum	Moore
QB	Bentley	Hilinski	Hilinski	Hilinski	Hilinski	Hilinski	Hilinski	Hilinski	Hilinski	Hilinski	Hilinski	Hilinski
TB	Dowdle	Dowdle	Dowdle	Dowdle	Dowdle	Dowdle	Dowdle	Feaster	Feaster	Dowdle	Dowdle	Dowdle

### Defense

POS.	UNC	CSU	BAMA	MIZZOU	UK	UGA	FLORIDA	TENN	VANDY	APP ST	TAMU	CLEMSON
DE	Sterling	Enagbare	Sterling	Sterling	Sterling	Sterling	Sterling	Sterling	Sterling	Sterling	Sterling	Sterling
DT	J. Kinlaw	J. Kinlaw	J. Kinlaw	J. Kinlaw	J. Kinlaw	J. Kinlaw	J. Kinlaw	J. Kinlaw	J. Kinlaw	J. Kinlaw	J. Kinlaw	J. Kinlaw
DT	K. Smith	K. Smith	K. Smith	K. Smith	K. Smith	K. Smith	K. Smith	K. Smith	K. Smith	K. Smith	K. Smith	Ellis
DE	DJ Wonnum	DJ Wonnum	DJ Wonnum	DJ Wonnum	DJ Wonnum	DJ Wonnum	DJ Wonnum	DJ Wonnum	DJ Wonnum	DJ Wonnum	DJ Wonnum	DJ Wonnum
LB	-	-	-	Greene	Greene	Greene	Greene	Greene	Greene	Greene	Greene	Greene
LB	Jones	Jones	Jones	Jones	Jones	Jones	Jones	Jones	Jones	Jones	Jones	Jones
LB	Brunson	Brunson	Brunson	Brunson	Brunson	Brunson	Brunson	Brunson	Brunson	Brunson	Brunson	-
CB	Horn	Horn	Horn	Horn	Horn	Horn	Horn	Horn	Horn	Horn	Horn	Horn
S	Williams	Williams	Williams	Roderick	Roderick	Roderick	Roderick	Roderick	Roderick	Roderick	Roderick	Roderick
S	Mukuamu	Ibe	Ibe	Ibe	Ibe	Ibe	Ibe	Ibe	Ibe	Ibe	Robinson	Ibe
CB	Dixon	Mukuamu	Mukuamu	Mukuamu	Mukuamu	Mukuamu	Mukuamu	Mukuamu	Mukuamu	Mukuamu	Mukuamu	Mukuamu
NIK	Robinson	Roderick	Roderick	-	-	-	-	-	-	-	-	Robinson

## 2019 South Carolina Game-by-Game Captains

UNC	CSU	BAMA	MIZZOU	UK	UGA	FLORIDA	TENN	VANDY	APP ST	TAMU	CLEMSON
Bentley	Dowdle	Horn	Brunson	Charlton	Dawkins	Brunson	Edwards	Markway	Brunson	Edwards	Brunson
Kinlaw	Edwards	Jones	Dowdle	Edwards	Edwards	Fennell	Feaster	Stanley	Edwards	Ibe	J. Kinlaw
Pollard	K. Smith	Markway	Edwards	J. Kinlaw	K. Smith	J. Kinlaw	Hutcherson	Sterling	Stanley	J. Kinlaw	Stanley
DJ Wonnum	S. Smith	Stanley	J. Kinlaw	Stanley	DJ Wonnum	Stanley	Jones	DJ Wonnum	K. Smith	Stanley	DJ Wonnum



	SC	OPP
<b>SCORING</b>	<b>269</b>	<b>313</b>
Points Per Game	22.4	26.1
Points Off Turnovers	53	45
<b>FIRST DOWNS</b>	<b>232</b>	<b>246</b>
Rushing	85	97
Passing	128	127
Penalty	19	22
<b>RUSHING YARDAGE</b>	<b>1796</b>	<b>1896</b>
Yards gained rushing	2026	2165
Yards lost rushing	230	269
Rushing Attempts	396	450
Average Per Rush	4.5	4.2
Average Per Game	149.7	158.0
TDs Rushing	18	9
<b>PASSING YARDAGE</b>	<b>2667</b>	<b>2823</b>
Comp-Att-Int	268-466-7	239-404-12
Average Per Pass	5.7	7.0
Average Per Catch	10.0	11.8
Average Per Game	222.2	235.2
TDs Passing	12	23
<b>TOTAL OFFENSE</b>	<b>4463</b>	<b>4719</b>
Total Plays	862	854
Average Per Play	5.2	5.5
Average Per Game	371.9	393.2
<b>KICK RETURNS: #-Yards</b>	<b>21-425</b>	<b>16-384</b>
<b>PUNT RETURNS: #-Yards</b>	<b>11-146</b>	<b>18-249</b>
<b>INT RETURNS: #-Yards</b>	<b>12-102</b>	<b>7-168</b>
<b>KICK RETURN AVERAGE</b>	<b>20.2</b>	<b>24.0</b>
<b>PUNT RETURN AVERAGE</b>	<b>13.3</b>	<b>13.8</b>
<b>INT RETURN AVERAGE</b>	<b>8.5</b>	<b>24.0</b>
<b>FUMBLES-LOST</b>	<b>12-7</b>	<b>9-5</b>
<b>PENALTIES-Yards</b>	<b>79-656</b>	<b>72-572</b>
Average Per Game	54.7	47.7
<b>PUNTS-Yards</b>	<b>69-3244</b>	<b>61-2730</b>
Average Per Punt	47.0	44.8
Net punt average	42.0	41.4
<b>KICKOFFS-Yards</b>	<b>59-3603</b>	<b>65-4020</b>
Average Per Kick	61.1	61.8
Net kick average	38.9	39.2
<b>TIME OF POSSESSION/Game</b>	<b>27:01</b>	<b>32:59</b>
<b>3RD-DOWN Conversions</b>	<b>59/184</b>	<b>69/180</b>
3rd-Down Pct	32%	38%
<b>4TH-DOWN Conversions</b>	<b>13/27</b>	<b>5/14</b>
4th-Down Pct	48%	36%
<b>SACKS BY-Yards</b>	<b>24-152</b>	<b>25-166</b>
<b>MISC YARDS</b>	<b>0</b>	<b>0</b>
<b>TOUCHDOWNS SCORED</b>	<b>31</b>	<b>37</b>
<b>FIELD GOALS-ATTEMPTS</b>	<b>18-22</b>	<b>18-26</b>
<b>ON-SIDE KICKS</b>	<b>0-1</b>	<b>0-1</b>
<b>RED-ZONE SCORES</b>	<b>(27-35) 77%</b>	<b>(29-36) 81%</b>
<b>RED-ZONE TOUCHDOWNS</b>	<b>(17-35) 49%</b>	<b>(18-36) 50%</b>
<b>PAT-ATTEMPTS</b>	<b>(29-30) 97%</b>	<b>(35-36) 97%</b>
<b>ATTENDANCE</b>	<b>545737</b>	<b>337112</b>
Games/Avg Per Game	7/77962	4/84278
Neutral Site Games		1/52183

SCORE BY QUARTERS	1st	2nd	3rd	4th	OT	Total
South Carolina	78	80	44	64	3	269
Opponents	63	81	62	107	0	313

RUSHING	G	Att	Gain	Loss	Net	Avg	TD	Long	Avg/G
Tavien Feaster	10	124	692	20	672	5.4	5	37	67.2
Rico Dowdle	10	106	524	26	498	4.7	4	35	49.8
Mon Denson	9	39	232	0	232	5.9	3	57	25.8
Kevin Harris	6	21	179	0	179	8.5	4	75	29.8
Dashaun Fenwick	5	22	118	7	111	5.0	0	18	22.2
Dakereon Joyner	8	29	130	23	107	3.7	1	41	13.4
Bryan Edwards	10	2	22	0	22	11.0	0	15	2.2
A.J. Turner	7	4	14	0	14	3.5	0	6	2.0
Joseph Charlton	12	1	10	0	10	10.0	0	10	0.8
Shi Smith	10	3	8	0	8	2.7	0	5	0.8
Josh Vann	9	1	5	0	5	5.0	0	5	0.6
Parker White	12	1	3	0	3	3.0	0	3	0.2
OrTre Smith	9	1	0	1	-1	-1.0	0	0	-0.1
TEAM	5	3	0	4	-4	-1.3	0	0	-0.8
Jake Bentley	1	6	14	19	-5	-0.8	0	9	-5.0
Ryan Hilinski	11	33	75	130	-55	-1.7	1	14	-5.0
<b>Total.....</b>	<b>12</b>	<b>396</b>	<b>2026</b>	<b>230</b>	<b>1796</b>	<b>4.5</b>	<b>18</b>	<b>75</b>	<b>149.7</b>
<b>Opponents.....</b>	<b>12</b>	<b>450</b>	<b>2165</b>	<b>269</b>	<b>1896</b>	<b>4.2</b>	<b>9</b>	<b>75</b>	<b>158.0</b>

PASSING	G	Effic	Cmp-Att-Int	Pct	Yds	TD	Lng	Avg/G
Ryan Hilinski	11	113.37	236-406-5	58.1	2357	11	75	214.3
Jake Bentley	1	90.76	16-30-2	53.3	142	1	26	142.0
Dakereon Joyner	8	107.54	16-28-0	57.1	168	0	25	21.0
Shi Smith	10	0.00	0-1-0	0.0	0	0	0	0.0
TEAM	5	0.00	0-1-0	0.0	0	0	0	0.0
<b>Total.....</b>	<b>12</b>	<b>111.08</b>	<b>268-466-7</b>	<b>57.5</b>	<b>2667</b>	<b>12</b>	<b>75</b>	<b>222.2</b>
<b>Opponents.....</b>	<b>12</b>	<b>130.70</b>	<b>239-404-12</b>	<b>59.2</b>	<b>2823</b>	<b>23</b>	<b>81</b>	<b>235.2</b>

RECEIVING	G	No.	Yds	Avg	TD	Long	Avg/G
Bryan Edwards	10	71	816	11.5	6	75	81.6
Shi Smith	10	43	489	11.4	2	75	48.9
Kyle Markway	12	31	349	11.3	2	30	29.1
Rico Dowdle	10	22	167	7.6	0	26	16.7
Josh Vann	9	19	171	9.0	0	19	19.0
Nick Muse	8	17	158	9.3	0	21	19.8
Tavien Feaster	10	17	87	5.1	0	14	8.7
Chavis Dawkins	11	10	98	9.8	0	21	8.9
Xavier Legette	11	9	80	8.9	1	20	7.3
OrTre Smith	9	9	69	7.7	1	17	7.7
Dakereon Joyner	8	6	46	7.7	0	13	5.8
Chad Terrell	9	4	56	14.0	0	20	6.2
Trey Adkins	4	3	58	19.3	0	29	14.5
Kevin Harris	6	3	26	8.7	0	11	4.3
Ryan Hilinski	11	2	-14	-7.0	0	0	-1.3
Jay Urich	8	1	11	11.0	0	11	1.4
KeShawn Toney	4	1	0	0.0	0	0	0.0
<b>Total.....</b>	<b>12</b>	<b>268</b>	<b>2667</b>	<b>10.0</b>	<b>12</b>	<b>75</b>	<b>222.2</b>
<b>Opponents.....</b>	<b>12</b>	<b>239</b>	<b>2823</b>	<b>11.8</b>	<b>23</b>	<b>81</b>	<b>235.2</b>

PUNT RETURNS	No.	Yds	Avg	TD	Long
Bryan Edwards	7	125	17.9	0	38
Josh Vann	2	24	12.0	0	22
Xavier Legette	1	-1	-1.0	0	0
Darius Rush	1	-2	-2.0	0	0
<b>Total.....</b>	<b>11</b>	<b>146</b>	<b>13.3</b>	<b>0</b>	<b>38</b>
<b>Opponents.....</b>	<b>18</b>	<b>249</b>	<b>13.8</b>	<b>2</b>	<b>65</b>

INTERCEPTIONS	No.	Yds	Avg	TD	Long
Israel Mukuamu	4	53	13.2	1	53
R.J. Roderick	2	4	2.0	0	3
Ernest Jones	2	1	0.5	0	1
D.J. Wonnunum	1	21	21.0	0	21
John Dixon	1	3	3.0	0	3
Jammie Robinson	1	15	15.0	0	15
T.J. Brunson	1	5	5.0	0	5
<b>Total.....</b>	<b>12</b>	<b>102</b>	<b>8.5</b>	<b>1</b>	<b>53</b>
<b>Opponents.....</b>	<b>7</b>	<b>168</b>	<b>24.0</b>	<b>2</b>	<b>100</b>



KICK RETURNS	No.	Yds	Avg	TD	Long
Shi Smith	12	263	21.9	0	60
Xavier Legette	4	113	28.2	0	50
Jammie Robinson	2	38	19.0	0	22
Kyle Markway	2	11	5.5	0	6
Will Register	1	0	0.0	0	0
<b>Total.....</b>	<b>21</b>	<b>425</b>	<b>20.2</b>	<b>0</b>	<b>60</b>
<b>Opponents.....</b>	<b>16</b>	<b>384</b>	<b>24.0</b>	<b>0</b>	<b>57</b>

FUMBLE RETURNS	No.	Yds	Avg	TD	Long
<b>Total.....</b>	<b>0</b>	<b>0</b>	<b>0.0</b>	<b>0</b>	<b>0</b>
<b>Opponents.....</b>	<b>0</b>	<b>0</b>	<b>0.0</b>	<b>1</b>	<b>0</b>

SCORING	TD	FGs	PATs					DXP	Saf	Points
			Kick	Rush	Rcv	Pass				
Parker White	0	18-22	25-25	0-0	0	0-0	0	0	79	
Bryan Edwards	6	0-0	0-0	0-0	0	0-0	0	0	36	
Tavien Feaster	5	0-0	0-0	0-0	0	0-0	0	0	30	
Kevin Harris	4	0-0	0-0	0-0	0	0-0	0	0	24	
Rico Dowdle	4	0-0	0-0	0-0	0	0-0	0	0	24	
Mon Denson	3	0-0	0-0	0-0	0	0-0	0	0	18	
Shi Smith	2	0-0	0-0	0-0	0	0-0	0	0	12	
Kyle Markway	2	0-0	0-0	0-0	0	0-0	0	0	12	
Ryan Hilinski	1	0-0	0-0	0-0	0	0-1	0	0	6	
Dakereon Joyner	1	0-0	0-0	0-0	0	0-0	0	0	6	
OrTre Smith	1	0-0	0-0	0-0	0	0-0	0	0	6	
Xavier Legette	1	0-0	0-0	0-0	0	0-0	0	0	6	
Israel Mukuamu	1	0-0	0-0	0-0	0	0-0	0	0	6	
Will Tommie	0	0-0	4-5	0-0	0	0-0	0	0	4	
<b>Total.....</b>	<b>31</b>	<b>18-22</b>	<b>29-30</b>	<b>0-0</b>	<b>0</b>	<b>0-1</b>	<b>0</b>	<b>0</b>	<b>269</b>	
<b>Opponents.....</b>	<b>37</b>	<b>18-26</b>	<b>35-36</b>	<b>1-1</b>	<b>0</b>	<b>0-0</b>	<b>0</b>	<b>0</b>	<b>313</b>	

FIELD GOALS	M-A	Pct	01-19	20-29	30-39	40-49	50+	Lg	Blk
Parker White	18-22	81.8	0-0	5-5	6-7	6-6	1-4	50	0

FG SEQUENCE	South Carolina	Opponents
North Carolina	(32),53,(39)	(22),47,(24),(22)
Charleston Southern	(47)	(41)
Alabama	(44),(28),(48)	(23),37,(21)
Missouri	50	(47),39,(25)
Kentucky	(26)	-
Georgia	(49),57,33,(24)	(50),53,42
Florida	(49),(31)	(48)
Tennessee	-	(46),39,(31)
Vanderbilt	(22)	-
Appalachian State	(41),(25),(50)	(40),(47)
Texas A&M	(37),(39)	(35),42,(30),(40)
Clemson	(39)	(46),32

Numbers in (parentheses) indicate field goal was made.

PUNTING	No.	Yds	Avg	Long	TB	FC	I20	50+	Blkd
Joseph Charlton	68	3244	47.7	66	5	27	28	27	0
TEAM	1	0	0.0	0	0	0	0	0	1
<b>Total.....</b>	<b>69</b>	<b>3244</b>	<b>47.0</b>	<b>66</b>	<b>5</b>	<b>27</b>	<b>28</b>	<b>27</b>	<b>1</b>
<b>Opponents.....</b>	<b>61</b>	<b>2730</b>	<b>44.8</b>	<b>66</b>	<b>3</b>	<b>13</b>	<b>25</b>	<b>18</b>	<b>0</b>

KICKOFFS	No.	Yds	Avg	TB	OB	Retn	Net	YdLn
Will Tommie	53	3248	61.3	32	1			
Alexander Woznick	6	355	59.2	5	1			
<b>Total.....</b>	<b>59</b>	<b>3603</b>	<b>61.1</b>	<b>37</b>	<b>2</b>	<b>384</b>	<b>38.9</b>	<b>26</b>
<b>Opponents.....</b>	<b>65</b>	<b>4020</b>	<b>61.8</b>	<b>42</b>	<b>0</b>	<b>425</b>	<b>39.2</b>	<b>25</b>

TOTAL OFFENSE	G	Plays	Rush	Pass	Total	Avg/G
Ryan Hilinski	11	439	-55	2357	2302	209.3
Tavien Feaster	10	124	672	0	672	67.2
Rico Dowdle	10	106	498	0	498	49.8
Dakereon Joyner	8	57	107	168	275	34.4
Mon Denson	9	39	232	0	232	25.8
Kevin Harris	6	21	179	0	179	29.8
Jake Bentley	1	36	-5	142	137	137.0
Dashaun Fenwick	5	22	111	0	111	22.2
Bryan Edwards	10	2	22	0	22	2.2
A.J. Turner	7	4	14	0	14	2.0
Joseph Charlton	12	1	10	0	10	0.8
Shi Smith	10	4	8	0	8	0.8
Josh Vann	9	1	5	0	5	0.6
Parker White	12	1	3	0	3	0.2
OrTre Smith	9	1	-1	0	-1	-0.1
TEAM	5	4	-4	0	-4	-0.8
<b>Total.....</b>	<b>12</b>	<b>862</b>	<b>1796</b>	<b>2667</b>	<b>4463</b>	<b>371.9</b>
<b>Opponents.....</b>	<b>12</b>	<b>854</b>	<b>1896</b>	<b>2823</b>	<b>4719</b>	<b>393.2</b>

ALL PURPOSE	G	Rush	Rec	PR	KOR	IR	Tot	Avg/G
Bryan Edwards	10	22	816	125	0	0	963	96.3
Shi Smith	10	8	489	0	263	0	760	76.0
Tavien Feaster	10	672	87	0	0	0	759	75.9
Rico Dowdle	10	498	167	0	0	0	665	66.5
Kyle Markway	12	0	349	0	11	0	360	30.0
Mon Denson	9	232	0	0	0	0	232	25.8
Kevin Harris	6	179	26	0	0	0	205	34.2
Josh Vann	9	5	171	24	0	0	200	22.2
Xavier Legette	11	0	80	-1	113	0	192	17.5
Nick Muse	8	0	158	0	0	0	158	19.8
Dakereon Joyner	8	107	46	0	0	0	153	19.1
Dashaun Fenwick	5	111	0	0	0	0	111	22.2
Chavis Dawkins	11	0	98	0	0	0	98	8.9
OrTre Smith	9	-1	69	0	0	0	68	7.6
Trey Adkins	4	0	58	0	0	0	58	14.5
Chad Terrell	9	0	56	0	0	0	56	6.2
Israel Mukuamu	12	0	0	0	0	53	53	4.4
Jammie Robinson	12	0	0	0	38	15	53	4.4
D.J. Wonnum	12	0	0	0	0	21	21	1.8
A.J. Turner	7	14	0	0	0	0	14	2.0
Jay Urich	8	0	11	0	0	0	11	1.4
Joseph Charlton	12	10	0	0	0	0	10	0.8
T.J. Brunson	12	0	0	0	0	5	5	0.4
R.J. Roderick	12	0	0	0	0	4	4	0.3
John Dixon	12	0	0	0	0	3	3	0.2
Parker White	12	3	0	0	0	0	3	0.2
Ernest Jones	12	0	0	0	0	1	1	0.1
Darius Rush	12	0	0	-2	0	0	-2	-0.2
TEAM	5	-4	0	0	0	0	-4	-0.8
Jake Bentley	1	-5	0	0	0	0	-5	-5.0
Ryan Hilinski	11	-55	-14	0	0	0	-69	-6.3
<b>Total.....</b>	<b>12</b>	<b>1796</b>	<b>2667</b>	<b>146</b>	<b>425</b>	<b>102</b>	<b>5136</b>	<b>428.0</b>
<b>Opponents.....</b>	<b>12</b>	<b>1896</b>	<b>2823</b>	<b>249</b>	<b>384</b>	<b>168</b>	<b>5520</b>	<b>460.0</b>



No.	PLAYER	GP	Tackles			TFL/Yds	Sacks		Pass Def			Fumbles		Blkd	
			Solo	Ast	Total		No-Yards	Int-Yds	BrUp	QBH	Rcv-Yds	FF	Kick	Saf	
53	Ernest Jones	12	59	38	97	5.5-23	1.0-16	2-1	5	1	.	1	.	.	
6	T.J. Brunson	12	44	33	77	6.0-16	.	1-5	5	.	1-0	.	.	.	
7	Jammie Robinson	12	46	16	62	1.5-7	.	1-15	4	.	.	1	.	.	
29	J.T. Ibe	11	46	15	61	0.5-0	.	.	3	.	.	.	.	.	
24	Israel Mukuamu	12	45	14	59	2.0-3	.	4-53	9	.	.	.	.	.	
10	R.J. Roderick	12	38	17	55	3.5-12	1.0-8	2-4	1	.	.	.	.	.	
1	Jaycee Horn	12	29	11	40	2.0-13	1.0-12	.	9	.	.	2	.	.	
15	Aaron Sterling	12	19	21	40	10.0-44	6.0-34	.	2	4	1-0	1	.	.	
8	D.J. Wonnum	12	24	13	37	9.5-42	4.5-32	1-21	.	3	.	1	1	.	
3	Javon Kinlaw	12	15	20	35	6.0-30	6.0-30	.	2	4	2-0	.	1	.	
44	Sherrod Greene	12	24	11	35	6.5-18	0.5-0	.	.	2	.	.	.	.	
95	Kobe Smith	11	12	16	28	2.5-4	0.5-2	.	.	2	.	.	.	.	
52	Kingsley Enagbare	12	16	11	27	7.0-32	3.5-18	.	.	3	.	.	.	.	
30	Damani Staley	9	12	10	22	2.0-3	.	.	1	.	.	.	.	.	
26	Zacch Pickens	12	8	8	16	.	.	.	.	1	.	.	.	.	
21	Jamyest Williams	4	11	5	16	.	.	.	.	.	.	.	.	.	
35	Daniel Fennell	11	11	4	15	3.0-10	.	.	.	2	.	.	.	.	
99	Jabari Ellis	8	6	1	7	.	.	.	1	.	.	.	.	.	
9	Cam Smith	3	5	2	7	.	.	.	.	.	.	.	.	.	
40	Jahmar Brown	9	4	2	6	1.0-6	.	.	1	.	.	1	.	.	
90	Rick Sandidge	12	4	2	6	0.5-1	.	.	.	1	1-0	.	.	.	
45	Spencer Eason-Riddle	11	4	2	6	.	.	.	.	.	.	.	.	.	
5	Keir Thomas	2	2	2	4	1.0-4	.	.	.	.	.	.	.	.	
28	Darius Rush	12	2	1	3	.	.	.	.	.	.	.	.	.	
42	Rosendo Louis Jr.	4	3	.	3	1.0-1	.	.	1	.	.	.	.	.	
22	John Dixon	12	2	1	3	1.0-2	.	1-3	.	.	.	.	.	.	
23	Derek Boykins-Brooks	1	3	.	3	.	.	.	.	.	.	.	.	.	
11	Eldridge Thompson	8	3	.	3	.	.	.	.	.	.	.	.	.	
17	Xavier Legette	11	2	.	2	.	.	.	.	.	.	.	.	.	
92	Tyreek Johnson	1	1	1	2	.	.	.	.	.	.	.	.	.	
25	A.J. Turner	7	1	.	1	.	.	.	.	.	.	.	.	.	
84	Kyle Markway	12	1	.	1	.	.	.	.	.	.	.	.	.	
71	Eric Douglas	9	1	.	1	.	.	.	.	.	.	.	.	.	
34	Mon Denson	9	1	.	1	.	.	.	.	.	.	.	.	.	
19	Brad Johnson	4	.	1	1	.	.	.	.	.	.	.	.	.	
39	Matt Oliveira	12	.	1	1	.	.	.	.	.	.	.	.	.	
13	Shi Smith	10	1	.	1	.	.	.	.	.	.	.	.	.	
32	Caleb Kinlaw	10	1	.	1	.	.	.	.	.	.	.	.	.	
82	KeShawn Toney	4	1	.	1	.	.	.	.	.	.	.	.	.	
4	Tavien Feaster	10	1	.	1	.	.	.	.	.	.	.	.	.	
31	Jamel Cook	1	1	.	1	.	.	.	.	.	.	.	.	.	
12	Shilo Sanders	4	1	.	1	.	.	.	.	.	.	.	.	.	
83	Chavis Dawkins	11	1	.	1	.	.	.	.	.	.	.	.	.	
47	Jordan Villafane	1	1	.	1	.	.	.	.	.	.	.	.	.	
18	OrTre Smith	9	.	1	1	.	.	.	.	.	.	.	.	.	
93	Joseph Anderson	1	1	.	1	.	.	.	.	.	.	.	.	.	
	<b>Total.....</b>	<b>12</b>	<b>513</b>	<b>280</b>	<b>793</b>	<b>72-271</b>	<b>24-152</b>	<b>12-102</b>	<b>44</b>	<b>23</b>	<b>5-0</b>	<b>7</b>	<b>2</b>	<b>.</b>	
	<b>Opponents.....</b>	<b>12</b>	<b>498</b>	<b>280</b>	<b>778</b>	<b>60-248</b>	<b>25-166</b>	<b>7-168</b>	<b>56</b>	<b>44</b>	<b>7-0</b>	<b>8</b>	<b>1</b>	<b>.</b>	





TOTAL TACKLES	UA-A	TOT	UNC	CSU	ALA	MIZZ	UK	UGA	UF	UT	VU	APP	TAMU	CU
Ernest Jones	59-38	97	4-8	0-1	6-3	6-3	4-3	4-8	3-2	6-1	3-0	8-2	9-4	6-3
T.J. Brunson	44-33	77	3-6	3-1	1-3	9-3	1-4	7-3	3-3	3-7	6-0	3-2	-	5-1
Jammie Robinson	46-16	62	1-1	0-1	4-0	3-0	-	2-2	3-1	5-4	5-1	2-1	12-3	9-2
J.T. Ibe	46-15	61	DNP	3-1	5-1	4-0	1-1	2-1	6-2	3-2	2-0	4-1	7-5	9-1
Israel Mukuamu	45-14	59	5-2	-	5-3	5-0	5-1	7-4	5-0	4-0	3-0	2-2	1-1	3-1
R.J. Roderick	38-17	55	4-5	1-1	5-3	4-0	1-1	1-3	5-1	4-0	3-0	4-1	2-1	4-1
Jaycee Horn	29-11	40	3-2	1-1	0-1	0-1	2-0	6-1	2-3	2-0	3-1	2-0	3-1	5-0
Aaron Sterling	19-21	40	1-3	1-0	1-1	3-2	1-1	2-3	2-2	2-5	3-0	1-1	1-1	1-2
D.J. Wonnum	24-13	37	4-3	-	2-2	-	5-0	3-3	3-0	2-0	2-0	2-2	1-3	-
Sherrod Greene	24-11	35	1-1	1-0	1-0	3-1	3-2	4-1	-	3-2	3-0	5-2	0-1	0-1
Javon Kinlaw	15-20	35	1-3	1-0	3-1	2-2	1-0	1-3	2-2	0-1	1-0	0-3	1-3	2-2
Kobe Smith	12-16	28	0-4	-	1-1	3-0	1-0	1-5	0-2	0-2	2-0	3-2	1-0	DNP
Kingsley Enagbare	16-11	27	0-1	1-0	1-0	6-0	2-1	2-1	1-0	-	-	0-1	1-3	2-4
Damani Staley	12-10	22	-	2-1	-	4-0	2-0	0-2	DNP	DNP	DNP	-	1-6	3-1
Jamyest Williams	11-5	16	5-4	2-0	1-1	3-0	DNP	DNP	DNP	DNP	DNP	DNP	DNP	DNP
Zacch Pickens	8-8	16	0-6	1-1	-	2-0	1-0	-	1-0	-	1-0	1-0	1-1	-
Daniel Fennell	11-4	15	0-1	1-0	0-1	1-0	3-1	-	1-0	3-0	1-0	1-0	DNP	0-1
Jabari Ellis	6-1	7	-	1-0	DNP	DNP	DNP	DNP	-	-	-	-	2-0	3-1
Cam Smith	5-2	7	DNP	4-2	DNP	DNP	DNP	DNP	DNP	DNP	-	1-0	DNP	DNP
Rick Sandidge	4-2	6	1-0	-	-	-	0-1	2-0	-	-	-	1-0	0-1	-
Spencer Eason-Riddle	4-2	6	-	2-2	-	-	-	-	1-0	-	1-0	-	-	DNP
Jahmar Brown	4-2	6	0-1	1-0	-	-	1-0	-	-	1-0	DNP	DNP	1-1	DNP
Keir Thomas	2-2	4	DNP	DNP	DNP	DNP	DNP	DNP	DNP	DNP	DNP	1-0	1-2	DNP
Derek Boykins-Brooks	3-0	3	DNP	3-0	DNP	DNP	DNP	DNP	DNP	DNP	DNP	DNP	DNP	DNP
Darius Rush	2-1	3	-	1-1	-	-	-	-	-	-	1-0	-	-	-
Eldridge Thompson	3-0	3	DNP	3-0	-	-	-	-	-	-	-	DNP	DNP	DNP
Rosendo Louis Jr.	3-0	3	DNP	2-0	-	DNP	1-0	DNP	DNP	-	DNP	DNP	DNP	DNP
John Dixon	2-1	3	0-1	-	2-0	-	-	-	-	-	-	-	-	-
Xavier Legette	2-0	2	1-0	-	-	1-0	-	-	-	-	-	-	-	DNP
Tyreek Johnson	1-1	2	DNP	1-1	DNP	DNP	DNP	DNP	DNP	DNP	DNP	DNP	DNP	DNP
Chavis Dawkins	1-0	1	1-0	-	-	-	-	-	-	-	DNP	-	-	-
Eric Douglas	1-0	1	-	DNP	DNP	-	-	-	-	-	-	-	1-0	DNP
OrTre Smith	0-1	1	DNP	-	0-1	-	-	-	-	-	-	DNP	DNP	-
KeShawn Toney	1-0	1	DNP	-	DNP	DNP	DNP	DNP	DNP	DNP	-	DNP	-	1-0
Shilo Sanders	1-0	1	DNP	1-0	DNP	DNP	DNP	-	-	-	DNP	DNP	DNP	DNP
Matt Oliveira	0-1	1	-	-	-	-	-	-	-	-	-	-	0-1	-
Mon Denson	1-0	1	-	-	-	-	1-0	-	-	-	-	DNP	DNP	DNP
Caleb Kinlaw	1-0	1	-	-	-	-	-	DNP	DNP	-	-	1-0	-	-
A.J. Turner	1-0	1	DNP	-	-	-	-	-	-	DNP	DNP	DNP	DNP	1-0
Brad Johnson	0-1	1	-	-	DNP	DNP	DNP	DNP	DNP	DNP	DNP	DNP	-	0-1
Jamel Cook	1-0	1	DNP	1-0	DNP	DNP	DNP	DNP	DNP	DNP	DNP	DNP	DNP	DNP
Jordan Villafane	1-0	1	DNP	1-0	DNP	DNP	DNP	DNP	DNP	DNP	DNP	DNP	DNP	DNP
Tavien Feaster	1-0	1	-	1-0	-	-	-	-	-	-	-	DNP	DNP	-
Joseph Anderson	1-0	1	DNP	1-0	DNP	DNP	DNP	DNP	DNP	DNP	DNP	DNP	DNP	DNP
Kyle Markway	1-0	1	-	-	-	-	-	-	-	-	-	-	-	1-0
Shi Smith	1-0	1	1-0	-	-	-	-	-	-	-	DNP	DNP	-	-



### Individual Rushing (Att-Yds/TD)

PLAYER	TOTAL	UNC	CSU	BAMA	MIZZOU	UK	UGA	FLA	TENN	VANDY	APP ST.	TAMU	CLEM
Tavien Feaster	124-672/5	13-72/1	6-64/0	10-33/0	6-14/0	15-107/2	7-27/0	25-175/1	19-80/1	11-53/0	DNP	DNP	12-47/0
Rico Dowdle	106-498/4	11-62/0	10-87/2	12-102/0	8-17/1	15-102/1	21-79/0	1-8/0	DNP	DNP	14-9/0	7-12/0	7-20/0
Mon Denson	39-232/3	-	9-118/1	-	-	10-41/0	-	12-58/1	7-12/1	1-3/0	DNP	DNP	DNP
Kevin Harris	21-179/4	DNP	6-147/3	-	DNP	DNP	DNP	DNP	DNP	10-20/1	1-2/0	3-9/0	1-1/0
Dashaun Fenwick	22-111/0	-	DNP	DNP	DNP	DNP	DNP	DNP	DNP	18-102/0	4-9/0	-	-
Dakereon Joyner	29-107/1	-	4-53/1	-	6-4/0	DNP	6-28/0	DNP	DNP	6-9/0	3-14/0	4-7/0	DNP
Bryan Edwards	2-22/0	-	1-15/0	-	-	-	1-7/0	-	-	-	-	DNP	DNP
A.J. Turner	4-14/0	DNP	-	-	-	-	-	-	DNP	DNP	DNP	DNP	4-14/0
Joseph Charlton	1-10/0	-	-	-	-	-	-	-	-	-	-	1-10/0	-
Shi Smith	3-8/0	-	1-5/0	1-2/0	-	-	1-1/0	-	-	DNP	DNP	-	-
Josh Vann	1-5/0	-	-	-	-	-	-	-	-	1-5/0	DNP	DNP	DNP
Parker White	1-3/0	-	-	1-3/0	-	-	-	-	-	-	-	-	-
OrTre Smith	1-(-1)/0	DNP	-	-	-	-	-	-	-	1-(-1)/0	DNP	DNP	-
TEAM	3-(-4)/0	1-(-1)/0	DNP	DNP	1-(-1)/0	1-(-2)/0	DNP	DNP	-	DNP	-	DNP	DNP
Jake Bentley	6-(-5)/0	6-(-5)/0	DNP	DNP	DNP	DNP	DNP	DNP	DNP	DNP	DNP	DNP	DNP
Ryan Hilinski	33-(-55)/1	DNP	1-4/1	5-(-5)/0	3-(-10)/0	5-(-1)/0	-	5-(-24)/0	4-(-14)/0	1-14/0	5-(-13)/0	2-7/0	2-(-13)/0

### Individual Passing (Cmp-Att-Int-Yds-TD)

	BENTLEY	HILINSKI	JOYNER	S. SMITH
North Carolina	16-30-2-142-1	-	-	-
Chas. Southern	DNP	24-30-1-282-2	1-1-0-0-0	-
Alabama	DNP	36-57-1-324-2	-	-
Missouri	DNP	13-30-1-166-1	6-11-0-89-0	-
Kentucky	DNP	15-27-0-140-0	DNP	-
Georgia	DNP	15-20-0-116-1	6-12-0-39-0	-
Florida	DNP	17-35-0-170-1	DNP	-
Tennessee	DNP	28-51-0-319-1	DNP	-
Vanderbilt	DNP	24-31-0-235-2	-	DNP
Appalachian State	DNP	32-57-1-325-1	-	DNP
Texas A&M	DNP	16-41-0-175-0	3-4-0-40-0	0-1-0-0-0
Clemson	DNP	16-27-1-105-0	DNP	-

### Individual Receiving (Rec-Yds/TD)

PLAYER	TOTAL	UNC	CSU	BAMA	MIZZOU	UK	UGA	FLA	TENN	VANDY	APP ST.	TAMU	CLEM
Bryan Edwards	71-816/6	1-7/0	5-112/2	9-79/0	6-113/1	6-37/0	6-78/1	7-78/0	8-83/0	14-139/1	9-90/1	DNP	DNP
Shi Smith	43-489/2	5-55/0	2-13/0	6-90/1	3-32/0	2-30/0	5-14/0	2-18/0	11-156/1	DNP	DNP	2-41/0	5-40/0
Kyle Markway	31-349/2	2-37/1	4-37/0	5-46/1	3-52/0	-	1-5/0	1-8/0	1-16/0	1-19/0	5-43/0	5-47/0	3-39/0
Josh Vann	19-171/0	2-16/0	3-23/0	4-23/0	1-8/0	1-15/0	2-10/0	3-33/0	2-26/0	1-17/0	DNP	DNP	DNP
Rico Dowdle	22-167/0	2-12/0	2-16/0	3-21/0	-	1-23/0	3-6/0	-	DNP	DNP	5-67/0	4-10/0	2-12/0
Nick Muse	17-158/0	DNP	2-22/0	4-21/0	2-25/0	-	3-31/0	1-21/0	4-23/0	1-15/0	DNP	DNP	DNP
Chavis Dawkins	10-98/0	-	-	-	2-30/0	2-19/0	1-11/0	1-5/0	-	DNP	2-11/0	1-21/0	1-1/0
Tavien Feaster	17-87/0	2-11/0	3-19/0	2-17/0	1-5/0	2-12/0	-	-	1-5/0	2-10/0	DNP	DNP	4-8/0
Xavier Legette	9-80/1	-	-	-	-	1-4/0	-	-	-	3-34/1	5-42/0	-	DNP
OrTre Smith	9-69/1	DNP	2-28/0	2-14/0	-	-	-	2-7/1	1-10/0	1-5/0	DNP	DNP	1-5/0
Trey Adkins	3-58/0	DNP	-	DNP	DNP	DNP	DNP	DNP	DNP	DNP	2-33/0	1-25/0	-
Chad Terrell	4-56/0	DNP	-	DNP	DNP	-	-	-	-	-	1-11/0	3-45/0	-
Dakereon Joyner	6-46/0	2-4/0	1-12/0	1-13/0	-	DNP	-	DNP	DNP	-	2-17/0	-	DNP
Kevin Harris	3-26/0	DNP	-	-	DNP	DNP	DNP	DNP	DNP	-	-	3-26/0	-
Jay Urich	1-11/0	-	-	DNP	-	-	DNP	DNP	DNP	-	1-11/0	-	-
KeShawn Toney	1-0/0	DNP	1-0/0	DNP	DNP	DNP	DNP	DNP	DNP	-	DNP	-	-
Ryan Hilinski	2-14/0	DNP	-	-	1-10/0	-	-	-	-	1-4/0	-	-	-

### Game-by-Game Leaders

Opponent	Rushing	Passing	Receiving (No.)	Receiving (Yds.)	Tackles
North Carolina	Feaster 13-74/1	Bentley 16-30-2-142-1	S. Smith 5-55-0	S. Smith 5-55-0	Jones 4-8-12
Chas. Southern	Harris 6-147/3	Hilinski 24-30-1-282-2	Edwards 5-112-2	Edwards 5-112-2	C. Smith 4-2-6
Alabama	Dowdle 12-102/0	Hilinski 36-57-1-324-2	Edwards 9-79-0	S. Smith 6-90-1	Jones 6-3-9
Missouri	Dowdle 8-17/1	Hilinski 13-30-1-166-1	Edwards 6-113-1	Edwards 6-113-1	Brunson 9-3-12
Kentucky	Feaster 15-107/2	Hilinski 15-27-0-140-0	Edwards 6-37-0	Edwards 6-37-0	Jones 4-3-7
Georgia	Dowdle 21-83/0	Hilinski 15-20-0-116-1	Edwards 6-78-1	Edwards 6-78-1	Jones 4-8-12
Florida	Feaster 25-175/1	Hilinski 17-35-0-170-1	Edwards 7-78-0	Edwards 7-78-0	lbe 6-2-8
Tennessee	Feaster 19-80/1	Hilinski 28-51-0-319-1	S. Smith 11-156-1	S. Smith 11-156-1	Brunson 3-7-10
Vanderbilt	Fenwick 18-102/0	Hilinski 24-31-0-235-2	Edwards 14-139-1	Edwards 14-139-1	Brunson 6-0-6/Robinson 5-1-6
Appalachian St	Joyner 3-14/0	Hilinski 32-57-1-325-1	Edwards 9-90-1	Edwards 9-90-1	Jones 8-2-10
Texas A&M	Dowdle 7-12/0	Hilinski 16-41-0-175-0	Markway 5-47-0	Markway 5-47-0	Robinson 12-3-15
Clemson	Feaster 12-47/0	Hilinski 16-27-1-105-0	S. Smith 5-40-0	S. Smith 5-40-0	Robinson 9-2-11



## Carolina Team Game Highs

Rushes	49	vs Vanderbilt (Nov 02, 2019)
Yards Rushing	493	vs Charleston Southern (Sep 07, 2019)
Yards Per Rush	13.0	vs Charleston Southern (Sep 07, 2019)
TD Rushes	8	vs Charleston Southern (Sep 07, 2019)
Pass attempts	58	vs Appalachian State (Nov 09, 2019)
Pass completions	36	vs Alabama (Sep 14, 2019)
Yards Passing	325	vs Appalachian State (Nov 09, 2019)
Yards Per Pass	9.1	vs Charleston Southern (Sep 07, 2019)
TD Passes	2	vs Charleston Southern (Sep 07, 2019) vs Alabama (Sep 14, 2019) vs Vanderbilt (Nov 02, 2019)
Total Plays	86	vs Alabama (Sep 14, 2019)
Total Offense	775	vs Charleston Southern (Sep 07, 2019)
Yards Per Play	11.2	vs Charleston Southern (Sep 07, 2019)
Points	72	vs Charleston Southern (Sep 07, 2019)
Sacks By	4	vs Kentucky (Sep 28, 2019)
First Downs	31	vs Alabama (Sep 14, 2019)
Penalties	11	at Georgia (Oct 12, 2019) vs Vanderbilt (Nov 02, 2019)
Penalty Yards	94	vs Vanderbilt (Nov 02, 2019)
Turnovers	3	at Missouri (Sep 21, 2019)
Interceptions By	3	vs Charleston Southern (Sep 07, 2019) at Georgia (Oct 12, 2019)
Punts	9	vs Kentucky (Sep 28, 2019)
Punting Avg	53.4	at Missouri (Sep 21, 2019)
Long Punt	66	at Tennessee (Oct 26, 2019)
Punts inside 20	5	vs Kentucky (Sep 28, 2019) at Georgia (Oct 12, 2019)
Long Punt Return	38	vs North Carolina (Aug 31, 2019)

## Carolina Individual Game Highs

Rushes	25	Tavien Feaster vs Florida (Oct 19, 2019)
Yards Rushing	175	Tavien Feaster vs Florida (Oct 19, 2019)
TD Rushes	3	Kevin Harris vs Charleston So. (Sep 07, 2019)
Long Rush	75	Kevin Harris vs Charleston So. (Sep 07, 2019)
Pass attempts	57	Ryan Hilinski vs Alabama (Sep 14, 2019) Ryan Hilinski vs Appalachian State (Nov 09, 2019)
Pass completions	36	Ryan Hilinski vs Alabama (Sep 14, 2019)
Yards Passing	325	Ryan Hilinski vs Appalachian State (Nov 09, 2019)
TD Passes	2	Ryan Hilinski vs Charleston So. (Sep 07, 2019) Ryan Hilinski vs Alabama (Sep 14, 2019) Ryan Hilinski vs Vanderbilt (Nov 02, 2019)
Long Pass	75	Ryan Hilinski at Missouri (Sep 21, 2019) Ryan Hilinski at Tennessee (Oct 26, 2019)
Receptions	14	Bryan Edwards vs Vanderbilt (Nov 02, 2019)
Yards Receiving	156	Shi Smith at Tennessee (Oct 26, 2019)
TD Receptions	2	Bryan Edwards vs Charleston So. (Sep 07, 2019)
Long Reception	75	Bryan Edwards at Missouri (Sep 21, 2019) Shi Smith at Tennessee (Oct 26, 2019)
Field Goals	3	Parker White vs Alabama (Sep 14, 2019) Parker White vs Appalachian State (Nov 09, 2019)
Long Field Goal	50	Parker White vs Appalachian State (Nov 09, 2019)
Punts	9	Joseph Charlton vs Kentucky (Sep 28, 2019)
Punting Avg	53.4	Joseph Charlton at Missouri (Sep 21, 2019)
Long Punt	66	Joseph Charlton at Tennessee (Oct 26, 2019)
Punts inside 20	5	Joseph Charlton vs Kentucky (Sep 28, 2019) Joseph Charlton at Georgia (Oct 12, 2019)
Long Punt Return	38	Bryan Edwards vs North Carolina (Aug 31, 2019)
Long Kickoff Return	60	Shi Smith vs North Carolina (Aug 31, 2019)
Tackles	15	Jammie Robinson at Texas A&M (Nov 16, 2019)
Sacks	3.0	D.J. Wonnum vs Kentucky (Sep 28, 2019)
Tackles For Loss	3.0	D.J. Wonnum vs North Carolina (Aug 31, 2019) D.J. Wonnum vs Kentucky (Sep 28, 2019) Sherrod Greene vs App State (Nov 09, 2019)
Interceptions	3	Israel Mukuamu at Georgia (Oct 12, 2019)

## Opponent Team Game Highs

Rushes	54	at Missouri (Sep 21, 2019)
Yards Rushing	319	at Texas A&M (Nov 16, 2019)
Yards Per Rush	6.9	at Texas A&M (Nov 16, 2019)
TD Rushes	2	at Texas A&M (Nov 16, 2019) vs Clemson (Nov 30, 2019)
Pass attempts	52	at Georgia (Oct 12, 2019)
Pass completions	31	vs Alabama (Sep 14, 2019)
Yards Passing	495	vs Alabama (Sep 14, 2019)
Yards Per Pass	12.7	vs Alabama (Sep 14, 2019)
TD Passes	5	vs Alabama (Sep 14, 2019)
Total Plays	95	at Georgia (Oct 12, 2019)
Total Offense	571	vs Alabama (Sep 14, 2019)
Yards Per Play	8.9	vs Alabama (Sep 14, 2019)
Points	47	vs Alabama (Sep 14, 2019)
Sacks By	4	at Missouri (Sep 21, 2019)
First Downs	30	at Georgia (Oct 12, 2019) vs Clemson (Nov 30, 2019)
Penalties	11	vs Alabama (Sep 14, 2019)
Penalty Yards	92	vs Alabama (Sep 14, 2019)
Turnovers	4	at Georgia (Oct 12, 2019)
Interceptions By	2	vs North Carolina (Aug 31, 2019)
Punts	9	vs Kentucky (Sep 28, 2019)
Punting Avg	57.7	at Georgia (Oct 12, 2019)
Long Punt	66	at Georgia (Oct 12, 2019)
Punts inside 20	4	at Missouri (Sep 21, 2019) vs Kentucky (Sep 28, 2019)
Long Punt Return	65	at Tennessee (Oct 26, 2019)

## Opponent Individual Game Highs

Rushes	24	Isaiah Spiller, at Texas A&M (Nov 16, 2019)
Yards Rushing	130	Cordarrian Richardson, at TAMU (Nov 16, 2019)
TD Rushes	2	Travis Etienne, vs Clemson (Nov 30, 2019)
Long Rush	75	Dameon Pierce, vs Florida (Oct 19, 2019) Cordarrian Richardson, at TAMU (Nov 16, 2019)
Pass attempts	51	Jake Fromm, at Georgia (Oct 12, 2019)
Pass completions	28	Tua Tagovailoa vs Alabama (Sep 14, 2019) Jake Fromm, at Georgia (Oct 12, 2019)
Yards Passing	444	Tua Tagovailoa vs Alabama (Sep 14, 2019)
TD Passes	5	Tua Tagovailoa vs Alabama (Sep 14, 2019)
Long Pass	81	Tua Tagovailoa vs Alabama (Sep 14, 2019)
Receptions	9	Justyn Ross, vs Clemson (Nov 30, 2019)
Yards Receiving	174	Jauan Jennings, at Tennessee (Oct 26, 2019)
TD Receptions	2	DeVonta Smith vs Alabama (Sep 14, 2019) Najee Harris vs Alabama (Sep 14, 2019) Jauan Jennings, at Tennessee (Oct 26, 2019) Tee Higgins, vs Clemson (Nov 30, 2019)
Long Reception	81	Henry Ruggs III vs Alabama (Sep 14, 2019)
Field Goals	3	Noah Ruggles vs North Carolina (Aug 31, 2019) Seth Small, at Texas A&M (Nov 16, 2019)
Long Field Goal	50	Rodrigo Blankenship, at Georgia (Oct 12, 2019)
Punts	9	Max Duffy, vs Kentucky (Sep 28, 2019)
Punting Avg	57.7	Jake Camarda, at Georgia (Oct 12, 2019)
Long Punt	66	Jake Camarda, at Georgia (Oct 12, 2019)
Punts inside 20	4	Tucker McCann at Missouri (Sep 21, 2019)
Long Punt Return	65	Marquez Callaway, at Tennessee (Oct 26, 2019)
Long Kickoff Return	57	Jalen Virgil, vs Appalachian State (Nov 09, 2019)
Tackles	16	Tae Daley, vs Vanderbilt (Nov 02, 2019)
Sacks	2.0	Kobie Whiteside at Missouri (Sep 21, 2019) Jamar Watson, vs Kentucky (Sep 28, 2019) Darrell Taylor, at Tennessee (Oct 26, 2019)
Tackles For Loss	2.5	Akeem Davis-Gaither, vs App State (Nov 09, 2019) Anthony Hines III, at Texas A&M (Nov 16, 2019)
Interceptions	2	Myles Wolfolk vs North Carolina (Aug 31, 2019)



**South Carolina**

North Carolina	Qtr	Plays	Yards	TOP	Result
White 32-yard field goal	1	9	58	3:30	FG
Feaster 34-yard run	1	7	75	2:49	TD
White 39-yard field goal	2	9	48	3:32	FG
Markway 22-yard pass from Bentley	3	6	36	2:33	TD
Charleston Southern	Qtr	Plays	Yards	TOP	Result
Dowdle 3-yard run	1	9	70	3:31	TD
Hilinski 4-yard run	1	6	80	1:49	TD
Joyner 6-yard run	1	6	68	2:41	TD
Edwards 10-yard pass from Hilinski	2	8	61	2:28	TD
Edwards 60-yard pass from Hilinski	2	2	62	0:41	TD
White 47-yard field goal	2	6	15	1:36	FG
Dowdle 5-yard run	2	11	86	3:51	TD
Harris 1-yard run	3	9	55	2:55	TD
Denson 57-yard run	4	5	92	2:31	TD
Harris 45-yard run	4	4	70	2:24	TD
Harris 75-yard run	4	1	75	0:35	TD
Alabama	Qtr	Plays	Yards	TOP	Result
White 44-yard field goal	1	14	60	4:50	FG
Smith 31-yard pass from Hilinski	1	6	75	1:26	TD
White 28-yard field goal	3	11	71	3:34	FG
White 48-yard field goal	4	6	45	1:03	FG
Markway 11-yard pass from Hilinski	4	11	76	1:53	TD
Missouri	Qtr	Plays	Yards	TOP	Result
Dowdle 1-yard run	2	1	1	0:06	TD
Edwards 75-yard pass from Hilinski	3	1	75	0:11	TD
Kentucky	Qtr	Plays	Yards	TOP	Result
Feaster 2-yard run	1	11	75	3:51	TD
White 26-yard field goal	2	10	62	4:39	FG
Dowdle 30-yard run	3	1	30	0:07	TD
Feaster 19-yard run	4	7	85	3:30	TD
Georgia	Qtr	Plays	Yards	TOP	Result
Edwards 46-yard pass from Hilinski	1	9	93	3:59	TD
White 49-yard field goal	2	7	30	2:31	FG
White 24-yard field goal	2OT	8	19	0:00	FG
Florida	Qtr	Plays	Yards	TOP	Result
Denson 1-yard run	1	8	75	5:01	TD
White 49-yard field goal	2	6	45	2:03	FG
Feaster 21-yard run	3	3	20	0:45	TD
White 31-yard field goal	3	12	72	6:22	FG
O. Smith 4-yard pass from Hilinski	4	8	75	2:09	TD
Tennessee	Qtr	Plays	Yards	TOP	Result
S. Smith 75-yard pass from Hilinski	1	1	75	0:11	TD
Denson 1-yard run	2	9	44	2:23	TD
Feaster 1-yard run	2	11	75	2:24	TD
Vanderbilt	Qtr	Plays	Yards	TOP	Result
Legette 20-yard pass from Hilinski	2	8	54	3:05	TD
Harris 1-yard run	2	13	69	4:30	TD
White 22-yard field goal	4	8	25	2:58	FG
Edwards 25-yard pass from Hilinski	4	9	76	3:48	TD
Appalachian State	Qtr	Plays	Yards	TOP	Result
White 41-yard field goal	1	15	52	6:09	FG
White 25-yard field goal	1	8	60	3:48	FG
White 50-yard field goal	3	4	3	1:22	FG
Edwards 23-yard pass from Hilinski	4	12	78	2:93	TD
Texas A&M	Qtr	Plays	Yards	TOP	Result
White 37-yard field goal	1	7	63	1:49	FG
White 39-yard field goal	4	4	-9	0:34	FG
Clemson	Qtr	Plays	Yards	TOP	Result
White 39-yard field goal	2	15	76	7:05	FG

**Opponents**

North Carolina	Qtr	Plays	Yards	TOP	Result
Ruggles 22-yard field goal	1	11	70	5:32	FG
Ruggles 24-yard field goal	2	11	68	5:34	FG
Ruggles 22-yard field goal	3	10	53	4:23	FG
Brown 22-yard pass from Howell	4	7	98	2:20	TD
Corrales 17-yard pass from Howell	4	7	95	3:17	TD
Charleston Southern	Qtr	Plays	Yards	TOP	Result
Braddock 41-yard field goal	1	8	64	3:11	FG
J. Williams 3-yard pass from Malmgren	4	12	75	6:39	TD
Alabama	Qtr	Plays	Yards	TOP	Result
Harris 24-yard pass from Tagovailoa	1	5	65	1:39	TD
Ruggs III 81-yard pass from Tagovailoa	1	4	96	1:55	TD
Reichard 23-yard field goal	2	10	70	3:39	FG
Harris 42-yard pass from Tagovailoa	2	7	65	4:12	TD
Smith 42-yard pass from Tagovailoa	3	5	75	1:34	TD
Reichard 21-yard field goal	3	13	50	6:35	FG
Smith 11-yard pass from Tagovailoa	4	3	40	1:08	TD
Jones 1-yard run	4	12	80	7:47	TD
Missouri	Qtr	Plays	Yards	TOP	Result
McCann 47-yard field goal	2	10	39	2:57	FG
Okwuegbunam 3-yard pass from Bryant	2	7	56	2:41	TD
Badie 21-yard pass from Bryant	3	10	75	3:59	TD
McCann 25-yard field goal	4	14	68	7:12	FG
Kentucky	Qtr	Plays	Yards	TOP	Result
Rodriguez 2-yard run	4	5	84	2:00	TD
Georgia	Qtr	Plays	Yards	TOP	Result
Blankenship 50-yard field goal	1	9	42	4:45	FG
Swift 1-yard run	2	9	75	3:23	TD
Robertson 6-yard pass from Fromm	4	13	96	4:38	TD
Florida	Qtr	Plays	Yards	TOP	Result
McPherson 48-yard field goal	1	6	44	2:16	FG
Copeland 37-yard pass from Trask	2	8	75	3:58	TD
Pierce 75-yard run	3	1	75	0:14	TD
Swain 25-yard pass from Trask	4	7	52	3:35	TD
Pitts 5-yard pass from Trask	4	3	29	0:51	TD
Grimes 5-yard pass from Trask	4	6	37	3:10	TD
Tennessee	Qtr	Plays	Yards	TOP	Result
Cimaglia 46-yard field goal	1	9	36	4:00	FG
Jennings 48-yard pass from Guarantano	2	2	75	0:42	TD
Jennings 19-yard pass from Guarantano	3	7	48	2:30	TD
Callaway 55-yard pass from Shrout	3	4	68	2:06	TD
Cimaglia 31-yard field goal	4	7	51	3:12	FG
Vanderbilt	Qtr	Plays	Yards	TOP	Result
Johnson 26-yard pass from Neal	1	11	77	6:06	TD
Appalachian State	Qtr	Plays	Yards	TOP	Result
Staton 40-yard field goal	1	10	32	3:41	FG
Staton 47-yard field goal	2	10	38	4:12	FG
Thomas 1-yard run	3	7	39	3:58	TD
Texas A&M	Qtr	Plays	Yards	TOP	Result
Small 35-yard field goal	1	12	78	7:04	FG
Richardson 17-yard pass from Mond	2	8	75	3:48	TD
Small 30-yard field goal	2	13	77	3:46	FG
Small 40-yard field goal	4	14	67	7:40	FG
Mond 1-yard run	4	5	65	2:03	TD
Richardson 75-yard run	4	2	77	0:56	TD
Clemson	Qtr	Plays	Yards	TOP	Result
Higgins 10-yard pass from Lawrence	1	3	23	0:53	TD
Higgins 65-yard pass from Lawrence	1	4	75	1:51	TD
Ross 16-yard pass from Lawrence	2	9	90	4:29	TD
Potter 46-yard field goal	2	7	37	1:17	FG
Etienne 2-yard run	3	9	69	4:09	TD
Etienne 3-yard run	4	13	84	5:36	TD





## Running Plays (10+ Yards)

No.	Yds	Rusher	Opponent	Qtr	Play Result	Drive Result
1.	21	Dowdle	North Carolina	1	First Down	FG
2.	34	Feaster	North Carolina	1	TD	TD
3.	17	Dowdle	North Carolina	3	First Down	Punt
4.	10	Dowdle	Chas. Southern	1	First Down	TD
5.	12	Dowdle	Chas. Southern	1	First Down	TD
6.	35	Dowdle	Chas. Southern	1	First Down	TD
7.	41	Joyner	Chas. Southern	1	First Down	TD
8.	15	Edwards	Chas. Southern	2	First Down	TD
9.	13	Feaster	Chas. Southern	3	First Down	TD
10.	35	Feaster	Chas. Southern	3	First Down	INT
11.	26	Denson	Chas. Southern	3	First Down	TD
12.	57	Denson	Chas. Southern	4	TD	TD
13.	12	Harris	Chas. Southern	4	First Down	TD
14.	45	Harris	Chas. Southern	4	TD	TD
15.	75	Harris	Chas. Southern	4	TD	TD
16.	22	Dowdle	Alabama	3	First Down	FG
17.	12	Dowdle	Alabama	3	First Down	FG
18.	33	Dowdle	Alabama	3	First Down	FG
19.	11	Dowdle	Missouri	2	First Down	Punt
20.	15	Dowdle	Kentucky	1	First Down	TD
21.	20	Dowdle	Kentucky	2	First Down	FG
22.	30	Dowdle	Kentucky	3	TD	TD
23.	28	Feaster	Kentucky	4	First Down	TD
24.	11	Hilinski	Kentucky	4	First Down	TD
25.	19	Feaster	Kentucky	4	TD	TD
26.	11	Feaster	Kentucky	4	First Down	Punt
27.	13	Dowdle	Georgia	2	First Down	FG
28.	17	Dowdle	Georgia	3	First Down	Punt
29.	17	Feaster	Georgia	3	First Down	Punt
30.	10	Joyner	Georgia	4	First Down	Punt
31.	36	Feaster	Florida	1	First Down	FG
32.	21	Feaster	Florida	3	TD	TD
33.	13	Feaster	Florida	3	First Down	FG
34.	25	Denson	Florida	3	First Down	FG
35.	14	Denson	Florida	3	First Down	FG
36.	14	Feaster	Florida	3	First Down	FG
37.	37	Feaster	Florida	4	First Down	TD
38.	12	Feaster	Tennessee	2	First Down	Punt
39.	12	Feaster	Tennessee	2	First Down	Punt
40.	10	Feaster	Tennessee	2	First Down	TD
41.	13	Feaster	Tennessee	3	First Down	Downs
42.	10	Hilinski	Tennessee	4	Downs	Downs
43.	14	Fenwick	Vanderbilt	2	First Down	TD
44.	10	Fenwick	Vanderbilt	2	First Down	TD
45.	14	Hilinski	Vanderbilt	2	First Down	TD
46.	11	Feaster	Vanderbilt	3	First Down	FG
47.	11	Fenwick	Vanderbilt	4	First Down	FG
48.	18	Fenwick	Vanderbilt	4	First Down	TD
49.	14	Fenwick	Vanderbilt	4	First Down	TD
50.	13	Dowdle	Texas A&M	1	First Down	Punt
51.	10	Charlton	Texas A&M	2	First Down	Half
52.	12	Joyner	Texas A&M	4	Downs	Downs
53.	18	Feaster	Clemson	3	First Down	Punt

## Passing Plays (20+ Yards)

No.	Yds	Connection	Opponent	Qtr	Play Result	Drive Result
1.	26	Bentley-S. Smith	N. Carolina	2	First Down	FG
2.	22	Bentley-Markway	N. Carolina	3	TD	TD
3.	60	Hilinski-Edwards	Chas. South.	2	TD	TD
4.	24	Hilinski-Edwards	Chas. South.	2	First Down	TD
5.	27	Hilinski-Edwards	Alabama	1	First Down	TD
6.	31	Hilinski-S. Smith	Alabama	1	TD	TD
7.	20	Hilinski-S. Smith	Alabama	3	First Down	FG
8.	75	Hilinski-Edwards	Missouri	3	TD	TD
9.	21	Joyner-Dawkins	Missouri	4	First Down	Downs
10.	21	Joyner-Markway	Missouri	4	First Down	Downs
11.	22	Hilinski-S. Smith	Kentucky	1	First Down	TD
12.	23	Hilinski-Dowdle	Kentucky	2	First Down	Punt
13.	46	Hilinski-Edwards	Georgia	2	TD	TD
14.	41	Hilinski-Edwards	Florida	1	First Down	TD
15.	21	Hilinski-Muse	Florida	4	First Down	Downs
16.	75	Hilinski-S. Smith	Tennessee	1	TD	TD
17.	24	Hilinski-S. Smith	Tennessee	3	First Down	Downs
18.	20	Hilinski-Legette	Vanderbilt	2	TD	TD
19.	25	Hilinski-Edwards	Vanderbilt	4	TD	TD
20.	29	Hilinski-Adkins	App State	1	First Down	FG
21.	23	Hilinski-Edwards	App State	4	TD	TD
22.	20	Hilinski-Dowdle	App State	4	First Down	Final
23.	26	Hilinski-Dowdle	App State	4	First Down	Final
24.	21	Hilinski-Dawkins	Texas A&M	1	First Down	Punt
25.	41	Hilinski-S. Smith	Texas A&M	1	First Down	FG
26.	20	Hilinski-Terrell	Texas A&M	2	First Down	Half
27.	25	Joyner-Adkins	Texas A&M	4	First Down	Downs
28.	21	Hilinski-S. Smith	Clemson	1	First Down	INT
29.	30	Hilinski-Markway	Clemson	2	First Down	FG

## INT/Fumble Returns (20+ yards)

No.	Yds	Returner	Opponent	Qtr	Play	Drive Result
1.	21	Wonnum	Missouri	2	INT	TD
2.	53	Mukuamu	Georgia	2	INT	TD

## Special Teams/Defensive Scores

No.	Yds	Player	Opponent	Qtr	Play
1.	53	Mukuamu	Georgia	2	INT

## Kick Returns (30+ yards)

No.	Yds	Returner	Opponent	Qtr	Drive Result
1.	60	S. Smith	North Carolina	3	TD
2.	50	Legette	Texas A&M	4	Downs

## Punt Returns (20+ yards)

No.	Yds	Returner	Opponent	Qtr	Drive Result
1.	24	Edwards	North Carolina	1	Missed FG
2.	38	Edwards	North Carolina	4	INT
3.	22	Vann	Charleston Southern	4	TD
4.	35	Edwards	Vanderbilt	3	Downs

## 2019 Drive Chart Summary

### South Carolina

Opp.	Drives	TD	FG Missed	Punt	Downs	Fum	INT	Half	3-Out
UNC	13	2	2	1	5	0	2	1	4
CSU	13	10	1	0	0	0	1	1	0
ALA	11	2	3	0	2	2	1	1	0
MIZ	16	2	0	1	8	1	2	1	10
UK	14	3	1	0	9	0	0	0	1
UGA	12	1	2	2	7	0	0	0	3
FLA	15	3	2	0	7	2	1	0	6
TENN	14	3	0	0	8	3	0	0	6
VANDY	10	3	1	0	3	2	1	0	1
APP ST	13	1	3	0	5	1	0	1	3
A&M	13	0	2	0	8	2	0	0	1
CLEM	11	0	1	0	7	1	0	1	7
<b>TOT</b>	<b>155</b>	<b>30</b>	<b>18</b>	<b>4</b>	<b>69</b>	<b>14</b>	<b>6</b>	<b>7</b>	<b>50</b>

### Opponents

Opp.	Drives	TD	FG Missed	Punt	Downs	Fum	INT	Half	3-Out
UNC	13	2	3	1	5	1	1	0	5
CSU	13	1	1	0	6	1	0	3	1
ALA	10	6	2	1	1	0	0	0	1
MIZ	14	2	2	1	5	1	1	1	1
UK	15	1	0	0	9	2	1	1	1
UGA	14	2	1	2	3	1	1	3	1
FLA	16	5	1	0	7	0	0	1	2
TENN	13	3	2	1	4	1	0	0	2
VANDY	11	1	0	0	7	0	0	2	1
APP ST	11	1	2	0	7	0	0	1	0
A&M	13	3	3	1	4	0	1	0	1
CLEM	11	5	1	1	3	1	0	0	0
<b>TOT</b>	<b>154</b>	<b>32</b>	<b>18</b>	<b>8</b>	<b>61</b>	<b>8</b>	<b>5</b>	<b>12</b>	<b>45</b>



**GM**  
**1**

**North Carolina 24**  
**South Carolina 20**

**August 31, 2019**

**Bank of America Stadium**  
**Charlotte, N.C.**  
**52,183**



**CHARLOTTE N.C. (AP)** — True freshman quarterback Sam Howell threw for 245 yards and two touchdowns, Myles Wolfork had two late fourth quarter interceptions and North Carolina battled back to beat South Carolina 24-20 on Saturday in Mack Brown's return to the sideline following a five-year hiatus.

Howell capped second half drives of 98 and 95 yards with a 22-yard TD strike to Dyami Brown and a 17-yard scoring toss to Beau Corrales to give Brown his first win since 2013, when he coached at Texas.

Brown was holding back tears as he was interviewed leaving the field after singing the school fight song with fans and raising his hands to them in victory.

"I don't usually (do that) but I thought I should because they stayed, they were loud," Brown said. ... I wanted to tell them thank you."

Later, Brown danced in the Tar Heels locker room.

The Tar Heels' defense was strong in the second half, and Wolfork sealed the win by intercepting Jake Bentley twice on South Carolina's final three possessions helping North Carolina register its first win over a power-conference opponent in a season opener since topping Indiana in 1997, Brown's final season in his first stint at the school.

The Tar Heels were remarkably conservative on offense in crucial situations in the first half, not wanting to put Howell in difficult situations. North Carolina ran 12 plays inside the South Carolina 25-yard line in the first half and 11 were runs. The only pass attempt resulted in a sack.

But as the game progressed, the Tar Heels began to take the handcuffs off Howell and he responded with two big TD passes and no major mistakes.

"We were very conservative with Sam Howell around the goal line early," Brown said. "And we felt like at halftime, he's a quarterback. We want to turn him loose. And he played a tremendous second half."

North Carolina did most of its damage on the ground though, rushing for 238 yards on 52 carries. Javonte Williams led the way with 102 yards on 18 carries.

"They are patient in their runs and we cut back and over-pursued," said South Carolina coach Will Muschamp.

Clemson graduate transfer Tavien Feaster, who won two national championship rings with the Tigers and ran for 1,109 yards and 13 touchdowns over the past two seasons, ran for 72 yards and a touchdown for the Gamecocks.

Bentley was limited to 142 yards passing.

**GAME CHANGER**

North Carolina scored on drives of 98 and 95 yards in the fourth quarter to overcome a 20-9 deficit for a 24-20 victory. The Tar Heels scored on passes of 22 and 17 yards, part of Sam Howell's 245 passing yards.

**KEY STAT**

483 — The Tar Heels gained 483 of total offense, compared to 280 for the Gamecocks. Javonte Williams had 102 rushing yards while Dazz Newsome had 74 yards receiving. North Carolina also has 33:42 time of possession.



<b>South Carolina</b>	<b>10</b>	<b>3</b>	<b>7</b>	<b>0</b>	<b>20</b>
<b>North Carolina</b>	<b>3</b>	<b>3</b>	<b>3</b>	<b>15</b>	<b>24</b>

**SCORING SUMMARY**

1st	11:30	SC	White 32-yard field goal (9-58-3:30)	3-0
1st	5:58	UNC	Ruggles 22-yard field goal (11-70-5:32)	3-3
1st	3:09	SC	Feaster 34-yard run (White kick) (7-75-2:49)	10-3
2nd	7:24	SC	White 39-yard field goal (9-48-3:32)	13-3
2nd	1:50	UNC	Ruggles 24-yard field goal (11-68-5:34)	13-6
3rd	7:55	UNC	Ruggles 22-yard field goal (10-53-4:23)	13-9
3rd	5:10	SC	Markway 22-yard pass from Bentley (White kick) (6-36-2:33)	20-9
4th	14:27	UNC	Brown 22-yard pass from Howell (Howell rush) (7-98-2:20)	20-17
4th	8:26	UNC	Corrales 17-yard pass from Howell (Ruggles kick) (7-95-3:17)	20-24

**TEAM STATISTICS**

	<b>SC</b>	<b>UNC</b>
First Downs	15	24
Rushing	6	11
Passing	6	12
Penalty	3	1
Net Yards Rushing	128	238
Rushing Attempts	31	52
Net Yards Passing	142	245
Cmp.-Att.-Int.	16-30-2	15-24-0
Total Offense Yards	270	483
Total Offense Plays	61	76
Fumbles: No.-Lost	0-0	2-1
Penalties: No.-Yards	9-75	10-90
Punts-Yards	5-216	5-208
Avg. Yards Per Punt	43.2	41.6
Punt Returns: No.-Yards	3-66	1-15
Kickoff Returns: No.-Yards	3-100	1-13
Interceptions: No.-Yards	0-0	2-33
Possession Time	26:07	33:42
Third Down Conversions	3-12	5-16
Fourth Down Conversions	0-0	1-2
Red Zone Scores-Chances	2-2	4-4
Sacks By: No.-Yards	3-24	3-19
PAT Kicks	2-2	1-1
Field Goals	2-3	3-4

**INDIVIDUAL STATISTICS**

**RUSHING: SC:** Feaster 13-72; Dowdle 11-62; Team 1-(-1); Bentley 6-(-5). **UNC:** J. Williams 18-102; Carter 16-77; A. Williams 4-53; Groves 1-8; Howell 10-6; Team 3-(-8).

**PASSING: SC:** Bentley 16-30-2-142. **UNC:** Howell 15-24-0-245.

**RECEIVING: SC:** S. Smith 5-55; Markway 2-37; Vann 2-16; Dowdle 2-12; Feaster 2-11; Joyner 2-4; Edwards 1-7. **UNC:** Newsome 4-74; Brown 4-69; Groves 3-35; Green 1-25; Corrales 1-17; J. Williams 1-15; Carter 1-10.

**PUNT RETURNS: SC:** Edwards 3-66. **UNC:** Rene 1-15.

**KICKOFF RETURNS: SC:** S. Smith 3-100. **UNC:** Carter 1-13.

**INTERCEPTION RETURNS: SC:** None. **UNC:** Wolfolk 2-33.

GM  
2South Carolina 72  
Charleston Southern 10September 7, 2019  
Williams-Brice Stadium  
Columbia, S.C.  
70,698

**COLUMBIA, S.C. (AP)** — South Carolina fans gave quarterback Ryan Hilinski even more love than a second string QB typically gets in his first start and the freshman with the inspiring backstory responded with a storybook debut.

Hilinski completed 24 of 30 passes for 282 yards and two touchdowns and ran for another score leading the Gamecocks (1-1) to a 72-10 win over Charleston Southern on Saturday.

The highly touted Hilinski earned the backup job in spring practice after enrolling early from high school and was elevated to starter after senior Jake Bentley broke his foot in the last play of the opening loss to North Carolina. Bentley is out for at least several weeks.

While South Carolina was recruiting Hilinski, his older brother Tyler Hilinski killed himself while playing quarterback for Washington State. The school promised to do whatever it could to help his family and their Hilinski's Hope foundation in Tyler's honor to help make the mental health of college athletes as important as their physical health.

The crowd chanted "Let's go Ryan!" during his first two drives.

Hilinski's parents were in the stands and his mother, Kym, said during an in-game interview with the SEC Network that she caught herself cheering for Tyler as her younger son took the field for South Carolina.

"I stepped back and I said, 'Oh my god, I can't believe I just yelled that.' But I think they were both out there on the field today, right?" Kym Hilinski said in the TV interview. "It was Ryan and Tyler, and Tyler was his angel on the field. I hope he's with him for the rest of this season and the next few seasons."

The Gamecocks mostly kept it simple for Hilinski against the FCS Buccaneers (0-2) with plenty of screens, short passes and handoffs. Hilinski did hit Bryan Edwards in stride for a 60-yard touchdown pass and looked like a freshman in the third quarter when he was rushed and sailed a pass for his one interception.

But overall, it was a fine debut for the freshman. Things get exponentially harder next week with No. 2 Alabama coming to town for the Southeastern Conference opener.

Muschamp said dealing with the pain and struggle of what happened to his brother helps Ryan Hilinski deal with social media and the crucible of now being a starting quarterback in the SEC.

"It makes you grow up very quickly," Muschamp said. "It helps you handle criticism."

**GAME CHANGER**

South Carolina accumulated a school-record 775 yards of total offense and scored 11 touchdowns in the rout of the Buccaneers. The Gamecocks scored 21 points in the first quarter and never looked back, as Carolina had two 100-yard rushers (Mon Denson and Kevin Harris) and a 100-yard receiver (Bryan Edwards).

**KEY STAT**

282 — Ryan Hilinski made his first start in a Gamecock uniform on Saturday, throwing for 282 yards on 24 completions in 30 attempts. Hilinski threw for a pair of touchdowns, including a 60-yard strike to Bryan Edwards.



Chas. Southern	3	0	0	7	10
South Carolina	21	23	7	21	72

**SCORING SUMMARY**

1st	11:29	SC	Dowdle 3-yard run (White kick) (9-70-3:31)	7-0
1st	5:58	SC	Hilinski 4-yard run (White kick) (6-80-1:49)	14-0
1st	2:47	CSU	Braddock 41-yard field goal (8-64-3:11)	14-3
1st	0:06	SC	Joyner 6-yard run (White kick) (6-68-2:41)	21-3
2nd	12:13	SC	Edwards 10-yard pass from Hilinski (White kick) (8-61-2:28)	28-3
2nd	10:00	SC	Edwards 60-yard pass from Hilinski (White kick) (2-62-0:41)	35-3
2nd	6:47	SC	White 47-yard field goal (6-15-1:36)	38-3
2nd	0:34	SC	Dowdle 5-yard run (Tommie kick failed) (11-86-3:51)	44-3
3rd	11:00	SC	Harris 1-yard run (Tommie kick) (9-55-2:55)	51-3
4th	14:34	SC	Denson 57-yard run (Tommie kick) (5-92-2:31)	58-3
4th	9:49	SC	Harris 45-yard run (Tommie kick) (4-70-2:24)	65-3
4th	3:10	CSU	Williams 3-yard pass from Malmgren (Braddock kick) (12-75-6:39)	65-10
4th	2:35	SC	Harris 75-yard run (Tommie kick) (1-75-0:35)	72-10

**TEAM STATISTICS**

	CSU	SC
First Downs	14	29
Rushing	4	15
Passing	9	14
Penalty	1	0
Net Yards Rushing	72	493
Rushing Attempts	24	38
Net Yards Passing	195	282
Cmp.-Att.-Int.	26-46-3	25-31-1
Total Offense Yards	267	775
Total Offense Plays	70	69
Fumbles: No.-Lost	0-0	1-1
Penalties: No.-Yards	2-14	3-35
Punts-Yards	6-260	0-0
Avg. Yards Per Punt	43.3	0.0
Punt Returns: No.-Yards	0-0	2-24
Kickoff Returns: No.-Yards	2-25	2-11
Interceptions: No.-Yards	1-1	3-6
Possession Time	33:56	26:04
Third Down Conversions	6-17	4-7
Fourth Down Conversions	0-2	2-2
Red Zone Scores-Chances	1-2	6-6
Sacks By: No.-Yards	0-0	1-6
PAT Kicks	1-1	9-10
Field Goals	1-1	1-1

**INDIVIDUAL STATISTICS**

**RUSHING: CSU:** Harris 8-53; Earl 5-15; Chambers 4-5; Malmgren 1-1; Pohahau 1-1; Wilson 4-(-1); Team 1-(-2). **SC:** Harris 6-147; Denson 9-118; Dowdle 10-87; Feaster 6-64; Joyner 4-53; Edwards 1-15; S. Smith 1-5; Hilinski 1-4.

**PASSING: CSU:** Chambers 14-30-2-116; Malmgren 11-13-0-77; Reid 1-3-1-2. **SC:** Hilinski 24-30-1-282; Joyner 1-1-0-0.

**RECEIVING: CSU:** Wilson 4-31; Williams 3-45; Wall 3-19; Stephens 3-13; Harris 2-17; Jones 2-14; Reid 2-13; Chatmon 2-9; Ross 2-7; Brown 1-20; Caballero 1-5; Dunbar 1-2. **SC:** Edwards 5-112; Markway 4-37; Vann 3-23; Feaster 3-19; O. Smith 2-28; Muse 2-22; Dowdle 2-16; S. Smith 2-13; Joyner 1-12; Toney 1-0.

**PUNT RETURNS: CSU:** None. **SC:** Vann 2-24.

**KICKOFF RETURNS: CSU:** Wall 2-25. **SC:** Markway 2-11.

**INTERCEPTION RETURNS: CSU:** Montgomery 1-1. **SC:** Roderick 1-3; Dixon 1-3; Mukuamu 1-0.





**GM**  
**3**

**#2/2 Alabama 47**  
**South Carolina 23**



**September 14, 2019**  
**Williams-Brice Stadium**  
**Columbia, S.C.**  
**81,954**



**COLUMBIA, S.C. (AP)** — Alabama quarterback Tua Tagovailoa focused on what his team needs to work on instead of his career performance.

Tagovailoa threw for a career-best 444 yards - the third most in history for No. 2 Alabama - and tied his high with five TD passes in a 47-23 victory over South Carolina on Saturday.

But there was no gushing or celebrations for Tagovailoa, who seemed to channel his coach Nick Saban in a single-minded focus on what the Crimson Tide (3-0, 1-0 Southeastern Conference) must do to improve.

"When we start drives, we've got to finish them," he said. "We were able to move the ball really well, but we got stuck."

It seemed like Tagovailoa unstuck the Tide much of the game against South Carolina (1-2, 0-1).

He had TD throws of 24 yards to Najee Harris and 81 yards to Henry Ruggs III in the opening quarter. When the Gamecocks closed to 17-10, Tagovailoa hit Harris who finished a nifty run where he broke through one tackler, leaped over another and dragged a third over the goal line.

Tagovailoa finished 28 of 36. He surpassed his previous best of 387 yards set against Texas A&M last year. Tagovailoa matched his career high of five TDs on an 11-yard toss to DeVonta Smith in the final quarter.

The Crimson Tide finished with 76 yards rushing against 495 passing.

Saban reminded his players, about all who were in middle or elementary school in 2010, of the Tides' previous game here when the top-ranked Tide were soundly beaten 35-21.

And the Gamecocks tried anything they could to pull off another miracle, but little worked - especially with Tagovailoa in complete control.

Parker White's fake field goal run to the end zone was called back because of holding. Alabama snuffed out a fake punt to stop the Gamecocks well short of a first down. And when South Carolina drove to Alabama's 1 on the final play of the half, freshman Ryan Hilinski's pass to the back of the end zone was off target.

Tagovailoa's passing yards were the third most in school history. He bettered his previous mark of 387 yards against Texas A&M and tied his personal best for touchdowns set against Auburn, both of those coming in 2018.

Smith and Ruggs both surpassed 100 yards receiving. Smith had 136 yards on eight catches, including two TDs. Ruggs had six catches for 122 yards.

South Carolina coach Will Muschamp said his team's errors near the goal line - Hilinski threw high on one fourth-and-goal and threw an interception into the end zone - cost them the chance to keep things closer.

**GAME CHANGER**

South Carolina cut the Alabama lead to 24-13 on a 28-yard Parker White field goal with 11:26 left in the third quarter but the Crimson Tide came back with a five-play, 75-yard drive that ended with a DeVonta Smith touchdown reception from Tua Tagovailoa, giving Alabama the 31-13 lead on its way to a 47-23 victory.

**KEY STAT**

819 – The two teams combined for 819 passing yards, 444 from Tagovailoa and 324 from Carolina freshman Ryan Hilinski. Hilinski was 36-for-57 with a pair of touchdowns in the game.



<b>Alabama</b>	<b>14</b>	<b>10</b>	<b>10</b>	<b>13</b>	<b>47</b>
<b>South Carolina</b>	<b>10</b>	<b>0</b>	<b>3</b>	<b>10</b>	<b>23</b>

**SCORING SUMMARY**

1st	13:21	UA	Harris 24-yard pass from Tagovailoa (Reichard kick) (5-65-1:39)	0-7
1sr	8:31	SC	White 44-yard field goal (14-60-4:50)	3-7
1st	3:15	UA	Ruggs 81-yard pass from Tagovailoa (Reichard kick) (4-96-1:55)	3-14
1st	1:49	SC	S. Smith 31-yard pass from Hilinski (White kick) (6-75-1:26)	10-14
2nd	13:10	UA	Reichard 23-yard field goal (10-70-3:39)	10-17
2nd	7:40	UA	Harris 42-yard pass from Tagovailoa (Reichard kick) (7-65-4:12)	10-24
3rd	11:26	SC	White 28-yard field goal (11-71-3:34)	13-24
3rd	9:52	UA	Smith 42-yard pass from Tagovailoa (Reichard kick) (5-75-1:34)	13-31
3rd	0:52	UA	Reichard 21-yard field goal (13-50-6:35)	13-34
4th	14:49	SC	White 48-yard field goal (6-45-1:03)	16-34
4th	13:41	UA	Smith 11-yard pass from Tagovailoa (Reichard kick failed) (3-40-1:08)	16-40
4th	2:04	UA	Jones 1-yard run (Reichard kick) (12-80-7:47)	16-47
4th	0:11	SC	Markway 11-yard pass from Hilinski (White kick) (11-76-1:53)	23-47

**TEAM STATISTICS**

	<b>ALA</b>	<b>SC</b>
First Downs	25	31
Rushing	6	5
Passing	18	22
Penalty	1	4
Net Yards Rushing	76	135
Rushing Attempts	25	29
Net Yards Passing	495	324
Cmp.-Att.-Int.	31-39-0	36-57-1
Total Offense Yards	571	459
Total Offense Plays	64	86
Fumbles: No.-Lost	0-0	2-1
Penalties: No.-Yards	11-92	5-32
Punts-Yards	1-14	2-91
Avg. Yards Per Punt	14.0	45.5
Punt Returns: No.-Yards	1-18	0-0
Kickoff Returns: No.-Yards	0-0	4-62
Interceptions: No.-Yards	1-0	0-0
Possession Time	32:37	27:23
Third Down Conversions	6-12	8-18
Fourth Down Conversions	2-2	2-4
Red Zone Scores-Chances	4-5	2-3
Sacks By: No.-Yards	3-16	2-12
PAT Kicks	5-6	2-2
Field Goals	2-3	3-3

**INDIVIDUAL STATISTICS**

**RUSHING: ALA:** Harris 7-36; Robinson Jr. 8-33; Robinson 4-12; Waddle 1-5; Bolden 1-2; Jones 1-1; Team 1-(-1); Tagovailoa 2-(-12). **SC:** Dowdle 12-102; Feaster 10-33; White 1-3; S. Smith 1-2; Hilinski 5-(-5).

**PASSING: ALA:** Tagovailoa 28-36-0-444. **SC:** Hilinski 36-57-1-324.

**RECEIVING: ALA:** Smith 8-136; Ruggs III 6-122; Jeudy 6-68; Harris 5-87; Robinson Jr. 2-37; Bolden 1-14; Tension 1-12; Waddle 1-12; Forristall 1-7. **SC:** Edwards 9-79; S. Smith 6-90; Markway 5-46; Vann 4-23; Muse 4-21; Dowdle 3-21; Feaster 2-17; O. Smith 2-14; Joyner 1-13.

**PUNT RETURNS: ALA:** Waddle 1-18. **SC:** None.

**KICKOFF RETURNS: ALA:** None. **SC:** S. Smith 4-62.

**INTERCEPTION RETURNS: ALA:** McKinney 1-0. **SC:** None.





GM  
4

# Missouri 34 South Carolina 14

September 21, 2019  
Memorial Stadium  
Columbia, Mo.  
52,102



COLUMBIA, MO. (AP) — Missouri's defense scored the easy way and the hard way as the Tigers beat South Carolina 34-14 on Saturday.

Linebacker Cale Garrett recovered a fumble in the end zone for a touchdown and safety Ronnell Perkins returned an interception 100 yards for another score for the Tigers (3-1, 1-0 Southeastern Conference). South Carolina (1-3, 0-2 SEC) managed just 16 rushing yards and freshman quarterback Ryan Hilinski committed two costly turnovers.



Missouri quarterback Kelly Bryant completed 19 of 33 passes for 227 yards and two touchdowns. He rushed 17 times for 77 yards.

The Tigers began the scoring in the first quarter with a bizarre play. Hilinski's pass was batted back to him by Missouri defensive end Chris Turner. Hilinski grabbed the ball and spiked it at his own 1-yard line. Although the officials initially ruled the second throw an incomplete - and illegal - forward pass, Garrett scooped up the ball in the end zone. After a video review showed Hilinski's spike went backward, the original call was reversed, it was ruled a fumble and the Tigers were awarded a touchdown.

The Gamecocks got back into the game in the second quarter when D.J. Wonnum intercepted a Bryant pass in the flat and rumbled 21 yards to Missouri's 1-yard line. Rico Dowdle pounded in a touchdown run to cut South Carolina's deficit to 10-7. Missouri answered with Bryant's 3-yard touchdown pass to Albert Okwuegbunam, and the Tigers led 17-7 at halftime.

After throwing for only 3 yards in the first half, Hilinski threw a perimeter screen to wide receiver Bryan Edwards on the first play of the second half, and Edwards weaved 75 yards for a touchdown. Hilinski guided the Gamecocks down the field on the ensuing drive by converting two third-down passes and one fourth-down pass. But on third-and-goal from Missouri's 3-yard line, Hilinski threw it right to Missouri's Perkins in the end zone, and he returned it 100 yards to give the Tigers a 31-14 lead.

### GAME CHANGER

With the Gamecocks trailing 24-14 and the ball on the Missouri 3-yard line, Ryan Hilinski's pass was intercepted by Ronnell Perkins in the end zone and returned for a 100-yard touchdown, giving the Tigers the 31-14 lead.

### KEY STAT

2 – Missouri scored a pair of defensive touchdowns in the game, as Cale Garrett recovered a fumble in the end zone in the first quarter and Perkins returned an interception 100 yards in the third.

South Carolina	0	7	7	0	14
Missouri	7	10	14	3	34

### SCORING SUMMARY

1st	8:30	MU	Garrett 0-yard fumble recovery (McCann kick)	0-7
2nd	13:22	MU	McCann 47-yard field goal (10-39-2:57)	0-10
2nd	9:35	SC	Dowdle 1-yard run (White kick) (1-1-0:06)	7-10
2nd	4:06	MU	Okwuegbunam 3-yard pass from Bryant (McCann kick) (7-56-2:41)	7-17
3rd	14:49	SC	Edwards 75-yard pass from Hilinski (White kick) (1-75-0:11)	14-17
3rd	10:50	MU	Badie 21-yard pass from Bryant (McCann kick) (10-75-3:59)	14-24
3rd	5:43	MU	Perkins 100-yard interception return (McCann kick)	14-31
4th	9:17	MU	McCann 25-yard field goal (14-68-7:12)	14-34

### TEAM STATISTICS

	SC	MU
First Downs	11	26
Rushing	1	11
Passing	9	12
Penalty	1	3
Net Yards Rushing	16	194
Rushing Attempts	24	54
Net Yards Passing	255	227
Cmp.-Att.-Int.	19-41-1	19-33-1
Total Offense Yards	271	421
Total Offense Plays	65	87
Fumbles: No.-Lost	2-2	1-1
Penalties: No.-Yards	6-63	4-37
Punts-Yards	8-427	5-200
Avg. Yards Per Punt	53.4	40.0
Punt Returns: No.-Yards	0-0	3-35
Kickoff Returns: No.-Yards	0-0	0-0
Interceptions: No.-Yards	1-21	1-100
Possession Time	22:10	37:50
Third Down Conversions	3-16	8-19
Fourth Down Conversions	1-2	0-1
Red Zone Scores-Chances	1-3	2-4
Sacks By: No.-Yards	2-13	4-29
PAT Kicks	2-2	4-4
Field Goals	0-1	2-3

### INDIVIDUAL STATISTICS

**RUSHING:** SC: Dowdle 8-17; Feaster 6-14; Team 1-(-1); Joyner 6-(-4); Hilinski 3-(-10). **MU:** Rountree 23-88; Bryant 17-77; Badie 11-18; Johnson 1-13; Team 2-(-2).

**PASSING:** SC: Hilinski 13-30-1-166; Joyner 6-11-0-89. **MU:** Bryant 19-33-1-227.

**RECEIVING:** SC: Edwards 6-113; Markway 3-52; S. Smith 3-32; Dawkins 2-30; Muse 2-25; Vann 1-8; Feaster 1-5; Hilinski 1-(-10). **MU:** Nance 4-60; Johnson 4-52; Parker 4-46; Badie 3-42; Okwuegbunam 3-19; Knox 1-8.

**PUNT RETURNS:** SC: None. **MU:** Floyd 3-35.

**KICKOFF RETURNS:** SC: None. **MU:** None.

**INTERCEPTION RETURNS:** SC: D.J. Wonnum 1-21. **MU:** Perkins 1-100.



**GM**  
**5**

**South Carolina 24**  
**Kentucky 7**



**September 28, 2019**  
**Williams-Brice Stadium**  
**Columbia, S.C.**  
**80,828**



**COLUMBIA, S.C. (AP)** — Rico Dowdle and Tavien Feaster like sharing the football, especially when it leads to South Carolina victories like this.

Dowdle and Feaster, the Gamecocks' two senior tailbacks, both ran for more than 100 yards and accounted for three touchdowns as South Carolina (2-3, 1-2 Southeastern Conference) snapped a five-game series losing streak to Kentucky with a 24-7 victory Saturday night.

Dowdle had 102 yards and a 30-yard TD while Feaster had 107 yards and scoring runs of 2 and 19 yards in a dominant win over the Wildcats (2-3, 0-3).

The Gamecocks also ended a run of six consecutive losses to Power Five opponents. And they did it just the way coach Will Muschamp wanted with an effective running attack.

Dowdle surpassed the century mark for the second time in three games.

Feaster gave South Carolina a second 100-yard rusher with 107 yards (67 in the final period) and touchdown runs of 2 and 19 yards. It's the first time the Gamecocks had a pair of 100-yard rushers in SEC play since 2001 when Andrew Pinnoch and Derek Watson did it in a win over Vanderbilt with Lou Holtz as coach.

Feaster won a pair of national titles with Clemson, but wanted a new setting where he could showcase the skills that made him a five-star prospect coming out of high school. It had been slow going at times for South Carolina's run game this season until the breakthrough against Kentucky.

The win "proves a lot," Feaster said. "Just that hard work and dedication will take you far. Even if the results weren't immediate, just keep pushing, keep fighting."

The Gamecocks certainly did, pressuring Kentucky quarterback Sawyer Smith throughout and giving up just 111 yards total the first three quarters. The Wildcats broke up a shutout on Chris Rodriguez's 2-yard scoring run with 2:32 left in the game.

"This was a commanding win and that's what we needed going into an off week," Muschamp said.

Kentucky last started SEC play with three losses in 2013.

The Wildcats had averaged better than 200 yards rushing against South Carolina during the win streak. They managed just 115 yards on the ground in this one.

Kentucky coach Mark Stoops said Smith was dealing with injuries and struggled to move the ball.

"We need to hit the reset button and get some guys healthy," he said. "And get some of these mistakes that we're making corrected."

**GAME CHANGER**

Rico Dowdle gave the Gamecocks a 17-0 lead just 1:01 into the second half with a 30-yard touchdown run. Dowdle also moved over 2,000 career yards rushing in the Kentucky win.

**KEY STAT**

269 — The Carolina running game had a pair of 100-yard runners (Tavien Feaster 107, Rico Dowdle 102) and had 269 total yards on the ground in the Kentucky win. It was the second time this season that the Gamecocks had a pair of 100-yard runners.



<b>Kentucky</b>	<b>0</b>	<b>0</b>	<b>0</b>	<b>7</b>	<b>7</b>
<b>South Carolina</b>	<b>7</b>	<b>3</b>	<b>7</b>	<b>7</b>	<b>24</b>

**SCORING SUMMARY**

1st	11:09	SC	Feaster 2-yard run (White kick) (11-75-3:51)	7-0
2nd	11:43	SC	White 26-yard field goal (10-62-4:39)	10-0
3rd	13:59	SC	Dowdle 30-yard run (White kick) (1-30-0:07)	17-0
4th	7:48	SC	Feaster 19-yard run (White kick) (7-85-3:30)	24-0
4th	2:32	UK	Rodriguez 2-yard run (Ruffolo kick) (5-84-2:00)	24-7

**TEAM STATISTICS**

	<b>UK</b>	<b>SC</b>
First Downs	9	21
Rushing	4	14
Passing	4	7
Penalty	1	0
Net Yards Rushing	115	247
Rushing Attempts	28	46
Net Yards Passing	97	140
Cmp.-Att.-Int.	13-34-1	15-27-0
Total Offense Yards	212	387
Total Offense Plays	62	73
Fumbles: No.-Lost	2-1	2-1
Penalties: No.-Yards	4-20	5-40
Punts-Yards	9-460	9-461
Avg. Yards Per Punt	51.1	51.2
Punt Returns: No.-Yards	1-9	1-(-2)
Kickoff Returns: No.-Yards	3-84	0-0
Interceptions: No.-Yards	0-0	1-0
Possession Time	26:10	33:50
Third Down Conversions	2-15	5-15
Fourth Down Conversions	0-2	0-0
Red Zone Scores-Chances	1-1	3-3
Sacks By: No.-Yards	3-15	4-34
PAT Kicks	1-1	3-3
Field Goals	0-0	1-1

**INDIVIDUAL STATISTICS**

**RUSHING: UK:** Rodriguez 6-65; Bowden 6-44; Rose 10-33; Smoke 2-7; Smith 4-(-34). **SC:** Feaster 15-107; Dowdle 15-102; Denson 10-41; Hilinski 5-(-1); Team 12-(-2).

**PASSING: UK:** Smith 11-32-1-90; Bowden 2-2-0-7. **SC:** Hilinski 15-27-0-140.

**RECEIVING: UK:** Ali 3-18; Bowden 3-18; Wagner 2-35; Dailey 2-8; Rose 1-11; Rigg 1-5; Thomas 1-2. **SC:** Edwards 6-37; S. Smith 2-30; Dawkins 2-19; Feaster 1-12; Dowdle 1-23; Vann 1-15; Legette 1-4.

**PUNT RETURNS: UK:** Ali 1-9. **SC:** Rush 1-(-2).

**KICKOFF RETURNS: UK:** Bowden 3-84. **SC:** None.

**INTERCEPTION RETURNS: UK:** None. **SC:** Jones 1-0.

GM  
6South Carolina 20  
#3/3 Georgia 17October 12, 2019  
Sanford Stadium  
Athens, Ga.  
92,746

**ATHENS, GA. (AP)** — Israel Mukuamu returned the first of his three interceptions 53 yards for a touchdown and South Carolina took advantage of Jake Fromm's four turnovers to beat No. 3 Georgia 17-10 in double overtime on Saturday.

Parker White's 23-yard field goal in the second overtime proved to be enough when Georgia's Rodrigo Blankenship was wide left on his attempt from 42 yards. Blankenship's second miss of the game sent South Carolina players charging onto the field to celebrate the upset.

White missed a 33-yard attempt in the first overtime.

Georgia (5-1, 2-1 Southeastern Conference) suffered a big hit to its national championship hopes. The Bulldogs, favored by 24 1/2 points, could not overcome three interceptions and a lost fumble by Fromm, the senior quarterback known for avoiding mistakes. Fromm did not throw an interception in the Bulldogs' first five games.

Fromm led Georgia on a tying 96-yard touchdown drive capped by his 6-yard scoring pass to Demetris Robertson with less than two minutes remaining in regulation.

South Carolina (3-3, 2-2) took its first win over a ranked opponent since beating No. 18 Tennessee in 2016. It was an important signature win for coach Will Muschamp over his alma mater.

The Gamecocks won despite losing quarterback Ryan Hilinski to an apparent knee injury.

Hilinski completed 15 of 20 passes for 116 yards and a touchdown before leaving the game after a late hit in the third quarter. Georgia linebacker Adam Anderson was penalized for roughing the passer.

Fromm threw no interceptions on 111 passes through five games, but his first giveaway in the second quarter was costly.

Pressure from the South Carolina defense forced Fromm to attempt a pass off his back foot. The floater from Fromm, intended for George Pickens, was intercepted by Mukuamu, whose 53-yard return gave the Gamecocks the lead.

With Georgia driving for a potential tying touchdown, Fromm fumbled the first snap of the fourth quarter. T.J. Brunson recovered for the Gamecocks at the South Carolina 29.

Hilinski's 46-yard touchdown pass to Bryan Edwards in the first quarter gave the Gamecocks a 7-3 lead.


D'Andre Swift, who ran for 113 yards, had a 1-yard scoring run early in the second quarter.

**GAME CHANGER**

Carolina's defense recorded four turnovers including a 53-yard interception return by Israel Mukuamu in the second quarter. Mukuamu had three turnovers on the day, becoming the first Gamecock since 1988 to have three picks in a game.

**KEY STAT**

93 — Carolina recorded its longest touchdown drive of the season in the first quarter, capped by Ryan Hilinski's 46-yard pass to Bryan Edwards, helping Carolina to its first win over a top-five opponent since 2013.



South Carolina	7	10	0	0	0	3	20
Georgia	3	7	0	7	0	0	17

**SCORING SUMMARY**

1st	10:15	UGA	Blankenship 50-yard field goal (9-42-4:45)	0-3
1st	1:58	SC	Edwards 46-yard pass from Hilinski (White kick) (9-93-3:59)	7-3
2nd	13:35	UGA	Swift 1-yard run (Blankenship kick) 9-75-3:23)	7-10
2nd	3:00	SC	White 49-yard field goal (7-30-2:31)	10-10
2nd	1:00	SC	Mukuamu 53-yard interception return (White kick)	17-10
4th	1:48	UGA	Robertson 6-yard pass from Fromm (Blankenship kick) (13-96-4:38)	17-17
2OT		SC	White 24-yard field goal	20-17

**TEAM STATISTICS**

	SC	UGA
First Downs	16	30
Rushing	6	7
Passing	7	18
Penalty	3	5
Net Yards Rushing	142	173
Rushing Attempts	36	43
Net Yards Passing	155	295
Cmp.-Att.-Int.	21-32-0	28-52-3
Total Offense Yards	297	468
Total Offense Plays	68	95
Fumbles: No.-Lost	0-0	1-1
Penalties: No.-Yards	11-68	6-60
Punts-Yards	7-318	3-173
Avg. Yards Per Punt	45.4	57.7
Punt Returns: No.-Yards	0-0	0-0
Kickoff Returns: No.-Yards	0-0	0-0
Interceptions: No.-Yards	3-53	0-0
Possession Time	23:56	36:04
Third Down Conversions	5-17	9-18
Fourth Down Conversions	1-1	0-1
Red Zone Scores-Chances	0-1	3-3
Sacks By: No.-Yards	3-11	0-0
PAT Kicks	2-2	2-2
Field Goals	2-4	1-3

**INDIVIDUAL STATISTICS**

**RUSHING: SC:** Dowdle 21-79; Joyner 6-28; Feaster 7-27; Edwards 1-7; S.Smith 1-1. **UGA:** Swift 23-113; White 12-44; Cook 2-10; Fromm 6-6.

**PASSING: SC:** Hilinski 15-20-0-116; Joyner 6-12-0-39. **UGA:** Fromm 28-51-3-295; Team 0-1-0-0.

**RECEIVING: SC:** Edwards 6-78; S. Smith 5-14; Muse 3-31; Dowdle 3-6; Vann 2-10; Dawkins 1-11; Markway 1-5. **UGA:** Pickens 7-98; Robertson 5-51; Cager 4-48; Simmons 4-33; Cook 3-15; Blaylock 2-27; Swift 2-8; White 1-15.

**PUNT RETURNS: SC:** None. **UGA:** None.

**KICKOFF RETURNS: SC:** None. **UGA:** None.

**INTERCEPTION RETURNS: SC:** Mukuamu 3-53. **UGA:** None.





**GM**  
**7**

**#9/9 Florida 38**  
**South Carolina 27**



**October 19, 2019**  
**Williams-Brice Stadium**  
**Columbia, S.C.**  
**78,883**



**COLUMBIA, S.C. (AP)** — Kyle Trask threw for a career-high four touchdowns, three in the fourth quarter, to help No. 9 Florida bounce back from its loss at LSU and outlast South Carolina 38-27 on Saturday.



The Gators (7-1, 4-1 Southeastern Conference) slogged through a soggy field from Tropical Storm Nestor for much of the game. But they eventually came to life and rallied past a South Carolina (3-4, 2-3) team looking to take down a Top 10 opponent for the second straight week after its 20-17 double-overtime win at Georgia.

Instead, it was Florida, off its 42-28 defeat at LSU, that kept making plays on the way to its best start since 2015.

"We have a very resilient team," Trask said. "We're never going to panic, no matter the situation."

That was evident in the second half.

After Trask's interception deep in Florida territory led to Tavien Feaster's 21-yard TD run to put the Gamecocks up 17-10, Dameon Pierce answered right back with a 75-yard scoring run on Florida's next snap to tie it.

In the final period, down 20-17, Trask faced fourth-and-3 on South Carolina's 34 before scrambling from pressure to pick up the first down with a 9-yard pass to Kyle Pitts. Trask followed with the go-ahead 25-yard touchdown throw to Lamical Perine.

Florida's defense came through down the stretch, too, after the Gators took the lead. Defensive end Zachary Carter sacked Ryan Hilinski, who fumbled as nose tackle Kyree Campbell recovered.

Trask, who completed 21 of 33 passes for 200 yards, finished the series with a 5-yard TD pass to Pitts before a final scoring pass of 5 yards to Trevon Grimes.

South Carolina, still buoyed by its win over Georgia, looked strong well into the second half and seemed poised once more shuffle the SEC East race with an upset.

But like a year ago, when Florida rallied from 31-14 down to defeat the Gamecocks 35-31, South Carolina could not hold.

"Get the lead in fourth quarter, got to make some plays. We didn't do that," South Carolina coach Will Muschamp said.

Hilinski, who sprained his knee in the Georgia win, was not sharp for most of this game. The freshman completed 17 of 35 throws for 170 yards.

Feaster, the Clemson graduate transfer, ran for 175 yards for South Carolina, which was outscored 21-7 in the final period.

Things got so frustrating on the Gamecocks sidelines that Muschamp drew an unsportsmanlike conduct penalty in the closing minutes.

**GAME CHANGER**

Florida logged a seven-play, 52-yard drive early in the fourth quarter, giving the Gators a 24-20 lead they would not relinquish. Kyle Trask hit Freddy Swain with a 25-yard TD pass as Florida scored 21 fourth quarter points.

**KEY STAT**

175 – Tavien Feaster ran for 175 yards on the day, which was a career high and was first time a Gamecock has run for 175 yards since Rico Dowdle rank for 226 yards against Western Carolina in 2016. Feaster had 25 carries and a touchdown in the contest.

<b>Florida</b>	<b>3</b>	<b>7</b>	<b>7</b>	<b>21</b>	<b>38</b>
<b>South Carolina</b>	<b>7</b>	<b>3</b>	<b>10</b>	<b>7</b>	<b>27</b>

**SCORING SUMMARY**

1st	9:59	SC	Denson 1-yard run (White kick) (8-75-5:01)	7-0
1st	4:06	FLA	McPherson 48-yard field goal (6-44-2:16)	7-3
2nd	14:06	SC	White 49-yard field goal (6-45-2:03)	10-3
2nd	10:08	FLA	Copeland 37-yard pass from Trask (McPherson kick) (8-75-3:58)	10-10
3rd	13:57	SC	Feaster 21-yard run (White kick) (3-20-0:45)	17-10
3rd	13:43	FLA	Pierce 75-yard run (McPherson kick) (1-75-0:14)	17-17
3rd	3:16	SC	White 31-yard field goal (12-72-6:22)	20-17
4th	9:54	FLA	Swain 25-yard pass from Trask (McPherson kick) (7-52-3:35)	20-24
4th	7:53	FLA	Pitts 5-yard pass from Trask (McPherson kick) (3-29-0:51)	20-31
4th	4:02	FLA	Grimes 5-yard pass from Trask (McPherson kick) (6-37-3:10)	20-38
4th	1:53	SC	O. Smith 4-yard pass from Hilinski (White kick) (8-75-2:09)	27-38

**TEAM STATISTICS**

	<b>FLA</b>	<b>SC</b>
First Downs	18	16
Rushing	7	9
Passing	8	7
Penalty	3	0
Net Yards Rushing	154	217
Rushing Attempts	30	43
Net Yards Passing	200	170
Cmp-Att-Int.	21-33-1	17-35-0
Total Offense Yards	354	387
Total Offense Plays	63	78
Fumbles: No.-Lost	1-0	1-1
Penalties: No.-Yards	4-25	5-60
Punts-Yards	7-313	7-321
Avg. Yards Per Punt	44.7	45.9
Punt Returns: No.-Yards	1-6	0-0
Kickoff Returns: No.-Yards	1-16	4-86
Interceptions: No.-Yards	0-0	1-15
Possession Time	27:57	32:03
Third Down Conversion	5-14	7-18
Fourth Down Conversions	1-1	0-2
Red Zone Scores-Chances	2-2	4-4
Sacks By: No.-Yards	3-21	2-14
PAT Kicks	5-5	3-3
Field Goals	1-1	2-2

**INDIVIDUAL STATISTICS**

**RUSHING: FLA:** Pierce 7-87; Perine 14-68; Jones 1-2; Swain 1-1; Davis 1-0; Team 1-(-1); Trask 5-(-3). **SC:** Feaster 25-175; Denson 12-58; Dowdle 1-8; Hilinski 5-(-24).

**PASSING: FLA:** Trask 21-33-1-200. **SC:** Hilinski 17-35-0-170.

**RECEIVING: FLA:** Pitts 5-29; Swain 5-20; Copeland 3-89; Hammond 2-18; Grimes 2-13; Perine 2-12; Cleveland 1-14; Davis 1-5. **SC:** Edwards 7-78; Vann 3-33; S. Smith 2-18; O. Smith 2-7; Muse 1-21; Markway 1-8; Dawkins 1-5.

**PUNT RETURNS: FLA:** Swain 1-6. **SC:** None.

**KICKOFF RETURNS: FLA:** Swain 1-16. **SC:** S. Smith 4-86.

**INTERCEPTION RETURNS: FLA:** None. **SC:** Robinson 1-15.



GM  
8Tennessee 41  
South Carolina 21October 26, 2019  
Neyland Stadium  
Knoxville, Tenn.  
87,397

KNOXVILLE, TENN. (AP) — Jauan Jennings and Marquez Callaway each scored two touchdowns and Tennessee threw for a season-high 351 yards without the services of injured quarterback Brian Maurer to beat South Carolina 41-21.

Tennessee (3-5, 2-3 SEC) outscored South Carolina 24-0 in the second half to end a three-game skid in this series.

"We just really dominated the second half in all phases," Tennessee coach Jeremy Pruitt said. "You look at our team, tonight was a chance for our program to kind of grow up."

Maurer couldn't play Saturday after sustaining concussions in each of Tennessee's last two games, which left former starter Jarrett Guarantano and redshirt freshman J.T. Shrout as the Volunteers' only available scholarship quarterbacks.

Guarantano went 11-of-19 for 229 yards with a pair of touchdown passes to Jennings before leaving with an injured left hand midway through the third quarter. Shrout was 7-of-11 for 122 yards, including a 55-yard touchdown to Callaway.

Jennings ended up with seven catches for a career-high 174 yards and two touchdowns. Callaway had three catches for 102 yards and scored on a 65-yard punt return.

"We didn't cover 15 and 1," South Carolina coach Will Muschamp said as he referred to Jennings' and Callaway's uniform numbers. "We had a hard time matching up on those guys. We knew that going into the game. We've had a hard time matching up with those guys since they've been here. We've been fortunate to come out the three previous years and get the win. We just didn't today."

Guarantano took a big hit from T.J. Brunson just as he threw a 19-yard pass in the back of the end zone to Jennings, who gave Tennessee a 28-24 lead by hanging on to the ball even after taking a shot from R.J. Rodrick.

Although the hit from Brunson briefly sent Guarantano to the locker room, Tennessee still managed to extend the lead on its next series as Callaway caught Shrout's first career touchdown pass.

Big plays enabled South Carolina (3-5, 2-4) to grab a 21-17 halftime lead.

South Carolina quarterback Ryan Hilinski, who went 28-of-51 for 319 yards, connected with Shi Smith for a 75-yard touchdown on the game's first snap. Late in the second quarter, Bryan Edwards reached his right arm overhead and made a spectacular one-handed, 18-yard catch on the right sideline to set up a Tavien Feaster 1-yard touchdown run. South Carolina also made a fourth-and-goal stand at the 1.

But it was all Tennessee the rest of the way.

## GAME CHANGER

Marquez Callaway hauled in a 55-yard touchdown pass from Jarrett Guarantano with 5:07 left in the third quarter as Tennessee took a 31-21 lead. The Volunteers added a field goal and a blocked punt for a touchdown in the 20-point win.

## KEY STAT

485 – Tennessee had 485 yards of total offense on the day and had a pair of receivers collect over 100 yards as the Volunteers defeated the Gamecocks. Jauan Jennings had a career-high 174 yards for the Vols.



South Carolina	7	14	0	0	21
Tennessee	3	14	14	10	41

## SCORING SUMMARY

1st	14:49	SC	S. Smith 75-yard pass from Hilinski (White kick) (1-75-0:11)	7-0
1st	7:19	UT	Cimaglia 46-yard field goal (9-36-4:00)	7-3
2nd	9:50	UT	Callaway 65-yard punt return (Cimaglia kick)	7-10
2nd	3:16	SC	Denson 1-yard run (White kick) (9-44-2:23)	14-10
2nd	2:34	UT	Jennings 48-yard pass from Guarantano (Cimaglia kick) (2-75-0:42)	14-17
				21-17
2nd	0:10	SC	Feaster 1-yard run (White kick) (11-75-2:24)	21-17
3rd	8:16	UT	Jennings 19-yard pass from Guarantano (Cimaglia kick) (7-48-2:30)	21-24
				21-24
3rd	5:07	UT	Callaway 55-yard pass from Shrout (Cimaglia kick) (4-68-2:06)	21-31
4th	12:21	UT	Cimaglia 31-yard field goal (7-51-3:12)	21-34
4th	11:41	UT	Bituli 29-yard blocked punt return (Cimaglia kick)	21-41

## TEAM STATISTICS

	SC	UT
First Downs	22	20
Rushing	5	6
Passing	14	14
Penalty	3	0
Net Yards Rushing	78	134
Rushing Attempts	30	38
Net Yards Passing	319	351
Cmp.-Att.-Int.	28-51-0	18-30-0
Total Offense Yards	397	485
Total Offense Plays	81	68
Fumbles: No.-Lost	0-0	0-0
Penalties: No.-Yards	8-65	8-49
Punts-Yards	8-355	4-176
Avg. Yards Per Punt	44.4	44.0
Punt Returns: No.-Yards	1-6	3-101
Kickoff Returns: No.-Yards	1-15	0-0
Interceptions: No.-Yards	0-0	0-0
Possession Time	25:32	34:28
Third Down Conversions	4-18	5-14
Fourth Down Conversions	2-5	0-1
Red Zone Scores-Chances	2-2	2-3
Sacks By: No.-Yards	0-0	3-24
PAT Kicks	3-3	5-5
Field Goals	0-0	2-3

## INDIVIDUAL STATISTICS

**RUSHING:** SC: Feaster 19-80; Denson 7-12; Hilinski 4-(-14). UT: Chandler 16-78; Jennings 5-18; Jordan 8-17; Guarantano 2-15; Shrout 1-6; Gray 3-5; Team 3-(-5).

**PASSING:** SC: Hilinski 28-51-0-319. UT: Guarantano 11-19-0-229; Shrout 7-11-0-122.

**RECEIVING:** SC: S. Smith 11-156; Edwards 8-83; Muse 4-23; Vann 2-26; Markway 1-16; O. Smith 1-10; Feaster 1-5. UT: Jennings 7-174; Palmer 5-55; Callaway 3-102; Tillman 1-19; Byrd 1-5; Fant 1-(-4).

**PUNT RETURNS:** SC: Edwards 1-6. UT: Callaway 1-65; Bituli 1-29; Gray 1-7.

**KICKOFF RETURNS:** SC: S. Smith 1-15. UT: None.

**INTERCEPTION RETURNS:** SC: None. UT: None.



**GM**  
**9**

**South Carolina 24**  
**Vanderbilt 7**



**Nov. 2, 2019**  
**Williams-Brice Stadium**  
**Columbia, S.C.**  
**71,945**



**COLUMBIA, S.C. (AP)** — With one of their key playmakers out injured, South Carolina again turned to dependable “old man” Bryan Edwards.

Edwards caught a school record 14 passes for a career best 139 yards to lead the Gamecocks (4-5, 3-4 Southeastern) to a 24-7 win that keeps South Carolina’s season from skidding into a ditch for now.

The senior shouldered the offensive load for the Gamecocks after receiver Shi Smith tweaked his hamstring this week and did not play.

“He competes every down like it is his last down,” South Carolina coach Will Muschamp said. “I’ve seen that for four years now.”

Ryan Hilinski was 24-for-31 for 235 yards for the Gamecocks, including a 25-yard touchdown pass to Edwards midway through the fourth quarter that sealed the win.

“He was hard to tackle,” Vanderbilt coach Derek Mason said. “At times we knew the football was coming to him and we still had a hard time getting him down.”

Edwards’ teammates call him “old man,” in part because he is one of the few seniors on the offense and in part because he is a mature, calming presence in the locker room. That’s been especially important in an up-and-down year that included an upset of No. 8 Georgia and second half collapses in losses to No. 6 Florida, North Carolina and Tennessee.

“Everybody calls me ‘old man.’ I haven’t turned 21 yet,” said Edwards, who also had a 38-yard punt return late in the third quarter that flipped the field a defensive struggle.

Freshman Deshaun Fenwick got his first action of 2019, running 18 times for 102 yards.

Muschamp said Fenwick came to him to discuss a transfer after he didn’t play the first two months of the season.

“He stuck it out,” Muschamp said. “He’s a great example of a guy who handled adversity and fought it a little bit.”

The Commodores (2-6, 1-4) lost starting quarterback Riley Neal to injury after the first drive and, with Mo Hasan not playing, turned to third string Deuce Wallace. The junior was 8-for-17 for 30 yards and two interceptions.

The SEC’s third leading rusher, Vanderbilt’s Ke’Shawn Vaughn, ran 20 times for 87 yards.

The Gamecocks have won 11 straight over Vanderbilt. South Carolina is the only SEC East team that the Commodores never beat this decade.

**GAME CHANGER**

Kevin Harris scored from one yard out with 1:38 left in the first half, giving the Gamecocks a 14-7 lead that it would never relinquish. Carolina added 10 points in the fourth quarter for the 24-7 victory.

**KEY STAT**

139 – Bryan Edwards set a career-best in catches and receiving yards in a game on Saturday, making 14 catches for 139 yards and a touchdown. It was part of 440 yards of total offense in the game for the Gamecocks.



<b>Vanderbilt</b>	<b>7</b>	<b>0</b>	<b>0</b>	<b>0</b>	<b>7</b>
<b>South Carolina</b>	<b>0</b>	<b>14</b>	<b>0</b>	<b>10</b>	<b>24</b>

**SCORING SUMMARY**

1st	7:16	VU	Johnson 26-yard pass from Neal (Guay kick) (11-77-6:06)	0-7
2nd	7:50	SC	Legette 20-yard pass from Hilinski (White kick) (8-54-3:05)	7-7
2nd	1:38	SC	Harris 1-yard run (White kick) (13-69-4:30)	14-7
4th	12:18	SC	White 22-yard field goal (8-25-2:58)	17-7
4th	6:39	SC	Edwards 25-yard pass from Hilinski (White kick) (9-76-3:48)	24-7

**TEAM STATISTICS**

	<b>VU</b>	<b>SC</b>
First Downs	12	25
Rushing	7	14
Passing	3	11
Penalty	2	0
Net Yards Rushing	113	205
Rushing Attempts	29	49
Net Yards Passing	76	235
Cmp.-Att.-Int.	11-21-2	24-31-0
Total Offense Yards	189	440
Total Offense Plays	50	80
Fumbles: No.-Lost	0-0	1-1
Penalties: No.-Yards	2-20	11-94
Punts-Yards	7-315	3-111
Avg. Yards Per Punt	45.0	37.0
Punt Returns: No.-Yards	0-0	3-53
Kickoff Returns: No.-Yards	3-55	1-25
Interceptions: No.-Yards	0-0	2-6
Possession Time	26:13	33:47
Third Down Conversion	3-11	9-15
Fourth Down Conversions	0-0	0-2
Red Zone Scores-Chances	0-0	3-5
Sacks By: No.-Yards	0-0	2-3
PAT Kicks	1-1	3-3
Field Goals	0-0	1-1

**INDIVIDUAL STATISTICS**

**RUSHING: VU:** Vaughn 20-87; Brooks 5-24; Shelton-Mosley 1-3; Neal 2-0; Wallace 1-(-1). **SC:** Fenwick 18-102; Feaster 11-53; Harris 10-20; Hilinski 1-14; Joyner 6-9; Vann 1-5; Denson 1-3; O. Smith 1-(-1).

**PASSING: VU:** Wallace 8-17-2-30; Neal 3-4-0-46. **SC:** Hilinski 24-31-0-235.

**RECEIVING: VU:** Bolar 3-16; Vaughn 2-11; Brooks 2-(-2); Johnson 1-26; Bostic 1-11; Shelton-Mosley 1-8; Pierce 1-6. **SC:** Edwards 14-139; Legette 3-34; Feaster 2-10; Markway 1-19; Vann 1-17; Muse 1-15; O. Smith 1-5; Hilinski 1-(-4).

**PUNT RETURNS: VU:** None. **SC:** Edwards 3-53.

**KICKOFF RETURNS: VU:** Shelton-Mosley 3-55. **SC:** Legette 1-25.

**INTERCEPTION RETURNS: VU:** None. **SC:** Brunson 1-5; Roderick 1-1.



GM 10

# Appalachian State 20 South Carolina 15

Nov. 9, 2019

Williams-Brice Stadium  
Columbia, S.C.  
80,849



**COLUMBIA, S.C. (AP)** — Zac Thomas ran for a touchdown and Nicholas Ross scored on a 20-yard interception return as Appalachian State beat its second Power Five program of the season - and first from the Southeastern Conference - with a 20-15 victory over South Carolina Saturday night.

The Mountaineers (8-1) were ranked No. 20 and undefeated with a chance to play in the Cotton Bowl before last week's 24-21 home loss to Georgia Southern. They bounced back in the best way possible, holding off a late rally by South Carolina and adding this Power Five takedown to their 34-31 victory at North Carolina on Sept. 21.

Bryan Edwards had a 23-yard touchdown catch to draw the Gamecocks (4-6) within five with three minutes left. The Gamecocks drove to the App State 9 with 11 seconds left. But after a South Carolina holding penalty, Hilinski's pass to the end zone was long in Appalachian State's latest landmark victory.

As the Mountaineers did after stunning fourth-ranked Michigan in 2007 and the Tar Heels back in September, they rushed the field in celebration.

South Carolina's chances of making a bowl took a serious hit. The Gamecocks now must win at Texas A&M (something they've never done) and No. 4 Clemson in their final two games to make their fourth postseason trip under coach Will Muschamp.

Things turned right before halftime when Hilinski's hard throw over the middle bounced off Xavier Legette's hands and was intercepted by safety Nicholas Ross and returned 20 yards for a touchdown to put Appalachian State ahead for good 13-6.

Hilinski, the Gamecocks freshman, had not thrown a pick in his past five games until Ross got the deflected ball and took it in for the score.

Appalachian State defense took away what was expected to be the Gamecocks biggest edge in the run game. Season starter Rico Dowdle, who had missed the previous two games with an ankle sprain, had zero yards on 10 first-half carries in his return.

The Gamecocks came in averaging 184 yards a game on the ground but gained just 21 on 27 carries. South Carolina played without leading rusher Tavien Feaster, who sustained a groin injury last week.

"When we don't have the ability to run the ball, we're going to struggle," South Carolina coach Will Muschamp said.

Edwards finished with nine catches for 90 yards, the senior surpassing Alshon Jeffery for the school's all-time receiving yardage mark.

### GAME CHANGER

Zac Thomas' 1-yard run for a touchdown with 7:10 left in the third gave the Mountaineers a 20-9 lead. Carolina came back to cut it to five (20-15) on Bryan Edwards' 23-yard touchdown pass from Ryan Hilinski and got the ball to the App 9 in the final drive, but couldn't get the go-ahead score.

### KEY STAT

117 – Carolina outgained Appalachian State 346-202 but the Mountaineers had 117 yards on kickoffs, leading to a pair of scoring drives. App State also had a 20-yard interception return for a touchdown by Nicholas Ross.



Appalachian St.	3	10	7	0	20
South Carolina	6	0	3	6	15

### SCORING SUMMARY

1st	8:51	SC	White 41-yard field goal (15-52-6:09)	3-0
1st	5:10	APP	Staton 40-yard field goal (10-32-3:41)	3-3
1st	1:22	SC	White 25-yard field goal (8-60-3:48)	6-3
2nd	8:29	APP	Staton 47-yard field goal (10-38-4:12)	6-6
2nd	1:51	APP	Williams 20-yard interception return (Staton kick)	6-13
3rd	11:08	SC	White 50-yard field goal (4-3-1:22)	9-13
3rd	7:10	APP	Thomas 1-yard run (Staton kick) (7-39-3:58)	9-20
4th	2:58	SC	Edwards 23-yard pass from Hilinski (Hilinski pass failed) (12-78-2:03)	15-20

### TEAM STATISTICS

	APP	SC
First Downs	11	22
Rushing	7	3
Passing	4	15
Penalty	0	4
Net Yards Rushing	97	21
Rushing Attempts	41	27
Net Yards Passing	105	325
Cmp.-Att.-Int.	9-16-1	32-58-1
Total Offense Yards	202	346
Total Offense Plays	57	85
Fumbles: No.-Lost	0-0	2-0
Penalties: No.-Yards	8-46	8-50
Punts-Yards	7-316	5-262
Avg. Yards Per Punt	45.1	52.4
Punt Returns: No.-Yards	1-4	1-(-1)
Kickoff Returns: No.-Yards	3-117	4-52
Interceptions: No.-Yards	1-20	1-1
Possession Time	29:50	30:10
Third Down Conversion	2-13	4-18
Fourth Down Conversions	1-1	4-5
Red Zone Scores-Chances	2-2	1-2
Sacks By: No.-Yards	3-24	2-17
PAT Kicks	2-2	0-0
Field Goals	2-2	3-3

### INDIVIDUAL STATISTICS

**RUSHING: APP:** Evans 23-85; Williams 7-19; Virgil 1-0; Anderson 1-0; Thomas 9-(-7). **SC:** Joyner 3-14; Dowdle 14-9; Fenwick 4-9; Harris 1-2; Hilinski (5-(-13)).

**PASSING: APP:** Thomas 9-15-1-105; Williams 0-1-0-0. **SC:** Hilinski 32-57-1-325; Team 0-1-0-0.

**RECEIVING: APP:** Sutton 3-38; Evans 2-32; Reed 1-22; Pearson 1-9; Williams 1-6; Anderson 1-(-2). **SC:** Edwards 9-90; Dowdle 5-67; Markway 5-43; Legette 5-42; Adkins 2-33; Joyner 2-17; Dawkins 2-11; Terrell 1-11; Ulrich 1-11.

**PUNT RETURNS: APP:** Hennigan 1-4. **SC:** Legette 1-(-1).

**KICKOFF RETURNS: APP:** Virgil 2-76; Evans 1-41. **SC:** Robinson 2-38; Legette 1-14.

**INTERCEPTION RETURNS: APP:** Ross 1-20. **SC:** Jones 1-1.



**GM**  
**11**

**Texas A&M 30**  
**South Carolina 6**

**November 16, 2019**  
**Kyle Field**  
**College Station, Texas**  
**104,957**



**COLLEGE STATION, TEXAS (AP)**

— Kellen Mond threw for 221 yards and a touchdown and ran for a second score as Texas A&M extended its winning streak to four games with a 30-6 win over South Carolina on Saturday night.

Cordarrian Richardson ran for 130 yards, including a 75-yard touchdown, and added a TD reception to help the Aggies to the victory on a night they piled up 319 yards rushing.

With just four wins and one game left the loss guarantees that the Gamecocks (4-7, 3-5 Southeastern Conference) won't make a bowl game for the first time in four seasons.

South Carolina fell to 0-6 all-time against Texas A&M and lost its second straight game this season after falling to Appalachian State last week.

The Aggies led by 10 at halftime and neither team could get anything going after the break, combining for six punts in the third quarter. South Carolina went three-and-out twice and the Aggies punted after just three plays once.

Texas A&M (7-3, 4-2) was finally able to sustain a drive when it capped a 14-play drive with a 40-yard field goal which extended the lead to 16-3 early in the fourth quarter.

The Aggies forced a fourth straight punt by South Carolina after that and Mond made it 22-3 with a 1-yard TD dive with about 10 minutes left. Richardson set up that score when he scampered 31 yards a play earlier.

South Carolina went for it on fourth-and-8 on its next drive and couldn't convert. Richardson's long touchdown run came two plays later to pad the lead.

Ryan Hilinski threw for 175 yards for South Carolina in a game where the Aggies held the Gamecocks to just 45 yards rushing.

Isaiah Spiller added 129 yards rushing for Texas A&M.

The game was tied early in the second quarter after both teams scored a field goal in the first quarter when Mond found Richardson wide open for a 17-yard touchdown reception to give A&M a 10-3 lead.


Seth Small missed a 42-yard field goal on Texas A&M's next possession, but made one from 30 yards with less than a minute left in the second quarter to leave the Aggies up 13-3 at halftime.

**GAME CHANGER**

Texas A&M made it 10-3 with 11:35 left in the second quarter on a 17-yard pass from Kellen Mond to Cordarrian Richardson, completing an eight-play, 75-yard drive. The Aggies then scored 17 points in the second quarter on its way to the win over the Gamecocks.

**KEY STAT**

260 – The Gamecocks had just 260 yards of offense in the game against the Aggies, completing 15 first downs and converting a pair of field goals on Saturday night. Carolina also had the ball for just 18:21.



<b>South Carolina</b>	<b>3</b>	<b>0</b>	<b>0</b>	<b>3</b>	<b>6</b>
<b>Texas A&amp;M</b>	<b>3</b>	<b>10</b>	<b>0</b>	<b>17</b>	<b>30</b>

**SCORING SUMMARY**

1st	6:03	A&M	Small 35-yard field goal (12-78-7:04)	0-3
1st	0:23	SC	White 37-yard field goal (7-63-1:49)	3-3
2nd	11:35	A&M	Richardson 17-yard pass from Mond (Small kick) (8-75-3:48)	3-10
2nd	0:26	A&M	Small 30-yard field goal (13-77-3:46)	3-13
4th	12:40	A&M	Small 40-yard field goal (14-67-7:40)	3-16
4th	10:13	A&M	Mond 1-yard run (Small kick) (5-65-2:03)	3-23
4th	6:37	A&M	Richardson 75-yard run (Small kick) (2-77-0:56)	3-30
4th	3:27	SC	White 39-yard field goal (4-(-9)-0:34)	6-30

**TEAM STATISTICS**

	<b>SC</b>	<b>A&amp;M</b>
First Downs	15	27
Rushing	3	15
Passing	11	10
Penalty	1	2
Net Yards Rushing	45	319
Rushing Attempts	17	46
Net Yards Passing	215	221
Cmp.-Att.-Int.	19-46-0	20-33-0
Total Offense Yards	260	540
Total Offense Plays	63	79
Fumbles: No.-Lost	1-0	2-1
Penalties: No.-Yards	4-41	8-75
Punts-Yards	8-368	4-165
Avg. Yards Per Punt	46.0	41.2
Punt Returns: No.-Yards	0-0	4-53
Kickoff Returns: No.-Yards	2-74	1-24
Interceptions: No.-Yards	0-0	0-0
Possession Time	18:21	41:39
Third Down Conversions	2-15	6-14
Fourth Down Conversions	1-3	0-0
Red Zone Scores-Chances	2-3	5-5
Sacks By: No.-Yards	2-10	1-5
PAT Kicks	0-0	3-3
Field Goals	2-2	3-4

**INDIVIDUAL STATISTICS**

**RUSHING: SC:** Dowdle 7-12; Charlton 1-10; Harris 3-9; Hilinski 2-7; Joyner 4-7. **A&M:** Richardson 6-130; Spiller 24-129; Mond 10-47; Kibodi 3-11; Blumrick 2-3; Foster 1-(-1).

**PASSING: SC:** Hilinski 16-41-0-175; Joyner 3-4-0-40; S. Smith 0-1-0-0. **A&M:** Mond 20-33-0-221.

**RECEIVING: SC:** Markway 5-47; Dowdle 4-10; Terrell 3-45; Harris 3-26; S. Smith 2-41; Adkins 1-25; Dawkins 1-21. **A&M:** Wydermyer 5-79; Davis 5-48; Ausbon 3-46; Smith 3-22; Spiller 3-9; Richardson 1-17.

**PUNT RETURNS: SC:** None. **A&M:** Smith 4-53.

**KICKOFF RETURNS: SC:** Legette 2-74. **A&M:** Smith 1-24.

**INTERCEPTION RETURNS: SC:** None. **A&M:** None.



GM  
12#3/3 Clemson 38  
South Carolina 3Nov. 30, 2019  
Williams-Brice Stadium  
Columbia, S.C.  
80,580

**COLUMBIA, S.C. (AP)** — Trevor Lawrence threw for 295 yards and three touchdowns to lead No. 3 Clemson to its 27th straight victory and second consecutive 12-0 regular season with a 38-3 victory over rival South Carolina on Saturday.

Travis Etienne ran for two touchdowns as the Tigers dominated throughout on the way to a sixth straight win over South Carolina (4-8).

Lawrence had touchdown throws of 10 and 65 yards to Tee Higgins and of 16 yards to Justyn Ross. He completed 25 of 35 throws - tying an Atlantic Coast Conference single-game mark with 18 straight at one point - before coming out in the fourth quarter.

Clemson's defense did its part in the beatdown, holding the Gamecocks to 174 yards and continuing a run where the Tigers have limited all 12 opponents this year to less than 300 yards of total offense.

South Carolina's defense showed some fight very early, stuffing Etienne for no gain on fourth-and-goal at the 1 on Clemson's first drive. Four plays later, though, Ryan Hilinski threw an interception to Derion Kendrick to set up the first score and Clemson's rout was on.

Lawrence connected with Higgins on a 10-yard score on a perfectly placed over the shoulder throw.

Higgins was on the other end of another beautiful Lawrence TD pass from 65-yards out.

Lawrence and the Tigers benefited from a couple of official reviews. On the first, Justyn Ross' 33-yard catch after he was pushed out of bounds and returned was upheld when South Carolina challenged the call. Then Ross' catch, initially ruled caught out of bounds, was overturned for a 16-yard scoring pass as his backfoot touched turf before going out.

South Carolina, which gained 600 yards a year ago in this game, struggled to make anything against Clemson's front-line defense. The Gamecocks finished with 99 yards overall the first 30 minutes and their only score was Parker White's 39-yard field in the second quarter.

It was South Carolina's fewest points scored against Clemson in 30 years since a 45-0 shutout loss in 1989.

Gamecocks coach Will Muschamp did not want to list the things he believes caused his team to struggle, saying it would sound like excuses. "The bottom line is we weren't productive and we need to get better," he said.

**GAME CHANGER**

Carolina's defense executed a goal-line stand on Clemson's first drive, then Ryan Hilinski hit Shi Smith on the offense's first play, a 21-yard reception. But later in that drive, Hilinski was picked off by Derion Kendrick and in that drive, Trevor Lawrence connected with Tee Higgins for a 10-yard touchdown, giving Clemson a lead it would never relinquish.

**KEY STAT**

527 – Clemson gained 527 yards of offense in the game with a pair of 100-yard receivers, while Carolina had 174 yards of total offense. Trevor Lawrence was 26-for-36 for 295 yards and three touchdowns while also being the Tigers' leading rusher (66 yards).



Clemson	14	10	7	7	38
South Carolina	0	3	0	0	3

**SCORING SUMMARY**

1st	6:58	CU	Higgins 10-yard pass from Lawrence (Potter kick) (3-23-0:53)	0-7
1st	3:46	CU	Higgins 65-yard pass from Lawrence (Potter kick) (4-75-1:51)	0-14
2nd	7:33	SC	White 39-yard field goal (15-76-7:05)	3-14
2nd	3:04	CU	Ross 16-yard pass from Lawrence (Potter kick) (9-90-4:29)	3-21
2nd	0:00	CU	Potter 46-yard field goal (7-37-1:17)	3-24
3rd	9:59	CU	Etienne 2-yard run (Potter kick) (9-69-4:09)	3-31
4th	11:56	CU	Etienne 3-yard run (Potter kick) (13-84-5:36)	3-38

**TEAM STATISTICS**

	CU	SC
First Downs	30	9
Rushing	12	4
Passing	15	5
Penalty	3	0
Net Yards Rushing	211	69
Rushing Attempts	40	26
Net Yards Passing	316	105
Cmp.-Att.-Int.	28-43-0	16-27-1
Total Offense Yards	527	174
Total Offense Plays	83	53
Fumbles: No.-Lost	0-0	0-0
Penalties: No.-Yards	5-44	4-33
Punts-Yards	3-130	7-314
Avg. Yards Per Punt	43.3	44.9
Punt Returns: No.-Yards	3-8	0-0
Kickoff Returns: No.-Yards	2-50	0-0
Interceptions: No.-Yards	1-14	0-0
Possession Time	35:17	24:43
Third Down Conversion	12-17	5-15
Fourth Down Conversions	0-1	0-1
Red Zone Scores-Chances	4-6	0-0
Sacks By: No.-Yards	2-13	1-8
PAT Kicks	5-5	0-0
Field Goals	1-2	1-1

**INDIVIDUAL STATISTICS**

**RUSHING:** CU: Lawrence 8-66; Dixon 12-60; Etienne 15-51; Rodgers 1-21; Rencher 2-8; Mellusi 2-5. SC: Feaster 12-47; Dowdle 7-20; Turner 4-14; Harris 1-1; Hilinski 2-(-13).

**PASSING:** CU: Lawrence 26-36-0-295; Brice 2-5-0-21; Rodgers 0-1-0-0; Team 0-1-0-0. SC: Hilinski 16-27-1-105.

**RECEIVING:** CU: Ross 9-111; Higgins 3-101; Etienne 3-37; Overton 3-26; Chalk 3-3; Powell 2-14; Rodgers 2-8; Chase 1-13; Spector 1-8; Dixon 1-(-5). SC: S. Smith 5-40; Feaster 4-8; Markway 3-39; Dowdle 2-12; O. Smith 1-5; Dawkins 1-1.

**PUNT RETURNS:** CU: Kendrick 2-8; Swinney 1-0. SC: None.

**KICKOFF RETURNS:** CU: Etienne 2-50. SC: None.

**INTERCEPTION RETURNS:** CU: Kendrick 1-14. SC: None.



## The Last Time South Carolina...

**SHUT OUT AN OPPONENT:**  
34-0, vs NC State (8/28/08)

**WAS SHUT OUT:**  
28-0, vs. Virginia (12/29/18)

**SCORED ON A SAFETY:**  
vs UCF (9/26/15)

**ALLOWED A SAFETY:**  
at Mississippi State (10/15/11)

**FORCED 4+ TURNOVERS:**  
4, at Georgia (10/12/19)

**FORCED 5+ TURNOVERS:**  
5, vs. Michigan (1/1/18)

**FORCED 6+ TURNOVERS:**  
6, vs. Clemson (11/30/13)

**RETURNED A KICKOFF FOR A TD:**  
Deebo Samuel, 90 yards at Ole Miss (11/3/18)

**ALLOWED KICK RET. FOR A TD:**  
Detrez Newsome, 93 yards vs. Western Carolina (11/19/16)

**ALLOWED 2 KICK RET. FOR TDs:**  
Darius Sims at Vanderbilt, 91 and 100 yards (9/20/14)

**RETURNED A PUNT FOR A TD:**  
Ace Sanders, 63 yards vs. Michigan (1/1/13)

**ALLOWED A PUNT RET. FOR A TD:**  
Daniel Bituli, Tennessee, 29 yards (10/26/19)

**RETURNED AN INT FOR A TD:**  
Israel Mukuamu, Georgia, 53 yards (10/12/19)

**ALLOWED AN INT FOR A TD:**  
Nicholas Ross, 20 yards, Appalachian State (11/9/19)

**RETURNED A FUMBLE FOR A TD:**  
Deebo Samuel, 0 yards, Akron (12/1/18)

**ALLOWED FUMBLE RET. FOR A TD:**  
Cale Garrett, Missouri, 0 yards (9/21/19)

**HAD A DEFENSIVE PLAYER SCORE TWO TOUCHDOWNS IN A GAME:**  
Melvin Ingram at Georgia, 68-yard fake punt & 5-yard fumble recovery (9/10/11)

**SCORED THREE DEFENSIVE TOUCHDOWNS IN A GAME:**  
vs. Arkansas (10/7/17)

**HAD A PLAYER RUSH, PASS AND RECEIVE A TD IN A GAME:**  
Pharoh Cooper, vs. Tennessee (11/1/14)

**RAN A FAKE PUNT FOR A TD:**  
Melvin Ingram, 68 yards at Georgia (9/10/11)

**HAD A PLAYER PASS FOR 300+ YDS:**  
325, Ryan Hilinski, vs. Appalachian State (11/9/19)

**HAD A PLAYER PASS FOR 350+ YDS:**  
510, Jake Bentley, at Clemson (11/24/18)

**HAD A PLAYER PASS FOR 400+ YDS:**  
510, Jake Bentley, at Clemson (11/24/18)

**HAD A PLAYER PASS FOR 450+ YDS:**  
510, Jake Bentley, at Clemson (11/24/18)

**HAD A PLAYER PASS FOR 500+ YDS:**  
510, Jake Bentley, at Clemson (11/24/18)

**HAD A PLAYER COMP. 30+ PASSES:**  
32, Ryan Hilinski, vs. Appalachian State (11/9/19)

**HAD A PLAYER ATT. 40+ PASSES:**  
57, Ryan Hilinski, vs. Appalachian State (11/9/19)

**HAD A PLAYER ATT. 50+ PASSES:**  
57, Ryan Hilinski, vs. Appalachian State (11/9/19)

**HAD A PLAYER RUSH FOR 150+ YDS:**  
175, Tavien Feaster, vs. Florida (10/19/19)

**HAD A PLAYER RUSH FOR 200+ YDS:**  
226, Rico Dowdle, vs. Western Carolina (11/19/16)

**HAD A PLAYER RUSH FOR 250+ YDS:**  
278, Brandon Bennett, vs. East Tennessee State (10/5/91)

**HAD TWO PLAYERS RUSH FOR 100+ YARDS:**  
Tavien Feaster (107) and Rico Dowdle (102) vs. Kentucky (9/28/19)

**HAD A PLAYER WITH 150+ YARDS RECEIVING:**  
156, Shi Smith, at Tennessee (10/26/19)

**HAD A PLAYER WITH 200+ YARDS RECEIVING:**  
210, Deebo Samuel, at Clemson (11/24/18)

**HAD TWO PLAYERS WITH 100 YARDS RECEIVING:**  
Deebo Samuel (210) and Shi Smith (109) at Clemson (11/24/18)

**HAD TWO PLAYERS WITH 10+ RECEPTIONS:**  
Bruce Ellington (10) and Mike Davis (10), at Missouri (10/26/13)

**HAD A PLAYER WITH 500+ YARDS TOTAL OFFENSE:**  
512, Steve Taneyhill vs. Mississippi State (10/14/95)

**HAD A PLAYER RUSH AND PASS FOR 100 YARDS EACH:**  
Lorenzo Nuñez, vs. UCF, 123 rush, 184 pass (09/26/15)

**HAD A PLAYER SCORE 4+ TDs:**  
5, Sidney Rice vs. FAU (9/23/06)

**HAD A PLAYER PASS FOR 4 TDs:**  
5, Jake Bentley, at Clemson (11/24/18)

**HAD A PLAYER PASS FOR 5 TDs:**  
5, Jake Bentley, at Clemson (11/24/18)

**HAD A PLAYER RUSH FOR 3 TDs:**  
3, Kevin Harris vs Charleston So. (9/7/19)

**HAD A PLAYER CATCH 3+ TDs:**  
3, Deebo Samuel at Clemson (11/24/18)

**HAD A PLAYER CATCH 4+ TDs:**  
5, Sidney Rice vs. Fla. Atlantic (9/23/06)

**HAD A PLAYER CATCH 5+ TDs:**  
5, Sidney Rice vs. Fla. Atlantic (9/23/06)

**HAD A PLAYER ACCOUNT FOR 4+ TDs:**  
4, 233, Pharoh Cooper, vs. Tennessee (11/1/14)

**HAD A PLAYER KICK 4 FGs:**  
4, Elliott Fry vs. Vanderbilt (10/17/15)

**HAD A PLAYER KICK 5+ FGs:**  
5, Spencer Lanning at Georgia (9/12/09)

**HAD A PLAYER WITH 2 INTs:**  
3, Israel Mukuamu at Georgia (10/12/19)

**HAD A PLAYER WITH 3 INTs:**  
3, Israel Mukuamu at Georgia (10/12/19)

**BLOCKED A FIELD GOAL ATT.:**  
DJ Wonnum at Georgia (10/12/19)

**RETURNED A BLOCKED FIELD GOAL ATTEMPT FOR A TD:**  
Captain Munnerlyn at Kentucky, 81 yards, (10/11/08)

**BLOCKED A PAT:**  
Kingsley Enagbare vs. Chattanooga (11/17/18)

**RETURNED AN EXTRA POINT FOR A DEFENSIVE PAT:**  
Victor Hampton at Florida (10/20/12)

**BLOCKED A PUNT:**  
Carlton Heard at Florida (11/15/14)

**RETURNED A BLOCKED PUNT FOR A TD:**  
Derek Watson vs Florida, 2 yds, (11/11/00)

**BLOCKED A PUNT AND FIELD GOAL IN THE SAME GAME:**  
at Florida (11/15/14)

**HAD A PUNT BLOCKED:**  
at Tennessee (10/26/19)

**HAD A FIELD GOAL BLOCKED:**  
vs. Michigan (1/1/13)

**HAD A PAT BLOCKED:**  
vs. Tennessee (10/27/18)

**ALLOWED PAT TO BE RETURNED FOR 2 POINTS:**  
Denzil Ware, vs. Kentucky (9/12/15)

**MISSED A PAT:**  
vs. Kentucky (9/16/17)

**FAILED A PAT ATTEMPT:**  
vs. Tennessee (10/14/17)

**MADE A 2-PT CONVERSION:**  
Jake Bentley rush, Tennessee (10/27/18)

**MADE A PAIR OF 2-PT CONVERSIONS:**  
vs. Texas A&M (10/13/18)

**ATTEMPTED A 2-PT CONVERSION:**  
vs Appalachian State (11/9/19)

**RECOVERED OWN ONSIDE KICK:**  
at Auburn (10/25/14)

**HAD LESS THAN 50 YDS RUSHING:**  
45, at Texas A&M (11/16/19)

**HAD 300+ YARDS RUSHING:**  
493, vs. Charleston Southern (9/7/19)

**HAD 600+ TOTAL NET YARDS:**  
775, vs Charleston Southern (9/7/19)

**HAD A 50+ YARD RUN:**  
75, Kevin Harris vs. Charleston So. (9/7/19)

**HAD A 50+ YARD RECEPTION:**  
75, Ryan Hilinski to Shi Smith, at Tennessee (10/26/19)

## The Last an Opponent Had...

### TEAM...

**LESS THAN 50 YARDS RUSHING:**  
26, vs UCF (9/26/15)

**300+ YARDS RUSHING:**  
319, at Texas A&M (11/16/19)

**LESS THAN 100 YARDS PASSING:**  
76, vs. Vanderbilt (11/2/19)

**400+ YARDS PASSING:**  
495, vs. Alabama (9/14/19)

**LESS THAN 200 TOTAL NET YARDS:**  
189, vs. Vanderbilt (11/2/19)

**500+ TOTAL NET YARDS:**  
527, vs. Clemson (11/30/19)

**600+ TOTAL NET YARDS:**  
744, at Clemson (11/24/18)

### INDIVIDUAL...

**350+ YARDS PASSING:**  
444, Tua Tagovailoa, Alabama (9/14/19)

**400+ YARDS PASSING:**  
444, Tua Tagovailoa, Alabama (9/14/19)

**150+ YARDS RUSHING:**  
159, Jordan Scarlett, Florida (11/10/18)

**200+ YARDS RUSHING:**  
246, Mark Ingram, at Alabama (10/17/09)

**250+ YARDS RUSHING:**  
321, Darren McFadden, Ark. (11/3/07)

**300+ YARDS RUSHING:**  
321, Darren McFadden, Ark. (11/3/07)

**200+ YARDS RECEIVING:**  
217, Darvin Adams, Auburn (12/4/10)

**50+ YARD RUN:**  
75, Cordarrian Richardson, Texas A&M (11/16/19)

**50+ YARD RECEPTION:**  
65, Trevor Lawrence to Tee Higgins, Clemson (11/30/19)

**MADE 4+ FIELD GOALS:**  
4, Seth Small, Texas A&M (11/16/19)

**RUSHED FOR 4+ TOUCHDOWNS:**  
4, Chad Jasmin, Clemson (11/21/03)

**PASSED FOR 4+ TOUCHDOWNS:**  
4, Kyle Trask, Florida (10/19/19)

### TWO PLAYERS WITH...

**100+ YARDS RUSHING:**  
at Texas A&M, Cordarrian Richardson (130) and Isaiah Spiller (129), (11/16/19)

**100+ YARDS RECEIVING:**  
Clemson, Justyn Ross (111) & Tee Higgins (101), (11/30/19)