

GAME 1 | WEDNESDAY, NOVEMBER 25, 2020

#1/1 **SOUTH CAROLINA (0-0)** VS. **C. OF CHARLESTON (0-0)**

NOON | COLUMBIA, S.C. | COLONIAL LIFE ARENA (3,500)

TV: SEC NETWORK+ | RADIO: 107.5 THE GAME
 LIVE STATS: GAMECOCKS.STATBROADCAST.COM

ABOUT TONIGHT'S GAME

- South Carolina is tipping off its 47th season of women's basketball today and its 13th under the tutelage of head coach Dawn Staley.
- The Gamecocks are 19-2 in season openers under Staley, including wins in the last nine. South Carolina is 6-1 in home season openers in the Staley era.
- South Carolina holds a 16-9 edge over College of Charleston in the all-time series, including wins in the last nine meetings.
- This is the fourth meeting between the Gamecocks and Cougars in the Staley era with the most recent a 69-43 South Carolina victory on Dec. 5, 2017.

GAMECOCK NOTABLES

- November 25 marks the latest the Gamecocks have started a women's basketball season since opening the 1994-95 season at the Dial Classic tournament in Minneapolis on Nov. 26 against Valparaiso. The latest known start for South Carolina was a Dec. 7, 1976, game at Clafin.
- South Carolina out-rebounded its opponent in 29 of 33 games last season, including 15 of 16 SEC regular-season contests. The Gamecocks finished the season with a school-record 46.5 rebounds per game and a program-best +12.4 rebounding margin. The 2020-21 roster includes Gamecocks that accounted for 80.6 percent of those rebounds.
- Senior guard LeLe Grissett is set for the final season opener of her career today. In her three seasons in the Garnet and Black, the Gamecocks have gone 84-18 overall and 41-7 in SEC play. The program has won one SEC regular-season title and two SEC Tournament championships and advanced to at least the Sweet 16 in her two career NCAA Tournaments.
- Sophomore Aliyah Boston is back for her second campaign after becoming the first Gamecock to win National Freshman of the Year honors. She is a unanimous AP Preseason All-America selection this season and is on the watch lists for the Naismith and Wade Trophies and the Lisa Leslie Award.
- Sophomore Zia Cooke joined Boston on the watch lists for the Naismith and Wade Trophies. She also earned a spot on the Ann Meyers Drysdale Shooting Guard of the Year Award watch list.
- Sophomore Laeticia Amihere has been all the talk of the preseason as her agility and aggressive mindset have stood out at practice as she no longer wears the knee brace she donned last season. She is poised to improve on her 4.7 points and 3.9 rebounds per game of last season.

3 The Gamecocks' three returning starters are all on the watch lists for their national positional awards.	11 South Carolina has been ranked No. 1 in the last 11 AP Top 25 Polls.	25.5 Under Staley, South Carolina has won its season openers by an average of 25.5 points per game.
26 The Gamecocks ended last season on a 26-game winning streak they are looking to extend tonight.	69.4 South Carolina returns 69.4 percent of its school-record 82.0 points per game from last season.	80.6 The Gamecocks return 80.6 percent of their school-record 46.5 rebounds per game from last season.

TALE OF THE TAPE (2019-20 STATS)

SOUTH CAROLINA	82.0	.470	.350	.698	14.8	56.1	.333	.305	+12.4	16.1	+2.3	8.6	9.2
	Points	FG%	3FG%	FT%	FTM per Game	Scoring Def.	FG% Def.	3FG% Def.	Reb. Margin	Assists	TO Margin	Blocks	Steals
CHARLESTON	65.4	.374	.309	.627	12.1	72.3	.432	.328	-3.9	10.7	+1.5	3.3	9.0

GAMECOCKS

0-0, 0-0 SEC

Ranking: 1/1 (AP/Coaches)

Head Coach: Dawn Staley

Record at SC: 305-98 (13th)

Career Record: 477-178 (21st)

Top Returning Scorer: Aliyah Boston (12.5)

Top Returning Rebounder: Aliyah Boston (9.4)



COUGARS

0-0, 0-0 CAA

Ranking: -/- (AP/Coaches)

Head Coach: Robin Harmony

Record at CofC: 13-17 (2nd)

Career Record: 259-131 (14th)

Top Returning Scorer: Latrice Perkins (13.5)

Top Returning Rebounder: Arynn Eady (9.7)



SCHEDULE/RESULTS












Nov. 25	Charleston (SECN+)	Noon
<i>Women's Bad Boy Mowers Crossover Classic</i>		
Nov. 28	vs. South Dakota (FloHoops)	3:30 p.m.
Nov. 29	vs. Oklahoma (FloHoops)	3:30 p.m.
Nov. 30	vs. Gonzaga (FloHoops)	3:30 p.m.
Dec. 3	NC State (ESPN2)	7 p.m.
<i>SEC/Big 12 Challenge</i>		
Dec. 6	at Iowa State*	TBA
Dec. 17	Temple (SECN)	7 p.m.
Dec. 31	Ole Miss* (SECN)	6:30 p.m.
Jan. 4	at Alabama (SECN)	7 p.m.
Jan. 7	Georgia*	TBA
Jan. 10	at Kentucky*	TBA
Jan. 14	at Vanderbilt*	TBA
Jan. 18	Arkansas*	7 p.m.
Jan. 24	at LSU* (SECN)	1 p.m.
Jan. 28	at Mississippi State*	7 p.m.
Jan. 31	Alabama* (SECN)	3 p.m.
Feb. 4	at Auburn*	TBA
Feb. 8	at UConn	TBA
Feb. 11	Missouri* (SECN)	7 p.m.
Feb. 14	LSU* (SECN)	Noon
Feb. 18	at Tennessee (SECN)	7 p.m.
Feb. 21	Kentucky*	TBA
Feb. 25	Florida* (SECN)	7 p.m.
Feb. 28	at Texas A&M*	TBA
<i>SEC Tournament (Greenville, S.C.)</i>		
Mar. 3-7	SEC Tournament	TBA

All Times Listed as Eastern and are subject to change

* Indicates SEC Game

SECN is SEC Network; SECN+ is SEC Network online via ESPN app

2020-21 South Carolina Media Roster

0		<p>Olivia Thompson 5-8 • So. • Guard • Lexington, S.C.</p> <p>PPG 1.7 RPG 0.2 APG 0.2 FG% .317 FT% --</p>	<p>LAST GM: – NOTABLE: Hit at least one 3-pointer in eight of 22 games played in 2019-20 ... hit a pair of 3s at Ole Miss (Jan. 30) ... 2019 SCBCA Class 5A Player of the Year and SC HS Sports Report co-Statewide Player of the Year.</p>	<p>Career Highs Pts: 10 vs. Alabama St., 11/5/19 Ast: 2 vs. USC Upstate, 11/21/19 Stl: 1 vs. Arkansas, 3/7/20 Reb: 1, 4x, at Florida, 2/27/20 Min: 14 at Ole Miss, 1/30/20</p>
1		<p>Zia Cooke 5-9 • So. • Guard • Toledo, Ohio <i>ZY-uh COOK</i></p> <p>PPG 12.0 RPG 2.9 APG 1.8 FG% .386 FT% .712</p>	<p>LAST GM: – NOTABLE: Explosive, athletic guard who finds the rim and has great body control ... SEC All-Freshman Team ... 24 games of 10+ points, including five 20-point games ... Naismith and Wade Trophy Watch Lists.</p>	<p>Career Highs Pts: 27 at Dayton 11/13/19 Ast: 5 vs. USC Upstate, 11/21/19 Stl: 4 vs. USC Upstate, 11/21/19 Reb: 7 at Dayton, 11/13/19 Min: 36 at Kentucky, 2/23/20</p>
2		<p>Eniya Russell 6-1 • Fr. • Guard • Baltimore, Md. <i>ih-NYE-uh</i></p> <p>PPG -- RPG -- APG -- FG% -- FT% --</p>	<p>LAST GM: – NOTABLE: Great passer, can shoot deep 3, gets to the rim, strong pull-up game ... McDonald's All-American ... two-time first-team all-metro selection ... scored 14.9 points per game as a senior.</p>	<p>Career Highs Pts: — Ast: — Stl: — Reb: — Min: —</p>
3		<p>Destanni Henderson 5-7 • Jr. • Guard • Fort Myers, Fla. <i>DES-tuh-nee</i></p> <p>PPG 8.5 RPG 2.9 APG 2.8 FG% .416 FT% .651</p>	<p>LAST GM: – NOTABLE: Confident, explosive guard ... 2020 SEC All-Tournament Team, 2019 SEC All-Freshman Team ... 6th in SEC in A:TO (2.0) in league games ... seven career games of 5+ assists ... 18 career double-figure scoring games.</p>	<p>Career Highs Pts: 21 vs. Arkansas, 3/7/20 Ast: 8 vs. Kentucky, 1/2/20 Stl: 5 at Temple, 12/7/19 Reb: 7 vs. Vanderbilt, 2/17/20 Min: 32 vs. Baylor, 11/30/19</p>
4		<p>Aliyah Boston 6-5 • So. • For. • St. Thomas, U.S.V.I. <i>uh-LEE-uh</i></p> <p>PPG 12.5 RPG 9.4 BPG 2.6 FG% .608 FT% .738</p>	<p>LAST GM: – NOTABLE: Physical post who loves contact, good shooting range ... unanimous National Freshman of the Year ... 2020 Lisa Leslie Center of the Year ... SEC Def. Player of the Year ... Preseason All-America, Naismith and Wade Watch Lists.</p>	<p>Career Highs Pts: 21 vs. Mississippi St., 1/20/20 Blk: 10 vs. Alabama St., 11/5/19 Stl: 4 at Georgia, 1/26/20 Reb: 25 vs. Arkansas, 1/9/20 Min: 32, 2x, vs. Baylor, 11/30/19</p>
5		<p>Victoria Saxton 6-2 • Jr. • Forward • Rome, Ga. <i>vic-TAR-ee-uh</i></p> <p>PPG 5.4 RPG 3.9 BPG 1.3 FG% .570 FT% .574</p>	<p>LAST GM: – NOTABLE: Lithe, athletic forward, quick off the floor, great rebounder and shot blocker ... 6th in SEC in bpg (1.6) in league games ... 10+ points 6 times last season, 3+ block 8 times ... last 5 games, 2.0 bpg, 5.0 rpg.</p>	<p>Career Highs Pts: 19 vs. Arkansas, 2/3/19 Blk: 5 vs. Clemson, 11/15/18 Stl: 3, 2x, vs. Auburn, 2/13/20 Reb: 10 at Missouri, 1/16/20 Min: 27 vs. Kentucky, 2/21/19</p>
11		<p>Destiny Littleton 5-9 • Jr. • Guard • San Diego, Calif.</p> <p>PPG -- RPG -- APG -- FG% -- FT% --</p>	<p>LAST GM: – NOTABLE: Big guard, prolific scorer ... returning from procedure to alleviate chronic ankle issues while sitting out last season due to NCAA transfer rules ... started 12 of 33 games in 2018-19, averaging 8.4 points on 32.2% 3-pt shooting.</p>	<p>Career Highs Pts: 22 vs. Northwestern St., 12/29/18* Ast: 7 vs. Northwestern St., 12/29/18* Stl: 3, 2x, at Oklahoma St., 2/12/19* Reb: 8 vs. Iowa State, 3/10/19* Min: 34, 2x, vs. Kansas St., 2/17/19* <i>* indicates set prior to South Carolina</i></p>
12		<p>Brea Beal 6-1 • So. • Guard • Rock Island, Ill. <i>BREE</i></p> <p>PPG 6.1 RPG 5.4 APG 1.0 FG% .416 FT% .557</p>	<p>LAST GM: – NOTABLE: Big, physical guard who got even stronger in offseason ... brings intangibles, incredible competitiveness ... takes toughest defensive assignment ... 6 gms 10+ pts, 5 gms 10+ rebs. ... Cheryl Miller Award Watch List.</p>	<p>Career Highs Pts: 15 vs. Kentucky, 1/2/20 Ast: 4, 2x, vs. App State, 11/17/19 Stl: 3, 4x, vs. Miss. State, 1/20/20 Reb: 13 at Missouri, 1/16/20 Min: 32 vs. Indiana, 11/28/19</p>
15		<p>Laeticia Amihere 6-4 • So. • For. • Mississauga, Ontario <i>luh-TEE-shuh ah-MEE-hear</i></p> <p>PPG 4.7 RPG 3.9 BPG 1.1 FG% .417 FT% .541</p>	<p>LAST GM: – NOTABLE: Explosive, athletic forward with great length and wingspan (6'10") ... strong preseason, showing confidence and skills that made her No. 10 overall recruit in Class of 2019 ... vs. SEC – 5.6 ppg, 1.2 bpg (13th).</p>	<p>Career Highs Pts: 16 at Ole Miss, 1/30/20 Blk: 3, 4x, vs. Georgia, 3/6/20 Stl: 3 vs. Purdue, 12/15/19 Reb: 9, 2x, at Florida, 2/27/20 Min: 22 at Ole Miss, 1/26/20</p>
24		<p>LeLe Grissett 6-2 • Sr. • G/F • Durham, N.C. <i>LEE-lee grih-SET</i></p> <p>PPG 6.4 RPG 3.8 APG 1.2 FG% .626 FT% .730</p>	<p>LAST GM: – NOTABLE: Long, versatile and high-energy guard ... team-best field goal percentage in 2019-20 ... 7.7 ppg, 5.0 rpg in 2020 SEC Tournament ... 10 double-digit scoring games last season, including three of last six.</p>	<p>Career Highs Pts: 22 at Vanderbilt, 1/18/18 Ast: 4, 2x, vs. Arkansas, 3/7/20 Stl: 4, 2x, vs. Georgia, 3/6/20 Reb: 10 vs. Baylor, 12/2/18 Min: 29 vs. Tennessee, 1/14/18</p>
32		<p>Elysa Wesolek 6-1 • Jr. • Forward • Charleston, S.C. <i>uh-LISS-uh WES-uh-leck</i></p> <p>PPG 1.4 RPG 0.8 APG 0.2 FG% .379 FT% 1.00</p>	<p>LAST GM: – NOTABLE: Solid shooting forward ... played in 20 games in 2019-20, including 10 of 16 SEC contests ... has one double-figure scoring games in her career ... 2018 SCISA Miss Basketball.</p>	<p>Career Highs Pts: 10 vs. ETSU, 11/22/18 Ast: 1, 6x, at Missouri, 1/16/20 Stl: 2 vs. USC Upstate, 11/21/19 Reb: 2, 8x, vs. Auburn, 2/13/20 Min: 12 vs. Vanderbilt, 2/17/20</p>

QUICK FACTS

The University

Location: Columbia, S.C.

Founded: 1801

Enrollment: 33,176

Colors: Garnet (PMS 202C) and Black

Nickname: Gamecocks

Conference: Southeastern

President: Bob Caslen

Athletics Director: Ray Tanner

Facility: Colonial Life Arena (18,000)

Coaching Staff

Head Coach: Dawn Staley

Alma Mater: Virginia, 1992

Overall Record: 477-178 (21st season)

School Record: 305-98 (13th season)

Assoc. Head Coach, Alma Mater:

Lisa Boyer, Ithaca, 1979 (13th season)

Assistant Coaches, Alma Mater:

Fred Chmiel, Excelsior, 2001 (6th season)

Jolette Law, Iowa, 1990 (4th season)

Team Information

2019-20 Record: 32-1

Home: 15-0 Away: 12-0 Neutral: 5-1

SEC Record (Finish): 16-0 (1st)

Home: 8-0 Away: 8-0

Letterwinners Returning/Lost: 9/2

Starters Returning/Lost: 3/2

Program History

First Year of Women's Basketball: 1974-75

All-Time Record: 885-527 (47th season)

All-Time SEC Record: 192-67 (30th season)

NCAA Appearances (Last): 16 (2019)

NCAA Tournament Record: 28-14

2019 NCAA Result: Sweet 16, L, 68-93 vs. Baylor, Greensboro, N.C.

WNIT Appearances (Last): 4 (2011)

WNIT Record: 3-4

Media Relations

Women's Basketball Contact: Diana Koval

Office: 803.777.7977

Cell: 314.369.6050

Email: dkoval@mailbox.sc.edu

Press Row Phone: 803.777.6182

Women's Basketball on Social Media:

Twitter: @GamecockWBB

Instagram: @GamecockWBB

Facebook: @GamecockWBB

TikTok: @GamecockWBB

Head Coach on Social Media

Twitter: @DawnStaley

Instagram: @Staley05

Athletics Department on the Web

Website: GamecocksOnline.com

Twitter: @GamecocksOnline

Instagram: @GamecocksOnline

Facebook: Facebook.com/GamecocksOnline

YouTube: YouTube.com/GamecocksOnline

Five-Second Count

South Carolina women's basketball is in the midst of its most successful era, claiming at least 20 wins for the last nine seasons, including four 30-win seasons in the last six campaigns. The Gamecocks have played in the NCAA Elite Eight three times in the last five NCAA Tournaments, including winning the 2017 National Championship, and have been ranked in the AP Top 25 for 151 consecutive weeks. Staley led the Gamecocks to their on No. 1 rankings in program history (12 weeks in 2014-15, 10 weeks in 2019-20, 1 week in 2020-21), five SEC regular-season titles and five SEC Tournament championships.

Under Staley's leadership, six Gamecocks have earned All-America status, two have earned SEC Player of the Year honors and 19 have picked up All-SEC recognition at least once. Eight Gamecocks have been selected in the WNBA Draft in the last five years, including 2018 No. 1 overall pick Aja Wilson, who went on to become the Gamecocks' second-straight WNBA Rookie of the Year (2018) and the program's first WNBA MVP (2020).

CofC Series Notes

South Carolina holds a 16-9 edge in the all-time series against College of Charleston, including wins in the last nine meetings.

Today marks the fourth time the teams have played in the Dawn Staley era with the Gamecocks winning the first three outings, all played at Colonial Life Arena, by an average of 24.0 points.

The last time these teams met, South Carolina claimed a 69-43 victory on Dec. 5, 2017. The Gamecock defense set the tone early, allowing the Cougars just 10 points in the opening half to take a 34-10 lead into the locker room. The second half saw South Carolina out-score CofC by just 35-33.

Each team has just one holdover from that last meeting. Gamecock senior LeLe Grissett posted 10 points, six rebounds, three assists and two steals in here 14 minutes on the court. Cougar senior Lexi Maddox grabbed a rebound in six minutes of court time.

Home Sweet Home

The Gamecocks are 470-164 (.741) all-time in home games, including a 158-33 mark under head coach Dawn Staley. Her .827 winning percentage at home is second among the program's seven all-time head coaches (Pam Parsons (41-7) .854).

Playing in its 19th season at Colonial Life Arena, South Carolina boasts a 221-66 (.770) record in the building, including three undefeated seasons since 2013-14. Staley's share of that record is 155-33 (.824).

Ranking Review

The Gamecocks open the season at the top of both the AP Preseason Top 25 and USA Today Preseason Coaches' Poll for the first time in program history.

South Carolina has been ranked No. 1 in the last 11 AP Polls released, and their 23 weeks at No. 1 since the start of the 2013-14 season are third-most in the stretch.

Ranked in the AP Top 25 for the last 151 consecutive weeks, South Carolina has the fourth-longest active streak in the nation.

2020-21 AWARDS

Brea Beal

Cheryl Miller Award Watch List (Preseason)

Aliyah Boston

Naismith Trophy Watch List (Preseason)

Wade Trophy Watch List (Preseason)

Lisa Leslie Award Watch List (Preseason)

Preseason All-America (AP, Lindy's)

Preseason All-SEC First Team (Coaches, Media)

Zia Cooke

Naismith Trophy Watch List (Preseason)

Wade Trophy Watch List (Preseason)

Ann Meyers Drysdale Award Watch List (Preseason)

Preseason All-SEC Second Team (Coaches)

NATIONAL RANKINGS

Associated Press Poll (Preseason)

1. South Carolina	0-0
2. Stanford	0-0
3. UConn	0-0
4. Baylor	0-0
5. Louisville	0-0
6. Mississippi State	0-0
7. Arizona	0-0
8. NC State	0-0
9. UCLA	0-0
10. Oregon	0-0
11. Kentucky	0-0
12. Maryland	0-0
13. Texas A&M	0-0
14. Arkansas	0-0
15. Iowa State	0-0
16. Indiana	0-0
17. Northwestern	0-0
18. Oregon State	0-0
19. DePaul	0-0
20. Ohio State	0-0
21. Gonzaga	0-0
22. Notre Dame	0-0
23. Syracuse	0-0
24. Missouri State	0-0
25. Michigan	0-0

USA Today/WBCA Coaches' Poll (Preseason)

1. South Carolina	0-0
2. Stanford	0-0
3. UConn	0-0
4. Baylor	0-0
5. Louisville	0-0
6. NC State	0-0
7. Mississippi State	0-0
8. Arizona	0-0
9. Oregon	0-0
10. UCLA	0-0
11. Maryland	0-0
12. Kentucky	0-0
13. Texas A&M	0-0
14. Arkansas	0-0
15. Indiana	0-0
16. Northwestern	0-0
17. Oregon State	0-0
18. Iowa State	0-0
19. DePaul	0-0
20. Gonzaga	0-0
21. Syracuse	0-0
22. Ohio State	0-0
23. Notre Dame	0-0
24. Michigan	0-0
25. Missouri State	0-0

CURRENT STREAKS

	Total	Home	Road	Neut.
Overall	W26	W17	W15	W5
SEC	W16	W8	W13	—
Non-Conference	W10	W13	W4	W5
Ranked Teams	W12	W8	W3	W3

Schedule Strength

The Gamecocks' 24-game schedule includes nine games against teams ranked in both the AP Top 25 and USA Today Coaches' Poll in the preseason.

Four of those opponents are non-conference foes – No. 21 Gonzaga (Nov. 30), No. 9 NC State (Dec. 3), No. 15 Iowa State (Dec. 6) and No. 3 UConn (Feb. 8).

Four SEC teams are ranked in the preseason – No. 11 Kentucky (Jan. 10, Feb. 21), No. 14 Arkansas (Jan. 18), No. 6 Mississippi State (Jan. 28) and No. 13 Texas A&M (Feb. 28).

Preseason Props

A trio of Gamecocks have collected preseason honors from league and national affiliations.

Sophomore Aliyah Boston leads the way as an AP Preseason All-American, Naismith and Wade Trophy Watch Lists member, All-SEC First-Team selection by both the coaches and media and recognition on the Lisa Leslie Award watch list.

Sophomore Zia Cooke has received similar national recognition, earning spots on the watch lists for the Naismith and Wade Trophies and the Ann Meyers Drysdale Award. She was an All-SEC Preseason Second-Team selection by the league's coaches.

Sophomore Brea Beal broke through on the national scene as a member of the Cheryl Miller Small Forward of the Year Award watch list.

Oh Captain, My Captain

South Carolina named two team captains this season – Aliyah Boston and Victoria Saxton. It is the second season that Saxton has been a team captain.

Staley's Stand

In her 21st season as a head coach, Dawn Staley has a .728 (477-178) winning percentage, which ranks 13th in the nation among active head coaches with at least 10 seasons of experience. The unanimous 2020 National Coach of the Year, she became the first person to win both a Naismith Player of the Year Trophy and a Naismith Coach of the Year Trophy.

Leading the Gamecocks for the 13th season, Staley is the program's all-time winningest coach (305) with a program-record nine postseason appearances (8 NCAA/1 WNIT). She accounts for both of the Gamecocks' Final Four appearances (2015, 2017) and the first national championship in program history.

After winning five SEC regular-season titles, Staley has won 138 SEC games to rank second among active league coaches (Gary Blair, Texas A&M, 141) and sixth all-time. her 11.5 SEC wins average is the best all-time among coaches with at least 10 seasons in the league, and her .726 SEC winning percentage (138-52) is second only to Tennessee's Pat Summitt (.874) in league history.

Depth Squad

The power of the 2019-20 Gamecock team was its depth and the diversity of ways it could win games.

All nine returning Gamecocks this season scored in double figures at least once last season, including four who hit the mark at least four times.

Six returners played in every game in 2019-20, including three who started every game, and each averaged at least 5.4 points. Laetitia Amihere played in every game for which she was available as she missed four games while helping Team Canada qualify for the Tokyo Olympics.

U-S-A, U-S-A

Since the arrival of Staley in the 2008-09 season, South Carolina has solidified its relationship with USA Basketball. At least one Gamecock has donned the red, white and blue in each of the last six years of international competition (no events in 2020), and the group of nine Gamecocks, including three currently in the program, has helped 14 U.S. teams to gold medals, three more to silvers and another to bronze.

The participation streak is guaranteed to continue through 2021 as Staley was named Senior National Team Head Coach through the delayed Tokyo Olympics. The Gamecocks' head coach has led the U.S. to gold in the 2018 FIBA World Cup, earning her second USA Basketball National Coach of the Year award for her effort, and in the 2019 FIBA AmeriCup.

Sophomores Aliyah Boston and Zia Cooke were part of two gold-medal winning teams – 2018 FIBA U17 World Cup, 2017 FIBA U16 Americas Cup. Boston also picked up gold in the 2018 Youth Olympics 3x3 and the 2019 FIBA U19 World Cup.

Great Gamecock Fans

South Carolina has led the nation in attendance for the last six seasons, averaging at least 11,000 fans in each of those campaigns.

While the 2020-21 season will see far fewer fans in the stands around the nation due to restrictions in place to mitigate the COVID-19 pandemic, the Gamecocks still expect to be among the nation's leaders in attendance based on the fact that Colonial Life Arena is among the largest arenas in women's college basketball.

GAMES LED TEAM IN ...

Scoring	2020-21	Career	Record	Rebounding	2020-21	Career	Record	Assists	2020-21	Career	Record	
Zia Cooke	0	11	11-0	Aliyah Boston	0	25	25-0	Destanni Henderson	0	8	8-0	
Aliyah Boston	0	7	7-0	LeLe Grissett	0	9	6-3	Brea Beal	0	2	2-0	
Destanni Henderson	0	5	4-1	Brea Beal	0	4	4-0	Zia Cooke	0	2	2-0	
LeLe Grissett	0	3	3-0	Destiny Littleton	0	3*	1-2	Destiny Littleton	0	2*	2-0	
Destiny Littleton	0	3*	2-1	Victoria Saxton	0	3	3-0	Laetitia Amihere	0	1	1-0	
Laetitia Amihere	0	1	1-0	Laetitia Amihere	0	2	2-0	LeLe Grissett	0	1	1-0	
Brea Beal	0	1	1-0	Destanni Henderson	0	1	1-0	<i>Tied for team lead in each category included)</i>				
Victoria Saxton	0	1	1-0	<i>* indicates includes games prior to transfer to SC</i>								

MISCELLANEOUS STATS

Triple-Doubles	2020-21	Career	Record	10+ Points	2020-21	Career	Record	5+ Assists	2020-21	Career	Record
Aliyah Boston	0	1	1-0	Aliyah Boston	0	28	27-1	Destanni Henderson	0	7	7-0
Double-Doubles	2020-21	Career	Record	Zia Cooke	0	24	24-0	Destiny Littleton	0	1*	1-0
Aliyah Boston	0	13	13-0	Destanni Henderson	0	18	17-1	5+ Steals	2020-21	Career	Record
Brea Beal	0	1	1-0	LeLe Grissett	0	13	11-2	Destanni Henderson	0	1	1-0
LeLe Grissett	0	1	0-1	Destiny Littleton	0	12*	9-3	5+ Blocks	2020-21	Career	Record
Victoria Saxton	0	1	1-0	Victoria Saxton	0	8	8-0	Aliyah Boston	0	6	6-0
20+ Points	2020-21	Career	Record	Brea Beal	0	6	6-0	Victoria Saxton	0	1	1-0
Zia Cooke	0	5	5-0	Laetitia Amihere	0	4	4-0				
Aliyah Boston	0	2	2-0	Olivia Thompson	0	1	1-0				
LeLe Grissett	0	1	1-0	Elysa Wesolek	0	1	1-0				
Destanni Henderson	0	1	1-0	10+ Rebounds	2020-21	Career	Record				
Destiny Littleton	0	1*	1-0	Aliyah Boston	0	16	16-0				
				Brea Beal	0	5	5-0				
				LeLe Grissett	0	1	0-1				
				Victoria Saxton	0	1	1-0				

They Got Next

The Gamecocks signed the No. 1 recruiting class in the country in November as Staley and her staff added four signees from the Class of 2021. All four are ranked among the top 14 players in the class, including the Nos. 2, 3 and 4 entries.

Sania Feagin (6-3, F, Ellenwood, Ga.)

- No. 4 in Class of 2021
- 2021 Jersey Mike's Naismith Trophy Watch List
- 2020 Georgia Gatorade Player of the Year and 6A First-Team All-State
- 2019-20 stats: 17.2 ppg, 10.4 rpg, 3.6 bpg

Bree Hall (5-11, G, Dayton, Ohio)

- No. 14 in Class of 2021
- 2021 Jersey Mike's Naismith Trophy Watch List
- 2020 Div. I All-Ohio Second Team
- 2019-20 stats: 21.4 ppg, 7.4 rpg, .555 FG percentage

Raven Johnson (5-8, G, Atlanta, Ga.)

- No. 2 in Class of 2021
- 2021 Jersey Mike's Naismith Trophy Watch List
- 2020 Georgia All-Classification Player of the Year
- Led team to three straight state championships
- 2019-20 stats: 15.0 ppg, 3.9 apg, 4.3 spg

Saniya Rivers (6-0, G, Wilmington, N.C.)

- No. 14 in Class of 2021
- 2021 Jersey Mike's Naismith Trophy Watch List
- Two-time North Carolina Gatorade Player of the Year
- 2020 All-Area Player of the Year
- 2019-20 stats: 25.0 ppg, 11.7 rpg, 6.3 spg

2020-21 GAMECOCK ROSTER

No.	Name	Pos.	Ht.	Yr.	Hometown/Last School
0	Olivia Thompson	G	5-8	So.	Lexington, S.C./Lexington
1	Zia Cooke	G	5-9	So.	Toledo, Ohio/Rogers
2	Eniya Russell	G	6-1	Fr.	Baltimore, Md./Saint Vincent Pallotti
3	Destanni Henderson	G	5-7	Jr.	Fort Myers, Fla./Fort Myers
4	Aliyah Boston	F	6-5	So.	St. Thomas, U.S.V.I./Worcester (Mass.) Acad.
5	Victoria Saxton	F	6-2	Jr.	Rome, Ga./Model
11	Destiny Littleton	G	5-9	Jr.	San Diego, Calif./Texas
12	Breanna Beal	G	6-1	So.	Rock Island, Ill./Rock Island
15	Laeticia Amihere	F	6-3	So.	Mississauga, Ontario/Kings Way Christian
24	LeLe Grissett	G/F	6-2	Sr.	Durham, N.C./Hillside
32	Elysa Wesolek	F	6-1	Jr.	Charleston, S.C./Northwood Academy

Head Coach: Dawn Staley

Assoc. Head Coach: Lisa Boyer; **Assistant Coaches:** Fred Chmiel, Jolette Law

AROUND THE SEC



	SEC Games			Overall		
	W	L	Pct.	W	L	Pct.
Alabama	0	0	.000	0	0	.000
Arkansas	0	0	.000	0	0	.000
Auburn	0	0	.000	0	0	.000
Florida	0	0	.000	0	0	.000
Georgia	0	0	.000	0	0	.000
Kentucky	0	0	.000	0	0	.000
LSU	0	0	.000	0	0	.000
Mississippi State	0	0	.000	0	0	.000
Missouri	0	0	.000	0	0	.000
Ole Miss	0	0	.000	0	0	.000
South Carolina	0	0	.000	0	0	.000
Tennessee	0	0	.000	0	0	.000
Texas A&M	0	0	.000	0	0	.000
Vanderbilt	0	0	.000	0	0	.000

Today's Games

Oral Roberts at #14/14 Arkansas, Noon (SECN+)
 Samford at Alabama, 1 p.m. (SECN+)
 Grambling at Florida, 1 p.m. (SECN+)
 Murray State at #11/12 Kentucky, 1 p.m. (SECN+)
 Lamar at #13/13 Texas A&M, 1 p.m. (SECN+)
 Georgia at Mercer, 6 p.m. (ESPN+)
 USC Upstate at Auburn, 7 p.m. (SECN+)
 Northwestern State at Ole Miss, 7 p.m.

*Rankings are listed as AP/ESPN Poll
 All Times Eastern; TV Network in ()*

IN THE STALEY ERA

Wins

30-Win Seasons.....	4
25-Win Seasons.....	8
20-Win Seasons.....	9
Winning Seasons.....	10

National Rankings

Weeks in the AP Top 25.....	157
Weeks in the AP Top 10.....	112
Weeks in the AP Top 3.....	53
Weeks at AP No. 1.....	23

Postseason

NCAA Tournament Appearances.....	8
NCAA Sweet 16s.....	7
NCAA Final Fours.....	2
National Championships.....	1

In the SEC

Regular-Season Championships.....	5
Regular-Season Top 5 Finishes.....	10
Tournament Championships.....	5

THE LAST TIME...

INDIVIDUAL

Scored 50 Points

South Carolina 51, Jocelyn Penn vs. Stetson, 1/4/03
Opponent Never

Scored 40 Points

South Carolina 51, Jocelyn Penn vs. Stetson, 1/4/03
Opponent 46, Cornelia Gayden, LSU, 1/14/95

Scored 30 Points

South Carolina 31, Te'a Cooper vs. Drake, 11/28/18
Opponent 31, Napheesa Collier, at UConn, 2/11/19

Grabbed 20 Rebounds

South Carolina 25, Aliyah Boston vs. Arkansas, 1/9/20
Opponent 24, Teaira McCowan, at Mississippi State, 1/17/19

Grabbed 15 Rebounds

South Carolina 15, Aliyah Boston at Arkansas, 2/6/20
Opponent 18, Kiah Gillespie, Florida State, 3/24/19

Two Players with 20 or More Points

South Carolina Tyasha Harris 23/Aliyah Boston 21 vs. Mississippi St., 1/20/20
Opponent Alexis Tolefree 22/Ambler Ramirez 20, Arkansas, 1/9/20

Two Players with 10 or More Rebounds

South Carolina Brea Beal 11/Aliyah Boston 11 vs. Mississippi State, 3/8/20
Opponent Mia Davis 13/Lena Niang 11, at Temple, 12/7/19

Three or More Players with 10 or More Rebounds

South Carolina B. Beal 13/A. Boston 10/V. Saxton, at Mizzou, 1/16/20
Opponent W. Rolle 12/J. Breland 10/L. Broomfield 10, vs. North Carolina, 12/19/10

Had 10 Assists

South Carolina 10, Tyasha Harris vs. Mississippi State, 3/8/20
Opponent 12, Channise Lewis, Maryland, 11/18/18

Had Five Steals

South Carolina 5, Destanni Henderson at Temple, 12/7/19
Opponent 6, Cierra Dillard/5, Summer Hemphill, vs. Buffalo, 3/24/18

Had Five Blocked Shots

South Carolina 7, Aliyah Boston vs. LSU, 2/20/20
Opponent 9, Ae'Rianna Harris, Purdue, 12/15/19

Had 20 Points and 20 Rebounds

South Carolina A'ja Wilson (27 pts/24 rebs) vs. LSU, 2/22/18
Opponent Teaira McCowan (26 pts/24 rebs) at Mississippi State, 1/17/19

Had a Double-Double

South Carolina Brea Beal (12 pts/11 rebs) / Tyasha Harris (10 pts/10 rebs) vs. Mississippi State, 3/8/20
Opponent Rhyne Howard (24 pts/11 rebs), at Kentucky, 2/23/20

Two Players had a Double-Double

South Carolina Brea Beal (12 pts/11 rebs) / Tyasha Harris (10 pts/10 rebs) vs. Mississippi State, 3/8/20
Opponent Mia Davis (14 pts/13 rebs)/Asonah Alexander (10 pts/11 rebs), at Temple, 12/7/19

Three Players had a Double-Double

South Carolina Ashley Bruner (16 pts/12 rebs)/Aleighsa Welch (16 pts/ 11 rebs)/ Elem Ibiam (12 pts/10 rebs) vs. Kansas, 3/25/13
Opponent Shakira Austin (10 pts/16 rebs) / Kaila Charles (17 pts/10 rebs) / Channise Lewis (10 pts/12 assts), Maryland, 11/18/18

Had a Triple-Double

South Carolina Aliyah Boston (12 pts/12 rebs/10 blks) vs. Alabama State, 11/5/19
Opponent Never

TEAM

Scored 100 Points

South Carolina 100 at Florida, 2/27/20
Opponent 103, Clemson, 11/21/03

Won by 30 or More Points

South Carolina 100-67 (33) at Florida, 2/27/20
Opponent 66-34 (32), Georgia, 3/4/11

Shot 65% or Better from the Field

South Carolina .667 (36-54) at Vanderbilt, 1/18/18
Opponent Never

Shot 60% or Better from the Field

South Carolina .603 (35-58) at Georgia, 1/26/20
Opponent .604 (29-48), Vanderbilt, 1/18/01

Shot 50% or Better from the Field

South Carolina .592 (42-71) at Florida, 2/27/20
Opponent .521 (37-71), vs. Baylor, 3/30/19

No Players in Double-Figure Points

South Carolina at Auburn, 1/19/12
Opponent USC Upstate, 11/21/19

Five Players in Double-Figure Points

South Carolina vs. Arkansas, 3/7/20
Opponent at Alabama, 1/5/20

More Than Five Players in Double-Figure Points

South Carolina 6 vs. Kentucky, 1/2/20
Opponent 6 Maryland, 11/18/18

Faced AP Top-25 Opponent

Win 90-64 vs. No. 25 Arkansas, 3/7/20
Loss 57-71 vs. No. 17 Indiana, 11/28/19

Faced AP Top-10 Opponent

Win 76-62 vs. No. 9 Mississippi State, 3/8/20
Loss 74-89 at No. 7 Mississippi State, 1/17/19

Faced AP Top-5 Opponent

Win 70-52 vs. No. 5 UConn, 2/10/20
Loss 64-68 vs. No. 5 Mississippi State, 3/3/19

Faced AP No. 1 Team

Win Never
Loss 68-93 vs. Baylor, 3/30/19

Overtime Game

Win 58-55 vs. Drexel, 11/28/12
Loss 85-90 vs. Drake, 11/24/18

Double-Overtime Game

Win 82-73 at Purdue, 12/16/18
Loss 92-94 at Clemson, 11/19/09

South Carolina Was Ranked (AP Poll)

No. 1 2020-21 Preseason
Top 5 No. 4, 1/6/20
Top 10 No. 6, 12/2/19
Top 25 No. 15, 3/19/19

SOUTH CAROLINA SINGLE-QUARTER RECORDS

TEAM			INDIVIDUAL		
Scoring			Scoring		
Most		Points	Highest Percentage	FGM-A	Pct
1. vs. Saint Peter's, 11/22/16, 1st qtr.		37	1. vs. Kentucky, 3/5/16, 4th qtr.	11-13	.846
2. at Vanderbilt, 1/12/20, 3rd qtr.		36	2. at Kentucky, 1/21/18, 3rd qtr.	9-11	.818
vs. Alabama State, 3rd qtr.		36	3. vs. Belmont, 3/22/19, 3rd qtr.	13-16	.813
4. vs. App State, 11/17/19, 1st qtr.		35	vs. Quinnipiac, 3/25/17, 3rd qtr.	13-16	.813
vs. Arkansas, 3/8/19, 3rd qtr.		35	5. vs. Hampton, 12/16/15, 3rd qtr.	8-10	.800
at Arkansas, 2/3/19, 4th qtr.		35			
vs. Arkansas, 1/3/16, 2nd qtr.		35	Lowest Percentage	FGM-A	Pct
Fewest		Points	1. vs. Georgia, 1/12/17, 2nd qtr.	1-12	.083
1. vs. App State, 12/5/18, 4th qtr.		5	2. vs. UCLA, 12/18/16, 1st qtr.	2-15	.133
2. vs. Indiana, 11/28/19, 4th qtr.		6	3. vs. Stanford, 3/31/17, 2nd qtr.	2-14	.143
vs. St. John's, 11/25/17, 2nd qtr.		6	4. vs. Indiana, 11/28/19, 4th qtr.	2-13	.154
vs. Stanford, 3/31/17, 2nd qtr.		6	vs. App State, 12/5/18, 4th qtr.	2-13	.154
vs. UCLA, 12/18/16, 1st qtr.		6	Lowest Percentage Allowed	FGM-A	Pct
Fewest Allowed		Points	1. at Ole Miss, 1/30/20, 1st qtr.	0-9	.000
1. at Ole Miss, 1/30/20, 1st qtr.		0	vs. Purdue, 12/15/19, 4th qtr.	0-8	.000
2. vs. UConn, 2/10/20, 1st qtr.		2	3. vs. App State, 11/17/19, 1st qtr.	1-18	.056
3. vs. App State, 11/17/19, 1st qtr.		3	vs. CofC, 12/5/17, 2nd qtr.	1-18	.056
vs. Belmont, 3/22/19, 2nd qtr.		3	vs. St. John's, 11/25/17, 1st qtr.	1-17	.059
vs. Savannah State, 12/17/17, 3rd qtr.		3	Highest Percentage Allowed	FGM-A	Pct
Most Allowed		Points	1. vs. Drake, 11/24/18, 2nd qtr.	11-13	.846
1. vs. Baylor, 12/2/18, 1st qtr.		32	2. at LSU, 1/15/17, 2nd qtr.	9-12	.750
at Maryland, 11/13/17, 4th qtr.		32	3. vs. Tennessee, 1/14/18, 2nd qtr.	8-11	.727
vs. Kentucky, 2/26/17, 4th qtr.		32	vs. Quinnipiac, 3/25/17, 2nd qtr.	8-11	.727
4. vs. Arkansas, 3/8/19, 3rd qtr.		30	5. vs. Connecticut, 3/26/18, 2nd qtr.	10-14	.714
vs. Connecticut, 3/26/18, 1st qtr.		30	at Missouri, 1/7/18, 4th qtr.	5-7	.714
vs. Syracuse, 3/25/16, 4th qtr.		30	Rebounding		
Margin of Difference			Total		Rebs
Lead	Score	Margin	1. vs. Arkansas, 3/7/20, 4th qtr.		28
1. vs. Alabama State, 11/5/19, 3rd qtr.	36-9	+37	2. at Ohio State, 11/14/16, 1st qtr.		20
2. vs. App State, 11/17/19, 1st qtr.	35-3	+32	3. vs. Arkansas, 1/9/20, 3rd qtr.		19
3. vs. USC Upstate, 11/21/19, 3rd qtr.	33-7	+26	vs. Arkansas, 1/9/20, 1st qtr.		19
vs. Arkansas, 1/3/16, 2nd qtr.	35-9	+26	vs. Purdue, 12/15/19, 4th qtr.		19
4. vs. Saint Peter's, 11/22/16, 1st qtr.	37-12	+25	vs. CofC, 12/5/17, 1st qtr.		19
5. vs. USC Upstate, 11/21/19, 1st qtr.	33-9	+24	Margin	Rebs	Margin
Deficit	Score	Margin	1. vs. Arkansas, 3/7/20, 4th qtr.	21-5	+16
1. vs. UConn, 2/1/18, 2nd qtr.	8-29	-21	2. at Alabama, 2/22/16, 4th qtr.	18-3	+15
2. at Tennessee, 2/15/18, 3rd qtr.	9-29	-20	3. vs. Arkansas, 1/25/18, 1st qtr.	18-4	+14
3. vs. Baylor, 12/2/18, 1st qtr.	13-32	-19	vs. Clemson, 12/15/16, 2nd qtr.	18-4	+14
at Mississippi State, 2/5/18, 4th qtr.	9-28	-19	5. vs. Arkansas, 1/9/20, 1st qtr.	19-6	+13
5. vs. Indiana, 11/28/19, 4th qtr.	6-24	-18	vs. Purdue, 12/15/19, 2nd qtr.	18-5	+13
vs. Connecticut, 3/26/18, 1st qtr.	12-30	-18	vs. CofC, 12/5/17, 1st qtr.	19-6	+13
			vs. Saint Peter's, 11/22/16, 1st qtr.	16-3	+13
			vs. Hampton, 12/16/15, 4th qtr.	15-2	+13
Field Goals					
Made		FGM			
1. at Florida, 2/27/20, 1st qtr.		15			
vs. Saint Peter's, 11/22/16, 1st qtr.		15			
3. vs. App State, 11/17/19, 1st qtr.		14			
vs. Notre Dame, 11/26/17, 4th qtr.		14			
vs. Arkansas, 1/3/16, 2nd qtr.		14			
Attempts		FGA			
1. vs. Arkansas, 3/7/20, 4th qtr.		28			
2. vs. Arkansas, 1/9/20, 3rd qtr.		25			
3. vs. Tennessee, 2/2/20, 1st qtr.		23			
at Vanderbilt, 1/12/20, 1st qtr.		23			
5. at Florida, 2/27/20, 1st qtr.		22			
at Arkansas, 2/6/20, 1st qtr.		22			
vs. App State, 11/17/19, 1st qtr.		22			
vs. CofC, 12/5/17, 1st qtr.		22			
at Auburn, 1/5/17, 1st qtr.		22			

STALEY-ERA TEAM RECORDS

Scoring

Most	Points
1. vs. Savannah State, 12/14/14	111
2. at Alabama, 1/8/15	102
3. vs. ETSU, 11/22/18	101
vs. Western Carolina, 11/30/17	101
5. vs. Quinnipiac, 3/25/17	100

Fewest	Points
1. at Stanford, 11/26/10	32*
2. vs. Georgia, 3/4/11	34
3. vs. Mississippi State, 3/5/09	39
4. at Georgia, 1/13/13	40
5. at Mississippi State, 2/26/09	41

Fewest Allowed	Points
1. vs. South Carolina State, 12/14/11	21
2. vs. Presbyterian, 11/27/11	24
3. vs. NC Central, 12/1/14	26
vs. SC State, 12/22/13	26
5. vs. NC Central, 12/2/13	27

Most Allowed	Points
1. at Connecticut, 2/11/19	97
2. vs. Arkansas, 3/8/19	95
3. vs. Baylor, 12/2/18	94
vs. Connecticut, 3/26/18	94
at Clemson, 11/19/09	94

Margin of Outcome

Victory	Score	Margin
1. vs. Charleston Southern, 11/8/13	99-29	+70
2. vs. Alabama State, 11/10/17	99-31	+68
vs. NC Central, 12/1/14	90-26	+64
4. vs. Savannah State, 12/14/14	111-49	+62
5. vs. Savannah State, 12/17/17	99-38	+61

Defeat	Score	Margin
1. at Stanford, 11/26/10	32-70	-38
2. vs. Georgia, 3/4/11	34-66	-32
3. vs. Stanford, 12/19/08	47-78	-31
4. at Penn State, 11/21/10	48-78	-30
5. vs. Connecticut, 3/26/18	65-94	-29
vs. Connecticut, 12/28/08	48-77	-29

Field Goals

Made	FGM
1. vs. Savannah State, 12/17/17	39
vs. Western Carolina, 11/30/17	39
vs. Charleston Southern, 11/8/13	39
4. vs. Minnesota, 12/11/16	38
vs. Savannah State, 12/14/14	38
vs. Clemson, 11/20/14	38

Attempts	FGA
1. vs. Arkansas, 3/7/20	82
2. at Arkansas, 2/3/19	80
3. vs. Penn State, 11/20/11	76
4. vs. Arkansas, 1/25/18	75
5. at Clemson, 11/19/09	74

Highest Percentage (Min. 40 FGA)	FGM-A	Pct
1. at Vanderbilt, 1/18/18	36-54	.667
2. vs. Savannah State, 3/20/15	34-53	.642
3. at Alabama, 1/8/15	37-58	.638
4. vs. Kentucky, 2/26/17	34-55	.618
5. vs. Florida State, 3/29/15	30-49	.612

Lowest Percentage (Min. 40 FGA)	FGM-A	Pct
1. at Stanford, 11/26/10	12-55	.218
2. vs. Georgia, 3/4/11	12-52	.231
3. at Florida, 1/20/13	15-64	.234
4. at Kentucky, 2/5/09	13-55	.236
5. at Georgia, 1/2/11	13-54	.241

Lowest %age Allowed (Min. 40 FGA)	FGM-A	Pct
1. vs. South Carolina State, 12/14/11	6-48	.125
2. vs. NC Central, 12/2/13	8-50	.160
3. vs. Charleston Southern, 11/8/13	10-54	.185
4. vs. Arkansas, 3/6/15	11-57	.193
vs. Hampton, 11/22/12	11-57	.193

Highest %age Allowed (Min. 40 FGA)	FGM-A	Pct
1. vs. Connecticut, 3/26/18	37-63	.587
2. vs. Connecticut, 2/11/19	37-65	.569
3. vs. Connecticut, 12/28/08	35-62	.565
vs. Florida, 1/9/11	26-46	.565
5. vs. Tennessee, 1/14/18	31-55	.564

3-Point Field Goals

Made	3FGM
1. vs. Minnesota, 12/11/16	16
2. vs. Temple, 12/21/18	15
3. vs. Appalachian State, 12/5/18	14
at Auburn, 1/5/17	14
5. vs. Arkansas, 3/7/20	12
vs. Kentucky, 3/5/16	12

Attempts	3FGA
1. vs. Minnesota, 12/11/16	33
2. vs. Syracuse, 3/25/16	32
3. vs. Temple, 12/21/18	31
4. vs. Drake, 11/24/18 (includes overtime)	30
5. vs. Arkansas, 3/7/20	29
vs. Penn State, 11/20/11	29

Percentage (Min. 5 3FGA)	3FGM-A	Pct
1. vs. ETSU, 11/22/18	11-16	.688
2. vs. Kentucky, 2/18/18	6-9	.667
vs. Oregon State, 3/25/14	4-6	.667
vs. Ole Miss, 1/30/14	4-6	.667
vs. Savannah State, 12/28/13	4-6	.667
vs. Western Carolina, 12/29/12	6-9	.667
at Alabama, 1/10/10	8-12	.667
vs. Charlotte, 12/21/08	8-12	.667

Free Throws

Made	FTM
1. vs. Savannah State, 12/14/14	34
vs. Oregon State, 3/25/14	34
3. vs. Missouri, 1/10/16	32
vs. Ole Miss, 1/30/14	32
at Mississippi State, 1/6/12	32

Attempts	FTA
1. at Mississippi State, 1/6/13	50
2. vs. Savannah State, 12/28/13	48
3. vs. Savannah State, 12/14/14	47
4. vs. Missouri, 2/2/14	46
5. vs. Seton Hall, 11/17/13	44
vs. South Carolina State, 12/21/12	44

Percentage (Min. 10 FTA)	FTM-A	Pct
1. vs. Quinnipiac, 3/25/17	18-19	.947
2. at Texas A&M, 2/23/17	15-16	.923
3. vs. Kentucky, 2/18/18	23-25	.920
4. vs. Temple, 12/21/18	11-12	.917
5. vs. Mississippi State, 3/4/18	10-11	.909
vs. Alabama, 1/19/14	10-11	.909

Rebounding

Total	Rebs
1. vs. Arkansas, 1/25/18	62
vs. College of Charleston, 11/14/13	62
3. vs. Arkansas, 3/7/20	60
4. at Florida, 1/20/13	59
5. at Alabama, 2/22/16	58

Margin	Rebs	Margin
1. vs. Savannah State, 12/14/14	56-21	+35
2. vs. Hampton, 12/16/15	52-19	+33
3. vs. Arkansas, 1/25/18	62-31	+31
4. at Alabama, 2/7/13	53-24	+29
5. at Alabama, 2/22/16	58-31	+28

Offensive	Off. Rebs
1. vs. Elon, 11/9/12	29
2. vs. Arkansas, 3/7/20	28
3. vs. Arkansas, 1/25/18	27
vs. College of Charleston, 11/23/11	27
5. vs. Kansas, 3/25/13	26
at Florida, 1/20/13	26

Turnovers

Fewest	TOs
1. at Tennessee, 2/2/12	4
2. at Ole Miss, 1/4/18	5
vs. UNC Asheville, 3/17/17	5
vs. Vanderbilt, 2/16/17	5
vs. CSU Bakersfield, 11/28/15	5
at Clemson, 11/18/15	5
vs. Syracuse, 11/28/14	5
vs. Tennessee, 2/23/15	5
at Missouri, 2/28/13	5
vs. Georgia, 3/2/12	5
vs. Ole Miss, 3/3/11	5

Most	TOs
1. at Wake Forest, 12/3/08	32
2. at Ole Miss, 2/25/16	29
vs. Hampton, 11/22/12	29
vs. Kentucky, 1/15/12	29
5. at Kentucky, 1/13/11	28

Assists

1. vs. Minnesota, 12/11/16	29
2. vs. NC Central, 12/1/14	26
3. vs. Winthrop, 12/13/15	25
vs. UNCG, 11/15/15	25
vs. San Diego State, 11/23/14	25
vs. Clemson, 11/20/14	25
vs. Alabama, 1/19/14	25
vs. Charleston Southern, 11/8/13	25

Steals

1. at Alabama State, 11/11/18	22
2. vs. Alabama State, 11/10/17	21
vs. NC Central, 12/1/14	21
vs. Furman, 12/11/11	21
5. vs. San Diego State, 11/23/14	18

Blocked Shots

1. vs. Clemson, 11/15/18	16*
vs. Winthrop, 12/13/15	16*
3. vs. Arkansas, 3/6/15	15
4. at Mississippi State, 2/6/14	14
vs. Kentucky, 1/9/14	14

* indicates also a school record

THE STAT CREW SYSTEM
South Carolina Combined Team Statistics (as of Mar 26, 2020)
All games

RECORD:	OVERALL	HOME	AWAY	NEUTRAL
ALL GAMES	32-1	15-0	12-0	5-1
CONFERENCE	16-0	8-0	8-0	0-0
NON-CONFERENCE	16-1	7-0	4-0	5-1

##	Player	gp-gs	min	Total		3-Point		F-Throw		Rebounds			pf	dq	a	to	blk	stl	pts	avg				
				fg-fga	fg%	3fg-fga	3fg%	ft-fga	ft%	off	def	tot									avg			
21	HERBERT HARRIGAN	33-33	861	26.1	168-332	.506	20-46	.435	76-91	.835	49	135	184	5.6	53	0	45	46	58	22	432	13.1		
04	BOSTON, Aliyah	33-33	786	23.8	174-286	.608	2-12	.167	62-84	.738	117	193	310	9.4	68	1	34	37	86	42	412	12.5		
01	COOKE, Zia	33-33	876	26.5	139-360	.386	40-112	.357	79-111	.712	31	64	95	2.9	52	0	61	58	7	36	397	12.0		
52	HARRIS, Tyasha	33-33	947	28.7	146-343	.426	38-99	.384	66-77	.857	14	100	114	3.5	38	1	189	68	3	53	396	12.0		
03	HENDERSON, Destan	33-0	774	23.5	104-250	.416	32-99	.323	41-63	.651	20	75	95	2.9	28	0	93	63	2	41	281	8.5		
24	GRISSETT, LeLe	33-0	560	17.0	82-131	.626	0-2	.000	46-63	.730	69	57	126	3.8	47	0	40	34	23	30	210	6.4		
12	BEAL, Brea	33-33	702	21.3	72-173	.416	13-45	.289	44-79	.557	59	118	177	5.4	48	0	34	46	27	27	201	6.1		
05	SAXTON, Victaria	33-0	512	15.5	69-121	.570	0-0	.000	39-68	.574	52	76	128	3.9	60	0	10	28	43	29	177	5.4		
15	AMIHERE, Laeticia	29-0	372	12.8	48-115	.417	7-13	.538	33-61	.541	42	72	114	3.9	58	1	16	45	33	18	136	4.7		
00	THOMPSON, Olivia	22-0	111	5.0	13-41	.317	11-36	.306	0-0	.000	1	3	4	0.2	5	0	5	4	1	1	37	1.7		
32	WESOLEK, Elysa	20-0	99	5.0	11-29	.379	4-13	.308	2-2	1.000	4	12	16	0.8	11	0	4	9	1	3	28	1.4		
Team											85	88	173											
Total.....		33	6600		1026-2181	.470	167-477	.350	488-699	.698	543	993	1536	46.5	468	3	531	446	284	302	2707	82.0		
Opponents.....		33	6600		704-2112	.333	149-488	.305	295-415	.711	436	692	1128	34.2	602	16	311	523	119	201	1852	56.1		

TEAM STATISTICS	SC	OPP	Date	Opponent	Score	Att.
SCORING	2707	1852	11/05/19	ALABAMA STATE	w 103-43	10586
Points per game	82.0	56.1	11/10/19	at #4/5 Maryland	w 63-54	7447
Scoring margin	+25.9	-	11/13/19	at Dayton	w 75-49	2331
FIELD GOALS-ATT	1026-2181	704-2112	11/17/19	APPALACHIAN STATE	w 92-50	10498
Field goal pct	.470	.333	11/21/19	USC UPSTATE	w 112-32	10052
3 POINT FG-ATT	167-477	149-488	11/24/19	at Clemson	w 84-48	2830
3-point FG pct	.350	.305	@ 11/28/19	vs #17/23 Indiana	L 57-71	1924
3-pt FG made per game	5.1	4.5	@ 11/29/19	vs Washington State	w 68-53	1806
FREE THROWS-ATT	488-699	295-415	@ 11/30/19	vs #2/2 Baylor	w 74-59	2424
Free throw pct	.698	.711	12/07/19	at Temple	w 78-71	1802
F-Throws made per game	14.8	8.9	12/15/19	PURDUE	w 85-49	11306
REBOUNDS	1536	1128	12/19/19	DUKE	w 89-46	11024
Rebounds per game	46.5	34.2	12/22/19	#25/21 SOUTH DAKOTA	w 73-60	10505
Rebounding margin	+12.4	-	* 01/02/20	#13/13 KENTUCKY	w 99-72	12261
ASSISTS	531	311	* 01/05/20	at Alabama	w 93-78	2168
Assists per game	16.1	9.4	* 01/09/20	#21/21 ARKANSAS	w 91-82	10234
TURNOVERS	446	523	* 01/12/20	at Vanderbilt	w 93-57	2447
Turnovers per game	13.5	15.8	* 01/16/20	at Mizzou	w 78-45	3576
Turnover margin	+2.3	-	* 01/20/20	#9/9 MISSISSIPPI ST	w 81-79	13163
Assist/turnover ratio	1.2	0.6	* 01/26/20	at Georgia	w 88-53	6047
STEALS	302	201	* 01/30/20	at Ole Miss	w 87-32	1225
Steals per game	9.2	6.1	* 02/02/20	#22/22 TENNESSEE	w 69-48	13735
BLOCKS	284	119	* 02/06/20	at #25/- Arkansas	w 86-65	2452
Blocks per game	8.6	3.6	02/10/20	#5/6 UCONN	w 70-52	18000
ATTENDANCE	183272	73090	* 02/13/20	AUBURN	w 79-53	11417
Home games-Avg/Game	15-12218	12-3418	* 02/17/20	VANDERBILT	w 95-44	11249
Neutral site-Avg/Game	-	6-5346	* 02/20/20	LSU	w 63-48	11242
			* 02/23/20	at #14/16 Kentucky	w 67-58	7174
			* 02/27/20	at Florida	w 100-67	1512
Score by Periods	1st	2nd	3rd	4th	Totals	
South Carolina	747	626	733	601	2707	
Opponents	373	470	494	515	1852	
						* 03/01/20
						#12/14 TEXAS A&M
						w 60-52
						18000
						^ 03/06/20
						vs Georgia
						w 89-56
						6710
						^ 03/07/20
						vs #25/- Arkansas
						w 90-64
						9244
						^ 03/08/20
						vs #9/9 Mississippi St
						w 76-62
						9971

* = Conference game

@ = Paradise Jam (St. Thomas, U.S.V.I.)

^ = SEC Tournament (Greenville, S.C.)