

GAME 4 | THURSDAY, DECEMBER 3, 2020

#1/1 SOUTH CAROLINA (3-0) VS. #8/6 NC STATE (2-0)

7 P.M. | COLUMBIA, S.C. | COLONIAL LIFE ARENA (3,500)

TV: ESPN2 | RADIO: 107.5 THE GAME
 LIVE STATS: GAMECOCKS.STATBROADCAST.COM

ABOUT TONIGHT'S GAME

- South Carolina and NC State have met four times in the Dawn Staley era with the Gamecocks winning the first three and the Wolfpack claiming the most recent matchup – 55-53 on Dec. 4, 2011, in Raleigh.
- The Wolfpack leads the all-time series 19-11. Prior to tonight, four games of the series have seen both teams ranked in the top 10. The Gamecocks won the first three of those games, all played in the 1979-80 season.
- Under Staley, the Gamecocks are 77-61 against ranked opponents, including a 61-14 mark when they are ranked higher than their opponent. In the last six seasons, they are 23-16 against top-10 opponents.

GAMECOCK NOTABLES

- South Carolina's 93.0 points per game ranks 20th in the nation and comes on the heels of last season's program-record 82.0 points per game. The Gamecocks have scored at least 79 points in each of their first three games this season.
- The Gamecocks have been most dominant in the third quarter this season, averaging 28.3 points and out-scoring their opponents by an average of 16.0 points in the period. Two of the team's four 30-point quarters have come in the third.
- South Carolina is out-scoring opponents in the paint this season 53.3-32.7 (+20.6). Field goals in the paint account for 84.6 percent of the team's total, and 68.2 percent of those have been made by guards.
- Junior guard Destanni Henderson was named the SEC Player of the Week this week after capturing Bad Boy Mowers Crossover Classic MVP honors. She poured in 21.0 points per game on 58.3 percent shooting at the tournament. Against South Dakota, Henderson was one rebound shy of her first career double-double. She scored all of her career-high 23 points against #21/20 Gonzaga in the second half, including hitting four of the team's six free throw attempts in the final minute to seal the victory and the tournament title.
- Sophomores Aliyah Boston and Zia Cooke have been named to the preseason watch lists for all three National Player of the Year Awards.
- Boston has been getting the lion's share of the attention from opposing defenses this season but has still scored in double figures in every game, shooting 50.0 percent from the field.

3 The Gamecocks' three returning starters are all on the watch lists for their national positional awards.	7.3 South Carolina ranks 11th in the country with 7.3 blocked shots per game.	8 Eight Gamecocks are shooting at least 50.0 percent from the field this season, including four of five starters.
9 South Carolina's 23-game schedule features nine games against teams ranked in the preseason top 25.	12 The Gamecocks have been ranked No. 1 in each of the last 12 AP Polls to be released, dating back to Jan. 14, 2020. It matches the longest streak in program history.	53.3 South Carolina is averaging 53.3 points in the paint per game this season, including 44.0 against ranked opponents.

GAMECOCKS

3-0, 0-0 SEC

Ranking: 1/1 (AP/Coaches)

Head Coach: Dawn Staley

Record at SC: 308-98 (13th)

Career Record: 480-178 (21st)

Top Scorer: Destanni Henderson, Zia Cooke (17.7)

Top Rebounder: Aliyah Boston (8.3)



WOLFPACK

2-0, 0-0 ACC

Ranking: 8/6 (AP/Coaches)

Head Coach: Wes Moore

Record at NCSU: 170-62 (8th)

Career Record: 728-231 (32nd)

Top Scorer: Kai Crutchfield (15.5)

Top Rebounder: Kayla Jones (6.5)



SCHEDULE/RESULTS

Nov. 25 Charleston (SECN+) 119-38

Women's Bad Boy Mowers Crossover Classic

Nov. 28 vs. South Dakota (FloHoops) W, 81-71

Nov. 29 vs. #21/20 Gonzaga (FloHoops) W, 79-72

Dec. 3 #8/6 NC State (ESPN2) 7 p.m.

SEC/Big 12 Challenge

Dec. 6 at Iowa State (ESPN) Noon

Dec. 17 Temple (SECN) 7 p.m.

Dec. 31 Ole Miss* (SECN) 6:30 p.m.

Jan. 4 at Alabama (SECN) 7 p.m.

Jan. 7 Georgia* TBA

Jan. 10 at Kentucky* TBA

Jan. 14 at Vanderbilt* TBA

Jan. 18 Arkansas* 7 p.m.

Jan. 24 at LSU* (SECN) 1 p.m.

Jan. 28 at Mississippi State* 7 p.m.

Jan. 31 Alabama* (SECN) 3 p.m.

Feb. 4 at Auburn* TBA

Feb. 8 at UConn TBA

Feb. 11 Missouri* (SECN) 7 p.m.

Feb. 14 LSU* (SECN) Noon

Feb. 18 at Tennessee (SECN) 7 p.m.

Feb. 21 Kentucky* TBA

Feb. 25 Florida* (SECN) 7 p.m.

Feb. 28 at Texas A&M* TBA

SEC Tournament (Greenville, S.C.)

Mar. 3-7 SEC Tournament TBA

All Times Listed as Eastern and are subject to change












** indicates SEC Game*

SECN is SEC Network; SECN+ is SEC Network online via ESPN app

TALE OF THE TAPE

SOUTH CAROLINA	93.0	.497	.344	.615	24.0	60.3	.362	.207	+20.0	15.0	+1.7	7.3	8.0
	Points	FG%	3FG%	FT%	FTM per Game	Scoring Def.	FG% Def.	3FG% Def.	Reb. Margin	Assists	TO Margin	Blocks	Steals
NC STATE	100.5	.577	.413	.750	12.0	67.5	.395	.359	+19.0	21.5	+3.0	3.0	11.5

2020-21 South Carolina Media Roster

0		<p>Olivia Thompson 5-8 • So. • Guard • Lexington, S.C.</p> <p>PPG 4.0 RPG 0.0 APG 0.0 FG% .600 FT% —</p>	<p>LAST GM: 3 pts, 6 mins vs. South Dakota NOTABLE: Has played in two games this season, hitting a 3 in each ... hit a pair of 3s at Ole Miss (Jan. 30) ... 2019 SCBCA Class 5A Player of the Year and SC HS Sports Report co-Statewide Player of the Year.</p>	<p>Career Highs Pts: 10 vs. Alabama St., 11/5/19 Ast: 2 vs. USC Upstate, 11/21/19 Jan: 1 vs. Arkansas, 3/7/20 Reb: 1, 4x, at Florida, 2/27/20 Min: 14 at Ole Miss, 1/30/20</p>
1		<p>Zia Cooke 5-9 • So. • Guard • Toledo, Ohio <i>ZY-uh COOK</i></p> <p>PPG 17.7 RPG 3.3 APG 2.7 FG% .386 FT% .765</p>	<p>LAST GM: 16 pts, 4 rebs, 4 assts vs. Gonzaga NOTABLE: Explosive, athletic guard who finds the rim and has great body control ... 14th in SEC in ppg ... 10th in SEC in 3s/gm (2.0) ... SEC All-Freshman Team ... Naismith, Wade and Wooden Watch Lists.</p>	<p>Career Highs Pts: 27 at Dayton 11/13/19 Reb: 7 at Dayton, 11/13/19 Ast: 5 vs. USC Upstate, 11/21/19 Stl: 4 vs. USC Upstate, 11/21/19 Min: 36, 2x, S. Dakota, 11/28/20</p>
2		<p>Eniya Russell 6-1 • Fr. • Guard • Baltimore, md. <i>ih-NYE-uh</i></p> <p>PPG 8.0 RPG 2.0 APG 1.5 FG% .500 FT% .625</p>	<p>LAST GM: 2 pts, 1 assts, 11 mins vs. S. Dakota NOTABLE: Great passer, can shoot deep 3, gets to the rim, strong pull-up game ... played in 2 games this season, hitting 10+ points in debut ... McDonald's All-American ... scored 14.9 points per game as a senior.</p>	<p>Career Highs Pts: 14 vs. Charleston, 11/25/20 Reb: 4 vs. Charleston, 11/25/20 Ast: 2 vs. Charleston, 11/25/20 Stl: — Min: 20 vs. Charleston, 11/25/20</p>
3		<p>Destanni Henderson 5-7 • Jr. • Guard • Fort Myers, Fla. <i>DES-tuh-nee</i></p> <p>PPG 17.7 RPG 6.0 APG 3.3 FG% .581 FT% .750</p>	<p>LAST GM: 23 pts, 3 rebs, 2 assts vs. Gonzaga NOTABLE: Confident, explosive guard ... 14th in SEC in ppg, 12th in FG% ... 21.0 ppg in Crossover Classic to earn MVP ... 2020 SEC All-Tournament Team, 2019 SEC All-Freshman Team ... seven career games of 5+ assists.</p>	<p>Career Highs Pts: 23 vs. Gonzaga, 11/29/20 Reb: 9 vs. S. Dakota, 11/28/20 Ast: 8 vs. Kentucky, 1/2/20 Stl: 5 at Temple, 12/7/19 Min: 33 vs. Gonzaga, 11/29/20</p>
4		<p>Aliyah Boston 6-5 • So. • For. • St. Thomas, U.S.V.I. <i>uh-LEE-uh</i></p> <p>PPG 11.0 RPG 8.3 BPG 0.7 FG% .500 FT% .583</p>	<p>LAST GM: 10 pts, 5 rebs, 1 blk vs. Gonzaga NOTABLE: Physical post who loves contact, good shooting range ... 13th in SEC in rpg ... unanimous 2020 National Freshman of the Year ... 2020 Lisa Leslie Award ... Preseason All-America, Naismith, Wade and Wooden Watch Lists.</p>	<p>Career Highs Pts: 21 vs. Mississippi St., 1/20/20 Reb: 25 vs. Arkansas, 1/9/20 Blk: 10 vs. Alabama St., 11/5/19 Stl: 4, 2x, S. Dakota, 11/28/20 Min: 32, 2x, vs. Baylor, 11/30/19</p>
5		<p>Victoria Saxton 6-2 • Jr. • Forward • Rome, Ga. <i>vic-TAR-ee-uh</i></p> <p>PPG 10.7 RPG 7.0 BPG 2.3 FG% .667 FT% .667</p>	<p>LAST GM: 9 pts, 6 rebs vs. Gonzaga NOTABLE: Lithe, athletic forward, quick off the floor, great rebounder and shot blocker ... 6th in SEC in bpg, 20th in rpg ... tied career-high pts in season opener ... 2nd on team in FG% ... 2019 SEC All-Freshman Team.</p>	<p>Career Highs Pts: 19, 2x, Charleston, 11/25/20 Reb: 12 vs. Charleston, 11/25/20 Blk: 5, 2x, Charleston, 11/25/20 Stl: 3, 2x, vs. Auburn, 2/13/20 Min: 27 vs. Kentucky, 2/21/19</p>
11		<p>Destiny Littleton 5-9 • Jr. • Guard • San Diego, Calif.</p> <p>PPG 2.7 RPG 3.0 APG 0.3 FG% .125 FT% .750</p>	<p>LAST GM: 1 pt, 1 reb, 1 asst, 10 mins vs. Gonzaga NOTABLE: Big guard, prolific scorer ... returning from procedure to alleviate chronic ankle issues while sitting out last season due to NCAA transfer rules ... played in all 3 games so far this season.</p>	<p>Career Highs Pts: 22 vs. Northwestern St., 12/29/18* Reb: 8, 2x, vs. Charleston, 11/25/20 Ast: 7 vs. Northwestern St., 12/29/18* Stl: 3, 2x, at Oklahoma St., 2/12/19* Min: 34, 2x, vs. Kansas St., 2/17/19* <small>* indicates set prior to South Carolina</small></p>
12		<p>Brea Beal 6-1 • So. • Guard • Rock Island, Ill. <i>BREE</i></p> <p>PPG 7.7 RPG 4.7 APG 1.7 FG% .500 FT% .333</p>	<p>LAST GM: 12 pts, 7 rebs vs. Gonzaga NOTABLE: Big, physical guard who got even stronger in offseason ... brings intangibles, incredible competitiveness ... takes toughest defensive assignment ... big game vs. #21/20 Gonzaga ... Cheryl Miller Award Watch List.</p>	<p>Career Highs Pts: 15 vs. Kentucky, 1/2/20 Reb: 13 at Missouri, 1/16/20 Ast: 4, 2x, vs. App State, 11/17/19 Stl: 3, 4x, vs. Miss. State, 1/20/20 Min: 32 vs. Indiana, 11/28/19</p>
15		<p>Laeticia Amihere 6-4 • So. • For. • Mississauga, Ontario <i>luh-TEE-shuh ah-MEE-hear</i></p> <p>PPG 9.3 RPG 8.0 BPG 2.0 FG% .429 FT% .500</p>	<p>LAST GM: 6 pts, 4 rebs vs. Gonzaga NOTABLE: Explosive, athletic forward with great length and wingspan (6'10") ... strong preseason, showing confidence and skills that made her No. 10 overall recruit in Class of 2019 ... top scorer off the bench.</p>	<p>Career Highs Pts: 16 at Ole Miss, 1/30/20 Reb: 11 vs. Charleston, 11/25/20 Blk: 3, 5x, vs. S. Dakota, 11/28/20 Stl: 3 vs. Purdue, 12/15/19 Min: 30 vs. S. Dakota, 11/28/20</p>
24		<p>LeLe Grissett 6-2 • Sr. • G/F • Durham, N.C. <i>LEE-lee grih-SET</i></p> <p>PPG 7.7 RPG 5.7 APG 1.7 FG% .692 FT% .455</p>	<p>LAST GM: 2 pts, 2 rebs, 2 stls vs. Gonzaga NOTABLE: Long, versatile and high-energy guard who can play in a forward spot as well ... aggressive perimeter defender ... team-best FG% ... sparked dominant 3rd quarter vs. South Dakota.</p>	<p>Career Highs Pts: 22 at Vanderbilt, 1/18/18 Reb: 10, 2x, vs. Charleston, 11/25/20 Ast: 4, 2x, vs. Arkansas, 3/7/20 Stl: 4, 2x, vs. Georgia, 3/6/20 Min: 29 vs. Tennessee, 1/14/18</p>
32		<p>Elysa Wesolek 6-1 • Jr. • Forward • Charleston, S.C. <i>uh-LISS-uh WES-uh-leck</i></p> <p>PPG 1.0 RPG 2.5 APG 0.0 FG% 1.00 FT% —</p>	<p>LAST GM: 1 reb, 1 min vs. South Dakota NOTABLE: Solid shooting forward ... played in 20 games in 2019-20, including 10 of 16 SEC contests ... has one double-figure scoring games in her career ... 2018 SCISA Miss Basketball.</p>	<p>Career Highs Pts: 10 vs. ETSU, 11/22/18 Reb: 2, 8x, vs. Auburn, 2/13/20 Ast: 1, 6x, at Missouri, 1/16/20 Stl: 2 vs. USC Upstate, 11/21/19 Min: 12 vs. Vanderbilt, 2/17/20</p>

QUICK FACTS

The University

Location: Columbia, S.C.
Founded: 1801
Enrollment: 33,176
Colors: Garnet (PMS 202C) and Black
Nickname: Gamecocks
Conference: Southeastern
President: Bob Caslen
Athletics Director: Ray Tanner
Facility: Colonial Life Arena (18,000)

Coaching Staff

Head Coach: Dawn Staley
Alma Mater: Virginia, 1992
Overall Record: 480-178 (21st season)
School Record: 308-98 (13th season)
Assoc. Head Coach, Alma Mater:
 Lisa Boyer, Ithaca, 1979 (13th season)
Assistant Coaches, Alma Mater:
 Fred Chmiel, Excelsior, 2001 (6th season)
 Jolette Law, Iowa, 1990 (4th season)

Team Information

2019-20 Record: 32-1
 Home: 15-0 Away: 12-0 Neutral: 5-1
SEC Record (Finish): 16-0 (1st)
 Home: 8-0 Away: 8-0
Letterwinners Returning/Lost: 9/2
Starters Returning/Lost: 3/2

Program History

First Year of Women's Basketball: 1974-75
All-Time Record: 888-527 (47th season)
All-Time SEC Record: 192-67 (30th season)
NCAA Appearances (Last): 16 (2019)
NCAA Tournament Record: 28-14
2019 NCAA Result: Sweet 16, L, 68-93 vs. Baylor, Greensboro, N.C.
WNIT Appearances (Last): 4 (2011)
WNIT Record: 3-4

Media Relations

Women's Basketball Contact: Diana Koval
Office: 803.777.7977
Cell: 314.369.6050
Email: dkoval@mailbox.sc.edu
Press Row Phone: 803.777.6182
Women's Basketball on Social Media:
Twitter: @GamecockWBB
Instagram: @GamecockWBB
Facebook: @GamecockWBB
TikTok: @GamecockWBB
Head Coach on Social Media
Twitter: @DawnStaley
Instagram: @Staley05
Athletics Department on the Web
Website: GamecocksOnline.com
Twitter: @GamecocksOnline
Instagram: @GamecocksOnline
Facebook: Facebook.com/GamecocksOnline
YouTube: YouTube.com/GamecocksOnline

CURRENT STREAKS

	Total	Home	Road	Neut.
Overall	W29	W18	W15	W7
SEC	W16	W8	W13	—
Non-Conference	W13	W14	W4	W7
Ranked Teams	W13	W8	W3	W4

Five-Second Count

South Carolina women's basketball is in the midst of its most successful era, claiming at least 20 wins for the last nine seasons, including four 30-win seasons in the last six campaigns. The Gamecocks have played in the NCAA Elite Eight three times in the last five NCAA Tournaments, including winning the 2017 National Championship, and have been ranked in the AP Top 25 for 153 consecutive weeks. Staley led the Gamecocks to their only No. 1 rankings in program history (12 weeks in 2014-15, 10 weeks in 2019-20, 2 weeks in 2020-21), five SEC regular-season titles and five SEC Tournament championships.

Under Staley's leadership, six Gamecocks have earned All-America status, two have earned SEC Player of the Year honors and 19 have picked up All-SEC recognition at least once. Eight Gamecocks have been selected in the WNBA Draft in the last five years, including 2018 No. 1 overall pick Aja Wilson, who went on to become the Gamecocks' second-straight WNBA Rookie of the Year (2018) and the program's first WNBA MVP (2020).

NC State Series Notes

The Wolfpack holds a 19-11 edge in the all-time series, which dates back to the 1977-78 season. The Gamecocks won the first three meetings in the Dawn Staley era, but NC State claims the most recent victory – 55-53 in Raleigh on Dec. 4, 2011.

In games played in Columbia, the series is tied 6-6 after the Gamecocks won the last two meetings in Colonial Life Arena – 77-63 on Dec. 12, 2019; 74-71 on Dec. 13, 2009.

Home Sweet Home

The Gamecocks are 470-164 (.741) all-time in home games, including a 158-33 mark under head coach Dawn Staley. Her .827 winning percentage at home is second among the program's seven all-time head coaches (Pam Parsons (41-7) .854).

Playing in its 19th season at Colonial Life Arena, South Carolina boasts a 221-66 (.770) record in the building, including three undefeated seasons since 2013-14. Staley's share of that record is 155-33 (.824).

Ranked Readings

South Carolina is 77-61 against nationally ranked opponents under head coach Dawn Staley, although that record is skewed by the early seasons of her tenure. The Gamecocks are 62-22 (.738) versus ranked foes since the

WHAT MATTERS

South Carolina head coach Dawn Staley picked "What Matters" as this season's theme, reflecting the value of knowing what matters most to you – your why – and how focusing on that provides a navigational guide through challenging times.

Each Gamecock wrote her own personal statement of "What Matters" to her. Pieces of each statement were blended together as a script for the video that launched the team.

That video and each Gamecocks' personal "What Matters" statement can be found at GamecocksOnline.com/WhatMatters.

start of the 2014-15 campaign, including a 23-16 mark against top-10 opponents during that time.

This season, the Gamecocks are 1-0 against ranked opponents.

Ranking Review

The Gamecocks opened the season at the top of both the AP Preseason Top 25 and USA Today Preseason Coaches' Poll for the first time in program history.

South Carolina has been ranked No. 1 in the last 12 AP Polls released, and their 24 weeks at No. 1 since the start of the 2013-14 season are third-most in the stretch.

Ranked in the AP Top 25 for the last 153 consecutive weeks, South Carolina has the fourth-longest active streak in the nation.

Schedule Strength

The Gamecocks' 23-game schedule includes nine games against teams ranked in both the AP Top 25 and USA Today Coaches' Poll in the preseason.

Four of those opponents are non-conference foes – No. 21 Gonzaga (Nov. 30), No. 9 NC State (Dec. 3), No. 15 Iowa State (Dec. 6) and No. 3 UConn (Feb. 8).

Four SEC teams are ranked in the preseason – No. 11 Kentucky (Jan. 10, Feb. 21), No. 14 Arkansas (Jan. 18), No. 6 Mississippi State (Jan. 28) and No. 13 Texas A&M (Feb. 28).

Staley's Stand

In her 21st season as a head coach, Dawn Staley has a .729 (480-178) winning percentage, which ranks 13th in the nation among active head coaches with at least 10 seasons of experience. The unanimous 2020 National

GAMECOCKS IN THE RANKINGS (as of 11/30)

Team	SEC	NCAA	Actual	Laetia Amihere	SEC	NCAA	Actual
Scoring Offense	4	20	93.0	Rebounding Avg.	14	175	8.0
Scoring Defense	7	86	60.3	Blocked Shots Per Game	7	48	2.0
Scoring Margin	4	25	+32.7	Aliyah Boston	SEC	NCAA	Actual
Field Goal Percentage	6	28	.497	Rebounding Avg.	13	172	8.3
Field Goal %age Def.	7	85	.362	Zia Cooke	SEC	NCAA	Actual
3-Point FG %age	6	78	.344	Scoring Avg.	14	143	17.7
3-Point FG %age Def.	3	46	.207	3FG Made Per Game	10	154	2.0
3-Point FG Made/Gm.	10	193	3.7	Destanni Henderson	SEC	NCAA	Actual
Free Throw Percentage	10	181	.615	Scoring Avg.	14	143	17.7
Rebounding Offense	3	24	51.3	Field Goal Percentage	12	128	.581
Rebounding Defense	6	—	31.3	Victoria Saxton	SEC	NCAA	Actual
Rebounding Margin	4	16	+20.0	Rebounding Avg.	20	—	7.0
Assists Per Game	7	77	15.0	Blocked Shots Per Game	6	45	2.3
Steals Per Game	9	105	8.0				
Turnover Margin	10	105	+1.7				
Turnovers Per Game	3	34	12.0				
Assist-to-Turnover Ratio	5	47	1.3				
Blocked Shots Per Game	2	11	7.3				
Home Attendance Avg.	1	NA	3,500				

Sixth Woman

In 2019-20, South Carolina set a program record with seven games of six double-digit scorers. Prior to that season, there had only been six games total of six double-digit scorers in program history.

This season, the unselfish Gamecocks picked up right where they left off. In the season opener against College of Charleston (Nov. 25), a program-record seven Gamecocks finished in double-figure points.

Five or more Gamecocks scored in double figures 17 times last season, which nearly tripled the previous program record of six set by the 2017-18 and 2016-17 teams.

U-S-A, U-S-A

Since the arrival of Staley in the 2008-09 season, South Carolina has solidified its relationship with USA Basketball. At least one Gamecock has donned the red, white and blue in each of the last six years of international competition (no events in 2020), and the group of nine Gamecocks, including three currently in the program, has helped 14 U.S. teams to gold medals, three more to silvers and another to bronze.

The participation streak is guaranteed to continue through 2021 as Staley was named Senior National Team Head Coach through the delayed Tokyo Olympics. The Gamecocks' head coach has led the U.S. to gold in the 2018 FIBA World Cup, earning her second USA Basketball National Coach of the Year award for her effort, and in the 2019 FIBA AmeriCup.

Sophomores Aliyah Boston and Zia Cooke were part of two gold-medal winning teams – 2018 FIBA U17 World Cup, 2017 FIBA U16 Americas Cup. Boston also picked up gold in the 2018 Youth Olympics 3x3 and the 2019 FIBA U19 World Cup.

Great Gamecock Fans

South Carolina has led the nation in attendance for the last six seasons, averaging at least 11,000 fans in each of those campaigns.

While the 2020-21 season will see far fewer fans in the stands around the nation due to restrictions in place to mitigate the COVID-19 pandemic, the Gamecocks still expect to be among the nation's leaders in attendance based on the fact that Colonial Life Arena is among the largest arenas in women's college basketball.

They Got Next

The Gamecocks signed the No. 1 recruiting class in the country in November as Staley and her staff added four signees from the Class of 2021. All four are ranked among the top 14 players in the class, including the Nos. 2, 3 and 4 entries.

Sania Feagin (6-3, F, Ellenwood, Ga.)

- No. 4 in Class of 2021
- 2021 Jersey Mike's Naismith Trophy Watch List
- 2020 Georgia Gatorade Player of the Year and 6A First-Team All-State
- 2019-20 stats: 17.2 ppg, 10.4 rpg, 3.6 bpg

Bree Hall (5-11, G, Dayton, Ohio)

- No. 14 in Class of 2021
- 2021 Jersey Mike's Naismith Trophy Watch List
- 2020 Div. I All-Ohio Second Team
- 2019-20 stats: 21.4 ppg, 7.4 rpg, .555 FG percentage

Raven Johnson (5-8, G, Atlanta, Ga.)

- No. 2 in Class of 2021
- 2021 Jersey Mike's Naismith Trophy Watch List
- 2020 Georgia All-Classification Player of the Year
- Led team to three straight state championships
- 2019-20 stats: 15.0 ppg, 3.9 apg, 4.3 spg

Saniya Rivers (6-0, G, Wilmington, N.C.)

- No. 14 in Class of 2021
- 2021 Jersey Mike's Naismith Trophy Watch List
- Two-time North Carolina Gatorade Player of the Year
- 2020 All-Area Player of the Year
- 2019-20 stats: 25.0 ppg, 11.7 rpg, 6.3 spg

2020-21 DOUBLE-DOUBLES

Laeticia Amihere (1)

11/25 College of Charleston 11 pts/11 rebs

Aliyah Boston (1)

11/25 College of Charleston 11 pts/12 rebs

LeLe Grissett (1)

11/25 College of Charleston 13 pts/10 rebs

Victoria Saxton (1)

11/25 College of Charleston 19 pts/12 rebs

GAMES LED TEAM IN ... (includes ties for team lead)

Scoring	2020-21	Career	Record	Rebounding	2020-21	Career	Record	Assists	2020-21	Career	Record
Destanni Henderson	2	7	6-1	Aliyah Boston	1	26	26-0	Destanni Henderson	1	9	9-0
Victoria Saxton	1	2	2-0	Victoria Saxton	1	4	4-0	Zia Cooke	1	3	3-0
Zia Cooke	1	12	12-0	LeLe Grissett	0	9	6-3	Aliyah Boston	1	1	1-0
Aliyah Boston	0	7	7-0	Brea Beal	0	4	4-0	Brea Beal	0	2	2-0
LeLe Grissett	0	3	3-0	Destiny Littleton	0	3*	1-2	Destiny Littleton	0	2*	2-0
Destiny Littleton	0	3*	2-1	Laeticia Amihere	1	3	3-0	Laeticia Amihere	0	1	1-0
Laeticia Amihere	0	1	1-0	Destanni Henderson	2	3	3-0	LeLe Grissett	0	1	1-0
Brea Beal	0	1	1-0								

* indicates includes games prior to transfer to SC

MISCELLANEOUS STATS

Triple-Doubles	2020-21	Career	Record	10+ Points	2020-21	Career	Record	10+ Rebounds	2020-21	Career	Record
Aliyah Boston	0	1	1-0	Aliyah Boston	3	31	30-1	Aliyah Boston	1	17	17-0
				Zia Cooke	3	27	27-0	Brea Beal	0	5	5-0
Double-Doubles	2020-21	Career	Record	Destanni Henderson	3	21	20-1	LeLe Grissett	1	2	1-1
Aliyah Boston	1	14	14-0	Laeticia Amihere	2	6	6-0	Victoria Saxton	1	2	2-0
LeLe Grissett	1	2	1-1	LeLe Grissett	1	14	12-2	Laeticia Amihere	1	1	1-0
Victoria Saxton	1	2	2-0	Victoria Saxton	1	9	9-0				
Laeticia Amihere	1	1	1-0	Brea Beal	1	7	7-0	5+ Assists	2020-21	Career	Record
Brea Beal	0	1	1-0	Eniyah Russell	1	1	1-0	Destanni Henderson	1	8	8-0
				Destiny Littleton	0	12*	9-3	Destiny Littleton	0	1*	1-0
20+ Points	2020-21	Career	Record	Olivia Thompson	0	1	1-0				
Destanni Henderson	1	2	2-0	Elysa Wesolek	0	1	1-0	5+ Steals	2020-21	Career	Record
Zia Cooke	0	5	5-0					Destanni Henderson	0	1	1-0
Aliyah Boston	0	2	2-0								
LeLe Grissett	0	1	1-0					5+ Blocks	2020-21	Career	Record
Destiny Littleton	0	1*	1-0					Victoria Saxton	1	2	2-0
								Aliyah Boston	0	6	6-0

2020-21 AWARDS

Brea Beal

Cheryl Miller Award Watch List (Preseason)

Aliyah Boston

Naismith Trophy Watch List (Preseason)
 Wade Trophy Watch List (Preseason)
 Lisa Leslie Award Watch List (Preseason)
 Preseason All-America (AP, Lindy's)
 Preseason All-SEC First Team (Coaches, Media)

Zia Cooke

Naismith Trophy Watch List (Preseason)
 Wade Trophy Watch List (Preseason)
 Ann Meyers Drysdale Award Watch List (Preseason)
 Preseason All-SEC Second Team (Coaches)
 Bad Boy Mowers Crossover Classic All-Tourn. Team

Destanni Henderson

Bad Boy Mowers Crossover Classic Tournament MVP
 SEC co-Player of the Week (11/25-11/30)

IN THE STALEY ERA

Wins

30-Win Seasons.....	4
25-Win Seasons.....	8
20-Win Seasons.....	9
Winning Seasons.....	10

National Rankings

Weeks in the AP Top 25.....	157
Weeks in the AP Top 10.....	112
Weeks in the AP Top 3.....	53
Weeks at AP No. 1.....	23

Postseason

NCAA Tournament Appearances.....	8
NCAA Sweet 16s.....	7
NCAA Final Fours.....	2
National Championships.....	1

In the SEC

Regular-Season Championships.....	5
Regular-Season Top 5 Finishes.....	10
Tournament Championships.....	5

2020-21 GAMECOCK ROSTER

No.	Name	Pos.	Ht.	Yr.	Hometown/Last School
0	Olivia Thompson	G	5-8	So.	Lexington, S.C./Lexington
1	Zia Cooke	G	5-9	So.	Toledo, Ohio/Rogers
2	Eniya Russell	G	6-1	Fr.	Baltimore, Md./Saint Vincent Pallotti
3	Destanni Henderson	G	5-7	Jr.	Fort Myers, Fla./Fort Myers
4	Aliyah Boston	F	6-5	So.	St. Thomas, U.S.V.I./Worcester (Mass.) Acad.
5	Victoria Saxton	F	6-2	Jr.	Rome, Ga./Model
11	Destiny Littleton	G	5-9	Jr.	San Diego, Calif./Texas
12	Breanna Beal	G	6-1	So.	Rock Island, Ill./Rock Island
15	Laeticia Amihere	F	6-3	So.	Mississauga, Ontario/Kings Way Christian
24	LeLe Grissett	G/F	6-2	Sr.	Durham, N.C./Hillside
32	Elysa Wesolek	F	6-1	Jr.	Charleston, S.C./Northwood Academy

Head Coach: Dawn Staley

Assoc. Head Coach: Lisa Boyer, **Assistant Coaches:** Fred Chmiel, Jolette Law

TEAM SPECIALTY STATS

South Carolina-Opponent

	Pts. in Paint	Pts. Off TOs	2nd Chance Pts	Fast Break Pts
11/25 CofC	74-18	21-8	34-8	43-5
11/28 vs. USD	42-50	9-11	14-2	27-11
11/30 vs. Gonz.	44-30	12-14	18-6	20-5
12/3 NCSU				
12/6 at ISU				
12/17 Temple				
12/31 Miss.				
1/4 at Ala.				
1/7 Ga.				
1/10 at Ky.				
1/14 at Vandy				
1/18 Ark.				
1/24 at LSU				
1/28 at MSU				
1/31 Ala.				
2/4 at Aub.				
2/8 at UConn				
2/11 Mizzou				
2/14 LSU				
2/18 at Tenn.				
2/21 Ky.				
2/25 Fla.				
2/28 at TAM				
Season Avg.	53.3-32.7	14.0-11.0	22.0-5.3	30.0-7.0
SEC Avg.				

STARTERS VS. BENCH

	SC Starters	Opp. Starters	SC Bench	Opp. Bench
11/25 CofC	67	25	52	13
11/28 vs. USD	57	62	24	9
11/30 vs. Gonz.	70	57	9	15
12/3 NCSU				
12/6 at ISU				
12/17 Temple				
12/31 Miss.				
1/4 at Ala.				
1/7 Ga.				
1/10 at Ky.				
1/14 at Vandy				
1/18 Ark.				
1/24 at LSU				
1/28 at MSU				
1/31 Ala.				
2/4 at Aub.				
2/8 at UConn				
2/11 Mizzou				
2/14 LSU				
2/18 at Tenn.				
2/21 Ky.				
2/25 Fla.				
2/28 at TAM				
Season Avg.	64.7	48.0	28.3	12.3
SEC Avg.				

2020-21 SCORING DIFFERENTIALS

Season

Largest lead in a win.....by 83 (119-36), 4th-0:45, vs. Charleston, 11/25/20
Largest deficit overcome to win.....by 5 (20-25), 2nd-7:10, vs. South Dakota, 11/28/20
Largest lead given up in a loss.....
Largest deficit in a loss.....

In SEC Regular Season

Largest lead in a win.....
Largest deficit overcome to win.....
Largest lead given up in a loss.....
Largest deficit in a loss.....

SOUTH CAROLINA'S RECORD WHEN...

	vs. Ranked	SEC	All		vs. Ranked	SEC	All
Record	1-0		3-0	Assist at least half of field goals made.....			0-0
Playing a ranked opponent.....	1-0		1-0	Assist on at least 2/3 of field goals made.....			0-0
Playing at home			1-0	Assist on less than half of field goals made.....	1-0		3-0
Playing on the road.....			0-0	Scoring more pts. in paint than opponent.....	1-0		2-0
Playing at neutral site	1-0		2-0	Scoring equal/fewer pts. in paint than opp.			1-0
Leading at half	1-0		2-0	Scoring more pts. off TOs than opponent.....			1-0
Trailing at half			0-0	Scoring equal/fewer pts. off TOs than opp.	1-0		2-0
Tied at half			1-0	Scoring more 2nd-chance pts.....	1-0		3-0
Playing an overtime game			0-0	Scoring equal/fewer 2nd-chance pts.....			0-0
0 players score in double figures.....			0-0	Scoring more fast break pts.....	1-0		3-0
1 player scores in double figures.....			0-0	Scoring equal/fewer fast break pts.....			0-0
2 players score in double figures.....			0-0	Wearing white uniforms.....			2-0
3 players score in double figures.....	1-0		1-0	Wearing black uniforms.....	1-0		1-0
4 players score in double figures.....			1-0	Wearing garnet uniforms.....			0-0
5 players score in double figures.....			0-0	Playing in November.....	1-0		3-0
More than 5 players in double figures.....			1-0	Playing in December.....			0-0
Starters out-score opponent's starters.....	1-0		2-0	Playing in January.....			0-0
Opponent's starters score equal/more.....			1-0	Playing in February.....			0-0
Bench out-scores opponent's bench.....			2-0	Playing in March.....			0-0
Opponent's bench scores equal/more.....	1-0		1-0	Playing during the day.....	1-0		3-0
Shooting 50% or better	1-0		2-0	Playing at night.....			0-0
Shooting between 40-49%			1-0	Playing on Sunday.....	1-0		1-0
Shooting between 30-39%			0-0	Playing on Monday.....			0-0
Shooting less than 30%			0-0	Playing on Tuesday.....			0-0
Opponent shoots 50% or better.....			0-0	Playing on Wednesday.....			1-0
Opponent shoots between 40-49%.....	1-0		2-0	Playing on Thursday.....			0-0
Opponent shoots between 30-39%.....			0-0	Playing on Friday.....			0-0
Opponent shoots between 20-29%.....			0-0	Playing on Saturday.....			1-0
Opponent shoots less than 20%.....			1-0	Margin is less than 5 pts.			0-0
Shooting better than opponent.....	1-0		2-0	Margin is between 5-9.....	1-0		1-0
Shooting worse than/equal to opponent.....			1-0	Margin is between 10-19.....			1-0
Having more FTs made than opponent.....	1-0		3-0	Margin is between 20-29.....			0-0
Having equal/fewer FTs made than opponent.....			0-0	Margin is between 30-39.....			0-0
Out-rebounding opponent.....	1-0		3-0	Margin is between 40-49.....			0-0
Having equal/fewer rebounds than opponent.....			0-0	Margin is 50 pts. or more.....			1-0
Having fewer TOs than opponent.....	1-0		2-0	Having a 20-pt. scorer.....	1-0		1-0
Having equal or more TOs than opponent.....			1-0	Having a 30-pt. scorer.....			0-0
Attempting more FT than 3FG.....	1-0		3-0	Scoring 49 points or less.....			0-0
Attempting equal/fewer FT than 3FG.....			0-0	Scoring 50-59 points.....			0-0
Making 5 or more 3FGs.....			1-0	Scoring 60-69 points.....			0-0
Making fewer than 5 3FGs.....	1-0		2-0	Scoring 70-79 points.....	1-0		1-0
Making no 3 FGs.....			0-0	Scoring 80-89 points.....			1-0
Attempting 15 or more 3FGs.....			0-0	Scoring 90-99 points.....			0-0
Attempting fewer than 15 3FGs.....	1-0		3-0	Scoring 100 points or more.....			1-0
No South Carolina players foul out.....	1-0		3-0	Opponent scores 49 points or less.....			1-0
One or more SC players foul out.....			0-0	Opponent scores 50-59 points.....			0-0
No opposing players foul out.....			1-0	Opponent scores 60-69 points.....			0-0
One or more opposing players foul out.....	1-0		2-0	Opponent scores 70-79 points.....	1-0		2-0
				Opponent scores 80-89 points.....			0-0
				Opponent scores 90-99 points.....			0-0
				Opponent scores 100 points or more.....			0-0

2020-21 TEAM HIGH/LOW

South Carolina Highs	South Carolina Lows	Category	Opponent Lows	Opponent Highs
119 vs. Charleston, 11/25	79 vs. Gonzaga, 11/29	Points in Game	38, Charleston, 11/25	72, vs. Gonzaga, 11/29
62 vs. Charleston, 1st, 11/25	37, vs. South Dakota, 1st, 11/29	Points in a Half	18, Charleston, 2nd, 11/25	37, vs. South Dakota, 1st, 11/28
34 vs. Charleston, 3rd, 11/25	13 vs. Gonzaga, 2nd, 11/29 13 vs. South Dakota, 3rd, 11/28	Points in a Quarter	7, Charleston, 1st, 11/25	23, vs. Gonzaga, 1st, 11/29 23, vs. South Dakota, 3rd, 11/29
42 vs. Charleston, 11/25	26 vs. Gonzaga, 11/29	Field Goals Made	13, Charleston, 11/25	29, vs. Gonzaga, 11/29 29, vs. South Dakota, 11/29
72 vs. South Dakota, 11/28	54 vs. Gonzaga, 11/29	Field Goal Attempts	55, vs. Gonzaga, 11/29	74, Charleston, 11/25
.592 (42-71) vs. Charleston, 11/25	.417 (30-72) vs. S. Dakota, 11/28	FG Percentage	.176 (13-74), Charleston, 11/25	.527 (29-55), vs. Gonzaga, 11/29
5 vs. South Dakota, 11/28	2 vs. Gonzaga, 11/29	3-Point FG Made	1, Charleston, 11/25	9, vs. Gonzaga, 11/29
14 vs. South Dakota, 11/28	5 vs. Gonzaga, 11/29	3-Point FG Attempts	16, vs. South Dakota, 11/28	23, Charleston, 11/25
.400 (2-5) vs. Gonzaga, 11/29	.308 (4-13) vs. Charleston, 11/25	3-Point FG Percentage	.043 (1-23), Charleston, 11/25	.474 (9-19), vs. Gonzaga, 11/25
31 vs. Charleston, 11/25	16 vs. South Dakota, 11/28	Free Throws Made	5, vs. Gonzaga, 11/29	11, vs. South Dakota, 11/28 11, Charleston, 11/25
47 vs. Charleston, 11/25	29 vs. South Dakota, 11/28	Free Throw Attempts	13, vs. Gonzaga, 11/29	24, Charleston, 11/25
.660 (31-47) vs. Charleston, 11/25	.552 (16-29) vs. S. Dakota, 11/28	FT Percentage	.385 (5-13), vs. Gonzaga, 11/29	.550 (11-20), vs. S. Dakota, 11/28
73 vs. Charleston, 11/25	36 vs. Gonzaga, 11/29	Rebounds	28, Charleston, 11/25	37, vs. South Dakota, 11/28
19 vs. Charleston, 11/25	12 vs. Gonzaga, 11/29	Assists	0, Charleston, 11/25	20, vs. Gonzaga, 11/29
12 vs. Charleston, 11/25	6 vs. Gonzaga, 11/29 6 vs. South Dakota, 11/28	Steals	4, vs. Gonzaga, 11/29	6, Charleston, 11/25
13 vs. Charleston, 11/25	4 vs. Gonzaga, 11/29	Blocked Shots	3, vs. South Dakota, 11/28 3, Charleston, 11/25	5, vs. Gonzaga, 11/29
15 vs. Charleston, 11/25	9 vs. South Dakota, 11/28	Turnovers	8, vs. South Dakota, 11/28	18, Charleston, 11/25
22 vs. South Dakota, 11/28	17 vs. Gonzaga, 11/29	Fouls	25, vs. South Dakota, 11/28	32, vs. Gonzaga, 11/29

2020-21 INDIVIDUAL SUPERLATIVES

Category	South Carolina	Opponent
Points in Game	23 by Destanni Henderson vs. Gonzaga, 11/2	18 by Chloe Lamb, vs. South Dakota, 11/28
Points in a Half	23 by Destanni Henderson vs. Gonzaga, 2nd, 11/21	11 by Chloe Lamb, vs. South Dakota, 2nd, 11/28
Points in a Quarter	12 by Destanni Henderson vs. Gonzaga, 3rd, 11/29	9 by Chloe Lamb, vs. South Dakota, 4th, 11/28
Field Goals Made	8 by Destanni Henderson vs. South Dakota, 11/28	8 by Chloe Lamb, vs. South Dakota, 11/28
Field Goal Attempts	17 by Zia Cooke vs. Gonzaga, 11/29	24 by Chloe Lamb, vs. South Dakota, 11/28
FG Percentage	.833 (5-6) by LeLe Grissett vs. Charleston, 11/25	.778 (7-9) by Jenn Wirth vs. Gonzaga, 11/29
3-Point FG Made	3 by Zia Cooke vs. South Dakota, 11/28	4 by Cierra Walker, vs. Gonzaga, 11/29
3-Point FG Attempts	7 by Zia Cooke vs. South Dakota, 11/28	9 by Chelsea Wooten, Charleston, 11/25
3-Point FG Percentage	.667 (2-3) by Zia Cooke vs. Charleston, 11/25	.667 (4-6) by Cierra Walker, vs. Gonzaga, 11/29
Free Throws Made	10 by Destanni Henderson vs. Gonzaga, 11/29	5 by Hannah Sjerven, vs. South Dakota, 11/28
Free Throw Attempts	13 by Destanni Henderson vs. Gonzaga, 11/29	8 by Hannah Sjerven, vs. South Dakota, 11/28 8 by Tyler Gray, Charleston, 11/25
FT Percentage	.833 (5-6) by Destiny Littleton vs. Charleston, 11/25	.667 (4-6) by Lexi Maddox, Charleston, 11/25
Rebounds	12 by Aliya Boston vs. Charleston, 11/25 12 by Victoria Saxton vs. Charleston, 11/25	12 by Hannah Sjerven, vs. South Dakota, 11/28
Assists	5 by Destanni Henderson vs. Charleston, 11/25	7 by Jill Townsend, vs. Gonzaga, 11/29 7 by Liv Korngable, vs. South Dakota, 11/28
Steals	4 by Aliyah Boston vs. South Dakota, 11/28 4 by Destanni Henderson vs. Charleston, 11/25	3 by Hannah Sjerven, vs. South Dakota, 11/28
Blocked Shots	5 by Victoria Saxton vs. Charleston, 11/25	3 by Hannah Sjerven, vs. South Dakota, 11/28
Turnovers	3 by Zia Cooke vs. Gonzaga, 11/29 3 by Victoria Saxton vs. Gonzaga, 11/29 3 by Zia Cooke vs. South Dakota, 11/28 3 by Zia Cooke vs. Charleston, 11/25	4 by LeeAnne Wirth, vs. Gonzaga, 11/29 4 by Chelsea Wooten, Charleston, 11/25

THE LAST TIME...

INDIVIDUAL

Scored 50 Points

South Carolina 51, Jocelyn Penn vs. Stetson, 1/4/03
Opponent Never

Scored 40 Points

South Carolina 51, Jocelyn Penn vs. Stetson, 1/4/03
Opponent 46, Cornelia Gayden, LSU, 1/14/95

Scored 30 Points

South Carolina 31, Te'a Cooper vs. Drake, 11/28/18
Opponent 31, Napheesa Collier, at UConn, 2/11/19

Grabbed 20 Rebounds

South Carolina 25, Aliyah Boston vs. Arkansas, 1/9/20
Opponent 24, Teaira McCowan, at Mississippi State, 1/17/19

Grabbed 15 Rebounds

South Carolina 15, Aliyah Boston at Arkansas, 2/6/20
Opponent 18, Kiah Gillespie, Florida State, 3/24/19

Two Players with 20 or More Points

South Carolina Tyasha Harris 23/Aliyah Boston 21 vs. Mississippi St., 1/20/20
Opponent Alexis Tolefree 22/Ambler Ramirez 20, Arkansas, 1/9/20

Two Players with 10 or More Rebounds

South Carolina A. Boston 12/V. Saxton 12/L. Amihere 11/L. Grissett 10 vs. Charleston, 11/25/20
Opponent Mia Davis 13/Lena Niang 11, at Temple, 12/7/19

Three or More Players with 10 or More Rebounds

South Carolina A. Boston 12/V. Saxton 12/L. Amihere 11/L. Grissett 10 vs. Charleston, 11/25/20
Opponent W. Rolle 12/J. Breland 10/L. Broomfield 10, vs. North Carolina, 12/19/10

Had 10 Assists

South Carolina 10, Tyasha Harris vs. Mississippi State, 3/8/20
Opponent 12, Channise Lewis, Maryland, 11/18/18

Had Five Steals

South Carolina 5, Destanni Henderson at Temple, 12/7/19
Opponent 6, Cierra Dillard/5, Summer Hemphill, vs. Buffalo, 3/24/18

Had Five Blocked Shots

South Carolina 5, Victaria Saxton vs. Charleston, 11/25/20
Opponent 9, Ae'Rianna Harris, Purdue, 12/15/19

Had 20 Points and 20 Rebounds

South Carolina A'ja Wilson (27 pts/24 rebs) vs. LSU, 2/22/18
Opponent Teaira McCowan (26 pts/24 rebs) at Mississippi State, 1/17/19

Had a Double-Double

South Carolina L. Amihere (11 pts/11 rebs) / A. Bason (11 pts/12 rebs) / L. Grissett (13 pts/10 rebs) / V. Saxton (19 pts/12 rebs) vs. Charleston, 11/25/20
Opponent Hannah Sjerven (13 pts/12 rebs), vs. South Dakota, 11/28/20

Two Players had a Double-Double

South Carolina L. Amihere (11 pts/11 rebs) / A. Bason (11 pts/12 rebs) / L. Grissett (13 pts/10 rebs) / V. Saxton (19 pts/12 rebs) vs. Charleston, 11/25/20
Opponent Mia Davis (14 pts/13 rebs)/Asonah Alexander (10 pts/11 rebs), at Temple, 12/7/19

Three or More Players had a Double-Double

South Carolina L. Amihere (11 pts/11 rebs) / A. Bason (11 pts/12 rebs) / L. Grissett (13 pts/10 rebs) / V. Saxton (19 pts/12 rebs) vs. Charleston, 11/25/20
Opponent Shakira Austin (10 pts/16 rebs) / Kaila Charles (17 pts/10 rebs) / Channise Lewis (10 pts/12 assts), Maryland, 11/18/18

Had a Triple-Double

South Carolina Aliyah Boston (12 pts/12 rebs/10 blks) vs. Alabama State, 11/5/19
Opponent Never

TEAM

Scored 100 Points

South Carolina 119 vs. Charleston, 11/25/20
Opponent 103, Clemson, 11/21/03

Won by 30 or More Points

South Carolina 119-38 (81) vs. Charleston, 11/25/20
Opponent 66-34 (32), Georgia, 3/4/11

Shot 65% or Better from the Field

South Carolina .667 (36-54) at Vanderbilt, 1/18/18
Opponent Never

Shot 60% or Better from the Field

South Carolina .603 (35-58) at Georgia, 1/26/20
Opponent .604 (29-48), Vanderbilt, 1/18/01

Shot 50% or Better from the Field

South Carolina .592 (42-71) vs. Charleston, 11/25/20
Opponent .527 (29-55), vs. Gonzaga, 11/29/20

No Players in Double-Figure Points

South Carolina at Auburn, 1/19/12
Opponent Charleston, 11/25/20

Five Players in Double-Figure Points

South Carolina vs. Charleston, 11/25/20
Opponent at Alabama, 1/5/20

More Than Five Players in Double-Figure Points

South Carolina 7 vs. Charleston, 11/25/20
Opponent 6 Maryland, 11/18/18

Faced AP Top-25 Opponent

Win 79-72 vs. No. 21 Gonzaga, 11/29/20
Loss 57-71 vs. No. 17 Indiana, 11/28/19

Faced AP Top-10 Opponent

Win 76-62 vs. No. 9 Mississippi State, 3/8/20
Loss 74-89 at No. 7 Mississippi State, 1/17/19

Faced AP Top-5 Opponent

Win 70-52 vs. No. 5 UConn, 2/10/20
Loss 64-68 vs. No. 5 Mississippi State, 3/3/19

Faced AP No. 1 Team

Win Never
Loss 68-93 vs. Baylor, 3/30/19

Overtime Game

Win 58-55 vs. Drexel, 11/28/12
Loss 85-90 vs. Drake, 11/24/18

Double-Overtime Game

Win 82-73 at Purdue, 12/16/18
Loss 92-94 at Clemson, 11/19/09

South Carolina Was Ranked (AP Poll)

No. 1 11/30/20
Top 5 No. 4, 1/6/20
Top 10 No. 6, 12/2/19
Top 25 No. 15, 3/19/19

SOUTH CAROLINA SINGLE-QUARTER RECORDS

TEAM	
Scoring	
Most	Points
1. vs. Saint Peter's, 11/22/16, 1st qtr.	37
2. at Vanderbilt, 1/12/20, 3rd qtr. vs. Alabama State, 3rd qtr.	36
4. vs. App State, 11/17/19, 1st qtr. vs. Arkansas, 3/8/19, 3rd qtr. at Arkansas, 2/3/19, 4th qtr. vs. Arkansas, 1/3/16, 2nd qtr.	35
Fewest	Points
1. vs. App State, 12/5/18, 4th qtr.	5
2. vs. Indiana, 11/28/19, 4th qtr. vs. St. John's, 11/25/17, 2nd qtr. vs. Stanford, 3/31/17, 2nd qtr. vs. UCLA, 12/18/16, 1st qtr.	6
Fewest Allowed	Points
1. at Ole Miss, 1/30/20, 1st qtr.	0
2. vs. UConn, 2/10/20, 1st qtr.	2
3. vs. App State, 11/17/19, 1st qtr. vs. Belmont, 3/22/19, 2nd qtr. vs. Savannah State, 12/17/17, 3rd qtr.	3
Most Allowed	Points
1. vs. Baylor, 12/2/18, 1st qtr. at Maryland, 11/13/17, 4th qtr. vs. Kentucky, 2/26/17, 4th qtr.	32
4. vs. Arkansas, 3/8/19, 3rd qtr. vs. Connecticut, 3/26/18, 1st qtr. vs. Syracuse, 3/25/16, 4th qtr.	30
Margin of Difference	
Lead	Score Margin
1. vs. Alabama State, 11/5/19, 3rd qtr.	36-9 +37
2. vs. App State, 11/17/19, 1st qtr.	35-3 +32
3. vs. Charleston, 11/25/20, 3rd qtr. vs. USC Upstate, 11/21/19, 3rd qtr. vs. Arkansas, 1/3/16, 2nd qtr.	34-8 +26
5. vs. Saint Peter's, 11/22/16, 1st qtr.	33-7 +26
	35-9 +26
	37-12 +25
Deficit	Score Margin
1. vs. UConn, 2/1/18, 2nd qtr.	8-29 -21
2. at Tennessee, 2/15/18, 3rd qtr.	9-29 -20
3. vs. Baylor, 12/2/18, 1st qtr. at Mississippi State, 2/5/18, 4th qtr.	13-32 -19
5. vs. Indiana, 11/28/19, 4th qtr. vs. Connecticut, 3/26/18, 1st qtr.	9-28 -19
	6-24 -18
	12-30 -18
Field Goals	
Made	FGM
1. at Florida, 2/27/20, 1st qtr. vs. Saint Peter's, 11/22/16, 1st qtr.	15
3. vs. App State, 11/17/19, 1st qtr. vs. Notre Dame, 11/26/17, 4th qtr. vs. Arkansas, 1/3/16, 2nd qtr.	14
Attempts	FGA
1. vs. Arkansas, 3/7/20, 4th qtr.	28
2. vs. Arkansas, 1/9/20, 3rd qtr.	25
3. vs. South Dakota, 11/28/20, 2nd vs. Charleston, 11/25/20, 3rd	24
5. vs. Tennessee, 2/2/20, 1st qtr. at Vanderbilt, 1/12/20, 1st qtr.	23
	23

Highest Percentage		FGM-A	Pct
1. vs. Kentucky, 3/5/16, 4th qtr.		11-13	.846
2. at Kentucky, 1/21/18, 3rd qtr.		9-11	.818
3. vs. Belmont, 3/22/19, 3rd qtr. vs. Quinnipiac, 3/25/17, 3rd qtr.		13-16	.813
5. vs. Charleston, 11/25/20, 2nd qtr. vs. Hampton, 12/16/15, 3rd qtr.		12-15	.800
		8-10	.800
Lowest Percentage		FGM-A	Pct
1. vs. Georgia, 1/12/17, 2nd qtr.		1-12	.083
2. vs. UCLA, 12/18/16, 1st qtr.		2-15	.133
3. vs. Stanford, 3/31/17, 2nd qtr.		2-14	.143
4. vs. Indiana, 11/28/19, 4th qtr. vs. App State, 12/5/18, 4th qtr.		2-13	.154
		2-13	.154
Lowest Percentage Allowed		FGM-A	Pct
1. at Ole Miss, 1/30/20, 1st qtr. vs. Purdue, 12/15/19, 4th qtr.		0-9	.000
3. vs. App State, 11/17/19, 1st qtr. vs. CofC, 12/5/17, 2nd qtr. vs. St. John's, 11/25/17, 1st qtr.		0-8	.000
		1-18	.056
		1-18	.056
		1-17	.059
Highest Percentage Allowed		FGM-A	Pct
1. vs. Drake, 11/24/18, 2nd qtr.		11-13	.846
2. at LSU, 1/15/17, 2nd qtr.		9-12	.750
3. vs. Tennessee, 1/14/18, 2nd qtr. vs. Quinnipiac, 3/25/17, 2nd qtr.		8-11	.727
		8-11	.727
5. vs. Connecticut, 3/26/18, 2nd qtr. at Missouri, 1/7/18, 4th qtr.		10-14	.714
		5-7	.714
Rebounding			
Total		Rebs	
1. vs. Arkansas, 3/7/20, 4th qtr.			28
2. vs. Charleston, 11/25/20, 3rd qtr.			22
3. vs. Charleston, 11/25/20, 1st qtr. at Ohio State, 11/14/16, 1st qtr.			20
5. vs. Arkansas, 1/9/20, 3rd qtr. vs. Arkansas, 1/9/20, 1st qtr. vs. Purdue, 12/15/19, 4th qtr. vs. CofC, 12/5/17, 1st qtr.			19
			19
			19
			19
			19
Margin		Rebs	Margin
1. vs. Charleston, 11/25/20, 3rd qtr.		22-4	+18
vs. Arkansas, 3/7/20, 4th qtr.		21-5	+16
3. at Alabama, 2/22/16, 4th qtr.		18-3	+15
4. vs. Arkansas, 1/25/18, 1st qtr. vs. Clemson, 12/15/16, 2nd qtr.		18-4	+14
		18-4	+14

INDIVIDUAL

Scoring	
Most	Points
1. Kaela Davis at Auburn, 1/5/17, 1st qtr.	19
2. A'ja Wilson vs. Notre Dame, 11/26/17, 4th qtr.	18
3. Alexis Jennings at Florida, 2/17/19, 3rd qtr.	17
4. Herbert Harrigan vs. Texas A&M, 3/1/20, 1st Kaela Davis vs. Quinnipiac, 3/25/17, 3rd qtr . Tina Roy vs. Arkansas, 1/3/16, 3rd qtr.	15
	15
	15
Rebounding	
Most	Rebs
1. Aliyah Boston vs. UConn, 2/10/20, 1st qtr.	9
Aliyah Boston vs. Arkansas, 1/9/20, 1st qtr.	9
Alaina Coates at Arkansas, 2/5/17, 1st qtr.	9
Alaina Coates at Georgia, 1/26/17, 2nd qtr .	9
5. A'ja Wilson vs. Stanford, 3/31/17, 3rd qtr.	8
A'ja Wilson vs. Mississippi State, 3/5/17, 4th qtr.	8
Alaina Coates vs. Georgia, 1/12/17, 1st qtr.	8
A'ja Wilson at Florida, 1/8/17, 2nd qtr.	8
A'ja Wilson vs. UCLA, 12/18/16, 4th qtr.	8
Alaina Coates vs. Louisville, 11/27/16, 3rd qtr.	8
Alaina Coates vs. Hampton, 11/20/16, 3rd qtr.	8
Alaina Coates vs. Ole Miss, 1/28/16, 2nd qtr.	8



Notables

- 5-Time National Attendance Leader (2015-present)
- NCAA Tournament Host in 2015, 2016, 2017, 2018
- 81 consecutive regular-season games with at least 10,000 fans (Jan. 2, 2015) – overall streak, including postseason games, is 46 (Nov. 10, 2017)
- 5 official sellouts (18,000) since 2015-16 season
- 2 undefeated seasons at home
- Longest home win streak – 45 games (2/24/13-2/4/16)

Great Gamecock Fans

18,000	UConn, 2/10/20
18,000	Mississippi State, 3/3/19
18,000	UConn, 2/1/18
18,000	Kentucky, 2/26/17
18,000	UConn, 2/8/16
17,712	Clemson, 11/22/02*
17,156	Kentucky, 1/11/15
16,815	Ohio State, 11/13/15
16,465	Auburn, 1/2/15
16,429	Duke, 12/6/15

* Inaugural Night of Colonial Life Arena

Year-by-Year Record

Year	Record	Pct.	Att. Avg.
2002-03	14-2	.875	3,244
2003-04	5-6	.455	1,828
2004-05	8-9	.471	1,764
2005-06	12-5	.706	1,455
2006-07	15-5	.750	1,845
2007-08	12-6	.667	1,802
2008-09	6-9	.400	2,793
2009-10	7-5	.583	3,442
2010-11	14-5	.737	2,996
2011-12	12-3	.800	3,139
2012-13	12-3	.800	4,082
2013-14	16-0	1.000	6,371
2014-15	16-0	1.000	12,293
2015-16	16-1	.941	14,364
2016-17	15-1	.938	12,277
2017-18	15-2	.882	13,239
2018-19	11-4	.733	11,539
2019-20	14-0	1.000	11,805
2020-21	1-0	1.000	3,500*
Total	221-66	.770	6,127*
Staley Era	155-33	.824	8,195*

* 2020-21 attendance not counted in average due to COVID-19 regulation restrictions

In women's basketball, Colonial Life Arena has become one of the most feared places to play as enormous crowds fill the building with passion for the Gamecocks.

The state of South Carolina has rallied around head coach Dawn Staley's program in unprecedented numbers as the Gamecocks have led the nation in average attendance in each of the last six seasons. The Gamecocks were one of a few programs to finish the season averaging over 10,000 fans and boast five sellouts (18,000) in the last five seasons.

Colonial Life Arena is more than just the home of South Carolina men's and women's basketball, though. It is also a thriving entertainment venue that the city of Columbia and its surrounding metropolitan area are able to enjoy throughout the year.

Colonial Life Arena is the largest arena in the state of South Carolina with 18,000 seats, and the 10th-largest on-campus basketball facility in the nation. Located on the beautiful University of South Carolina campus, this one-of-a-kind facility features 41 suites, four entertainment suites, and the Frank McGuire Club, a full-service hospitality room that has a capacity of 300. The state-of-the-art facility also features plush seating, a technologically advanced sound system and a one-of-a-kind selection of unique concession foods that will delight fans of all ages.

In Summer 2017, a 12-display center-hung video board and ribbon boards were added to the arena bowl at a cost of \$4.2 million. The center-hung board features four convex-curved main displays that measure approximately 12' x 20' and can show any combination of live video, instant replays, statistics and game information, graphics and animations, and sponsorship messages.

The Arena has hosted numerous sold out shows, including Barnum and Bailey Circus, Paul McCartney, country superstars Kenny Chesney and Taylor Swift, WWE Wrestling, Kanye West and numerous other acts.

The largest building ever constructed at the University of South Carolina at 342,000 square feet, the Arena has an intimate double-deck design that puts every seat close to the action. The cantilever of the upper deck over the lower deck extends further than any other arena of its size with great sight lines.

Two spacious locker rooms for Gamecock men's and women's basketball include team meeting rooms, recruiting rooms, coaches locker rooms and an athletic training room.

"It is a beautiful thing to see unfold because a lot of people really didn't think it could get done. I tip my hat to Gamecock Nation for making this a wonderful place and creating a home court advantage that allows us to win close basketball games."

– South Carolina Head Coach Dawn Staley



DAWN STALEY

Head Coach

13th Season at South Carolina

Catapulting South Carolina into the national spotlight, Dawn Staley has made the Gamecocks a mainstay in the battle for SEC and national championships. In 2017-18, she capped her first decade in Garnet and Black by leading her team to its fourth-straight SEC Tournament title, the first four-peat champion in league history, and celebrating the program's first National Player of the Year and No. 1 WNBA Draft pick in Aja Wilson. Staley's staff has signed two No. 1 recruiting classes in the last three seasons (2019, 2021) and finished the 2019-20 season as the unanimous No. 1 team in the country.

Staley's 12 seasons at the helm of the Gamecocks include:

- 2017 NCAA National Championship
- 153 consecutive weeks ranked in the AP Top 25, including 82 weeks in the top five
- Eight 25-win seasons, including four 30-win campaigns led by a school-record 34 victories in 2014-15
- Five SEC regular-season championships (2014, 2015, 2016, 2017, 2020)
- Five SEC Tournament titles (2015, 2016, 2017, 2018, 2020)
- Six NCAA Attendance titles, averaging over 10,000 fans each season (2015, 2016, 2017, 2018, 2019, 2020)

While her coaching career is in full bloom, Staley is still recognized for her body of work as a one of the most decorated participants in United States women's basketball history. The Naismith Memorial Basketball Hall of Fame solidified that legacy with her enshrinement as part of the Class of 2013. The Phoenix Club of Philadelphia established the Dawn Staley Award recognizing the nation's top guard in women's Division I basketball in 2013 as well. Staley was inducted into the Women's Basketball Hall of Fame as part of the Class of 2012.

In her 21st season as a head coach, Staley has led her teams to 10 25-win seasons, a total of 16 postseason appearances (two WNIT) and 113 weeks in the Associated Press top 10, including 24 in the No. 1 spot. Also a force in USA Basketball, she was named the U.S. Women's National Team head coach for 2017-21, already leading the U.S. to 2018 FIBA World Cup gold to earn USAB National Coach of the Year honors. Prior to that appointment, Staley led three other U.S. teams to gold medals – 2015 FIBA U19 World Championships, 2014 FIBA U18 Americas Championship, 2007 Pan Am Games – and served as an assistant on the Senior National Team 2006-08 and again 2014-16, during which the U.S. claimed gold in the 2014 FIBA World Championship and the 2008 and 2016 Olympics.

At the helm of the Gamecocks over the last 12 seasons, Staley has twice been named National Coach of the Year (2014, 2020) with her 2020 unanimous selection making her the first former Naismith Player of the Year to earn the Naismith Coach of the Year award. She is a four-time SEC Coach of the Year and was the 2012 BCA Female Coach of the Year. She is the only Gamecock basketball coach – men's or women's – to amass 300 victories at South Carolina and became the fastest coach to 200 wins in program history, needing just 277 games at South Carolina to reach the plateau.

Staley has coached a National Player of the Year (Aja Wilson, 2018) and a National Freshman of the Year (Aliyah Boston, 2020). Under her leadership, Six Gamecocks have collected 12 All-America selections, two have picked up five SEC Player of the Year honors, three have earned SEC Defensive Player of the Year recognition a total of four times, one has been the SEC 6th Player of the Year and six were named SEC Freshman of the Year. She has coached 17 Gamecocks to All-SEC honors a combined 32 times, including 14 first-team selections, and eight Gamecocks have been selected in the WNBA Draft in the last five seasons, including 2018 No. 1 pick Aja Wilson who went on to earn WNBA Rookie of the Year honors a year after Allisha Gray became the first Gamecock to capture the honor in 2017. Two other Gamecock draftees earned WNBA All-Rookie Team honors as well.

On Staley's watch, the Gamecocks are enjoying the most sustained success in program history. After posting back-to-back 25-win seasons in 2011-12 and 2012-13 for the first time in more than 30 years, the 2014-15 team broke the school record with 34 wins. South Carolina won more SEC games than the season before in each of her first seven seasons, culminating in the 2015-16 team recording just the second 16-0 conference record in league history. Her Gamecocks are the only SEC program with multiple 16-0 seasons in league history after they matched that mark in 2019-20. Staley's 138 SEC wins account for 68.3 percent of the program's total 202 wins over its 28 seasons in the league. She has delivered the only five SEC championships in program history, and she has helped the Gamecocks to nine of the program's 10 top-four finishes in the league.

YEAR-BY-YEAR AT SOUTH CAROLINA

Year	School	Record	Conf. Rec.	Conf. Finish	Postseason
2008-09	South Carolina	10-18	2-12	11th	
2009-10	South Carolina	14-15	7-9	T-7th	
2010-11	South Carolina	18-15	8-8	T-5th	WNIT 2nd Round
2011-12	South Carolina	25-10	10-6	T-4th	NCAA Sweet 16
2012-13	South Carolina	25-8	11-5	T-4th	NCAA 2nd Round
2013-14	South Carolina	29-5	14-2	1st	NCAA Sweet 16
2014-15	South Carolina	34-3	15-1	T-1st	SEC Tourn. Champ./NCAA Final Four
2015-16	South Carolina	33-2	16-0	1st	SEC Tourn. Champ./NCAA Sweet 16
2016-17	South Carolina	33-4	14-2	1st	SEC Tourn. Champ./NCAA Champ.
2017-18	South Carolina	29-7	12-4	T-2nd	SEC Tourn. Champ./NCAA Elite Eight
2018-19	South Carolina	23-10	13-3	2nd	NCAA Sweet 16
2019-20	South Carolina	32-1	16-0	1st	SEC Tourn. Champ./NCAA cancelled
2020-21	South Carolina	3-0	0-0		
At SC	13th season	308-98	138-52		
At Temple	8 seasons	172-80	100-25	3 A-10 Titles	4 A-10 Tourn. Titles, 6 NCAA appearances
Career	21st season	480-178	238-77		

QUICK FACTS

Coaching Highlights

College

- 14 NCAA Tournament Appearances (8 at South Carolina)
- NCAA National Champion (2017)
- 15 20-Win Seasons (9 at South Carolina)
- 6 Regular-Season Conference Titles (SEC 2014, 2015, 2016, 2017, 2020; A-10 2008)
- 9 Conference Tournament Titles (SEC 2015, 2016, 2017, 2018, 2020; A-10 2002, 2004, 2005, 2006)
- National Coach of the Year (ESPN, AP, WBCA, Naismith, USBWA), 2020
- 3-time Naismith National Coach of the Year Finalist (2014, 2015, 2016)
- Basketball Times National Coach of the Year (2014)
- 4-time WBCA Region Coach of the Year (Region 3 2014, 2015, 2016; Region 1 2005)
- Six-time Conference Coach of the Year (SEC 2014, 2015, 2016, 2020; A-10 2004, 2005)

USA Basketball

- Senior National Team Head Coach (2017-20) – FIBA AmeriCup gold medal (2019), FIBA World Cup gold medal (2018), National Coach of the Year (2018)
- Senior National Team Asst. Coach (2006-08, 2014-16) – Rio Olympics gold medal (2016), FIBA World Championship gold medal (2014), Beijing Olympics gold medal (2008), FIBA Americas Championship gold medal (2007), FIBA World Championship bronze medal (2006)
- U19 National Team Head Coach – FIBA U19 World Championship gold medal (2015), co-National Coach of the Year (2015)
- U18 National Team Head Coach – FIBA U18 Americas Championship gold medal (2014)
- Pan Am Games Head Coach – Gold medal (2007)

Playing Highlights

U.S. Professional – 11 seasons

- Five-time WNBA All-Star (2001, 2002, 2003, 2005, 2006)
- Two-time ABL All-Star (1997, 1998)
- WNBA All-Decade Team

USA Basketball

- Olympic gold medalist (1996, 2000, 2004)
- Flag bearer for U.S. in Olympic Games Opening Ceremony (2004)
- Two-time USA Basketball Female Athlete of the Year (1994, 2004)

College – Virginia (1989-92)

- Kodak All-America (1990, 1991, 1992)
- Honda-Broderick Cup Award for Collegiate Female Athlete of the Year (1991)
- Two-time ACC Player of the Year (1991, 1992)
- NCAA Tournament MOP (1991)

Other Notables

- Naismith Memorial Basketball Hall of Fame, Class of 2013
- Order of the Palmetto Recipient (2013)
- Women's Basketball Hall of Fame, Class of 2012

STALEY-ERA TEAM RECORDS

Scoring

Most	Points
1. vs. Charleston, 11/25/20	119
2. vs. Savannah State, 12/14/14	111
3. at Alabama, 1/8/15	102
4. vs. ETSU, 11/22/18	101
vs. Western Carolina, 11/30/17	101

Fewest	Points
1. at Stanford, 11/26/10	32*
2. vs. Georgia, 3/4/11	34
3. vs. Mississippi State, 3/5/09	39
4. at Georgia, 1/13/13	40
5. at Mississippi State, 2/26/09	41

Fewest Allowed	Points
1. vs. South Carolina State, 12/14/11	21
2. vs. Presbyterian, 11/27/11	24
3. vs. NC Central, 12/1/14	26
vs. SC State, 12/22/13	26
5. vs. NC Central, 12/2/13	27

Most Allowed	Points
1. at Connecticut, 2/11/19	97
2. vs. Arkansas, 3/8/19	95
3. vs. Baylor, 12/2/18	94
vs. Connecticut, 3/26/18	94
at Clemson, 11/19/09	94

Margin of Outcome

Victory	Score	Margin
1. vs. Charleston, 11/25/20	119-38	+81
2. vs. Charleston Southern, 11/8/13	99-29	+70
3. vs. Alabama State, 11/10/17	99-31	+68
vs. NC Central, 12/1/14	90-26	+64
5. vs. Savannah State, 12/14/14	111-49	+62

Defeat	Score	Margin
1. at Stanford, 11/26/10	32-70	-38
2. vs. Georgia, 3/4/11	34-66	-32
3. vs. Stanford, 12/19/08	47-78	-31
4. at Penn State, 11/21/10	48-78	-30
5. vs. Connecticut, 3/26/18	65-94	-29
vs. Connecticut, 12/28/08	48-77	-29

Field Goals

Made	FGM
1. vs. Charleston, 11/25/20	42
vs. Savannah State, 12/17/17	39
vs. Western Carolina, 11/30/17	39
vs. Charleston Southern, 11/8/13	39
5. vs. Minnesota, 12/11/16	38
vs. Savannah State, 12/14/14	38
vs. Clemson, 11/20/14	38

Attempts	FGA
1. vs. Arkansas, 3/7/20	82
2. at Arkansas, 2/3/19	80
3. vs. Penn State, 11/20/11	76
4. vs. Arkansas, 1/25/18	75
5. at Clemson, 11/19/09	74

Highest Percentage (Min. 40 FGA)	FGM-A	Pct
1. at Vanderbilt, 1/18/18	36-54	.667
2. vs. Savannah State, 3/20/15	34-53	.642
3. at Alabama, 1/8/15	37-58	.638
4. vs. Kentucky, 2/26/17	34-55	.618
5. vs. Florida State, 3/29/15	30-49	.612

Lowest Percentage (Min. 40 FGA)	FGM-A	Pct
1. at Stanford, 11/26/10	12-55	.218
2. vs. Georgia, 3/4/11	12-52	.231
3. at Florida, 1/20/13	15-64	.234
4. at Kentucky, 2/5/09	13-55	.236
5. at Georgia, 1/2/11	13-54	.241

Lowest %age Allowed (Min. 40 FGA)	FGM-A	Pct
1. vs. South Carolina State, 12/14/11	6-48	.125
2. vs. NC Central, 12/2/13	8-50	.160
3. vs. Charleston, 11/25/20	13-74	.176
4. vs. Charleston Southern, 11/8/13	10-54	.185
5. vs. Arkansas, 3/6/15	11-57	.193
vs. Hampton, 11/22/12	11-57	.193

Highest %age Allowed (Min. 40 FGA)	FGM-A	Pct
1. vs. Connecticut, 3/26/18	37-63	.587
2. vs. Connecticut, 2/11/19	37-65	.569
3. vs. Connecticut, 12/28/08	35-62	.565
vs. Florida, 1/9/11	26-46	.565
5. vs. Tennessee, 1/14/18	31-55	.564

3-Point Field Goals

Made	3FGM
1. vs. Minnesota, 12/11/16	16
2. vs. Temple, 12/21/18	15
3. vs. Appalachian State, 12/5/18	14
at Auburn, 1/5/17	14
5. vs. Arkansas, 3/7/20	12
vs. Kentucky, 3/5/16	12

Attempts	3FGA
1. vs. Minnesota, 12/11/16	33
2. vs. Syracuse, 3/25/16	32
3. vs. Temple, 12/21/18	31
4. vs. Drake, 11/24/18 (includes overtime)	30
5. vs. Arkansas, 3/7/20	29
vs. Penn State, 11/20/11	29

Percentage (Min. 5 3FGA)	3FGM-A	Pct
1. vs. ETSU, 11/22/18	11-16	.688
2. vs. Kentucky, 2/18/18	6-9	.667
vs. Oregon State, 3/25/14	4-6	.667
vs. Ole Miss, 1/30/14	4-6	.667
vs. Savannah State, 12/28/13	4-6	.667
vs. Western Carolina, 12/29/12	6-9	.667
at Alabama, 1/10/10	8-12	.667
vs. Charlotte, 12/21/08	8-12	.667

Free Throws

Made	FTM
1. vs. Savannah State, 12/14/14	34
vs. Oregon State, 3/25/14	34
3. vs. Missouri, 1/10/16	32
vs. Ole Miss, 1/30/14	32
at Mississippi State, 1/6/12	32

Attempts	FTA
1. at Mississippi State, 1/6/13	50
2. vs. Savannah State, 12/28/13	48
3. vs. Charleston, 11/25/20	47
vs. Savannah State, 12/14/14	47
5. vs. Missouri, 2/2/14	46

Percentage (Min. 10 FTA)	FTM-A	Pct
1. vs. Quinnipiac, 3/25/17	18-19	.947
2. at Texas A&M, 2/23/17	15-16	.923
3. vs. Kentucky, 2/18/18	23-25	.920
4. vs. Temple, 12/21/18	11-12	.917
5. vs. Mississippi State, 3/4/18	10-11	.909
vs. Alabama, 1/19/14	10-11	.909

Rebounding

Total	Rebs
1. vs. Charleston, 11/25/20	73
2. vs. Arkansas, 1/25/18	62
vs. College of Charleston, 11/14/13	62
4. vs. Arkansas, 3/7/20	60
5. at Florida, 1/20/13	59

Margin	Rebs	Margin
1. vs. Charleston, 11/25/20	73-28	+45
2. vs. Savannah State, 12/14/14	56-21	+35
3. vs. Hampton, 12/16/15	52-19	+33
4. vs. Arkansas, 1/25/18	62-31	+31
5. at Alabama, 2/7/13	53-24	+29

Offensive	Off. Rebs
1. vs. Elon, 11/9/12	29
2. vs. Arkansas, 3/7/20	28
3. vs. Arkansas, 1/25/18	27
vs. College of Charleston, 11/23/11	27
5. vs. Kansas, 3/25/13	26
at Florida, 1/20/13	26

Turnovers

Fewest	TOs
1. at Tennessee, 2/2/12	4
2. at Ole Miss, 1/4/18	5
vs. UNC Asheville, 3/17/17	5
vs. Vanderbilt, 2/16/17	5
vs. CSU Bakersfield, 11/28/15	5
at Clemson, 11/18/15	5
vs. Syracuse, 11/28/14	5
vs. Tennessee, 2/23/15	5
at Missouri, 2/28/13	5
vs. Georgia, 3/2/12	5
vs. Ole Miss, 3/3/11	5

Most	TOs
1. at Wake Forest, 12/3/08	32
2. at Ole Miss, 2/25/16	29
vs. Hampton, 11/22/12	29
vs. Kentucky, 1/15/12	29
5. at Kentucky, 1/13/11	28

Assists

1. vs. Minnesota, 12/11/16	29
2. vs. NC Central, 12/1/14	26
3. vs. Winthrop, 12/13/15	25
vs. UNCG, 11/15/15	25
vs. San Diego State, 11/23/14	25
vs. Clemson, 11/20/14	25
vs. Alabama, 1/19/14	25
vs. Charleston Southern, 11/8/13	25

Steals

1. at Alabama State, 11/11/18	22
2. vs. Alabama State, 11/10/17	21
vs. NC Central, 12/1/14	21
vs. Furman, 12/11/11	21
5. vs. San Diego State, 11/23/14	18

Blocked Shots

1. vs. Clemson, 11/15/18	16*
vs. Winthrop, 12/13/15	16*
3. vs. Arkansas, 3/6/15	15
4. at Mississippi State, 2/6/14	14
vs. Kentucky, 1/9/14	14

* indicates also a school record



LAETICIA AMIHERE

6-4 • So. • Forward • Mississauga, Ontario

15

Career Stats at South Carolina

SEASON	TEAM	GP-GS	MIN	Field Goals		3-Point		F-Throws		Rebounds				Scoring							
				FG-FGA	FG%	3FG-FGA	3FG%	FT-FTA	FT%	OFF	DEF	TOT	AVG	PF	FO	AST	TO	BLK	STL	PTS	AVG
2019-20	USC	29-0	373	12.9	48-115	.417	7-13	.538	33-61	.541	42	72	114	3.9	58-1	16	45	33	18	136	4.7
2020-21	USC	3-0	77	25.7	9-21	.429	0-2	.000	10-20	.500	8	16	24	8.0	10-0	5	5	6	0	28	9.3
TOTAL		32-0	450	14.1	57-136	.419	7-15	.467	43-81	.531	50	88	138	4.3	68-1	21	50	39	18	164	5.1

Career Notables

- Joined team in Jan. 2019 to recover from knee injury that ended her senior year of high school early
- Showed flashes of athleticism and talent that made her the No. 10 overall recruit in the Class of 2019 last season
- Was part of Team Canada the competed at the FIBA Olympic Qualifying Tournament in Belgium (Feb. 7-9, 2020), during which Canada qualified for the Tokyo Olympics

Season Highlights

- Added 15 pounds of muscle in the offseason and improved vertical jump from 22 to 28 inches, long jump from 7-8 to 8-4 and 3/4-court speed from 3.27 seconds to 2.96 seconds
- Playing more free and aggressively without knee brace from last season
- Played a career-high 31 minutes against South Dakota (Nov. 28) where she poured in 11 points off the bench
- Opened the season with her first career double-double, scoring 11 points and pulling down 11 rebounds against the College of Charleston (Nov. 25).

Awards

SEC Winter Academic Honor Roll (2019-20)
SEC Community Service Team (2019-20)

High School

WBCA All-America Honorable Mention (2019)

Team Canada

2020 FIBA Olympic Qualifying Tourn. (Belgium)
2017 FIBA U19 World Cup, bronze medal
2017 FIBA U19 World Cup, All-Tournament Team
2016 FIBA U17 FIBA World Cup
2015 FIBA U16 Americas Cup, gold medal

Miscellaneous

	Season	Career	Record
Double-Doubles	1	1	1-0
10+ Points	2	6	6-0
10+ Rebounds	1	1	1-0
Team-High Pts.	0	1	1-0
Team-High Rebs.	1	3	3-0
Tm-High Assists	0	1	1-0

Career Highs

Pts.....16 at Ole Miss, 1/30/20
FG.....6, 2x, last at Ole Miss, 1/30/20
FGA.....9 at Vanderbilt, 1/12/20
3FG.....2 at Ole Miss, 1/30/20
3FGA.....3 at Ole Miss, 1/30/20
FT.....5 vs. College of Charleston, 11/25/20
FTA.....9 vs. College of Charleston, 11/25/20
Reb.....11 vs. College of Charleston, 11/25/20
Off Reb.....5, 2x, last vs. South Dakota, 11/28/20
Blk.....3, 5x, last vs. South Dakota, 11/28/20
Stl.....3 vs. Purdue, 12/15/19
Asst.....3, 2x, last vs. Duke, 12/19/19
Min.....31 vs. South Dakota, 11/28/20

Season Highs

Pts.....11, 2x, last vs. South Dakota, 11/28/20
FG.....4 vs. South Dakota, 11/28/20
FGA.....12 vs. South Dakota, 11/28/20
FT.....5 vs. College of Charleston, 11/25/20
FTA.....9 vs. College of Charleston, 11/25/20
Reb.....11 vs. College of Charleston, 11/25/20
Off Reb.....5, 2x, last vs. South Dakota, 11/28/20
Blk.....3 vs. South Dakota, 11/28/20
Asst.....2, 2x, last vs. Gonzaga, 11/29/20
Min.....31 vs. South Dakota, 11/28/20

GAME-BY-GAME

Opponent	Date	GS	MIN	Total		3-Pointers		Free throws		Rebounds				PF	A	T/O	BLK	STL	PTS	AVG
				FG-FGA	PCT	3FG-3FGA	PCT	FT-FTA	PCT	OFF	DEF	TOT	AVG							
Col. of Charleston	11/25/2020		22:57	3-4	.750	0-1	.000	5-9	.556	2	9	11	11.0	4	2	2	0	11	11.0	
vs South Dakota	11/28/2020		30:38	4-12	.333	0-1	.000	3-6	.500	5	4	9	10.0	3	1	2	3	0	11	11.0
vs Gonzaga	11/29/2020		23:38	2-5	.400	0-0	.000	2-5	.400	1	3	4	8.0	3	2	1	1	0	6	9.3
Totals		0	77:13	9-21	.429	0-2	.000	10-20	.500	8	16	24	8.0	10	5	5	6	0	28	9.3

Player Averages

Games Played	Minutes/game	Points/game	FG Pct	3FG Pct	FT Pct	Rebounds/game	Assists/game	Turnovers/game	Assist/Turnover ratio	Steals/game	Blocks/game
3	25.7	9.3	42.9	0.0	50.0	8.0	1.7	1.7	1.0	0.0	2.0



BREA BEAL

6-1 • So. • Guard • Rock Island, Ill.

12

Career Stats at South Carolina

SEASON	TEAM	GP-GS	MIN	Field Goals		3-Point		F-Throws		Rebounds				Scoring						
				FG-FGA	FG%	3FG-FGA	3FG%	FT-FTA	FT%	OFF	DEF	TOT	AVG	PF-FO	AST	TO	BLK	STL	PTS	AVG
2019-20	USC	33-33	700/21.2	72-173	.416	13-45	.289	44-79	.557	59	118	177	5.4	48-0	34	46	27	27	201	6.1
2020-21	USC	3-3	72/24.1	10-20	.500	0-1	.000	3-9	.333	8	6	14	4.7	7-0	5	3	1	2	23	7.7
TOTAL		36-36	773/21.5	82-193	.425	13-46	.283	47-88	.534	67	124	191	5.3	55-0	39	49	28	29	224	6.2

Career Notables

- Defensive force often called on to stop opponent's top scorer
- Has scoring ability and continues to grow in that area
- Notched first career double-double in the 2020 SEC Championship game
- Ranked No. 11 recruit in Class of 2019 and a consensus All-American

Season Highlights

- Provided an offensive spark against #21/20 Gonzaga (Nov. 29) scoring a season-best 12 points to go along with her team high seven rebounds

Awards

SEC First-Year Academic Honor Roll (2019-20)

High School

Naismith All-America Third Team (2019)
 WBCA All-America Third Team (2019)
 McDonald's All-America (2019)

In the Record Book

Season

Most games started by a freshman (33 in 2019-20)

Miscellaneous

	Season	Career	Record
10+ Points	1	7	7-0
10+ Rebounds	0	5	5-0
Team-High Points	0	1	1-0
Team-High Rebs.	0	4	4-0
Team-High Assts.	0	2	2-0

Career Highs

Pts	15 vs. Kentucky, 1/2/20
FG	7 vs. Kentucky, 1/2/20
FGA	11 vs. Kentucky, 1/2/20
3FG	3 at Clemson, 11/24/19
3FGA	5 at Clemson, 11/24/19
FT	8 at Maryland, 11/10/19
FTA	12 at Maryland, 11/10/19
Reb	13 at Missouri, 1/16/20
Blk	3 vs. Mississippi State, 3/8/20
Stl	3, 4x, last vs. Mississippi State, 1/20/20
Asst	4, 2x, last vs. Appalachian State, 11/17/19
Min	32 vs. Indiana, 11/28/19

Season Highs

Pts	12 vs. Gonzaga, 11/29/20
FG	5 vs. Gonzaga, 11/29/20
FGA	9 vs. College of Charleston, 11/25/20
FT	2 vs. Gonzaga, 11/29/20
FTA	4, 2x, last vs. Gonzaga, 11/29/20
Reb	7 vs. Gonzaga, 11/29/20
Blk	1 vs. Gonzaga, 11/29/20
Stl	1, 2x, last vs. Gonzaga, 11/29/20
Asst	3 vs. South Dakota, 11/28/20
Min	31 vs. Gonzaga, 11/29/20

GAME-BY-GAME

Opponent	Date	GS	MIN	Total		3-Pointers		Free throws		Rebounds				PF A T/O BLK STL PTS AVG						
				FG-FGA	PCT	3FG-3FGA	PCT	FT-FTA	PCT	OFF	DEF	TOT	AVG	PF	A	T/O	BLK	STL	PTS	AVG
Col. of Charleston	11/25/2020	*	18:06	4-9	.444	0-1	.000	0-1	.000	1	1	2	2.0	1	1	1	0	1	8	8.0
vs South Dakota	11/28/2020	*	23:07	1-4	.250	0-0	.000	1-4	.250	2	3	5	3.5	4	3	1	0	0	3	5.5
vs Gonzaga	11/29/2020	*	31:09	5-7	.714	0-0	.000	2-4	.500	5	2	7	4.7	2	1	1	1	1	12	7.7
Totals			3 72:22	10-20	.500	0-1	.000	3-9	.333	8	6	14	4.7	7	5	3	1	2	23	7.7

Player Averages

Games Played	Minutes/game	Points/game	FG Pct	3FG Pct	FT Pct	Rebounds/game	Assists/game	Turnovers/game	Assist/Turnover ratio	Steals/game	Blocks/game
3	24.1	7.7	50.0	0.0	33.3	4.7	1.7	1.0	1.7	0.7	0.3



ALIYAH BOSTON

6-5 • So. • Forward • St. Thomas, U.S.V.I.

4

Career Stats at South Carolina

SEASON	TEAM	GP-GS	MIN	Field Goals		3-Point		F-Throws		Rebounds				Scoring							
				FG-FGA	FG%	3FG-FGA	3FG%	FT-FTA	FT%	OFF	DEF	TOT	AVG	PF-FO	AST	TO	BLK	STL	PTS	AVG	
2019-20	USC	33-33	785	23.8	174-286	.608	2-12	.167	62-84	.738	117	193	310	9.4	68-1	34	37	86	42	412	12.5
2020-21	USC	3-3	76	25.2	13-26	.500	0-1	.000	7-12	.583	9	16	25	8.3	10-0	5	3	2	5	33	11.0
TOTAL		36-36	861	23.9	187-312	.599	2-13	.154	69-96	.719	126	209	335	9.3	78-1	39	40	88	47	445	12.4

Awards

- 2021 AP Preseason All-America
- 2021 Watch Lists – Naismith Trophy, Wade Trophy, Lisa Leslie Award
- 2020 National Freshman of the Year (ESPN, USBWA, WBCA)
- 2020 Lisa Leslie Center of the Year
- 2020 All-America Second Team (AP, USBWA)
- 2020 All-SEC First Team
- 2020 SEC Defensive Player of the Year
- 2020 SEC Freshman of the Year
- 2020 Her Hoop Stats Fab 15 Freshmen
- SEC First-Year Academic Honor Roll (2019-20)

High School

- Naismith, WBCA All-America Second Team (2019)
- McDonald's, SLAM All-America (2019)

USA Basketball

- 2019 FIBA U19 World Cup, gold medal
- 2018 Youth Olympic Games 3x3, gold medal
- 2018 FIBA U17 World Cup, gold medal
- 2018 FIBA U17 World Cup, All-Star Five
- 2017 FIBA U16 Americas Cup, gold medal
- 2017 FIBA U16 Americas Cup, MVP

Career Notables

- Program's first National Freshman of the Year, winning that title unanimously, and became the first freshman to win the Lisa Leslie Award
- Set program records for offensive rebounds in SEC regular-season games (56), blocked shots on a team (10) and offensive rebounds vs. an SEC opponent (10)
- Sixth in the nation in field goal percentage last season and 21st in blocked shots per game
- Averaged a double-double in SEC play (13.1 ppg/10.3 rpg) and against ranked opponents (13.0 ppg/10.9 rpg)
- Ranked No. 3 recruit in Class of 2019 and a consensus All-American

Season Highlights

- Tied her career high of four assists while scoring 12 points in a win over South Dakota (Nov. 28)
- Started the season with an 11-point, 12-rebound double-double against Charleston (Nov. 25), the 14th double-double of her career.

GAME-BY-GAME

Opponent	Date	GS	MIN	Total		3-Pointers		Free throws		Rebounds				PF	A	T/O	BLK	STL	PTS	AVG
				FG-FGA	PCT	3FG-3FGA	PCT	FT-FTA	PCT	OFF	DEF	TOT	AVG							
Col. of Charleston	11/25/2020	*	22:25	5-7	.714	0-0	.000	1-2	.500	4	8	12	12.0	2	1	2	1	0	11	11.0
vs South Dakota	11/28/2020	*	27:31	5-14	.357	0-1	.000	2-4	.500	3	5	8	10.0	4	4	0	0	4	12	11.5
vs Gonzaga	11/29/2020	*	25:42	3-5	.600	0-0	.000	4-6	.667	2	3	5	8.3	4	0	1	1	1	10	11.0
Totals		3	75:38	13-26	.500	0-1	.000	7-12	.583	9	16	25	8.3	10	5	3	2	5	33	11.0

Player Averages

Games Played	Minutes/game	Points/game	FG Pct	3FG Pct	FT Pct	Rebounds/game	Assists/game	Turnovers/game	Assist/Turnover ratio	Steals/game	Blocks/game
3	25.2	11.0	50.0	0.0	58.3	8.3	1.7	1.0	1.7	1.7	0.7

In the Record Books

Season

- 3rd – Blocked shots average (2.6 in 2019-20)
- 1st – Offensive rebounds vs. SEC (56 in 2019-20)
- 3rd – Double-doubles vs. SEC (7 in 2019-20)
- Best FG% by a freshman (.608 (174-286) in 2019-20)
- Most double-doubles by a freshman (13 in 2019-20)
- Most blocked shots by a freshman (86 in 2019-20)
- Best rebounding average by a freshman (9.4 in 2019-20)
- Most offensive rebounds by a freshman (117 in 2019-20)
- Most games started by a freshman (33 in 2019-20)

Game

- 1st – Blocked shots (10 vs. Alabama State, 11/5/19)
- 2nd – Rebounds (25 vs. Arkansas, 1/9/20)
- 3rd – Offensive rebounds (10 vs. Arkansas, 1/9/20)
- 1st – Offensive rebounds vs. SEC (10 vs. Arkansas, 1/9/20)
- 2nd – Rebounds vs. SEC (25 vs. Arkansas, 1/9/20)
- 3rd – Blocked shots vs. SEC (7 vs. Arkansas, 2/6/20)
- Most rebounds by a freshman (25 vs. Arkansas, 1/9/20)
- Most blocks by a freshman (10 vs. Ala. State, 11/5/19)
- Best FG% by a freshman (1.000 (6-6) vs. App. State, 11/17/19)
- Most offensive rebs. by a freshman (10 vs. Ark., 1/9/20)

Miscellaneous

	Season	Career	Record
Triple-Double	0	1	1-0
Double-Double	1	14	14-0
20+ Points	0	2	2-0
10+ Points	3	31	30-1
10+ Rebounds	1	17	17-0
5+ Blocks	0	6	6-0
Tm-High Points	0	7	7-0
Tm-High Rebs.	1	26	26-0

Career Highs

- Pts.....21 vs. Mississippi State, 1/20/20
 - FG.....10 vs. Mississippi State, 1/20/20
 - FGA.....14, 3x, last vs. Mississippi State, 1/20/20
 - FT.....7 at Alabama, 1/5/20
 - FTA.....9 at Alabama, 1/5/20
 - Reb.....25 vs. Arkansas, 1/9/20
 - Off Reb.....10 vs. Arkansas, 1/9/20
 - Blk.....10 vs. Alabama State, 11/5/19*
 - Asst.....4, 2x, last vs. South Dakota, 11/28/20
 - Stl.....4, 2x, last vs. South Dakota, 11/28/20
 - Min.....37 vs. UConn, 2/10/20
- * indicates school record

Season Highs

- Pts.....12 vs. South Dakota, 11/28/20
- FG.....5, 2x, last vs. South Dakota, 11/28/20
- FGA.....14 vs. South Dakota, 11/28/20
- FT.....4 vs. Gonzaga, 11/29/20
- FTA.....6 vs. Gonzaga, 11/29/20
- Reb.....7 vs. Gonzaga, 11/29/20
- Off Reb.....4 vs. College of Charleston, 11/25/20
- Blk.....1, 2x, last vs. Gonzaga, 11/29/20
- Stl.....4 vs. South Dakota, 11/28/20
- Asst.....4 vs. South Dakota, 11/28/20
- Min.....28 vs. South Dakota, 11/28/20



ZIA COOKE

5-9 • So. • Guard • Toledo, Ohio

1

Career Stats at South Carolina

SEASON	TEAM	GP-GS	MIN	AVG	Field Goals		3-Point		F-Throws		Rebounds				Scoring						
					FG-FGA	FG%	3FG-FGA	3FG%	FT-FTA	FT%	OFF	DEF	TOT	AVG	PF	FO	AST	TO	BLK	STL	PTS
2019-20	USC	33-33	875	26.5	139-360	.386	40-113	.354	79-111	.712	31	64	95	2.9	52-0	61	58	7	36	397	12.0
2020-21	USC	3-3	91	30.3	17-44	.386	6-11	.545	13-17	.765	2	8	10	3.3	2-0	8	9	0	3	53	17.7
TOTAL		36-36	966	26.8	156-404	.386	46-124	.371	92-128	.719	33	72	105	2.9	54-0	69	67	7	39	450	12.5

Career Notables

- Dominant freshman season that landed her on the SEC All-Freshman Team and honorable mention status on the Her Hoop Stats Fab 15 Freshmen list
- Holds program single-game records for field goal attempts by a freshman (23), 3-point field goal percentage by a freshman (1.000 (4-4)) and free throw percentage by a freshman (1.000 (6-6))
- Ranked 24th in SEC in scoring as a freshman, 12th in league games (13.8 ppg)
- Led the team or tied for team lead in scoring in eight SEC games
- Ranked No. 4 recruit in Class of 2019 and was a consensus All-American

Season Highlights

- Poured in 16 points while dishing out four assists and snagging four rebounds against #21/20 Gonzaga (Nov. 29)
- Scored a game-high 19 points and played a career-high 36 minutes against South Dakota (Nov. 28) where she also pulled down five rebounds.
- Opened the year with an 18-point performance against Charleston (Nov. 25)

Awards

- 2020 Her Hoop Stats Fab 15 Freshmen (hon. mention)
- 2020 SEC All-Freshman Team
- SEC First-Year Academic Honor Roll (2019-20)

High School

- Naismith HS Player of the Year Finalist (2019)
- Naismith HS All-America First Team (2019)
- WBCA HS All-America First Team (2019)
- McDonald's HS All-America (2019)
- SLAM HS All-America (2019)
- USA Today All-USA Third Team (2019)

USA Basketball

- 2018 FIBA U17 World Cup, gold medal
- 2017 FIBA U16 Americas Cup, gold medal

Miscellaneous

	Season	Career	Record
20+ Points	0	5	5-0
10+ Points	3	27	27-0
Tm-High Points	1	12	12-0
Tm-High Assists	1	3	3-0

Career Highs

- Pts**..... 27 at Dayton, 11/13/19
- FG**..... 9 at Dayton, 11/13/19
- FGA**..... 23 vs. Arkansas, 1/9/20
- 3FG**..... 5 at Dayton, 11/13/19
- 3FGA**..... 9 vs. Arkansas, 1/9/20
- FT**..... 7 vs LSU, 2/20/20
- FTA**..... 9, 2x, last vs South Dakota, 11/28/20
- Reb**..... 7 at Dayton, 11/13/19
- Blk**..... 1, 7x, last vs. Texas A&M, 3/1/20
- Stl**..... 4 vs. USC Upstate, 11/21/19
- Asst**..... 5 vs. USC Upstate, 11/21/19
- Min**..... 36, 2x, last vs. South Dakota, 11/28/20

Season Highs

- Pts**..... 19 vs. South Dakota, 11/28/20
- FG**..... 6, 2x, last vs. Gonzaga, 11/29/20
- FGA**..... 17 vs. Gonzaga, 11/29/20
- 3FG**..... 3 vs. South Dakota, 11/28/20
- 3FGA**..... 7 vs. South Dakota, 11/28/20
- FT**..... 6 vs. South Dakota, 11/28/20
- FTA**..... 9 vs. South Dakota, 11/28/20
- Reb**..... 5 vs. South Dakota, 11/28/20
- Stl**..... 3 vs. College of Charleston, 11/25/20
- Asst**..... 4 vs. Gonzaga, 11/29/20
- Min**..... 36 vs. South Dakota, 11/28/20

GAME-BY-GAME

Opponent	Date	GS	MIN	Total		3-Pointers		Free throws		Rebounds				Points						
				FG-FGA	PCT	3FG-3FGA	PCT	FT-FTA	PCT	OFF	DEF	TOT	AVG	PF	A	T/O	BLK	STL	PTS	AVG
Col. of Charleston	11/25/2020	*	20:17	6-11	.545	2-3	.667	4-5	.800	1	0	1	1.0	0	3	3	0	3	18	18.0
vs South Dakota	11/28/2020	*	35:40	5-16	.313	3-7	.429	6-9	.667	0	5	5	3.0	2	1	3	0	0	19	18.5
vs Gonzaga	11/29/2020	*	34:48	6-17	.353	1-1	1.000	3-3	1.000	1	3	4	3.3	0	4	3	0	0	16	17.7
Totals		3	90:45	17-44	.386	6-11	.545	13-17	.765	2	8	10	3.3	2	8	9	0	3	53	17.7

Player Averages

Games Played	Minutes/game	Points/game	FG Pct	3FG Pct	FT Pct	Rebounds/game	Assists/game	Turnovers/game	Assist/Turnover ratio	Steals/game	Blocks/game
3	30.3	17.7	38.6	54.5	76.5	3.3	2.7	3.0	0.9	1.0	0.0



LELE GRISSETT

6-2 • Sr. • Guard • Durham, N.C.

24

Career Stats at South Carolina

SEASON TEAM	GP-GS	MIN/AVG	Field Goals		3-Point		F-Throws		Rebounds				Scoring						
			FG-FGA	FG%	3FG-FGA	3FG%	FT-FTA	FT%	OFF	DEF	TOT	AVG	PF-FO	AST	TO	BLK	STL	PTS	AVG
2017-18 USC	36-3	477/13.3	56-119	.471	0-0	.000	39-70	.557	56	77	133	3.7	84-0	18	53	7	24	151	4.2
2018-19 USC	31-2	371/12.0	41-73	.562	0-0	.000	24-44	.545	59	64	123	4.0	61-2	9	33	17	11	106	3.4
2019-20 USC	33-0	561/17.0	82-131	.626	0-2	.000	46-63	.730	69	57	126	3.8	47-0	40	34	23	30	210	6.4
2020-21 USC	3-0	48/16.0	9-13	.692	0-0	.000	5-11	.455	9	8	17	5.7	7-0	5	1	3	4	23	7.7
TOTAL	103-5	1457/14.1	188-336	.560	0-2	.000	114-188	.606	193	206	399	3.9	199-2	72	121	50	69	490	4.8

Career Notables

- Has played in all but two games of her career, bringing energy off the bench, especially in defensive pressure
- Reshaped her body before junior season to focus on playing guard instead of forward
- Posted her first career double-double in the 2018-19 regular-season meeting with then-#4/5 Baylor (Dec. 2)
- Started at Vanderbilt (Jan. 18, 2018) and turned in a career night, shooting 11-of-12 from the field for 22 points – the first Gamecock freshman 20-point outing in SEC play in three years (20 by A'ja Wilson vs. Vanderbilt, 2/15/15)

Season Highlights

- More comfortable at the guard position after a year of experience under her belt; can play multiple positions and could get some time at point guard this season
- Provided a spark off the bench in the second half against South Dakota (Nov. 28), powering a 31-point third quarter with six of her eight points coming in just 4:20 of that period to put the game out of reach
- Opened the season with a double-double against Charleston (Nov. 25), scoring 13 points and pulling down 10 rebounds, tying her career high on the glass

Awards

SEC Winter Academic Honor Roll (2019-20)

Miscellaneous

	Season	Career	Record
Double-Double	1	2	1-1
20+ Points	0	1	1-0
10+ Points	1	14	12-2
10+ Rebounds	1	2	1-1
Tm-High Points	0	3	3-0
Tm-High Rebs.	0	9	6-3
Team-High Assts.	0	1	1-0

Career Highs

Pts22 at Vanderbilt, 1/18/18
FG11 at Vanderbilt, 1/18/18
FGA12 at Vanderbilt, 1/18/18
FT5, 2x, last at Missouri, 1/16/20
FTA8 vs. College of Charleston, 12/5/17
Reb10, 2x, last vs. College of Charleston, 11/25/20
Off Reb6 vs. Arkansas, 3/7/20
Blk3, 3x, last vs. Vanderbilt, 2/17/20
Stl4, 2x, last vs. Georgia, 3/6/20
Asst4, 2x, last vs. Arkansas, 3/7/20
Min29 vs. Tennessee, 1/14/18

Season Highs

Pts13 vs. College of Charleston, 11/25/20
FG5 vs. College of Charleston, 11/25/20
FGA6 vs. College of Charleston, 11/25/20
FT3 vs. College of Charleston, 11/25/20
FTA4, 2x, last vs. Gonzaga, 11/29/20
Reb10 vs. College of Charleston, 11/25/20
Off Reb5 vs. College of Charleston, 11/25/20
Blk2 vs. College of Charleston, 11/25/20
Stl2 vs. Gonzaga, 11/29/20
Asst3 vs. College of Charleston, 11/25/20
Min19 vs. Gonzaga, 11/29/20

GAME-BY-GAME

Opponent	Date	GS	MIN	Total		3-Pointers		Free throws		Rebounds				PF	A	T/O	BLK	STL	PTS	AVG
				FG-FGA	PCT	3FG-3FGA	PCT	FT-FTA	PCT	OFF	DEF	TOT	AVG							
Col. of Charleston	11/25/2020		14:56	5-6	.833	0-0	.000	3-4	.750	5	5	10	10.0	2	3	1	2	1	13	13.0
vs South Dakota	11/28/2020		14:20	3-3	1.000	0-0	.000	2-3	.667	3	2	5	7.5	2	1	0	0	1	8	10.5
vs Gonzaga	11/29/2020		18:46	1-4	.250	0-0	.000	0-4	.000	1	1	2	5.7	3	1	0	1	2	7.7	
Totals		0	48:02	9-13	.692	0-0	.000	5-11	.455	9	8	17	5.7	7	5	1	3	4	23	7.7

Player Averages

Games Played	Minutes/game	Points/game	FG Pct	3FG Pct	FT Pct	Rebounds/game	Assists/game	Turnovers/game	Assist/Turnover ratio	Steals/game	Blocks/game
3	16.0	7.7	69.2	0.0	45.5	5.7	1.7	0.3	5.0	1.3	1.0



DESTANNI HENDERSON

5-7 • Jr. • Guard • Fort Myers, Fla.

3

Career Stats at South Carolina

SEASON TEAM	GP-GS	MIN/AVG	Field Goals		3-Point		F-Throws		Rebounds				Scoring						
			FG-FGA	FG%	3FG-FGA	3FG%	FT-FTA	FT%	OFF	DEF	TOT	AVG	PF-FO	AST	TO	BLK	STL	PTS	AVG
2018-19 USC	31-9	486/15.7	58-157	.369	29-78	.372	24-34	.706	14	35	49	1.6	30-0	40	40	2	16	169	5.5
2019-20 USC	33-0	774/23.5	104-250	.416	32-99	.323	41-63	.651	20	75	95	2.9	28-0	93	63	2	41	281	8.5
2020-21 USC	3-3	84/27.9	18-31	.581	2-7	.286	15-20	.750	2	16	18	6.0	5-0	10	6	1	4	53	17.7
TOTAL	67-12	1344/20.1	180-438	.411	63-184	.342	80-117	.684	36	126	162	2.4	63-0	143	109	5	61	503	7.5

Career Notables

- Has been a spark of energy off the bench through her first two seasons, playing both guard positions
- Announced her readiness for an expanded role this season with a 2020 SEC Tournament performance that earned All-Tournament status (13.0 ppg, 4.7 apg)
- Rated No. 1 point guard and No. 9 overall recruit in Class of 2018; 2018 McDonald's All-America
- Helped high school team to three state championships while amassing 1,649 career points

Season Highlights

- Scored a career-high 23 points against #21/20 Gonzaga (Nov. 29), all in the second half, and locked up tournament MVP honors at the Women's Bad Boy Mowers Crossover Classic
- Scored 10 of her 19 points in the third quarter against South Dakota (Nov. 28), tying the game high in both points and rebounds with nine
- Opened the season with an 11-point performance against Charleston (Nov. 25)

Awards

- 2020 SEC All-Tournament Team
- 2019 SEC All-Freshman Team
- 2x SEC Winter Academic Honor Roll (2018-19, 2019-20)

High School

McDonald's All-America (2018)

USA Basketball

- 2016 FIBA U17 World Cup, bronze medal
- 2015 U16 National Team Trials

Miscellaneous

	Season	Career	Record
20+ Points	1	2	2-0
10+ Points	3	21	20-1
5+ Assists	1	8	8-0
5+ Steals	0	1	1-0
Tm-High Points	1	5	5-1
Tm-High Rebs.	1	2	2-0
Tm-High Assts.	1	9	9-0

Career Highs

Pts	23 vs. Gonzaga, 11/29/20
FG	8, 2x, last vs. South Dakota, 11/28/20
FGA	14 vs. Arkansas, 3/7/20
3FG	5 vs. USC Upstate, 11/21/19
3FGA	9 vs. Arkansas, 3/7/20
FT	10 vs. Gonzaga, 11/29/20
FTA	13 vs. Gonzaga, 11/29/20
Reb	9 vs. South Dakota, 11/28/20
Stl	5 at Temple, 12/7/19
Asst	8 vs. Kentucky, 1/2/20
Min	33 vs. Gonzaga, 11/29/20

Season Highs

Pts	23 vs. Gonzaga, 11/29/20
FG	8 vs. South Dakota, 11/28/20
FGA	13 vs. South Dakota, 11/28/20
3FG	1, 2x, last vs. Gonzaga, 11/29/20
3FGA	3, 2x, last vs. Gonzaga, 11/29/20
FT	10 vs. Gonzaga, 11/29/20
FTA	13 vs. Gonzaga, 11/29/20
Reb	9 vs. South Dakota, 11/28/20
Stl	4 vs. College of Charleston, 11/25/20
Asst	5 vs. College of Charleston, 11/25/20
Min	33 vs. Gonzaga, 11/29/20

GAME-BY-GAME

Opponent	Date	GS	MIN	Total		3-Pointers		Free throws		Rebounds				PF	A	T/O	BLK	STL	PTS	AVG
				FG-FGA	PCT	3FG-3FGA	PCT	FT-FTA	PCT	OFF	DEF	TOT	AVG							
Col. of Charleston	11/25/2020	*	21:19	4-7	.571	0-1	.000	3-4	.750	1	5	6	6.0	2	5	2	1	4	11	11.0
vs South Dakota	11/28/2020	*	29:00	8-13	.615	1-3	.333	2-3	.667	0	9	9	7.5	1	3	2	0	0	19	15.0
vs Gonzaga	11/29/2020	*	33:15	6-11	.545	1-3	.333	10-13	.769	1	2	3	6.0	2	2	2	0	0	23	17.7
Totals		3	83:34	18-31	.581	2-7	.286	15-20	.750	2	16	18	6.0	5	10	6	1	4	53	17.7

Player Averages

Games Played	Minutes/game	Points/game	FG Pct	3FG Pct	FT Pct	Rebounds/game	Assists/game	Turnovers/game	Assist/Turnover ratio	Steals/game	Blocks/game
3	27.9	17.7	58.1	28.6	75.0	6.0	3.3	2.0	1.7	1.3	0.3



DESTINY LITTLETON

5-9 • Jr. • Guard • San Diego, Calif.

11

Career Stats

SEASON	TEAM	GP-GS	MIN/AVG	Field Goals		3-Point		F-Throws		Rebounds				Scoring						
				FG-FGA	FG%	3FG-FGA	3FG%	FT-FTA	FT%	OFF	DEF	TOT	AVG	PF-FO	AST	TO	BLK	STL	PTS	AVG
2017-18	UT	8-0	93/11.6	7-32	.219	3-20	.150	0-0	.000	2	9	11	1.4	9-0	7	4	1	4	17	2.1
2018-19	UT	33-12	796/24.1	91-229	.397	37-115	.322	57-73	.781	26	93	119	3.6	65-0	46	58	3	25	276	8.4
2020-21	USC	3-0	36/11.9	1-8	.125	0-5	.000	6-8	.750	0	9	9	3.0	4-0	1	2	0	1	8	2.7
TOTAL FOR USC		3-0	36/11.9	1-8	.125	0-5	.000	6-8	.750	0	9	9	3.0	4-0	1	2	0	1	8	2.7
TOTAL		44-12	925/21.0	99-269	.368	40-140	.286	63-81	.778	28	111	139	3.2	78-0	54	64	4	30	301	6.8

Career Notables

- Sat out last season due to NCAA transfer rules, taking advantage of that time to have a procedure done to alleviate chronic issues in both ankles
- Spent two seasons at Texas, helping Longhorns to a pair of NCAA Tournament appearances, including a spot in the 2018 Sweet 16
- Played in all 33 games her redshirt-freshman season (2018-19), starting 12 and playing the third-most minutes on the team
- Ranked No. 33 overall in the Class of 2017
- Named McDonald's All-American (2017) and earned California Ms. Basketball honors

Season Highlights

- Made her Carolina debut against Charleston (Nov. 25), scoring seven points and pulling down eight rebounds

Awards

SEC First-Year Academic Honor Roll (2019-20)

High School

McDonald's All-America (2017)

USA Basketball

2017 FIBA U18 3x3 World Cup, gold medal

2015 FIBA U16 Americas Cup, bronze medal

Miscellaneous

	Season	Career	Record
20+ Points	0	1*	1-0
10+ Points	0	12*	9-3
5+ Assists	0	1*	1-0
Tm-High Points	0	3*	2-1
Tm-High Rebs.	0	3*	1-2
Tm-High Assts.	0	2*	2-0

* indicates includes games prior to transfer to South Carolina

Career Highs

Pts	22 vs. Northwestern State, 12/29/18*
FG	7 vs. UTSA, 11/28/18*
FGA	15 vs. UTSA, 11/28/18*
3FG	4 at West Virginia, 1/6/19*
3FGA	7 vs. UTSA, 11/28/18*
FT	11 vs. Northwestern State, 12/29/18*
FTA	11 vs. Northwestern State, 12/29/18*
Reb	8, 2x, last vs. College of Charleston, 11/25/20*
Stl	3, 2x, last at Oklahoma State, 2/12/19*
Asst	7 vs. Northwestern State, 12/29/18*
Min	34, 2x, last vs. Kansas State, 2/17/19*

* indicates at least one time prior to transfer to South Carolina

Season Highs

Pts	7 vs. College of Charleston, 11/25/20
FG	1 vs. College of Charleston, 11/25/20
FGA	6 vs. College of Charleston, 11/25/20
3FG	
3FGA	3 vs. College of Charleston, 11/25/20
FT	5 vs. College of Charleston, 11/25/20
FTA	6 vs. College of Charleston, 11/25/20
Reb	8 vs. College of Charleston, 11/25/20
Stl	1 vs. College of Charleston, 11/25/20
Asst	1 vs. Gonzaga, 11/29/20
Min	19 vs. College of Charleston, 11/25/20

GAME-BY-GAME

Opponent	Date	GS	MIN	Total		3-Pointers		Free throws		Rebounds				PF	A	T/O	BLK	STL	PTS	AVG
				FG-FGA	PCT	3FG-FGA	PCT	FT-FTA	PCT	OFF	DEF	TOT	AVG							
Col. of Charleston	11/25/2020		19:10	1-6	.167	0-3	.000	5-6	.833	0	8	8	8.0	2	0	2	0	1	7	7.0
vs South Dakota	11/28/2020		06:22	0-1	.000	0-1	.000	0-0	.000	0	0	0	4.0	1	0	0	0	0	0	3.5
vs Gonzaga	11/29/2020		10:11	0-1	.000	0-1	.000	1-2	.500	0	1	1	3.0	1	1	0	0	0	1	2.7
Totals		0	35:43	1-8	.125	0-5	.000	6-8	.750	0	9	9	3.0	4	1	2	0	1	8	2.7

Player Averages

Games Played	Minutes/game	Points/game	FG Pct	3FG Pct	FT Pct	Rebounds/game	Assists/game	Turnovers/game	Assist/Turnover ratio	Steals/game	Blocks/game
3	11.9	2.7	12.5	0.0	75.0	3.0	0.3	0.7	0.5	0.3	0.0



ENIYA RUSSELL

6-1 • Fr. • Guard • Baltimore, Md.

2

Career Stats

SEASON TEAM	GP-GS	MIN	Field Goals		3-Point		F-Throws		Rebounds				Scoring						
			FG-FGA	FG%	3FG-FGA	3FG%	FT-FTA	FT%	OFF	DEF	TOT	AVG	PF	FO	AST	TO	BLK	STL	PTS
2020-21 USC	2-0	31/15.6	5-10	.500	1-2	.500	5-8	.625	0	4	4	2.0	4-0	3	1	0	0	16	8.0
TOTAL	2-0	31/15.6	5-10	.500	1-2	.500	5-8	.625	0	4	4	2.0	4-0	3	1	0	0	16	8.0

High School Notables

- Ranked No. 43 overall in Class of 2020 by ESPN
- First-Team All-Metro from *Washington Post* (2020) and *Baltimore Sun* (2019)
- Scored 14.9 points per game as a senior

Season Highlights

- Cracked double figures in her Carolina debut, scoring 14 points and snagging four rebounds against Charleston (Nov. 25)

Awards

McDonald's All-America (2019-20)

Miscellaneous

	Season	Career	Record
10+ Points	1	1	1-0

Career Highs

Pts	14 vs. College of Charleston, 11/25/20
FG	4 vs. College of Charleston, 11/25/20
FGA	7 vs. College of Charleston, 11/25/20
3FG	1 vs. College of Charleston, 11/25/20
3FGA	2 vs. College of Charleston, 11/25/20
FT	5 vs. College of Charleston, 11/25/20
FTA	8 vs. College of Charleston, 11/25/20
Reb	4 vs. College of Charleston, 11/25/20
Blk	
Stl	
Asst	2 vs. College of Charleston, 11/25/20
Min	20 vs. College of Charleston, 11/25/20

GAME-BY-GAME

Opponent	Date	GS	MIN	Total		3-Pointers		Free throws		Rebounds				PF A T/O BLK STL PTS AVG						
				FG-FGA	PCT	3FG-3FGA	PCT	FT-FTA	PCT	OFF	DEF	TOT	AVG	PF	A	T/O	BLK	STL	PTS	AVG
Col. of Charleston	11/25/2020		19:43	4-7	.571	1-2	.500	5-8	.625	0	4	4	4.0	3	2	1	0	0	14	14.0
vs South Dakota	11/28/2020		11:31	1-3	.333	0-0	.000	0-0	.000	0	0	0	2.0	1	1	0	0	0	2	8.0
Totals		0	31:14	5-10	.500	1-2	.500	5-8	.625	0	4	4	2.0	4	3	1	0	0	16	8.0

Player Averages

Games Played	Minutes/game	Points/game	FG Pct	3FG Pct	FT Pct	Rebounds/game	Assists/game	Turnovers/game	Assist/Turnover ratio	Steals/game	Blocks/game
2	15.6	8.0	50.0	50.0	62.5	2.0	1.5	0.5	3.0	0.0	0.0



VICTARIA SAXTON

6-2 • Jr. • Forward • Rome, Ga.

5

Career Stats at South Carolina

SEASON TEAM	GP-GS	MIN/AVG	Field Goals		3-Point		F-Throws		Rebounds				Scoring						
			FG-FGA	FG%	3FG-FGA	3FG%	FT-FTA	FT%	OFF	DEF	TOT	AVG	PF-FO	AST	TO	BLK	STL	PTS	AVG
2018-19 USC	28-1	291/10.4	40-70	.571	0-0	.000	36-62	.581	51	32	83	3.0	41-0	5	19	35	14	116	4.1
2019-20 USC	33-0	509/15.4	69-121	.570	0-0	.000	39-68	.574	52	76	128	3.9	60-0	10	28	43	29	177	5.4
2020-21 USC	3-3	56/18.8	12-18	.667	0-0	.000	8-12	.667	9	12	21	7.0	5-0	3	4	7	5	32	10.7
TOTAL	64-4	856/13.4	121-209	.579	0-0	.000	83-142	.585	112	120	232	3.6	106-0	18	51	85	48	325	5.1

Career Notables

- Steady contributor off the bench through her first two seasons
- Picked up first career double-double at Mizzou (1/16/20)
- Ranked No. 47 overall and No. 6 forward in the 2018 class
- Averaged 24.3 points and 14.9 rebounds as a senior, leading team to Georgia Class AA Final Four
- Finished high school career as Model's all-time leading scorer (2,622) and averaged a double-double throughout her career

Season Highlights

- Team captain for the second-straight season
- Made her presence felt with a nine-point, six-rebound performance against #21/20 Gonzaga (Nov. 29)
- Tied her scoring career high in the season opener against Charleston (Nov. 25) scoring 19 points and pulled down a career-best 12 rebounds in the contest

Awards

2019 SEC All-Freshman Team
2x SEC Academic Honor Roll (2018-19, 2019-20)

Miscellaneous

	Season	Career	Record
Double-Doubles	1	2	2-0
10+ Points	1	9	9-0
10+ Rebound	1	2	2-0
5+ Blocks	1	2	2-0
Tm-High Points	1	2	2-0
Tm-High Rebs.	1	4	4-0

Career Highs

Pts..... 19, 2x, last vs. College of Charleston, 11/25/20
 FG..... 7, 2x, last vs. College of Charleston, 11/25/20
 FGA..... 9, 2x, last vs. College of Charleston, 11/25/20
 FT..... 8 vs. Georgia, 2/14/19
 FTA..... 8, 4x, last vs. College of Charleston, 11/25/20
 Reb..... 12 vs. College of Charleston, 11/25/20
 Off Reb..... 6, 2x, last vs. College of Charleston, 11/25/20
 Blk..... 5, 2x, last vs. College of Charleston, 11/25/20
 Stl..... 3, 2x, last vs. Auburn, 2/13/20
 Asst..... 2, 4x, last vs. College of Charleston, 11/25/20
 Min..... 27 vs. Kentucky, 2/21/19

Season Highs

Pts..... 19 vs. College of Charleston, 11/25/20
 FG..... 7 vs. College of Charleston, 11/25/20
 FGA..... 9 vs. College of Charleston, 11/25/20
 FT..... 5 vs. College of Charleston, 11/25/20
 FTA..... 8 vs. College of Charleston, 11/25/20
 Reb..... 12 vs. College of Charleston, 11/25/20
 Off Reb..... 6 vs. College of Charleston, 11/25/20
 Blk..... 5 vs. College of Charleston, 11/25/20
 Stl..... 2, 2x, last vs. Gonzaga, 11/29/20
 Asst..... 2 vs. College of Charleston, 11/25/20
 Min..... 23 vs. Gonzaga, 11/29/20

GAME-BY-GAME

Opponent	Date	GS	MIN	Total		3-Pointers		Free throws		Rebounds				PF	A	T/O	BLK	STL	PTS	AVG
				FG-FGA	PCT	3FG-3FGA	PCT	FT-FTA	PCT	OFF	DEF	TOT	AVG							
Col. of Charleston	11/25/2020	*	19:00	7-9	.778	0-0	.000	5-8	.625	6	6	12	12.0	1	2	0	5	2	19	19.0
vs South Dakota	11/28/2020	*	14:52	2-5	.400	0-0	.000	0-0	.000	2	1	3	7.5	2	0	1	2	1	4	11.5
vs Gonzaga	11/29/2020	*	22:31	3-4	.750	0-0	.000	3-4	.750	1	5	6	7.0	2	1	3	0	2	9	10.7
Totals		3	56:23	12-18	.667	0-0	.000	8-12	.667	9	12	21	7.0	5	3	4	7	5	32	10.7

Player Averages

Games Played	Minutes/game	Points/game	FG Pct	3FG Pct	FT Pct	Rebounds/game	Assists/game	Turnovers/game	Assist/Turnover ratio	Steals/game	Blocks/game
3	18.8	10.7	66.7	0.0	66.7	7.0	1.0	1.3	0.8	1.7	2.3



OLIVIA THOMPSON

5-8 • So. • Guard • Lexington, S.C.

0

Career Stats at South Carolina

SEASON TEAM	GP-GS	MIN	AVG	Field Goals		3-Point		F-Throws		Rebounds				Scoring						
				FG-FGA	FG%	3FG-FGA	3FG%	FT-FTA	FT%	OFF	DEF	TOT	AVG	PF	FO	AST	TO	BLK	STL	PTS
2019-20 USC	22-0	112	5.1	13-41	.317	11-36	.306	0-0	.000	1	3	4	0.2	5-0	5	4	1	1	37	1.7
2020-21 USC	2-0	14	7.2	3-5	.600	2-3	.667	0-0	.000	0	0	0	0.0	1-0	0	1	0	0	8	4.0
TOTAL	24-0	126	5.3	16-46	.348	13-39	.333	0-0	.000	1	3	4	0.2	6-0	5	5	1	1	45	1.9

Career Notables

- Began career as a walk-on and earned a scholarship prior to the 2020-21 season
- Great energy, great teammate
- Hit at least one 3-pointer in eight of her 22 games played as a freshman
- SCBCA Class 5A Player of the Year (2019)

Season Highlights

- Scored five points in the season opener against Charleston (Nov. 25), including one bucket from beyond the arc

Awards

SEC First-Year Academic Honor Roll (2019-20)

Miscellaneous

	Season	Career	Record
10+ Points	0	1	1-0

Career Highs

Pts	10 vs. Alabama State, 11/5/19
FG	4 vs. Alabama State, 11/5/19
FGA	7 vs. Alabama State, 11/5/19
3FG	2, 3x, last at Florida, 2/27/20
3FGA	6 at Ole Miss, 1/30/20
FT	
FTA	
Reb	1, 4x, last at Florida, 2/27/20
Blk	1 at Clemson, 11/24/19
Stl	1 vs. Arkansas, 3/7/20
Asst	2 vs. USC Upstate, 11/21/19
Min	14 at Ole Miss, 1/30/20

Season Highs

Pts	5 vs. College of Charleston, 11/25/20
FG	2 vs. College of Charleston, 11/25/20
FGA	4 vs. College of Charleston, 11/25/20
3FG	1 vs. College of Charleston, 11/25/20
3FGA	2 vs. College of Charleston, 11/25/20
FT	
FTA	
Reb	
Blk	
Stl	
Asst	
Min	9 vs. College of Charleston, 11/25/20

GAME-BY-GAME

Opponent	Date	GS	MIN	Total		3-Pointers		Free throws		Rebounds				PF				PTS		AVG
				FG-FGA	PCT	3FG-3FGA	PCT	FT-FTA	PCT	OFF	DEF	TOT	AVG	PF	A	T/O	BLK	STL	PTS	
Col. of Charleston	11/25/2020		08:34	2-4	.500	1-2	.500	0-0	.000	0	0	0	0.0	0	0	1	0	0	5	5.0
vs South Dakota	11/28/2020		05:46	1-1	1.000	1-1	1.000	0-0	.000	0	0	0	0.0	1	0	0	0	0	3	4.0
Totals		0	14:20	3-5	.600	2-3	.667	0-0	.000	0	0	0	0.0	1	0	1	0	0	8	4.0

Player Averages

Games Played	Minutes/game	Points/game	FG Pct	3FG Pct	FT Pct	Rebounds/game	Assists/game	Turnovers/game	Assist/Turnover ratio	Steals/game	Blocks/game
2	7.2	4.0	60.0	66.7	0.0	0.0	0.0	0.5	0.0	0.0	0.0



ELYSA WESOLEK

6-1 • Jr. • Forward • Charleston, S.C.

32

Career Stats at South Carolina

SEASON	TEAM	GP-GS	MIN	AVG	Field Goals		3-Point		F-Throws		Rebounds				Scoring						
					FG-FGA	FG%	3FG-FGA	3FG%	FT-FTA	FT%	OFF	DEF	TOT	AVG	PF	FO	AST	TO	BLK	STL	PTS
2018-19	USC	12-0	52	4.4	7-20	.350	3-10	.300	6-7	.857	8	2	10	0.8	14-0	2	4	1	1	23	1.9
2019-20	USC	20-0	100	5.0	11-29	.379	4-13	.308	2-2	1.000	4	12	16	0.8	11-0	4	9	1	3	28	1.4
2020-21	USC	2-0	17	8.4	1-1	1.000	0-0	.000	0-0	.000	2	3	5	2.5	4-0	0	0	2	0	2	1.0
TOTAL		34-0	169	5.0	19-50	.380	7-23	.304	8-9	.889	14	17	31	0.9	29-0	6	13	4	4	53	1.6

Career Notables

- Hard worker who does what the team needs and keeps a good attitude
- Four-year starter at Northwood Academy including three seasons winning South Carolina Independent School Association (SCISA) 3A state championship (2015, 2016, 2017)
- Amassed over 1,000 points in her high school career, including averaging 18.5 points as a senior

Season Highlights

- Impressed coaches in preseason with offseason work and improvement
- Played a career-high 16 minutes in the season opener against Charleston (Nov. 25), notching new career bests in rebounds (4) and blocks (2)

Awards

2x SEC Academic Honor Roll (2018-19, 2019-20)

Miscellaneous

	Season	Career	Record
10+ Points	0	1	1-0

Career Highs

Pts	10 vs. ETSU, 11/22/18
FG	3, 2x, last vs. Alabama State, 11/5/19
FGA	5 at Alabama State, 11/11/18
3FG	2 vs. ETSU, 11/22/18
3FGA	3 at Alabama State, 11/11/18
FT	3 at Alabama State, 11/11/18
FTA	3 at Alabama State, 11/11/18
Reb	4 vs. College of Charleston, 11/25/20
Blk	2 vs. College of Charleston, 11/25/20
Stl	2 vs. USC Upstate, 11/21/19
Asst	1, 6x, last at Missouri, 1/16/20
Min	16 vs. College of Charleston, 11/25/20

Season Highs

Pts	2 vs. College of Charleston, 11/25/20
FG	1 vs. College of Charleston, 11/25/20
FGA	1 vs. College of Charleston, 11/25/20
3FG	
3FGA	
FT	
FTA	
Reb	4 vs. College of Charleston, 11/25/20
Blk	2 vs. College of Charleston, 11/25/20
Stl	
Asst	
Min	16 vs. College of Charleston, 11/25/20

GAME-BY-GAME

Opponent	Date	GS	MIN	Total		3-Pointers		Free throws		Rebounds				PF A T/O BLK STL PTS AVG						
				FG-FGA	PCT	3FG-3FGA	PCT	FT-FTA	PCT	OFF	DEF	TOT	AVG	PF	A	T/O	BLK	STL	PTS	AVG
Col. of Charleston	11/25/2020		15:38	1-1	1.000	0-0	.000	0-0	.000	2	2	4	4.0	3	0	0	2	0	2	2.0
vs South Dakota	11/28/2020		01:13	0-0	.000	0-0	.000	0-0	.000	0	1	1	2.5	1	0	0	0	0	0	1.0
Totals		0	16:51	1-1	1.000	0-0	.000	0-0	.000	2	3	5	2.5	4	0	0	2	0	2	1.0

Player Averages

Games Played	Minutes/game	Points/game	FG Pct	3FG Pct	FT Pct	Rebounds/game	Assists/game	Turnovers/game	Assist/Turnover ratio	Steals/game	Blocks/game
2	8.4	1.0	100.0	0.0	0.0	2.5	0.0	0.0	0.0	0.0	1.0



Official Basketball Box Score - Final
Col. of Charleston at South Carolina
11/26/20 Colonial Life Arena, Columbia
Charleston vs. South Carolina

Game Time: 12:00 PM
Game Duration: 2:14
Attendance: 3,500

Officials: Dawn Marsh, Luis Gonzalez, Sal Esho

Table with columns: NO., Name, Min, FG, 3P, FT, Rebounds, Fouls, TP, AS, TO, ST, Blocks, +/-

Shooting By Period table with columns: 1st, 2nd, 3rd, 4th, GM FG%, 3PT%, FT%

Technical Fouls:NONE

Dead Ball Rebounds: 6.1

Table with columns: NO., Name, Min, FG, 3P, FT, Rebounds, Fouls, TP, AS, TO, ST, Blocks, +/-

Shooting By Period table with columns: 1st, 2nd, 3rd, 4th, GM FG%, 3PT%, FT%

Technical Fouls:NONE

Dead Ball Rebounds: 11.0

Summary statistics table with columns: CoC, USC, Points from Turnovers, CoC, USC, Period by Period Scoring



Official Basketball Box Score - Final
South Dakota at South Carolina
11/26/20 Sanford Pentagon, Sioux Falls
2020-21 Women's Basketball

Game Time: 2:00 PM
Game Duration: 1:57

Officials: Mary Cook, Marcus Clayton, Maria Ann Gearhart

Table with columns: NO., Name, Min, FG, 3P, FT, Rebounds, Fouls, TP, AS, TO, ST, Blocks, +/-

Shooting By Period table with columns: 1st, 2nd, 3rd, 4th, GM FG%, 3PT%, FT%

Technical Fouls:NONE

Dead Ball Rebounds: 6.2

Table with columns: NO., Name, Min, FG, 3P, FT, Rebounds, Fouls, TP, AS, TO, ST, Blocks, +/-

Shooting By Period table with columns: 1st, 2nd, 3rd, 4th, GM FG%, 3PT%, FT%

Technical Fouls:NONE

Dead Ball Rebounds: 11.1

Summary statistics table with columns: USD, USC, Points from Turnovers, USD, USC, Period by Period Scoring



Official Basketball Box Score - Final
South Carolina at Gonzaga
11/26/20 Sanford Pentagon, Sioux Falls
2020-21 Women's Basketball

Game Time: 2:00 PM
Game Duration: 1:57

Officials: Marcus Clayton, Maria Ann Gearhart, Robert Miles

Table with columns: NO., Name, Min, FG, 3P, FT, Rebounds, Fouls, TP, AS, TO, ST, Blocks, +/-

Shooting By Period table with columns: 1st, 2nd, 3rd, 4th, GM FG%, 3PT%, FT%

Technical Fouls:NONE

Dead Ball Rebounds: 8.0

Table with columns: NO., Name, Min, FG, 3P, FT, Rebounds, Fouls, TP, AS, TO, ST, Blocks, +/-

Shooting By Period table with columns: 1st, 2nd, 3rd, 4th, GM FG%, 3PT%, FT%

Technical Fouls:NONE

Dead Ball Rebounds: 5.0

Summary statistics table with columns: USC, GU, Points from Turnovers, USC, GU, Period by Period Scoring





2020-21 South Carolina Women's Basketball
Points-rebounds-assists
All games

Page 1/1
 as of Nov 29, 2020

Opponent	Date	Score	0	1	2	3	4	5	11	12	15	24	32
			THOMPSON, O	COOKE, ZIA	RUSSELL, EN	HENDERSON, B	BOSTON, ALL	SAXTON, VIC	LITTLETON, BEAL, BREA	AMIHERE, LA	GRISSETT, L	WESOLEK, EL	
CC	11/25/2020	119-38	W 5-0-0	18-1-3	14-4-2	11-6-5	11-12-1	19-12-2	7-8-0	8-2-1	11-11-2	13-10-3	2-4-0
vs SD	11/28/2020	81-71	W 3-0-0	19-5-1	2-0-1	19-9-3	12-8-4	4-3-0	0-0-0	3-5-3	11-9-1	8-5-1	0-1-0
vs Gonz	11/29/2020	79-72	W DNP	16-4-4	DNP	23-3-2	10-5-0	9-6-1	1-1-1	12-7-1	6-4-2	2-2-1	DNP



**2020-21 South Carolina Women's Basketball
Combined Team Statistics
All games**

Page 1/1
as of Nov 29, 2020

Game Records

Record	Overall	Home	Away	Neutral
ALL GAMES	3-0	1-0	0-0	2-0
CONFERENCE	0-0	0-0	0-0	0-0
NON-CONFERENCE	3-0	1-0	0-0	2-0

Score by Periods

Team	1st	2nd	3rd	4th	OT	TOT
South Carolina	74	63	85	57	0	279
Opponents	46	45	37	53	0	181

Team Box Score

No.	Player				Total		3-Point		F-Throw		Rebounds											
		GP-GS	MIN	AVG	FG-FGA	FG%	3FG-FGA	3FG%	FT-FTA	FT%	OFF	DEF	TOT	AVG	PF	DQ	A	TO	BLK	STL	PTS	AVG
3	HENDERSON, Destanni	3-3	83:34	27.9	18-31	.581	2-7	.286	15-20	.750	2	16	18	6.0	5	0	10	6	1	4	53	17.7
1	COOKE, Zia	3-3	90:45	30.3	17-44	.386	6-11	.545	13-17	.765	2	8	10	3.3	2	0	8	9	0	3	53	17.7
4	BOSTON, Aliyah	3-3	75:38	25.2	13-26	.500	0-1	.000	7-12	.583	9	16	25	8.3	10	0	5	3	2	5	33	11.0
5	SAXTON, Victoria	3-3	56:23	18.8	12-18	.667	0-0	.000	8-12	.667	9	12	21	7.0	5	0	3	4	7	5	32	10.7
15	AMIHERE, Laetitia	3-0	77:13	25.7	9-21	.429	0-2	.000	10-20	.500	8	16	24	8.0	10	0	5	5	6	0	28	9.3
2	RUSSELL, Eniya	2-0	31:14	15.6	5-10	.500	1-2	.500	5-8	.625	0	4	4	2.0	4	0	3	1	0	0	16	8.0
24	GRISSETT, Lele	3-0	48:02	16.0	9-13	.692	0-0	.000	5-11	.455	9	8	17	5.7	7	0	5	1	3	4	23	7.7
12	BEAL, Brea	3-3	72:22	24.1	10-20	.500	0-1	.000	3-9	.333	8	6	14	4.7	7	0	5	3	1	2	23	7.7
0	THOMPSON, Olivia	2-0	14:20	7.2	3-5	.600	2-3	.667	0-0	.000	0	0	0	0.0	1	0	0	1	0	0	8	4.0
11	LITTLETON, Destiny	3-0	35:43	11.9	1-8	.125	0-5	.000	6-8	.750	0	9	9	3.0	4	0	1	2	0	1	8	2.7
32	WESOLEK, Elysa	2-0	16:51	8.4	1-1	1.000	0-0	.000	0-0	.000	2	3	5	2.5	4	0	0	0	2	0	2	1.0
Team											4	3	7					1				
Total		3	602		98-197	.497	11-32	.344	72-117	.615	53	101	154	51.3	59	0	45	36	22	24	279	93.0
Opponents		3	600		71-196	.362	12-58	.207	27-57	.474	36	58	94	31.3	88	5	35	41	11	15	181	60.3

Team Statistics

	USC	OPP
Scoring	279	181
Points per game	93.0	60.3
Scoring margin	+32.7	-
Field goals-att	98-197	71-196
Field goal pct	.497	.362
3 point fg-att	11-32	12-58
3-point FG pct	.344	.207
3-pt FG made per game	3.7	4.0
Free throws-att	72-117	27-57
Free throw pct	.615	.474
F-Throws made per game	24.0	9.0
Rebounds	154	94
Rebounds per game	51.3	31.3
Rebounding margin	+20.0	-
Assists	45	35
Assists per game	15.0	11.7
Turnovers	36	41
Turnovers per game	12.0	13.7
Turnover margin	+1.7	-
Assist/turnover ratio	1.3	0.9
Steals	24	15
Steals per game	8.0	5.0
Blocks	22	11
Blocks per game	7.3	3.7
Winning streak	3	-
Home win streak	1	-
Attendance	3500	0
Home games-Avg/Game	1-3500	0-0
Neutral site-Avg/Game	-	2-0

Team Results

Date	Opponent		Score	Att.
11/25/2020	Col. of Charleston	W	119-38	3500
11/28/2020	vs South Dakota	W	81-71	0
11/29/2020	vs Gonzaga	W	79-72	0