

GAME 7 | THURSDAY, DECEMBER 31, 2020

#5/4 **SOUTH CAROLINA (5-1)** VS. **FLORIDA (7-1)**

4 P.M. | COLUMBIA, S.C. | COLONIAL LIFE ARENA (3,500)

TV: ESPNU | RADIO: 107.5 FM THE GAME
 LIVE STATS: GAMECOCKS.STATBROADCAST.COM

ABOUT TODAY'S GAME

- Today's game marks the start of South Carolina's 30th season in the SEC, during which the Gamecocks are 202-209, including a 138-52 (.726) mark under Staley.
- The Gamecocks are 12-17 all-time in SEC openers, including an 8-4 mark under Staley with wins in the last seven conference openers. They have never started SEC play against Florida.
- This is the second-straight season and the sixth time in the last seven seasons that South Carolina has opened SEC play at home, winning all six of those contests. The Gamecocks are 73-22 in SEC home games under Staley and 117-89 in such games all-time.

GAMECOCK NOTABLES

- South Carolina is third in the nation in rebounds per game (52.0) and rebounding margin (+19.2), leading the SEC in both categories. While forwards Aliyah Boston (9.7) and Laeticia Amihere (7.3) lead the way, crashing the boards is a team effort. Guards LeLe Grissett and Destanni Henderson are pulling down more than five rebounds per game – 5.4 and 5.3, respectively. Four different Gamecocks have led or shared the team lead in rebounding at least once, including two games for Henderson.
- An early season area of concern for the Gamecocks was their scoring efficiency in the paint. Shooting just 45.0 percent in the paint during a three-game stretch, South Carolina turned things around to hit 68.2 percent from the paint in its last two outings (45-66).
- Sophomore guard Zia Cooke was among the first Gamecocks to reach out to her head coach after the team's uncharacteristic performance against NC State, and the young competitor quickly applied the lessons Staley provided in that moment. In the two games since, Cooke has averaged 21.0 points on 60.9 percent shooting (14-23), including 9-of-13 (.692) from 3-point range, and handed out 4.0 assists per game. The efficient offensive surge has moved her into sixth in the SEC in scoring (17.7) and 16th in the country in 3-point percentage with an SEC-best .552 mark on the season.
- Junior guard Destanni Henderson has been growing into her starting point guard role, and seems to be finding the balance of points and assists. Tied for third in the SEC with 5.0 assists per game, she has handed out more than five assists in each of the last three games. Her 12.5 points per game are second on the team, and her 3.3 assist-to-turnover ratio is 27th in the country.

4 The Gamecocks are 4-0 all-time in games played on New Year's Eve, including a pair of SEC wins. Three of the four games were at home.	9.5 Freshman Eniya Russell has averaged 9.5 points over the last two games, shooting 53.8 percent from the field.	18.0 South Carolina is 10th in the country with 18.0 offensive rebounds per game. Reeling in an SEC-best 46.0 percent of its missed shots, it averages 17.5 second-chance points.
19 Sophomore Aliyah Boston needs 19 points to reach 500 in her career.	20.5 The Gamecocks have handed out 20.5 assists per game over their last two outings, the two highest marks of the season – 21 at #23/18 Iowa State, 22 vs. Temple.	27.7 South Carolina's 27.7 free throw attempts per game leads the nation. Their 17.2 made free throws per game ranks sixth.

GAMECOCKS

5-1, 0-0 SEC

Ranking: 5/4 (AP/Coaches)

Head Coach: Dawn Staley

Record at SC: 310-99 (13th)

Career Record: 482-179 (21st)

Top Scorer: Zia Cooke (17.7)

Top Rebounder: Aliyah Boston (9.7)



GATORS

7-1, 0-0 SEC

Ranking: -/- (AP/Coaches)

Head Coach: Cam Newbauer

Record at UF: 30-39 (4th)

Career Record: 120-108 (8th)

Top Scorer: Kiara Smith (16.8)

Top Rebounder: Nina Rickards (7.6)



SCHEDULE/RESULTS

Nov. 25 **Charleston (SECN+)** **119-38**

Women's Bad Boy Mowers Crossover Classic

Nov. 28 vs. South Dakota (FloHoops) W, 81-71
 Nov. 29 vs. #21/20 Gonzaga (FloHoops) W, 79-72

Dec. 3 **#8/6 NC State (ESPN2)** **L, 46-54**

Dec. 6 *SEC/Big 12 Challenge*
 at #23/18 Iowa State (ESPNU) W, 83-65

Dec. 17 **Temple (SECN)** **W, 103-41**

Dec. 31 **Ole Miss*** **Postponed**

Dec. 31 **Florida* (ESPNU)** **4 p.m.**

Jan. 4 at Alabama (SECN) **7 p.m.**

Jan. 7 **Georgia*** **TBA**

Jan. 10 at Kentucky* **TBA**

Jan. 14 at Vanderbilt* **TBA**

Jan. 18 **Arkansas*** **7 p.m.**

Jan. 24 at LSU* (SECN) **1 p.m.**

Jan. 28 at Mississippi State* **7 p.m.**

Jan. 31 **Alabama* (SECN)** **3 p.m.**

Feb. 4 at Auburn* **TBA**

Feb. 8 at UConn **TBA**

Feb. 11 **Missouri* (SECN)** **7 p.m.**

Feb. 14 **LSU* (SECN)** **Noon**

Feb. 18 at Tennessee (SECN) **7 p.m.**

Feb. 21 **Kentucky*** **TBA**

Feb. 28 at Texas A&M* **TBA**

Mar. 3-7 *SEC Tournament (Greenville, S.C.)*
 SEC Tournament **TBA**

All Times Listed as Eastern and are subject to change












** indicates SEC Game*

SECN is SEC Network; SECN+ is SEC Network online via ESPN app

TALE OF THE TAPE

	85.2	.459	.370	.620	17.2	56.8	.332	.200	+19.2	16.2	+1.0	6.8	6.2
SOUTH CAROLINA	Points	FG%	3FG%	FT%	FTM per Game	Scoring Def.	FG% Def.	3FG% Def.	Reb. Margin	Assists	TO Margin	Blocks	Steals
FLORIDA	80.5	.443	.314	.680	13.0	59.8	.388	.188	+8.0	13.1	+4.9	1.9	8.3

2020-21 SOUTH CAROLINA MEDIA ROSTER

0		<p>Olivia Thompson 5-8 • So. • Guard • Lexington, S.C.</p> <p>PPG 2.0 RPG 0.4 APG 0.0 FG% .400 FT% —</p>	<p>LAST GM: 2 pts, 1 reb vs. Temple NOTABLE: Good outside shooter ... has played in four games this season, hitting a 3 in two ... 2019 SCBCA Class 5A Player of the Year and SC HS Sports Report co-Statewide Player of the Year.</p>	<p>Career Highs Pts: 10 vs. Alabama St., 11/5/19 Ast: 2 vs. USC Upstate, 11/21/19 Stl: 1 vs. Arkansas, 3/7/20 Reb: 1, 6x, vs. Temple, 12/17/20 Min: 14 at Ole Miss, 1/30/20</p>
1		<p>Zia Cooke 5-9 • So. • Guard • Toledo, Ohio <i>ZY-uh COOK</i></p> <p>PPG 17.7 RPG 3.2 APG 2.8 FG% .412 FT% .769</p>	<p>LAST GM: 23 pts, 4 assts, 5 3FGs vs. Temple NOTABLE: Explosive, athletic guard who finds the rim and has great body control ... 16th in NCAA in 3FG% (.552) ... 6th in SEC in ppg, 3rd in 3FG/gm ... last 2 gms – 21.0 ppg, .609 FG% ... Naismith, Wade and Wooden Watch Lists.</p>	<p>Career Highs Pts: 27 at Dayton 11/13/19 Reb: 7 at Dayton, 11/13/19 Ast: 5 vs. USC Upstate, 11/21/19 Stl: 4 vs. USC Upstate, 11/21/19 Min: 36, 2x, S. Dakota, 11/28/20</p>
2		<p>Eniya Russell 6-1 • Fr. • Guard • Baltimore, Md. <i>ih-NYE-uh</i></p> <p>PPG 7.0 RPG 1.6 APG 0.8 FG% .480 FT% .600</p>	<p>LAST GM: 11 pts, 2 stls, 3 rebs vs. Temple NOTABLE: Great passer, can shoot deep 3, gets to the rim, strong pull-up game ... played in 5 games ... last 2 gms – 9.5 ppg, .538 FG% ... McDonald's All-American ... scored 14.9 points per game as a senior.</p>	<p>Career Highs Pts: 14 vs. Charleston, 11/25/20 Reb: 4 vs. Charleston, 11/25/20 Ast: 2 vs. Charleston, 11/25/20 Stl: 2 vs. Temple, 12/17/20 Min: 20 vs. Charleston, 11/25/20</p>
3		<p>Destanni Henderson 5-7 • Jr. • Guard • Fort Myers, Fla. <i>DES-tuh-nee</i></p> <p>PPG 12.5 RPG 5.3 APG 5.0 FG% .464 FT% .727</p>	<p>LAST GM: 8 pts, 7 assts, 2 3FGs vs. Temple NOTABLE: Confident, explosive guard ... 3rd in SEC in apg, 5th in A:TO (3.3) ... last 3 gms – 6.7 apg ... 21.0 ppg in Crossover Classic to earn MVP ... 2020 SEC All-Tournament Team, 2019 SEC All-Freshman Team.</p>	<p>Career Highs Pts: 23 vs. Gonzaga, 11/29/20 Reb: 9 vs. S. Dakota, 11/28/20 Ast: 8 vs. Kentucky, 1/2/20 Stl: 5 at Temple, 12/7/19 Min: 38 at Iowa State, 12/6/20</p>
4		<p>Aliyah Boston 6-5 • So. • For. • St. Thomas, U.S.V.I. <i>uh-LEE-uh</i></p> <p>PPG 11.5 RPG 9.7 BPG 1.2 FG% .460 FT% .643</p>	<p>LAST GM: 14 pts, 9 rebs, 3 blks vs. Temple NOTABLE: Physical post who loves contact, good shooting range ... 5th in SEC in rpg ... unanimous 2020 National Freshman of the Year, Lisa Leslie Award winner ... Preseason All-America, Naismith, Wade and Wooden Watch Lists.</p>	<p>Career Highs Pts: 21 vs. Mississippi St., 1/20/20 Reb: 25 vs. Arkansas, 1/9/20 Blk: 10 vs. Alabama St., 11/5/19 Stl: 4, 2x, S. Dakota, 11/28/20 Min: 35, 2x, at Iowa State, 12/6/20</p>
5		<p>Victoria Saxton 6-2 • Jr. • Forward • Rome, Ga. <i>vic-TAR-ee-uh</i></p> <p>PPG 9.5 RPG 6.7 BPG 2.3 FG% .622 FT% .647</p>	<p>LAST GM: 16 pts, 7 rebs, 4 blks vs. Temple NOTABLE: Team captain ... lithe, athletic forward, quick off the floor, great rebounder and shot blocker ... 29th in NCAA in bpg ... 14th in SEC in off. rpg (2.5) ... last 2 gms – 12.5 ppg, 8.0 rpg ... 2019 SEC All-Freshman Team.</p>	<p>Career Highs Pts: 19, 2x, Charleston, 11/25/20 Reb: 12 vs. Charleston, 11/25/20 Blk: 5, 2x, Charleston, 11/25/20 Stl: 3, 2x, vs. Auburn, 2/13/20 Min: 32 at Iowa State, 12/6/20</p>
11		<p>Destiny Littleton 5-9 • Jr. • Guard • San Diego, Calif.</p> <p>PPG 3.2 RPG 3.7 APG 1.0 FG% .277 FT% .800</p>	<p>LAST GM: 6 pts, 2 assts, 2 stls vs. Temple NOTABLE: Big guard, prolific scorer ... returning from procedure to alleviate chronic ankle issues while sitting out last season due to NCAA transfer rules ... played in all 6 games so far ... last 2 gms – 5.5 ppg, 5.5 rpg, 2.5 apg</p>	<p>Career Highs Pts: 22 vs. Northwestern St., 12/29/18* Reb: 8, 2x, vs. Charleston, 11/25/20 Ast: 7 vs. Northwestern St., 12/29/18* Stl: 3, 2x, at Oklahoma St., 2/12/19* Min: 34, 2x, vs. Kansas St., 2/17/19* <small>* indicates set prior to South Carolina</small></p>
12		<p>Brea Beal 6-1 • So. • Guard • Rock Island, Ill. <i>BREE</i></p> <p>PPG 7.7 RPG 4.2 APG 1.7 FG% .442 FT% .364</p>	<p>LAST GM: 5 pts, 3 assts, 2 stls vs. Temple NOTABLE: Big, physical guard who got stronger in offseason ... brings intangibles, incredible competitiveness ... takes toughest defensive assignment ... last 2 gms – 9.0 ppg, 2.5 apg, 50.0 3FG% ... Cheryl Miller Award Watch List.</p>	<p>Career Highs Pts: 15 vs. Kentucky, 1/2/20 Reb: 13 at Missouri, 1/16/20 Ast: 4, 2x, vs. App State, 11/17/19 Stl: 3, 4x, vs. Miss. State, 1/20/20 Min: 32 vs. Indiana, 11/28/19</p>
15		<p>Laeticia Amihere 6-4 • So. • For. • Mississauga, Ontario <i>luh-TEE-shuh ah-MEE-hear</i></p> <p>PPG 9.0 RPG 7.3 BPG 1.3 FG% .370 FT% .625</p>	<p>LAST GM: 11 pts, 3 rebs, 1 stl vs. Temple NOTABLE: Explosive, athletic forward with solid guard skills ... showing confidence and skills that made her No. 10 overall recruit in Class of 2019 ... 15th in SEC in rpg, 9th in offensive rebounds (2.8), 13th in bpg.</p>	<p>Career Highs Pts: 16 at Ole Miss, 1/30/20 Reb: 15 vs. NC State, 12/3/20 Blk: 3, 5x, vs. S. Dakota, 11/28/20 Stl: 3 vs. Purdue, 12/15/19 Min: 30 vs. S. Dakota, 11/28/20</p>
24		<p>LeLe Grissett 6-2 • Sr. • G/F • Durham, N.C. <i>LEE-lee grih-SET</i></p> <p>PPG 7.6 RPG 5.4 APG 1.6 FG% .762 FT% .353</p>	<p>LAST GM: 7 pts, 7 rebs, 3 assts vs. Temple NOTABLE: Long, versatile and high-energy guard who can play any position ... aggressive perimeter defender ... 12th in SEC in off. rpg (2.6) ... team-best FG% ... missed Iowa State game with head injury, solid return vs. Temple</p>	<p>Career Highs Pts: 22 at Vanderbilt, 1/18/18 Reb: 10, 2x, vs. Charleston, 11/25/20 Ast: 4, 2x, vs. Arkansas, 3/7/20 Stl: 4, 2x, vs. Georgia, 3/6/20 Min: 29 vs. Tennessee, 1/14/18</p>
32		<p>Elysa Wesolek 6-1 • Jr. • Forward • Charleston, S.C. <i>uh-LISS-uh WES-uh-leck</i></p> <p>PPG 0.5 RPG 2.5 BPG 0.8 FG% .333 FT% .000</p>	<p>LAST GM: 2 rebs, 1 blk, 4 mins at Iowa State NOTABLE: Solid shooting forward ... has played in 4 games so far ... appeared in 20 games in 2019-20, including 10 of 16 SEC contests ... has one double-figure scoring game in her career ... 2018 SCISA Miss Basketball.</p>	<p>Career Highs Pts: 10 vs. ETSU, 11/22/18 Reb: 2, 8x, vs. Auburn, 2/13/20 Ast: 1, 6x, at Missouri, 1/16/20 Stl: 2 vs. USC Upstate, 11/21/19 Min: 12 vs. Vanderbilt, 2/17/20</p>

QUICK FACTS

The University

Location: Columbia, S.C.
Founded: 1801
Enrollment: 33,176
Colors: Garnet (PMS 202C) and Black
Nickname: Gamecocks
Conference: Southeastern
President: Bob Caslen
Athletics Director: Ray Tanner
Facility: Colonial Life Arena (18,000)

Coaching Staff

Head Coach: Dawn Staley
Alma Mater: Virginia, 1992
Overall Record: 482-179 (21st season)
School Record: 310-99 (13th season)
Assoc. Head Coach, Alma Mater:
 Lisa Boyer, Ithaca, 1979 (13th season)
Assistant Coaches, Alma Mater:
 Fred Chmiel, Excelsior, 2001 (6th season)
 Jolette Law, Iowa, 1990 (4th season)

Team Information

2019-20 Record: 32-1
 Home: 15-0 Away: 12-0 Neutral: 5-1
SEC Record (Finish): 16-0 (1st)
 Home: 8-0 Away: 8-0
Letterwinners Returning/Lost: 9/2
Starters Returning/Lost: 3/2

Program History

First Year of Women's Basketball: 1974-75
All-Time Record: 890-528 (47th season)
All-Time SEC Record: 192-67 (30th season)
NCAA Appearances (Last): 16 (2019)
NCAA Tournament Record: 28-14
2019 NCAA Result: Sweet 16, L, 68-93 vs. Baylor, Greensboro, N.C.
WNIT Appearances (Last): 4 (2011)
WNIT Record: 3-4

Media Relations

Women's Basketball Contact: Diana Koval
Office: 803.777.7977
Cell: 314.369.6050
Email: dkoval@mailbox.sc.edu
Press Row Phone: 803.777.6182
Women's Basketball on Social Media:
Twitter: @GamecockWBB
Instagram: @GamecockWBB
Facebook: @GamecockWBB
TikTok: @GamecockWBB
Head Coach on Social Media
Twitter: @DawnStaley
Instagram: @Staley05
Athletics Department on the Web
Website: GamecocksOnline.com
Twitter: @GamecocksOnline
Instagram: @GamecocksOnline
Facebook: Facebook.com/GamecocksOnline
YouTube: YouTube.com/GamecocksOnline

CURRENT STREAKS

	Total	Home	Road	Neut.
Overall	W2	W1	W16	W7
SEC	W16	W8	W13	—
Non-Conference	W2	W1	W5	W7
Ranked Teams	W1	L1	W4	W4

Five-Second Count

South Carolina women's basketball is in the midst of its most successful era, claiming at least 20 wins for the last nine seasons, including four 30-win seasons in the last six campaigns. The Gamecocks have played in the NCAA Elite Eight three times in the last five NCAA Tournaments, including winning the 2017 National Championship, and have been ranked in the AP Top 25 for 157 consecutive weeks. Staley led the Gamecocks to their only No. 1 rankings in program history (12 weeks in 2014-15, 10 weeks in 2019-20, 2 weeks in 2020-21), five SEC regular-season titles and five SEC Tournament championships.

Under Staley's leadership, six Gamecocks have earned All-America status, two have earned SEC Player of the Year honors and 19 have picked up All-SEC recognition at least once. Eight Gamecocks have been selected in the WNBA Draft in the last five years, including 2018 No. 1 overall pick Aja Wilson, who went on to become the Gamecocks' second-straight WNBA Rookie of the Year (2018) and the program's first WNBA MVP (2020).

Florida Series Notes

South Carolina's 12-game win streak against the Gators has leveled the all-time series at 20-20. The Gamecocks are still a game down in the series in games played in Columbia as the Gators hold a 10-9 edge on South Carolina's home court but have not won in Colonial Life Arena since a 65-63 decision on Jan. 9, 2011.

In last season's meeting in Gainesville, the Gamecocks locked the Gators down in the second quarter, allowing just nine points, to storm to a 100-67 victory (Feb. 27, 2020). Five Gamecocks finished in double-figure points with the team shooting 59.2 percent, including a sterling 68.2 percent in the first quarter.

Home Sweet Home

The Gamecocks are 471-165 (.741) all-time in home games, including a 159-34 mark under head coach Dawn Staley. Her .824 winning percentage at home is second among the program's seven all-time head coaches (Pam Parsons (41-7) .854).

Playing in its 19th season at Colonial Life Arena, South Carolina boasts a 222-67 (.768) record in the building, including three undefeated seasons since 2013-14. Staley's share of that record is 156-34 (.821).

For (SEC) Openers

The Gamecocks are 12-17 in SEC openers, including an 8-4 mark under head coach Dawn Staley, who has led her team to wins in the last seven league openers. South

WHAT MATTERS

South Carolina head coach Dawn Staley picked "What Matters" as this season's theme, reflecting the value of knowing what matters most to you – your why – and how focusing on that provides a navigational guide through challenging times.

Each Gamecock wrote her own personal statement of "What Matters" to her. Pieces of each statement were blended together as a script for the video that launched the team.

That video and each Gamecocks' personal "What Matters" statement can be found at GamecocksOnline.com/WhatMatters.

Carolina has started SEC play at home 18 times (10-8) overall with six of those coming in the last seven seasons.

Winners of the last seven SEC openers, the Gamecocks' last loss to open league play was a 73-53 decision to then-No. 18 Tennessee on Jan. 3, 2013.

Ranking Review

The Gamecocks are ranked No. 5 in the AP Poll and No. 4 in the USA Today Coaches' Poll for the fourth-straight week.

Ranked in the AP Top 25 for the last 157 consecutive weeks, South Carolina has the fourth-longest active streak in the nation.

Schedule Strength

South Carolina's three games against ranked opponents are the second-most by a top-25 team at this point in the season, trailing only No. 18/21 DePaul's four such games.

The Gamecocks' 23-game schedule includes eight games against teams ranked in the most recent AP Top 25 and USA Today Coaches' Poll.

Staley's Stand

In her 21st season as a head coach, Dawn Staley has a .729 (482-179) winning percentage, which ranks 13th in the nation among active head coaches with at least 10 seasons of experience. The unanimous 2020 National Coach of the Year, she became the first person to win both a Naismith Player of the Year Trophy and a Naismith Coach of the Year Trophy.

Leading the Gamecocks for the 13th season, Staley is the program's all-time winningest coach (310) with a program-record nine postseason appearances (8 NCAA/1 WNIT). She accounts for both of the Gamecocks' Final Four appearances (2015, 2017) and the first national

GAMECOCKS IN THE RANKINGS (thru games of 12/28)

Team	SEC	NCAA	Actual	Laetitia Amihere	SEC	NCAA	Actual
Scoring Offense	3	20	85.2	Rebounding Avg.	15	226	7.3
Scoring Defense	5	38	56.8	Off. Rebs. Per Game	9	—	2.8
Scoring Margin	2	12	+28.3	Aliyah Boston	SEC	NCAA	Actual
Field Goal Percentage	8	49	.459	Rebounding Avg.	5	54	9.7
Field Goal %age Def.	5	21	.332	Off. Rebs. Per Game	4	—	3.5
3-Point FG %age	6	43	.370	Zia Cooke	SEC	NCAA	Actual
3-Point FG %age Def.	2	6	.200	Scoring Avg.	6	96	17.7
3-Point FG Made/Gm.	9	185	5.7	FT Percentage	10	229	.769
Free Throw Percentage	11	270	.620	3-Point FG Percentage	1	16	.552
Rebounding Offense	1	3	52.0	Made 3s Per Game	3	63	2.7
Rebounding Defense	4	—	32.8	Destanni Henderson	SEC	NCAA	Actual
Rebounding Margin	1	3	+19.2	Assists Per Game	3	48	5.0
Assists Per Game	6	64	16.2	Assist-to-Turnover Ratio	5	27	3.3
Steals Per Game	14	253	6.2	Victoria Saxton	SEC	NCAA	Actual
Turnover Margin	12	145	+1.0	Blocked Shots Per Game	2	29	2.3
Turnovers Per Game	—	13	12.0				
Assist-to-Turnover Ratio	3	19	1.3				
Blocked Shots Per Game	2	8	6.8				
Home Attendance Avg.	1	NA	3,500				

and second in the SEC with 6.8 blocks per game.

Eight different Gamecocks have blocked at least one shot with forward Victoria Saxton leading the way.

Saxton's 2.3 blocks per game are second in the SEC and 29th in the nation. She got that number started with a career-high tying five against Charleston (Nov. 25) and has blocked multiple shots in a game four times in her first six outings.

Free for All

The Gamecocks continue to get to the free throw line at one of the highest rates in the country. South Carolina's 27.7 free throw attempts per game leads the nation with SEC-rival Arkansas next in line at 26.7. The Gamecocks make 17.2 free throws per game, which is sixth in the country.

Through six games this season, South Carolina has made more free throws (103) than their opponents have attempted (98).

While Laeticia Amihere leads the parade to the line with a team-high 32 attempts, Zia Cooke is 10th in the SEC in free throw percentage (.769) and second on the team with 26 attempts.

Numbers Game

South Carolina's home opener against College of Charleston (Nov. 25) created a variety of new offensive and rebounding entries in the record books.

119 points: Staley-era record, tied for third in program history

+81 margin of victory: Staley-era record, second in program history

42 made field goals: Staley-era record

73 rebounds: Staley-era record, second in program history

+45 rebounding margin: Staley-era record, second in program history

50 defensive rebounds: Program record

4 double-doubles: Program record

7 score in double figures: Program record

Everybody's All-American

Of the 11 Gamecocks on the 2020-21 roster, six were McDonald's All-Americans in high school – Brea Beal, Aliyah Boston, Zia Cooke, Destanni Henderson, Destiny Littleton and Eniya Russell.

At South Carolina, Staley has coached 13 McDonald's All-Americans, including 10 who joined the Gamecocks as freshmen.

Great Gamecock Fans

South Carolina has led the nation in attendance for the last six seasons, averaging at least 11,000 fans in each of those campaigns.

While the 2020-21 season will see far fewer fans in the stands around the nation due to restrictions in place to mitigate the COVID-19 pandemic, the Gamecocks still expect to be among the nation's leaders in attendance based on the fact that Colonial Life Arena, which has a maximum capacity of 3,500 under the restrictions, is among the largest arenas in women's college basketball.

With paid attendance of 3,500 at each of the first three home games, South Carolina holds the three highest attendance games of the season.

They Got Next

The Gamecocks signed the No. 1 recruiting class in the country in November as Staley and her staff added four signees from the Class of 2021. All four are ranked among the top 14 players in the class, including the Nos. 2, 3 and 4

entries.

Sania Feagin (6-3, F, Ellenwood, Ga.)

- No. 4 in Class of 2021
- 2021 Jersey Mike's Naismith Trophy Watch List
- 2020 Georgia Gatorade Player of the Year and 6A First-Team All-State
- 2019-20 stats: 17.2 ppg, 10.4 rpg, 3.6 bpg

Bree Hall (5-11, G, Dayton, Ohio)

- No. 14 in Class of 2021
- 2021 Jersey Mike's Naismith Trophy Watch List
- 2020 Div. I All-Ohio Second Team
- 2019-20 stats: 21.4 ppg, 7.4 rpg, .555 FG percentage

Raven Johnson (5-8, G, Atlanta, Ga.)

- No. 2 in Class of 2021
- 2021 Jersey Mike's Naismith Trophy Watch List
- 2020 Georgia All-Classification Player of the Year
- Led team to three straight state championships
- 2019-20 stats: 15.0 ppg, 3.9 apg, 4.3 spg

Saniya Rivers (6-0, G, Wilmington, N.C.)

- No. 14 in Class of 2021
- 2021 Jersey Mike's Naismith Trophy Watch List
- Two-time NC Gatorade Player of the Year
- 2020 All-Area Player of the Year
- 2019-20 stats: 25.0 ppg, 11.7 rpg, 6.3 spg

2020-21 DOUBLE-DOUBLES

Laeticia Amihere (2)

11/25	College of Charleston	11 pts/11 rebs
12/3	NC State	11 pts/15 rebs

Aliyah Boston (2)

11/25	College of Charleston	11 pts/12 rebs
12/6	at Iowa State	13 pts/15 rebs

LeLe Grissett (1)

11/25	College of Charleston	13 pts/10 rebs
-------	-----------------------	----------------

Victoria Saxton (1)

11/25	College of Charleston	19 pts/12 rebs
-------	-----------------------	----------------

GAMES LED TEAM IN ... (includes ties for team lead)

Scoring	2020-21	Career	Record
Zia Cooke	4	15	14-1
Destanni Henderson	2	7	6-1
Laeticia Amihere	1	2	1-1
Victoria Saxton	1	2	2-0
Aliyah Boston	0	7	7-0
LeLe Grissett	0	3	3-0
Destiny Littleton	0	3*	2-1
Brea Beal	0	1	1-0

Rebounding	2020-21	Career	Record
Aliyah Boston	3	28	28-0
Laeticia Amihere	2	4	3-1
Destanni Henderson	2	3	3-0
Victoria Saxton	1	4	4-0
LeLe Grissett	0	9	6-3
Brea Beal	0	4	4-0
Destiny Littleton	0	3*	1-2

Assists	2020-21	Career	Record
Destanni Henderson	4	12	11-1
Zia Cooke	1	3	3-0
Aliyah Boston	1	1	1-0
Brea Beal	0	2	2-0
Destiny Littleton	0	2*	2-0
Laeticia Amihere	0	1	1-0
LeLe Grissett	0	1	1-0

* indicates includes games prior to transfer to SC

MISCELLANEOUS STATS

Triple-Doubles	2020-21	Career	Record
Aliyah Boston	0	1	1-0

Double-Doubles	2020-21	Career	Record
Aliyah Boston	2	15	15-0
Laeticia Amihere	2	2	1-1
LeLe Grissett	1	2	1-1
Victoria Saxton	1	2	2-0
Brea Beal	0	1	1-0

20+ Points	2020-21	Career	Record
Zia Cooke	1	6	6-0
Destanni Henderson	1	2	2-0
Aliyah Boston	0	2	2-0
LeLe Grissett	0	1	1-0
Destiny Littleton	0	1*	1-0

10+ Points	2020-21	Career	Record
Zia Cooke	6	30	29-1
Aliyah Boston	5	33	32-1
Destanni Henderson	4	22	21-1
Laeticia Amihere	4	8	7-1
Victoria Saxton	2	10	10-0
Brea Beal	2	8	8-0
Eniyah Russell	2	2	2-0
LeLe Grissett	1	14	12-2
Destiny Littleton	0	12*	9-3
Olivia Thompson	0	1	1-0
Elysa Wesolek	0	1	1-0

10+ Rebounds	2020-21	Career	Record
Aliyah Boston	2	18	18-0
Laeticia Amihere	2	2	1-1
LeLe Grissett	1	2	1-1
Victoria Saxton	1	2	2-0
Brea Beal	0	5	5-0

5+ Assists	2020-21	Career	Record
Destanni Henderson	4	11	10-1
Destiny Littleton	0	1*	1-0

5+ Steals	2020-21	Career	Record
Destanni Henderson	0	1	1-0

5+ Blocks	2020-21	Career	Record
Victoria Saxton	1	2	2-0
Aliyah Boston	0	6	6-0

2020-21 AWARDS

Brea Beal

Cheryl Miller Award Watch List (Preseason)

Aliyah Boston

Naismith Trophy Watch List (Preseason)
Wade Trophy Watch List (Preseason)
Lisa Leslie Award Watch List (Preseason)
Preseason All-America (AP, Lindy's)
Preseason All-SEC First Team (Coaches, Media)

Zia Cooke

Naismith Trophy Watch List (Preseason)
Wade Trophy Watch List (Preseason)
Ann Meyers Drysdale Award Watch List (Preseason)
Preseason All-SEC Second Team (Coaches)
Bad Boy Mowers Crossover Classic All-Tourn. Team

Destanni Henderson

Bad Boy Mowers Crossover Classic Tournament MVP
SEC co-Player of the Week (11/25-11/30)

IN THE STALEY ERA

Wins

30-Win Seasons.....	4
25-Win Seasons.....	8
20-Win Seasons.....	9
Winning Seasons.....	10

National Rankings

Weeks in the AP Top 25.....	162
Weeks in the AP Top 10.....	117
Weeks in the AP Top 3.....	54
Weeks at AP No. 1.....	24

Postseason

NCAA Tournament Appearances.....	8
NCAA Sweet 16s.....	7
NCAA Final Fours.....	2
National Championships.....	1

In the SEC

Regular-Season Championships.....	5
Regular-Season Top 5 Finishes.....	10
Tournament Championships.....	5

2020-21 GAMECOCK ROSTER

No.	Name	Pos.	Ht.	Yr.	Hometown/Last School
0	Olivia Thompson	G	5-8	So.	Lexington, S.C./Lexington
1	Zia Cooke	G	5-9	So.	Toledo, Ohio/Rogers
2	Eniya Russell	G	6-1	Fr.	Baltimore, Md./Saint Vincent Pallotti
3	Destanni Henderson	G	5-7	Jr.	Fort Myers, Fla./Fort Myers
4	Aliyah Boston	F	6-5	So.	St. Thomas, U.S.V.I./Worcester (Mass.) Acad.
5	Victoria Saxton	F	6-2	Jr.	Rome, Ga./Model
11	Destiny Littleton	G	5-9	Jr.	San Diego, Calif./Texas
12	Breanna Beal	G	6-1	So.	Rock Island, Ill./Rock Island
15	Laeticia Amihere	F	6-3	So.	Mississauga, Ontario/Kings Way Christian
24	LeLe Grissett	G/F	6-2	Sr.	Durham, N.C./Hillside
32	Elysa Wesolek	F	6-1	Jr.	Charleston, S.C./Northwood Academy

Head Coach: Dawn Staley

Assoc. Head Coach: Lisa Boyer, **Assistant Coaches:** Fred Chmiel, Jolette Law

TEAM SPECIALTY STATS

South Carolina-Opponent

	Pts. in Paint	Pts. Off TOs	2nd Chance Pts	Fast Break Pts
11/25 CofC	74-18	21-8	34-8	43-5
11/28 vs. USD	42-50	9-11	14-2	27-11
11/30 vs. Gonz.	44-30	12-14	18-6	20-5
12/3 NCSU	28-30	4-6	6-6	12-9
12/6 at ISU	18-36	17-14	15-4	3-6
12/17 Temple	54-16	30-4	20-10	28-3
12/31 Miss.				
1/4 at Ala.				
1/7 Ga.				
1/10 at Ky.				
1/14 at Vandy				
1/18 Ark.				
1/24 at LSU				
1/28 at MSU				
1/31 Ala.				
2/4 at Aub.				
2/8 at UConn				
2/11 Mizzou				
2/14 LSU				
2/18 at Tenn.				
2/21 Ky.				
2/25 Fla.				
2/28 at TAM				
Season Avg.	43.3-30.0	15.5-9.2	17.5-6.3	22.2-6.5
SEC Avg.				

STARTERS VS. BENCH

	SC Starters	Opp. Starters	SC Bench	Opp. Bench
11/25 CofC	67	25	52	13
11/28 vs. USD	57	62	24	9
11/30 vs. Gonz.	70	57	9	15
12/3 NCSU	27	54	19	0
12/6 at ISU	66	57	17	8
12/17 Temple	61	36	42	5
12/31 Miss.				
1/4 at Ala.				
1/7 Ga.				
1/10 at Ky.				
1/14 at Vandy				
1/18 Ark.				
1/24 at LSU				
1/28 at MSU				
1/31 Ala.				
2/4 at Aub.				
2/8 at UConn				
2/11 Mizzou				
2/14 LSU				
2/18 at Tenn.				
2/21 Ky.				
2/25 Fla.				
2/28 at TAM				
Season Avg.	58.0	48.5	27.2	8.3
SEC Avg.				

2020-21 SCORING DIFFERENTIALS

Season

Largest lead in a win	by 83 (119-36), 4th-0:45, vs. Charleston, 11/25/20
Largest deficit overcome to win	by 5 (20-25), 2nd-7:10, vs. South Dakota, 11/28/20
Largest lead given up in a loss	by 6 (15-9), 2nd-9:37, vs. NC State, 12/3/20
Largest deficit in a loss	by 8 (46-54), 4th-0:06, vs. NC State, 12/3/20

In SEC Regular Season

Largest lead in a win
Largest deficit overcome to win
Largest lead given up in a loss
Largest deficit in a loss

SOUTH CAROLINA'S RECORD WHEN...

	vs. Ranked	SEC	All
Record	2-1		5-1
Playing a ranked opponent.....	2-1		2-1
Playing at home	0-1		2-1
Playing on the road.....	1-0		1-0
Playing at neutral site	1-0		2-0
Leading at half	2-0		4-0
Trailing at half	0-1		0-1
Tied at half			1-0
Playing an overtime game			0-0
0 players score in double figures.....			0-0
1 player scores in double figures.....			0-0
2 players score in double figures.....	0-1		0-1
3 players score in double figures.....	1-0		1-0
4 players score in double figures.....	1-0		2-0
5 players score in double figures.....			1-0
More than 5 players in double figures.....			1-0
Starters out-score opponent's starters.....	2-0		4-0
Opponent's starters score equal/more.....	0-1		1-1
Bench out-scores opponent's bench.....	1-1		4-1
Opponent's bench scores equal/more.....	1-0		1-0
Shooting 50% or better	1-0		3-0
Shooting between 40-49%	1-0		2-0
Shooting between 30-39%			0-0
Shooting less than 30%	0-1		0-1
Opponent shoots 50% or better.....			0-0
Opponent shoots between 40-49%.....	1-0		2-0
Opponent shoots between 30-39%.....	1-0		1-0
Opponent shoots between 20-29%.....	0-1		1-1
Opponent shoots less than 20%.....			1-0
Shooting better than opponent.....	2-0		4-0
Shooting worse than/equal to opponent.....	0-1		1-1
Having more FTs made than opponent.....	1-0		4-0
Having equal/fewer FTs made than opponent.....	1-1		1-1
Out-rebounding opponent.....	2-1		5-1
Having equal/fewer rebounds than opponent.....			0-0
Having fewer TOs than opponent.....	1-0		3-0
Having equal or more TOs than opponent.....	1-1		2-1
Attempting more FT than 3FG.....	1-0		4-0
Attempting equal/fewer FT than 3FG.....	1-1		1-1
Making 5 or more 3FGs.....	1-0		3-0
Making fewer than 5 3FGs.....	1-1		2-1
Making no 3 FGs.....			0-0
Attempting 15 or more 3FGs.....	1-0		2-0
Attempting fewer than 15 3FGs.....	1-1		3-1
No South Carolina players foul out.....	1-0		4-0
One or more SC players foul out.....	1-1		1-1
No opposing players foul out	1-1		3-1
One or more opposing players foul out.....	1-0		2-0

	vs. Ranked	SEC	All
Assist at least half of field goals made.....	1-0		2-0
Assist on at least 2/3 of field goals made.....			0-0
Assist on less than half of field goals made.....	1-1		3-1
Scoring more pts. in paint than opponent.....	1-0		3-0
Scoring equal/fewer pts. in paint than opp.	1-1		2-1
Scoring more pts. off TOs than opponent.....	1-0		3-0
Scoring equal/fewer pts. off TOs than opp.	1-1		2-1
Scoring more 2nd-chance pts.....	2-0		5-0
Scoring equal/fewer 2nd-chance pts.....	0-1		0-1
Scoring more fast break pts.....	1-1		4-1
Scoring equal/fewer fast break pts.....	1-0		1-0
Wearing white uniforms.....	0-1		3-1
Wearing black uniforms.....	2-0		2-0
Wearing garnet uniforms.....			0-0
Playing in November.....	1-0		3-0
Playing in December.....	1-1		2-1
Playing in January.....			0-0
Playing in February.....			0-0
Playing in March.....			0-0
Playing during the day	2-0		4-0
Playing at night.....	0-1		1-1
Playing on Sunday.....	2-0		2-0
Playing on Monday.....			0-0
Playing on Tuesday.....			0-0
Playing on Wednesday.....			1-0
Playing on Thursday.....	0-1		1-1
Playing on Friday.....			0-0
Playing on Saturday.....			1-0
Margin is less than 5 pts.			0-0
Margin is between 5-9.....	1-1		1-1
Margin is between 10-19.....	1-0		2-0
Margin is between 20-29.....			0-0
Margin is between 30-39.....			0-0
Margin is between 40-49.....			0-0
Margin is 50 pts. or more.....			2-0
Having a 20-pt. scorer.....	1-0		2-0
Having a 30-pt. scorer.....			0-0
Scoring 49 points or less.....	0-1		0-1
Scoring 50-59 points.....			0-0
Scoring 60-69 points.....			0-0
Scoring 70-79 points.....	1-0		1-0
Scoring 80-89 points.....	1-0		2-0
Scoring 90-99 points.....			0-0
Scoring 100 points or more.....			2-0
Opponent scores 49 points or less.....			2-0
Opponent scores 50-59 points.....	0-1		0-1
Opponent scores 60-69 points.....	1-0		1-0
Opponent scores 70-79 points.....	1-0		2-0
Opponent scores 80-89 points.....			0-0
Opponent scores 90-99 points.....			0-0
Opponent scores 100 points or more.....			0-0

2020-21 TEAM HIGH/LOW

South Carolina Highs	South Carolina Lows	Category	Opponent Lows	Opponent Highs
119 vs. Charleston, 11/25	46 vs. NC State, 12/3	Points in Game	38, Charleston, 11/25	72, vs. Gonzaga, 11/29
62 vs. Charleston, 1st, 11/25	20 vs. NC State, 12/3	Points in a Half	16, Temple, 2nd, 12/17	37, vs. South Dakota, 1st, 11/28
34 vs. Charleston, 3rd, 11/25	8 vs. NC State, 12/3	Points in a Quarter	4, Temple, 12/17	23, vs. Gonzaga, 1st, 11/29 23, vs. South Dakota, 3rd, 11/29
42 vs. Charleston, 11/25	20 vs. NC State, 12/3	Field Goals Made	13, Charleston, 11/25	29, vs. Gonzaga, 11/29 29, vs. South Dakota, 11/29
74 vs. NC State, 12/3	54 vs. Gonzaga, 11/29	Field Goal Attempts	55, vs. Gonzaga, 11/29	74, Charleston, 11/25
.592 (42-71) vs. Charleston, 11/25	.270 (20-74) vs. NC State, 12/3	FG Percentage	.176 (13-74), Charleston, 11/25	.527 (29-55), vs. Gonzaga, 11/29
13 at Iowa State, 12/6	2 vs. NC State, 12/3 2 vs. Gonzaga, 11/29	3-Point FG Made	1, Charleston, 11/25	9, vs. Gonzaga, 11/29
26 at Iowa State, 12/6	5 vs. Gonzaga, 11/29	3-Point FG Attempts	16, vs. South Dakota, 11/28	27, at Iowa State, 12/6
.500 (13-26) at Iowa State, 12/6	.167 (2-12) vs. NC State, 12/3	3-Point FG Percentage	.043 (1-23), Charleston, 11/25	.474 (9-19), vs. Gonzaga, 11/25
31 vs. Charleston, 11/25	4 vs. NC State, 12/3	Free Throws Made	5, vs. Gonzaga, 11/29	14, at Iowa State, 12/6
47 vs. Charleston, 11/25	11 vs. NC State, 12/3	Free Throw Attempts	12, NC State, 12/3	24, Charleston, 11/25
.769 (10-13) at Iowa State, 12/6	.552 (16-29) vs. S. Dakota, 11/28	FT Percentage	.385 (5-13), vs. Gonzaga, 11/29	.875 (14-16), at Iowa State, 12/6
73 vs. Charleston, 11/25	36 vs. Gonzaga, 11/29	Rebounds	24, at Iowa State, 12/6	49, NC State, 12/3
22 vs. Temple, 12/17	9 vs. NC State, 12/3	Assists	0, Charleston, 11/25	20, vs. Gonzaga, 11/29
12 vs. Charleston, 11/25	1 at Iowa State, 12/6	Steals	1, Temple, 12/17	8, at Iowa State, 12/6
13 vs. Charleston, 11/25	4 vs. Gonzaga, 11/29	Blocked Shots	3, vs. South Dakota, 11/28 3, Charleston, 11/25	7, NC State, 12/3
19 at Iowa State, 12/6	6 vs. Temple, 12/17	Turnovers	8, vs. South Dakota, 11/28	18, Temple, 12/17 18, Charleston, 11/25
22 vs. South Dakota, 11/28	8, vs. Temple, 12/17	Fouls	10, at Iowa State, 12/6	32, vs. Gonzaga, 11/29

2020-21 INDIVIDUAL SUPERLATIVES

Category	South Carolina	Opponent
Points in Game	23 by Zia Cooke vs. Temple, 12/17 23 by Destanni Henderson vs. Gonzaga, 11/2	32 by Ashley Joens, at Iowa State, 12/6
Points in a Half	23 by Destanni Henderson vs. Gonzaga, 2nd, 11/21	16 by Ashley Joens, at Iowa State, 2nd, 12/6 16 by Ashley Joens, at Iowa State, 1st, 12/6
Points in a Quarter	12 by Zia Cooke, vs. Temple, 1st, 12/17 12 by Zia Cooke, at Iowa State, 3rd, 12/6 12 by Destanni Henderson vs. Gonzaga, 3rd, 11/29	10 by Ashley Joens, at Iowa State, 3rd, 12/6 10 by Ashley Joens, at Iowa State, 1st, 12/6
Field Goals Made	8 by Zia Cooke vs. Temple, 12/17 8 by Destanni Henderson vs. South Dakota, 11/28	11 by Ashley Joens, at Iowa State, 12/6
Field Goal Attempts	17 by Zia Cooke vs. Gonzaga, 11/29	24 by Chloe Lamb, vs. South Dakota, 11/28
FG Percentage	.833 (5-6) by LeLe Grissett vs. Charleston, 11/25	.778 (7-9) by Jenn Wirth vs. Gonzaga, 11/29
3-Point FG Made	5 by Zia Cooke vs. Temple, 12/17	4 by Cierra Walker, vs. Gonzaga, 11/29
3-Point FG Attempts	7 by Zia Cooke vs. Temple, 12/17 7 by Zia Cooke vs. South Dakota, 11/28	9 by Chelsea Wooten, Charleston, 11/25
3-Point FG Percentage	.714 (5-7) by Zia Cooke vs. vs. Temple, 12/17	.667 (4-6) by Cierra Walker, vs. Gonzaga, 11/29
Free Throws Made	10 by Destanni Henderson vs. Gonzaga, 11/29	8 by Ashley Joens, at Iowa State, 12/6 8 by Elissa Cunane, NC State, 12/3
Free Throw Attempts	13 by Destanni Henderson vs. Gonzaga, 11/29	8 by Ashley Joens, at Iowa State, 12/6 8 by Elissa Cunane, NC State, 12/3 8 by Hannah Sjerven, vs. South Dakota, 11/28 8 by Tyler Gray, Charleston, 11/25
FT Percentage	1.000 (5-5) by Laeticia Amihere vs. Temple, 12/17	1.000 (8-8) by Ashley Joens, at Iowa State, 12/6 1.000 (8-8) by Elissa Cunane, NC State, 12/3
Rebounds	15 by Aliyah Boston at Iowa State, 12/6 15 by Laeticia Amihere NC State, 12/3	12 by Jakia Brown-Turner, NC State, 12/3 12 by Kayla Jones, NC State, 12/3 12 by Hannah Sjerven, vs. South Dakota, 11/28
Assists	7 by Destanni Henderson, vs. Temple, 12/17 7 by Destanni Henderson, at Iowa State, 12/6	7 by Jill Townsend, vs. Gonzaga, 11/29 7 by Liv Korngable, vs. South Dakota, 11/28
Steals	4 by Aliyah Boston vs. South Dakota, 11/28 4 by Destanni Henderson vs. Charleston, 11/25	3 by Madison Wise, at Iowa State, 12/6 3 by Aubrey Joens, at Iowa State, 12/6 3 by Hannah Sjerven, vs. South Dakota, 11/28
Blocked Shots	5 by Victoria Saxton vs. Charleston, 11/25	4 by Elissa Cunane, NC State, 12/3
Turnovers	4 by Victoria Saxton at Iowa State, 12/6	5 by Asonah Alexander, Temple, 12/17 5 by Lexi Donarski, at Iowa State, 12/6

THE LAST TIME...

INDIVIDUAL

Scored 50 Points

South Carolina 51, Jocelyn Penn vs. Stetson, 1/4/03
Opponent Never

Scored 40 Points

South Carolina 51, Jocelyn Penn vs. Stetson, 1/4/03
Opponent 46, Cornelia Gayden, LSU, 1/14/95

Scored 30 Points

South Carolina 31, Te'a Cooper vs. Drake, 11/28/18
Opponent 32, Ashley Joens, at Iowa State, 12/6/20

Grabbed 20 Rebounds

South Carolina 25, Aliyah Boston vs. Arkansas, 1/9/20
Opponent 24, Teaira McCowan, at Mississippi State, 1/17/19

Grabbed 15 Rebounds

South Carolina 15, Aliyah Boston at Iowa State, 12/6/20
Opponent 18, Kiah Gillespie, Florida State, 3/24/19

Two Players with 20 or More Points

South Carolina Tyasha Harris 23/Aliyah Boston 21 vs. Mississippi St., 1/20/20
Opponent Alexis Tolefree 22/Amber Ramirez 20, Arkansas, 1/9/20

Two Players with 10 or More Rebounds

South Carolina A. Boston 12/V. Saxton 12/L. Amihere 11/L. Grissett 10 vs. Charleston, 11/25/20
Opponent Jakia Brown-Turner 12/Kayla Jones 12, NC State, 12/3/20

Three or More Players with 10 or More Rebounds

South Carolina A. Boston 12/V. Saxton 12/L. Amihere 11/L. Grissett 10 vs. Charleston, 11/25/20
Opponent W. Rolle 12/J. Breland 10/L. Broomfield 10, vs. North Carolina, 12/19/10

Had 10 Assists

South Carolina 10, Tyasha Harris vs. Mississippi State, 3/8/20
Opponent 12, Channise Lewis, Maryland, 11/18/18

Had Five Steals

South Carolina 5, Destanni Henderson at Temple, 12/7/19
Opponent 6, Cierra Dillard/5, Summer Hemphill, vs. Buffalo, 3/24/18

Had Five Blocked Shots

South Carolina 5, Victoria Saxton vs. Charleston, 11/25/20
Opponent 9, Ae'Rianna Harris, Purdue, 12/15/19

Had 20 Points and 20 Rebounds

South Carolina A'ja Wilson (27 pts/24 rebs) vs. LSU, 2/22/18
Opponent Teaira McCowan (26 pts/24 rebs) at Mississippi State, 1/17/19

Had a Double-Double

South Carolina Aliyah Boston (13 pts/15 rebs) at Iowa State, 12/6/20
Opponent J. Brown-Turner (11 pts/12 rebs)/Kayla Jones (16 pts/12 rebs), NC State, 12/3/20

Two Players had a Double-Double

South Carolina L. Amihere (11 pts/11 rebs) / A. Bason (11 pts/12 rebs) / L. Grissett (13 pts/10 rebs) / V. Saxton (19 pts/12 rebs) vs. Charleston, 11/25/20
Opponent J. Brown-Turner (11 pts/12 rebs)/Kayla Jones (16 pts/12 rebs), NC State, 12/3/20

Three or More Players had a Double-Double

South Carolina L. Amihere (11 pts/11 rebs) / A. Bason (11 pts/12 rebs) / L. Grissett (13 pts/10 rebs) / V. Saxton (19 pts/12 rebs) vs. Charleston, 11/25/20
Opponent Shakira Austin (10 pts/16 rebs) / Kaila Charles (17 pts/10 rebs) / Channise Lewis (10 pts/12 assts), Maryland, 11/18/18

Had a Triple-Double

South Carolina Aliyah Boston (12 pts/12 rebs/10 blks) vs. Alabama State, 11/5/19
Opponent Never

TEAM

Scored 100 Points

South Carolina 103 vs. Temple, 12/17/20
Opponent 103, Clemson, 11/21/03

Won by 30 or More Points

South Carolina 103-41 (62) vs. Temple, 12/17/20
Opponent 66-34 (32), Georgia, 3/4/11

Shot 65% or Better from the Field

South Carolina .667 (36-54) at Vanderbilt, 1/18/18
Opponent Never

Shot 60% or Better from the Field

South Carolina .603 (35-58) at Georgia, 1/26/20
Opponent .604 (29-48), Vanderbilt, 1/18/01

Shot 50% or Better from the Field

South Carolina .534 (38-73) vs. Temple, 12/17/20
Opponent .527 (29-55), vs. Gonzaga, 11/29/20

No Players in Double-Figure Points

South Carolina at Auburn, 1/19/12
Opponent Charleston, 11/25/20

Five Players in Double-Figure Points

South Carolina vs. Temple, 12/17/20
Opponent at Alabama, 1/5/20

More Than Five Players in Double-Figure Points

South Carolina 7 vs. Charleston, 11/25/20
Opponent 6 Maryland, 11/18/18

Faced AP Top-25 Opponent

Win 83-65 at No. 23 Iowa State, 12/6/20
Loss 57-71 vs. No. 17 Indiana, 11/28/19

Faced AP Top-10 Opponent

Win 76-62 vs. No. 9 Mississippi State, 3/8/20
Loss 46-54 vs. No. 8 NC State, 12/3/20

Faced AP Top-5 Opponent

Win 70-52 vs. No. 5 UConn, 2/10/20
Loss 64-68 vs. No. 5 Mississippi State, 3/3/19

Faced AP No. 1 Team

Win Never
Loss 68-93 vs. Baylor, 3/30/19

Overtime Game

Win 58-55 vs. Drexel, 11/28/12
Loss 85-90 vs. Drake, 11/24/18

Double-Overtime Game

Win 82-73 at Purdue, 12/16/18
Loss 92-94 at Clemson, 11/19/09

South Carolina Was Ranked (AP Poll)

No. 1 11/30/20
Top 5 No. 5, 12/21/20
Top 10 No. 6, 12/2/19
Top 25 No. 15, 3/19/19

SOUTH CAROLINA SINGLE-QUARTER RECORDS

TEAM	
Scoring	
Most	Points
1. vs. Saint Peter's, 11/22/16, 1st qtr.	37
2. at Vanderbilt, 1/12/20, 3rd qtr. vs. Alabama State, 3rd qtr.	36
4. vs. App State, 11/17/19, 1st qtr. vs. Arkansas, 3/8/19, 3rd qtr. at Arkansas, 2/3/19, 4th qtr. vs. Arkansas, 1/3/16, 2nd qtr.	35
Fewest	Points
1. vs. App State, 12/5/18, 4th qtr.	5
2. vs. Indiana, 11/28/19, 4th qtr. vs. St. John's, 11/25/17, 2nd qtr. vs. Stanford, 3/31/17, 2nd qtr. vs. UCLA, 12/18/16, 1st qtr.	6
Fewest Allowed	Points
1. at Ole Miss, 1/30/20, 1st qtr.	0
2. vs. UConn, 2/10/20, 1st qtr.	2
3. vs. App State, 11/17/19, 1st qtr. vs. Belmont, 3/22/19, 2nd qtr. vs. Savannah State, 12/17/17, 3rd qtr.	3
Most Allowed	Points
1. vs. Baylor, 12/2/18, 1st qtr. at Maryland, 11/13/17, 4th qtr. vs. Kentucky, 2/26/17, 4th qtr.	32
4. vs. Arkansas, 3/8/19, 3rd qtr. vs. Connecticut, 3/26/18, 1st qtr. vs. Syracuse, 3/25/16, 4th qtr.	30
Margin of Difference	
Lead	Score Margin
1. vs. Alabama State, 11/5/19, 3rd qtr.	36-9 +37
2. vs. App State, 11/17/19, 1st qtr.	35-3 +32
3. vs. Charleston, 11/25/20, 3rd qtr. vs. USC Upstate, 11/21/19, 3rd qtr. vs. Arkansas, 1/3/16, 2nd qtr.	34-8 +26
5. vs. Saint Peter's, 11/22/16, 1st qtr.	37-12 +25
Deficit	Score Margin
1. vs. UConn, 2/1/18, 2nd qtr.	8-29 -21
2. at Tennessee, 2/15/18, 3rd qtr.	9-29 -20
3. vs. Baylor, 12/2/18, 1st qtr. at Mississippi State, 2/5/18, 4th qtr.	13-32 -19
5. vs. Indiana, 11/28/19, 4th qtr. vs. Connecticut, 3/26/18, 1st qtr.	6-24 -18
Field Goals	
Made	FGM
1. at Florida, 2/27/20, 1st qtr. vs. Saint Peter's, 11/22/16, 1st qtr.	15
3. vs. App State, 11/17/19, 1st qtr. vs. Notre Dame, 11/26/17, 4th qtr. vs. Arkansas, 1/3/16, 2nd qtr.	14
Attempts	FGA
1. vs. Arkansas, 3/7/20, 4th qtr.	28
2. vs. Arkansas, 1/9/20, 3rd qtr.	25
3. vs. South Dakota, 11/28/20, 2nd vs. Charleston, 11/25/20, 3rd	24
5. vs. Tennessee, 2/2/20, 1st qtr. at Vanderbilt, 1/12/20, 1st qtr.	23

Highest Percentage		FGM-A	Pct
1. vs. Kentucky, 3/5/16, 4th qtr.		11-13	.846
2. at Kentucky, 1/21/18, 3rd qtr.		9-11	.818
3. vs. Belmont, 3/22/19, 3rd qtr. vs. Quinnipiac, 3/25/17, 3rd qtr.		13-16	.813
5. vs. Charleston, 11/25/20, 2nd qtr. vs. Hampton, 12/16/15, 3rd qtr.		12-15	.800
8-10		.800	
Lowest Percentage		FGM-A	Pct
1. vs. Georgia, 1/12/17, 2nd qtr.		1-12	.083
2. vs. NC State, 12/3/20, 2nd qtr.		2-19	.105
3. at Iowa State, 12/6/20, 4th qtr.		1-9	.111
4. vs. UCLA, 12/18/16, 1st qtr.		2-15	.133
5. vs. Stanford, 3/31/17, 2nd qtr.		2-14	.143
Lowest Percentage Allowed		FGM-A	Pct
1. at Ole Miss, 1/30/20, 1st qtr. vs. Purdue, 12/15/19, 4th qtr.		0-9	.000
3. vs. App State, 11/17/19, 1st qtr. vs. CofC, 12/5/17, 2nd qtr. vs. St. John's, 11/25/17, 1st qtr.		0-8	.000
1-18		.056	
1-18		.056	
1-17		.059	
Highest Percentage Allowed		FGM-A	Pct
1. vs. Drake, 11/24/18, 2nd qtr.		11-13	.846
2. at LSU, 1/15/17, 2nd qtr.		9-12	.750
3. vs. Tennessee, 1/14/18, 2nd qtr. vs. Quinnipiac, 3/25/17, 2nd qtr.		8-11	.727
8-11		.727	
5. vs. Connecticut, 3/26/18, 2nd qtr. at Missouri, 1/7/18, 4th qtr.		10-14	.714
5-7		.714	
Rebounding			
Total		Rebs	
1. vs. Arkansas, 3/7/20, 4th qtr.		28	
2. vs. Charleston, 11/25/20, 3rd qtr.		22	
3. vs. Charleston, 11/25/20, 1st qtr. at Ohio State, 11/14/16, 1st qtr.		20	
20			
5. vs. Temple, 12/17/20, 4th qtr. vs. Arkansas, 1/9/20, 3rd qtr. vs. Arkansas, 1/9/20, 1st qtr. vs. Purdue, 12/15/19, 4th qtr. vs. CofC, 12/5/17, 1st qtr.		19	
19		19	
19		19	
19		19	
19		19	
Margin		Rebs	Margin
1. vs. Charleston, 11/25/20, 3rd qtr.		22-4	+18
vs. Arkansas, 3/7/20, 4th qtr.		21-5	+16
3. vs. Temple, 12/17/20, 4th qtr. at Alabama, 2/22/16, 4th qtr.		19-4	+15
18-3		+15	
5. vs. Arkansas, 1/25/18, 1st qtr. vs. Clemson, 12/15/16, 2nd qtr.		18-4	+14
18-4		+14	

INDIVIDUAL

Scoring	
Most	Points
1. Kaela Davis at Auburn, 1/5/17, 1st qtr.	19
2. A'ja Wilson vs. Notre Dame, 11/26/17, 4th qtr.	18
3. Alexis Jennings at Florida, 2/17/19, 3rd qtr.	17
4. Herbert Harrigan vs. Texas A&M, 3/1/20, 1st Kaela Davis vs. Quinnipiac, 3/25/17, 3rd qtr. Tina Roy vs. Arkansas, 1/3/16, 3rd qtr.	15
15	
Rebounding	
Most	Rebs
1. Aliyah Boston vs. UConn, 2/10/20, 1st qtr.	9
Aliyah Boston vs. Arkansas, 1/9/20, 1st qtr.	9
Alaina Coates at Arkansas, 2/5/17, 1st qtr.	9
Alaina Coates at Georgia, 1/26/17, 2nd qtr.	9
5. A'ja Wilson vs. Stanford, 3/31/17, 3rd qtr.	8
A'ja Wilson vs. Mississippi State, 3/5/17, 4th qtr.	8
Alaina Coates vs. Georgia, 1/12/17, 1st qtr.	8
A'ja Wilson at Florida, 1/8/17, 2nd qtr.	8
A'ja Wilson vs. UCLA, 12/18/16, 4th qtr.	8
Alaina Coates vs. Louisville, 11/27/16, 3rd qtr.	8
Alaina Coates vs. Hampton, 11/20/16, 3rd qtr.	8
Alaina Coates vs. Ole Miss, 1/28/16, 2nd qtr.	8



Notables

- 5-Time National Attendance Leader (2015-present)
- NCAA Tournament Host in 2015, 2016, 2017, 2018
- 81 consecutive regular-season games with at least 10,000 fans (Jan. 2, 2015) – overall streak, including postseason games, is 46 (Nov. 10, 2017)
- 5 official sellouts (18,000) since 2015-16 season
- 2 undefeated seasons at home
- Longest home win streak – 45 games (2/24/13-2/4/16)

Great Gamecock Fans

18,000	UConn, 2/10/20
18,000	Mississippi State, 3/3/19
18,000	UConn, 2/1/18
18,000	Kentucky, 2/26/17
18,000	UConn, 2/8/16
17,712	Clemson, 11/22/02*
17,156	Kentucky, 1/11/15
16,815	Ohio State, 11/13/15
16,465	Auburn, 1/2/15
16,429	Duke, 12/6/15

* Inaugural Night of Colonial Life Arena

Year-by-Year Record

Year	Record	Pct.	Att. Avg.
2002-03	14-2	.875	3,244
2003-04	5-6	.455	1,828
2004-05	8-9	.471	1,764
2005-06	12-5	.706	1,455
2006-07	15-5	.750	1,845
2007-08	12-6	.667	1,802
2008-09	6-9	.400	2,793
2009-10	7-5	.583	3,442
2010-11	14-5	.737	2,996
2011-12	12-3	.800	3,139
2012-13	12-3	.800	4,082
2013-14	16-0	1.000	6,371
2014-15	16-0	1.000	12,293
2015-16	16-1	.941	14,364
2016-17	15-1	.938	12,277
2017-18	15-2	.882	13,239
2018-19	11-4	.733	11,539
2019-20	14-0	1.000	11,805
2020-21	2-1	.667	3,500*
Total	222-67	.768	6,127*
Staley Era	156-34	.821	8,195*

* 2020-21 attendance not counted in average due to COVID-19 regulation restrictions

In women's basketball, Colonial Life Arena has become one of the most feared places to play as enormous crowds fill the building with passion for the Gamecocks.

The state of South Carolina has rallied around head coach Dawn Staley's program in unprecedented numbers as the Gamecocks have led the nation in average attendance in each of the last six seasons. The Gamecocks were one of a few programs to finish the season averaging over 10,000 fans and boast five sellouts (18,000) in the last five seasons.

Colonial Life Arena is more than just the home of South Carolina men's and women's basketball, though. It is also a thriving entertainment venue that the city of Columbia and its surrounding metropolitan area are able to enjoy throughout the year.

Colonial Life Arena is the largest arena in the state of South Carolina with 18,000 seats, and the 10th-largest on-campus basketball facility in the nation. Located on the beautiful University of South Carolina campus, this one-of-a-kind facility features 41 suites, four entertainment suites, and the Frank McGuire Club, a full-service hospitality room that has a capacity of 300. The state-of-the-art facility also features plush seating, a technologically advanced sound system and a one-of-a-kind selection of unique concession foods that will delight fans of all ages.

In Summer 2017, a 12-display center-hung video board and ribbon boards were added to the arena bowl at a cost of \$4.2 million. The center-hung board features four convex-curved main displays that measure approximately 12' x 20' and can show any combination of live video, instant replays, statistics and game information, graphics and animations, and sponsorship messages.

The Arena has hosted numerous sold out shows, including Barnum and Bailey Circus, Paul McCartney, country superstars Kenny Chesney and Taylor Swift, WWE Wrestling, Kanye West and numerous other acts.

The largest building ever constructed at the University of South Carolina at 342,000 square feet, the Arena has an intimate double-deck design that puts every seat close to the action. The cantilever of the upper deck over the lower deck extends further than any other arena of its size with great sight lines.

Two spacious locker rooms for Gamecock men's and women's basketball include team meeting rooms, recruiting rooms, coaches locker rooms and an athletic training room.

"It is a beautiful thing to see unfold because a lot of people really didn't think it could get done. I tip my hat to Gamecock Nation for making this a wonderful place and creating a home court advantage that allows us to win close basketball games."

– South Carolina Head Coach Dawn Staley



DAWN STALEY

Head Coach

13th Season at South Carolina

Catapulting South Carolina into the national spotlight, Dawn Staley has made the Gamecocks a mainstay in the battle for SEC and national championships. In 2017-18, she capped her first decade in Garnet and Black by leading her team to its fourth-straight SEC Tournament title, the first four-peat champion in league history, and celebrating the program's first National Player of the Year and No. 1 WNBA Draft pick in Aja Wilson. Staley's staff has signed two No. 1 recruiting classes in the last three seasons (2019, 2021) and finished the 2019-20 season as the unanimous No. 1 team in the country.

Staley's 12 seasons at the helm of the Gamecocks include:

- 2017 NCAA National Championship
- 157 consecutive weeks ranked in the AP Top 25, including 86 weeks in the top five
- Eight 25-win seasons, including four 30-win campaigns led by a school-record 34 victories in 2014-15
- Five SEC regular-season championships (2014, 2015, 2016, 2017, 2020)
- Five SEC Tournament titles (2015, 2016, 2017, 2018, 2020)
- Six NCAA Attendance titles, averaging over 10,000 fans each season (2015, 2016, 2017, 2018, 2019, 2020)

While her coaching career is in full bloom, Staley is still recognized for her body of work as a one of the most decorated participants in United States women's basketball history. The Naismith Memorial Basketball Hall of Fame solidified that legacy with her enshrinement as part of the Class of 2013. The Phoenix Club of Philadelphia established the Dawn Staley Award recognizing the nation's top guard in women's Division I basketball in 2013 as well. Staley was inducted into the Women's Basketball Hall of Fame as part of the Class of 2012.

In her 21st season as a head coach, Staley has led her teams to 10 25-win seasons, a total of 16 postseason appearances (two WNIT) and 113 weeks in the Associated Press top 10, including 24 in the No. 1 spot. Also a force in USA Basketball, she was named the U.S. Women's National Team head coach for 2017-21, already leading the U.S. to 2018 FIBA World Cup gold to earn USAB National Coach of the Year honors. Prior to that appointment, Staley led three other U.S. teams to gold medals – 2015 FIBA U19 World Championships, 2014 FIBA U18 Americas Championship, 2007 Pan Am Games – and served as an assistant on the Senior National Team 2006-08 and again 2014-16, during which the U.S. claimed gold in the 2014 FIBA World Championship and the 2008 and 2016 Olympics.

At the helm of the Gamecocks over the last 12 seasons, Staley has twice been named National Coach of the Year (2014, 2020) with her 2020 unanimous selection making her the first former Naismith Player of the Year to earn the Naismith Coach of the Year award. She is a four-time SEC Coach of the Year and was the 2012 BCA Female Coach of the Year. She is the only Gamecock basketball coach – men's or women's – to amass 300 victories at South Carolina and became the fastest coach to 200 wins in program history, needing just 277 games at South Carolina to reach the plateau.

Staley has coached a National Player of the Year (Aja Wilson, 2018) and a National Freshman of the Year (Aliyah Boston, 2020). Under her leadership, Six Gamecocks have collected 12 All-America selections, two have picked up five SEC Player of the Year honors, three have earned SEC Defensive Player of the Year recognition a total of four times, one has been the SEC 6th Player of the Year and six were named SEC Freshman of the Year. She has coached 17 Gamecocks to All-SEC honors a combined 32 times, including 14 first-team selections, and eight Gamecocks have been selected in the WNBA Draft in the last five seasons, including 2018 No. 1 pick Aja Wilson who went on to earn WNBA Rookie of the Year honors a year after Allisha Gray became the first Gamecock to capture the honor in 2017. Two other Gamecock draftees earned WNBA All-Rookie Team honors as well.

On Staley's watch, the Gamecocks are enjoying the most sustained success in program history. After posting back-to-back 25-win seasons in 2011-12 and 2012-13 for the first time in more than 30 years, the 2014-15 team broke the school record with 34 wins. South Carolina won more SEC games than the season before in each of her first seven seasons, culminating in the 2015-16 team recording just the second 16-0 conference record in league history. Her Gamecocks are the only SEC program with multiple 16-0 seasons in league history after they matched that mark in 2019-20. Staley's 138 SEC wins account for 68.3 percent of the program's total 202 wins over its 28 seasons in the league. She has delivered the only five SEC championships in program history, and she has helped the Gamecocks to nine of the program's 10 top-four finishes in the league.

YEAR-BY-YEAR AT SOUTH CAROLINA

Year	School	Record	Conf. Rec.	Conf. Finish	Postseason
2008-09	South Carolina	10-18	2-12	11th	
2009-10	South Carolina	14-15	7-9	T-7th	
2010-11	South Carolina	18-15	8-8	T-5th	WNIT 2nd Round
2011-12	South Carolina	25-10	10-6	T-4th	NCAA Sweet 16
2012-13	South Carolina	25-8	11-5	T-4th	NCAA 2nd Round
2013-14	South Carolina	29-5	14-2	1st	NCAA Sweet 16
2014-15	South Carolina	34-3	15-1	T-1st	SEC Tourn. Champ./NCAA Final Four
2015-16	South Carolina	33-2	16-0	1st	SEC Tourn. Champ./NCAA Sweet 16
2016-17	South Carolina	33-4	14-2	1st	SEC Tourn. Champ./NCAA Champ.
2017-18	South Carolina	29-7	12-4	T-2nd	SEC Tourn. Champ./NCAA Elite Eight
2018-19	South Carolina	23-10	13-3	2nd	NCAA Sweet 16
2019-20	South Carolina	32-1	16-0	1st	SEC Tourn. Champ./NCAA cancelled
2020-21	South Carolina	5-1	0-0		
At SC	13th season	310-99	138-52		
At Temple	8 seasons	172-80	100-25	3 A-10 Titles	4 A-10 Tourn. Titles, 6 NCAA appearances
Career	21st season	482-179	238-77		

QUICK FACTS

Coaching Highlights

College

- 14 NCAA Tournament Appearances (8 at South Carolina)
- NCAA National Champion (2017)
- 15 20-Win Seasons (9 at South Carolina)
- 6 Regular-Season Conference Titles (SEC 2014, 2015, 2016, 2017, 2020; A-10 2008)
- 9 Conference Tournament Titles (SEC 2015, 2016, 2017, 2018, 2020; A-10 2002, 2004, 2005, 2006)
- National Coach of the Year (ESPN, AP, WBCA, Naismith, USBWA), 2020
- 3-time Naismith National Coach of the Year Finalist (2014, 2015, 2016)
- Basketball Times National Coach of the Year (2014)
- 4-time WBCA Region Coach of the Year (Region 3 2014, 2015, 2016; Region 1 2005)
- Six-time Conference Coach of the Year (SEC 2014, 2015, 2016, 2020; A-10 2004, 2005)

USA Basketball

- Senior National Team Head Coach (2017-20) – FIBA AmeriCup gold medal (2019), FIBA World Cup gold medal (2018), National Coach of the Year (2018)
- Senior National Team Asst. Coach (2006-08, 2014-16) – Rio Olympics gold medal (2016), FIBA World Championship gold medal (2014), Beijing Olympics gold medal (2008), FIBA Americas Championship gold medal (2007), FIBA World Championship bronze medal (2006)
- U19 National Team Head Coach – FIBA U19 World Championship gold medal (2015), co-National Coach of the Year (2015)
- U18 National Team Head Coach – FIBA U18 Americas Championship gold medal (2014)
- Pan Am Games Head Coach – Gold medal (2007)

Playing Highlights

U.S. Professional – 11 seasons

- Five-time WNBA All-Star (2001, 2002, 2003, 2005, 2006)
- Two-time ABL All-Star (1997, 1998)
- WNBA All-Decade Team

USA Basketball

- Olympic gold medalist (1996, 2000, 2004)
- Flag bearer for U.S. in Olympic Games Opening Ceremony (2004)
- Two-time USA Basketball Female Athlete of the Year (1994, 2004)

College – Virginia (1989-92)

- Kodak All-America (1990, 1991, 1992)
- Honda-Broderick Cup Award for Collegiate Female Athlete of the Year (1991)
- Two-time ACC Player of the Year (1991, 1992)
- NCAA Tournament MOP (1991)

Other Notables

- Naismith Memorial Basketball Hall of Fame, Class of 2013
- Order of the Palmetto Recipient (2013)
- Women's Basketball Hall of Fame, Class of 2012

STALEY-ERA TEAM RECORDS

Scoring

Most	Points
1. vs. <i>Charleston</i> , 11/25/20	119
2. vs. Savannah State, 12/14/14	111
3. at Alabama, 1/8/15	102
4. vs. ETSU, 11/22/18	101
vs. Western Carolina, 11/30/17	101

Fewest	Points
1. at Stanford, 11/26/10	32*
2. vs. Georgia, 3/4/11	34
3. vs. Mississippi State, 3/5/09	39
4. at Georgia, 1/13/13	40
5. at Mississippi State, 2/26/09	41

Fewest Allowed	Points
1. vs. South Carolina State, 12/14/11	21
2. vs. Presbyterian, 11/27/11	24
3. vs. NC Central, 12/1/14	26
vs. SC State, 12/22/13	26
5. vs. NC Central, 12/2/13	27

Most Allowed	Points
1. at Connecticut, 2/11/19	97
2. vs. Arkansas, 3/8/19	95
3. vs. Baylor, 12/2/18	94
vs. Connecticut, 3/26/18	94
at Clemson, 11/19/09	94

Margin of Outcome

Victory	Score	Margin
1. vs. <i>Charleston</i> , 11/25/20	119-38	+81
2. vs. Charleston Southern, 11/8/13	99-29	+70
3. vs. Alabama State, 11/10/17	99-31	+68
vs. NC Central, 12/1/14	90-26	+64
5. vs. <i>Temple</i> , 12/17/20	103-41	+62
vs. Savannah State, 12/14/14	111-49	+62

Defeat	Score	Margin
1. at Stanford, 11/26/10	32-70	-38
2. vs. Georgia, 3/4/11	34-66	-32
3. vs. Stanford, 12/19/08	47-78	-31
4. at Penn State, 11/21/10	48-78	-30
5. vs. Connecticut, 3/26/18	65-94	-29
vs. Connecticut, 12/28/08	48-77	-29

Field Goals

Made	FGM
1. vs. <i>Charleston</i> , 11/25/20	42
2. vs. <i>Temple</i> , 12/17/20	39
vs. Savannah State, 12/17/17	39
vs. Western Carolina, 11/30/17	39
vs. Charleston Southern, 11/8/13	39

Attempts	FGA
1. vs. Arkansas, 3/7/20	82
2. at Arkansas, 2/3/19	80
3. vs. Penn State, 11/20/11	76
4. vs. Arkansas, 1/25/18	75
5. vs. <i>NC State</i> , 12/3/20	74
at Clemson, 11/19/09	74

Highest Percentage (Min. 40 FGA)	FGM-A	Pct
1. at Vanderbilt, 1/18/18	36-54	.667
2. vs. Savannah State, 3/20/15	34-53	.642
3. at Alabama, 1/8/15	37-58	.638
4. vs. Kentucky, 2/26/17	34-55	.618
5. vs. Florida State, 3/29/15	30-49	.612

Lowest Percentage (Min. 40 FGA)	FGM-A	Pct
1. at Stanford, 11/26/10	12-55	.218
2. vs. Georgia, 3/4/11	12-52	.231
3. at Florida, 1/20/13	15-64	.234
4. at Kentucky, 2/5/09	13-55	.236
5. at Georgia, 1/2/11	13-54	.241

Lowest %age Allowed (Min. 40 FGA)	FGM-A	Pct
1. vs. South Carolina State, 12/14/11	6-48	.125
2. vs. NC Central, 12/2/13	8-50	.160
3. vs. <i>Charleston</i> , 11/25/20	13-74	.176
4. vs. Charleston Southern, 11/8/13	10-54	.185
5. vs. Arkansas, 3/6/15	11-57	.193
vs. Hampton, 11/22/12	11-57	.193

Highest %age Allowed (Min. 40 FGA)	FGM-A	Pct
1. vs. Connecticut, 3/26/18	37-63	.587
2. vs. Connecticut, 2/11/19	37-65	.569
3. vs. Connecticut, 12/28/08	35-62	.565
vs. Florida, 1/9/11	26-46	.565
5. vs. Tennessee, 1/14/18	31-55	.564

3-Point Field Goals

Made	3FGM
1. vs. Minnesota, 12/11/16	16
2. vs. Temple, 12/21/18	15
3. vs. Appalachian State, 12/5/18	14
at Auburn, 1/5/17	14
5. at Iowa State, 12/6/20	13

Attempts	3FGA
1. vs. Minnesota, 12/11/16	33
2. vs. Syracuse, 3/25/16	32
3. vs. Temple, 12/21/18	31
4. vs. Drake, 11/24/18 (includes overtime)	30
5. vs. Arkansas, 3/7/20	29
vs. Penn State, 11/20/11	29

Percentage (Min. 5 3FGA)	3FGM-A	Pct
1. vs. ETSU, 11/22/18	11-16	.688
2. vs. Kentucky, 2/18/18	6-9	.667
vs. Oregon State, 3/25/14	4-6	.667
vs. Ole Miss, 1/30/14	4-6	.667
vs. Savannah State, 12/28/13	4-6	.667
vs. Western Carolina, 12/29/12	6-9	.667
at Alabama, 1/10/10	8-12	.667
vs. Charlotte, 12/21/08	8-12	.667

Free Throws

Made	FTM
1. vs. Savannah State, 12/14/14	34
vs. Oregon State, 3/25/14	34
3. vs. Missouri, 1/10/16	32
vs. Ole Miss, 1/30/14	32
at Mississippi State, 1/6/12	32

Attempts	FTA
1. at Mississippi State, 1/6/13	50
2. vs. Savannah State, 12/28/13	48
3. vs. <i>Charleston</i> , 11/25/20	47
vs. Savannah State, 12/14/14	47
5. vs. Missouri, 2/2/14	46

Percentage (Min. 10 FTA)	FTM-A	Pct
1. vs. Quinnipiac, 3/25/17	18-19	.947
2. at Texas A&M, 2/23/17	15-16	.923
3. vs. Kentucky, 2/18/18	23-25	.920
4. vs. Temple, 12/21/18	11-12	.917
5. vs. Mississippi State, 3/4/18	10-11	.909
vs. Alabama, 1/19/14	10-11	.909

Rebounding

Total	Rebs
1. vs. <i>Charleston</i> , 11/25/20	73
2. vs. Arkansas, 1/25/18	62
vs. College of Charleston, 11/14/13	62
4. vs. Arkansas, 3/7/20	60
5. at Florida, 1/20/13	59

Margin	Rebs	Margin
1. vs. <i>Charleston</i> , 11/25/20	73-28	+45
2. vs. Savannah State, 12/14/14	56-21	+35
3. vs. Hampton, 12/16/15	52-19	+33
4. vs. Arkansas, 1/25/18	62-31	+31
5. at Alabama, 2/7/13	53-24	+29

Offensive	Off. Rebs
1. vs. Elon, 11/9/12	29
2. vs. Arkansas, 3/7/20	28
3. vs. Arkansas, 1/25/18	27
vs. College of Charleston, 11/23/11	27
5. vs. Kansas, 3/25/13	26
at Florida, 1/20/13	26

Turnovers

Fewest	TOs
1. at Tennessee, 2/2/12	4
2. at Ole Miss, 1/4/18	5
vs. UNC Asheville, 3/17/17	5
vs. Vanderbilt, 2/16/17	5
vs. CSU Bakersfield, 11/28/15	5
at Clemson, 11/18/15	5
vs. Syracuse, 11/28/14	5
vs. Tennessee, 2/23/15	5
at Missouri, 2/28/13	5
vs. Georgia, 3/2/12	5
vs. Ole Miss, 3/3/11	5

Most	TOs
1. at Wake Forest, 12/3/08	32
2. at Ole Miss, 2/25/16	29
vs. Hampton, 11/22/12	29
vs. Kentucky, 1/15/12	29
5. at Kentucky, 1/13/11	28

Assists

1. vs. Minnesota, 12/11/16	29
2. vs. NC Central, 12/1/14	26
3. vs. Winthrop, 12/13/15	25
vs. UNCG, 11/15/15	25
vs. San Diego State, 11/23/14	25
vs. Clemson, 11/20/14	25
vs. Alabama, 1/19/14	25
vs. Charleston Southern, 11/8/13	25

Steals

1. at Alabama State, 11/11/18	22
2. vs. Alabama State, 11/10/17	21
vs. NC Central, 12/1/14	21
vs. Furman, 12/11/11	21
5. vs. San Diego State, 11/23/14	18

Blocked Shots

1. vs. Clemson, 11/15/18	16*
vs. Winthrop, 12/13/15	16*
3. vs. Arkansas, 3/6/15	15
4. at Mississippi State, 2/6/14	14
vs. Kentucky, 1/9/14	14

* indicates also a school record



LAETICIA AMIHERE

6-4 • So. • Forward • Mississauga, Ontario

15

Career Stats at South Carolina

Season	gp-gs	min/avg	fg-fga	pct	3fg-fga	pct	ft-fa	pct	off	def	tot	avg	pf	fo	ast	to	blk	stl	pts	avg
2019-20	29-0	372/12.8	48-115	.417	7-13	.538	33-61	.541	42	72	114	3.9	58	1	16	45	33	18	136	4.7
2020-21	6-1	126/21.0	17-46	.370	0-5	.000	20-32	.625	17	27	44	7.3	18	1	9	9	8	1	54	9.0
TOTAL	35-1	498/14.2	65-161	.404	7-18	.389	53-93	.570	59	99	158	4.5	76	2	25	54	41	19	190	5.4

Career Notables

- Joined team in Jan. 2019 to recover from knee injury that ended her senior year of high school early
- Showed flashes of athleticism and talent that made her the No. 10 overall recruit in the Class of 2019 last season
- Was part of Team Canada the competed at the FIBA Olympic Qualifying Tournament in Belgium (Feb. 7-9, 2020), during which Canada qualified for the Tokyo Olympics

Season Highlights

- Added 15 pounds of muscle in the offseason and improved vertical jump from 22 to 28 inches, long jump from 7-8 to 8-4 and 3/4-court speed from 3.27 seconds to 2.96 seconds
- Ranks 15th in the SEC in rebounding average (7.3), 13th in blocked shots average (1.3) and ninth in offensive rebounds per game (2.8)
- Drew her first career start against Temple (Dec. 17), scoring the first Gamecocks' first points of the game as part of her 11 in the outing for her fourth double-figure scoring game in six outings
- Hit a pair of free throws to stop an 8-2 first-quarter run at #23/18 Iowa State (Dec. 6), keeping the Gamecocks in front
- Snagged a career best 15 rebounds, seven coming on the offensive glass, against NC State (Dec. 3) to tally her second double-double of the season
- Played a career-high 31 minutes against South Dakota (Nov. 28) where she poured in 11 points off the bench
- Opened the season with her first career double-double, scoring 11 points and pulling down 11 rebounds against the College of Charleston (Nov. 25)

Awards

SEC Winter Academic Honor Roll (2019-20)
SEC Community Service Team (2019-20)

High School

WBCA All-America Honorable Mention (2019)

Team Canada

2020 FIBA Olympic Qualifying Tourn. (Belgium)
2017 FIBA U19 World Cup, bronze medal
2017 FIBA U19 World Cup, All-Tournament Team
2016 FIBA U17 FIBA World Cup
2015 FIBA U16 Americas Cup, gold medal

Miscellaneous

	Season	Career	Record
Double-Doubles	2	2	1-1
10+ Points	4	8	7-1
10+ Rebounds	2	2	1-1
Team-High Pts.	1	2	1-1
Team-High Rebs.	2	4	3-1
Tm-High Assists	0	1	1-0

Career Highs

Pts.....16 at Ole Miss, 1/30/20
FG.....6, 2x, last at Ole Miss, 1/30/20
FGA.....16 vs. NC State, 12/3/20
3FG.....2 at Ole Miss, 1/30/20
3FGA.....3 at Ole Miss, 1/30/20
FT.....5, 2x, last vs. Temple, 12/17/20
FTA.....9 vs. College of Charleston, 11/25/20
Reb.....15 vs. NC State, 12/3/20
Off Reb.....7 vs. NC State, 12/3/20
Blk.....3, 5x, last vs. South Dakota, 11/28/20
Stl.....3 vs. Purdue, 12/15/19
Asst.....3, 2x, last vs. Duke, 12/19/19
Min.....31 vs. South Dakota, 11/28/20

SEC Career Highs

Pts.....16 at Ole Miss, 1/30/20
FG.....6, 2x, last at Ole Miss, 1/30/20
FGA.....9 at Vanderbilt, 1/12/20
3FG.....2 at Ole Miss, 1/30/20
3FGA.....3 at Ole Miss, 1/30/20
FT.....3, 3x, last at Florida, 2/27/20
FTA.....4, 3x, last at Florida, 2/27/20
Reb.....9 at Florida, 2/27/20
Off Reb.....5 at Florida, 2/27/20
Blk.....3, 3x, last at Florida, 2/27/20
Stl.....2, 2x, last vs. Vanderbilt, 2/17/20
Asst.....2 at Georgia, 1/26/20
Min.....22 at Ole Miss, 1/30/20

GAME-BY-GAME

Opponent	Date	gs	min	Total		3-Pointers		Free throws		Rebounds				pf	a	t/o	blk	stl	pts	avg
				fg-fga	pct	3fg-fga	pct	ft-fa	pct	off	def	tot	avg							
COL. OF CHARLESTON	11/25/20	23	3-4	.750	0-1	.000	5-9	.556	2	9	11	11.0	4	2	2	2	0	11	11.0	
vs South Dakota	11/28/20	30	4-12	.333	0-1	.000	3-6	.500	5	4	9	10.0	3	1	2	3	0	11	11.0	
vs #21/20 Gonzaga	11/29/20	24	2-5	.400	0-0	.000	2-5	.400	1	3	4	8.0	3	2	1	1	0	6	9.3	
#8/6 NC STATE	12/03/20	27	5-16	.313	0-2	.000	1-3	.333	7	8	15	9.8	1	2	2	0	11	9.8		
at #23/18 Iowa State	12/06/20	7	0-3	.000	0-0	.000	4-4	1.000	2	0	2	8.2	5	1	1	0	0	4	8.6	
TEMPLE	12/17/20	* 15	3-6	.500	0-1	.000	5-5	1.000	0	3	3	7.3	2	1	1	0	1	11	9.0	
Totals		1	126	17-46	.370	0-5	.000	20-32	.625	17	27	44	7.3	18	9	9	8	1	54	9.0

Games played: 6
Minutes/game: 21.0
Points/game: 9.0
FG Pct: 37.0
3FG Pct: 0.0
FT Pct: 62.5

Rebounds/game: 7.3
Assists/game: 1.5
Turnovers/game: 1.5
Assist/turnover ratio: 1.0
Steals/game: 0.2
Blocks/game: 1.3



BREA BEAL

6-1 • So. • Guard • Rock Island, Ill.

12

Career Stats at South Carolina

Season	gp-gs	min/avg	fg-fga	pct	3fg-fga	pct	ft-fta	pct	off	def	tot	avg	pf	fo	ast	to	blk	stl	pts	avg
2019-20	33-33	702/21.3	72-173	.416	13-45	.289	44-79	.557	59	118	177	5.4	48	0	34	46	27	27	201	6.1
2020-21	6-6	136/22.7	19-43	.442	4-9	.444	4-11	.364	11	14	25	4.2	11	0	10	7	3	5	46	7.7
TOTAL	39-39	838/21.5	91-216	.421	17-54	.315	48-90	.533	70	132	202	5.2	59	0	44	53	30	32	247	6.3

Career Notables

- Defensive force often called on to stop opponent's top scorer
- Has scoring ability and continues to grow in that area
- Notched first career double-double in the 2020 SEC Championship game
- Ranked No. 11 recruit in Class of 2019 and a consensus All-American

Season Highlights

- Was aggressive offensively early at #23/18 Iowa State (Dec. 6), scoring five of the team's first seven points and going on to finish with a season-high 13 points, including three 3s
- Provided an offensive spark against #21/20 Gonzaga (Nov. 29) scoring a then season-high 12 points to go along with her team high seven rebounds

Awards

SEC First-Year Academic Honor Roll (2019-20)

High School

Naismith All-America Third Team (2019)
 WBCA All-America Third Team (2019)
 McDonald's All-America (2019)

In the Record Book

Season

Most games started by a freshman (33 in 2019-20)

Miscellaneous

	Season	Career	Record
10+ Points	2	8	8-0
10+ Rebounds	0	5	5-0
Team-High Points	0	1	1-0
Team-High Rebs.	0	4	4-0
Team-High Assts.	0	2	2-0

Career Highs

Pts	15 vs. Kentucky, 1/2/20
FG	7 vs. Kentucky, 1/2/20
FGA	11 vs. Kentucky, 1/2/20
3FG	3, 2x, last at Iowa State, 12/6/20
3FGA	5, 2x, last at Iowa State, 12/6/20
FT	8 at Maryland, 11/10/19
FTA	12 at Maryland, 11/10/19
Reb	13 at Missouri, 1/16/20
Blk	3 vs. Mississippi State, 3/8/20
Stl	3, 4x, last vs. Mississippi State, 1/20/20
Asst	4, 2x, last vs. Appalachian State, 11/17/19
Min	32 vs. Indiana, 11/28/19

SEC Career Highs

Pts	15 vs. Kentucky, 1/2/20
FG	7 vs. Kentucky, 1/2/20
FGA	11 vs. Kentucky, 1/2/20
3FG	2 vs. Auburn, 2/13/20
3FGA	3, 3x, last at Arkansas, 2/6/20
FT	3, 2x, last at Missouri, 1/16/20
FTA	6 at Missouri, 1/16/20
Reb	13 at Missouri, 1/16/20
Blk	2, 4x, last at Florida, 2/27/20
Stl	3, 2x vs. Mississippi State, 1/20/20
Asst	3 vs. LSU, 2/20/20
Min	28 at Missouri, 1/16/20

GAME-BY-GAME

Opponent	Date	gs	min	Total		3-Pointers		Free throws		Rebounds				pf	a	t/o	blk	stl	pts	avg	
				fg-fga	pct	3fg-fga	pct	ft-fta	pct	off	def	tot	avg								
COL. OF CHARLESTON	11/25/20	*	17	4-9	.444	0-1	.000	0-1	.000	1	1	2	2.0	1	1	1	0	1	8	8.0	
vs South Dakota	11/28/20	*	23	1-4	.250	0-0	.000	1-4	.250	2	3	5	3.5	4	3	1	0	0	3	5.5	
vs #21/20 Gonzaga	11/29/20	*	32	5-7	.714	0-0	.000	2-4	.500	5	2	7	4.7	2	1	1	1	1	12	7.7	
#8/6 NC STATE	12/03/20	*	21	2-6	.333	0-0	.000	1-2	.500	0	4	4	4.5	1	0	1	2	1	5	7.0	
at #23/18 Iowa State	12/06/20	*	24	5-9	.556	3-5	.600	0-0	.000	1	3	4	4.4	2	2	2	0	0	13	8.2	
TEMPLE	12/17/20	*	19	2-8	.250	1-3	.333	0-0	.000	2	1	3	4.2	1	3	1	0	2	5	7.7	
Totals			6	136	19-43	.442	4-9	.444	4-11	.364	11	14	25	4.2	11	10	7	3	5	46	7.7

Games played: 6
 Minutes/game: 22.7
 Points/game: 7.7
 FG Pct: 44.2
 3FG Pct: 44.4
 FT Pct: 36.4

Rebounds/game: 4.2
 Assists/game: 1.7
 Turnovers/game: 1.2
 Assist/turnover ratio: 1.4
 Steals/game: 0.8
 Blocks/game: 0.5



ALIYAH BOSTON

6-5 • So. • Forward • St. Thomas, U.S.V.I.

4

Career Stats at South Carolina

Season	gp-gs	min/avg	fg-fga	pct	3fg-fga	pct	ft-fa	pct	off	def	tot	avg	pf	fo	ast	to	blk	stl	pts	avg
2019-20	33-33	786/23.8	174-286	.608	2-12	.167	62-84	.738	117	193	310	9.4	68	1	34	37	86	42	412	12.5
2020-21	6-6	167/27.8	29-63	.460	2-9	.222	9-14	.643	21	37	58	9.7	16	0	9	8	7	7	69	11.5
TOTAL	39-39	953/24.4	203-349	.582	4-21	.190	71-98	.724	138	230	368	9.4	84	1	43	45	93	49	481	12.3

Awards

- 2021 AP Preseason All-America
- 2021 Watch Lists – Naismith Trophy, Wade Trophy, Lisa Leslie Award
- 2020 National Freshman of the Year (ESPN, USBWA, WBCA)
- 2020 Lisa Leslie Center of the Year
- 2020 All-America Second Team (AP, USBWA)
- 2020 All-SEC First Team
- 2020 SEC Defensive Player of the Year
- 2020 SEC Freshman of the Year
- 2020 Her Hoop Stats Fab 15 Freshmen
- SEC First-Year Academic Honor Roll (2019-20)

High School

- Naismith, WBCA All-America Second Team (2019)
- McDonald's, SLAM All-America (2019)

USA Basketball

- 2019 FIBA U19 World Cup, gold medal
- 2018 Youth Olympic Games 3x3, gold medal
- 2018 FIBA U17 World Cup, gold medal
- 2018 FIBA U17 World Cup, All-Star Five
- 2017 FIBA U16 Americas Cup, gold medal
- 2017 FIBA U16 Americas Cup, MVP

Career Notables

- Program's first National Freshman of the Year, winning that title unanimously
- Sixth in the nation in field goal percentage last season and 21st in blocked shots per game
- Averaged a double-double in SEC play (13.1 ppg/10.3 rpg) and against ranked opponents (13.0 ppg/10.9 rpg)
- Ranked No. 3 recruit in Class of 2019 and a consensus All-American

Season Highlights

- Ranks fifth in SEC in rebounding average (9.7) and fourth in offensive rebounds per game (3.5)
- Used a dominant third quarter against Temple (Dec. 17), scoring six of her season best 14 points and pulling down five rebounds in the quarter to help put the game out of reach
- Showed off her inside-out game early at #23/18 Iowa State (Dec. 6), scoring five of the team's first 10 points on a putback and a 3-pointer ... scored four of her then season-high 13 points off offensive rebounds
- Tied her career high of four assists while scoring 12 points in a win over South Dakota (Nov. 28)
- Started the season with an 11-point, 12-rebound double-double against Charleston (Nov. 25), the 14th double-double of her career

In the Record Books

Season

- 3rd – Blocked shots average (2.6 in 2019-20)
- 1st – Offensive rebounds vs. SEC (56 in 2019-20)
- 3rd – Double-doubles vs. SEC (7 in 2019-20)
- Best FG% by a freshman (.608 (174-286) in 2019-20)
- Most double-doubles by a freshman (13 in 2019-20)
- Most blocked shots by a freshman (86 in 2019-20)
- Best rebounding average by a freshman (9.4 in 2019-20)
- Most offensive rebounds by a freshman (117 in 2019-20)
- Most games started by a freshman (33 in 2019-20)

Game

- 1st – Blocked shots (10 vs. Alabama State, 11/5/19)
- 2nd – Rebounds (25 vs. Arkansas, 1/9/20)
- 3rd – Offensive rebounds (10 vs. Arkansas, 1/9/20)
- 1st – Offensive rebounds vs. SEC (10 vs. Arkansas, 1/9/20)
- 2nd – Rebounds vs. SEC (25 vs. Arkansas, 1/9/20)
- 3rd – Blocked shots vs. SEC (7 vs. Arkansas, 2/6/20)
- Most rebounds by a freshman (25 vs. Arkansas, 1/9/20)
- Most blocks by a freshman (10 vs. Ala. State, 11/5/19)
- Best FG% by a freshman (1.000 (6-6) vs. App. State, 11/17/19)
- Most offensive rebs. by a freshman (10 vs. Ark., 1/9/20)

Miscellaneous

	Season	Career	Record
Triple-Double	0	1	1-0
Double-Double	2	15	15-0
20+ Points	0	2	2-0
10+ Points	5	33	32-1
10+ Rebounds	2	18	18-0
5+ Blocks	0	6	6-0
Tm-High Points	0	7	7-0
Tm-High Rebs.	3	28	28-0

Career Highs

- Pts.....21 vs. Mississippi State, 1/20/20
 - FG.....10 vs. Mississippi State, 1/20/20
 - FGA.....14, 3x, last vs. Mississippi State, 1/20/20
 - FT.....7 at Alabama, 1/5/20
 - FTA.....9 at Alabama, 1/5/20
 - Reb.....25 vs. Arkansas, 1/9/20
 - Off Reb.....10 vs. Arkansas, 1/9/20
 - Blk.....10 vs. Alabama State, 11/5/19*
 - Asst.....4, 2x, last vs. South Dakota, 11/28/20
 - Stl.....4, 2x, last vs. South Dakota, 11/28/20
 - Min.....37 vs. UConn, 2/10/20
- * indicates school record

SEC Career Highs

- Pts.....21 vs. Mississippi State, 1/20/20
- FG.....10 vs. Mississippi State, 1/20/20
- FGA.....14, 2x, last vs. Mississippi State, 1/20/20
- FT.....7 at Alabama, 1/5/20
- FTA.....9 at Alabama, 1/5/20
- Reb.....25 vs. Arkansas, 1/9/20
- Off Reb.....10 vs. Arkansas, 1/9/20
- Blk.....7 at Arkansas, 2/6/20
- Asst.....3 vs. Mississippi State, 1/20/20
- Stl.....4 at Georgia, 1/26/20
- Min.....31 vs. Mississippi State, 1/20/20

GAME-BY-GAME

Opponent	Date	gs	min	Total		3-Pointers		Free throws		Rebounds				pf	a	t/o	blk	stl	pts	avg	
				fg-fga	pct	3fg-fga	pct	ft-fa	pct	off	def	tot	avg								
COL. OF CHARLESTON	11/25/20	*	22	5-7	.714	0-0	.000	1-2	.500	4	8	12	12.0	2	1	2	1	0	11	11.0	
vs South Dakota	11/28/20	*	28	5-14	.357	0-1	.000	2-4	.500	3	5	8	10.0	4	4	0	0	4	12	11.5	
vs #21/20 Gonzaga	11/29/20	*	25	3-5	.600	0-0	.000	4-6	.667	2	3	5	8.3	4	0	1	1	1	10	11.0	
#8/6 NC STATE	12/03/20	*	35	4-14	.286	1-3	.333	0-0	.000	3	6	9	8.5	2	0	3	1	0	9	10.5	
at #23/18 Iowa State	12/06/20	*	35	6-11	.545	1-3	.333	0-0	.000	5	10	15	9.8	3	3	2	1	1	13	11.0	
TEMPLE	12/17/20	*	22	6-12	.500	0-2	.000	2-2	1.000	4	5	9	9.7	1	1	0	3	1	14	11.5	
Totals			6	167	29-63	.460	2-9	.222	9-14	.643	21	37	58	9.7	16	9	8	7	7	69	11.5

Games played: 6
 Minutes/game: 27.8
 Points/game: 11.5
 FG Pct: 46.0
 3FG Pct: 22.2
 FT Pct: 64.3

Rebounds/game: 9.7
 Assists/game: 1.5
 Turnovers/game: 1.3
 Assist/turnover ratio: 1.1
 Steals/game: 1.2
 Blocks/game: 1.2



ZIA COOKE

5-9 • So. • Guard • Toledo, Ohio

1

Career Stats at South Carolina

Season	gp-gs	min/avg	fg-fga	pct	3fg-fga	pct	ft-fta	pct	off	def	tot	avg	pf	fo	ast	to	blk	stl	pts	avg
2019-20	33-33	876/26.5	139-360	.386	40-112	.357	79-111	.712	31	64	95	2.9	52	0	61	58	7	36	397	12.0
2020-21	6-6	183/30.5	35-85	.412	16-29	.552	20-26	.769	3	16	19	3.2	6	0	17	14	0	4	106	17.7
TOTAL	39-39	1059/27.2	174-445	.391	56-141	.397	99-137	.723	34	80	114	2.9	58	0	78	72	7	40	503	12.9

Career Notables

- Dominant freshman season that landed her on the SEC All-Freshman Team and honorable mention status on the Her Hoop Stats Fab 15 Freshmen list
- Holds program single-game records for field goal attempts by a freshman (23), 3-point field goal percentage by a freshman (1.000 (4-4)) and free throw percentage by a freshman (1.000 (6-6))
- Ranked 24th in SEC in scoring as a freshman, 12th in league games (13.8 ppg)
- Led the team or tied for team lead in scoring in eight SEC games
- Ranked No. 4 recruit in Class of 2019 and was a consensus All-American

Season Highlights

- Leads the SEC and is 16th in NCAA in 3-point shooting percentage (.552), ranks third in made 3s per game (2.7), is tied for sixth in scoring (17.7) and comes in 10th in free throw percentage (.769)
- Tied her career best with five made 3-pointers against Temple (Dec. 17) in a lethally efficient performance, going 8-of-11 from the field and 5-of-7 from beyond the arc for a game-high 23 points
- Had her outside game working at #23/18 Iowa State (Dec. 6), capping the first quarter with the first of her four 3-pointers, which also included two to open the third quarter on back-to-back possessions
- Poured in 16 points while dishing out four assists and snagging four rebounds against #21/20 Gonzaga (Nov. 29)
- Scored a game-high 19 points and played a career-high 36 minutes against South Dakota (Nov. 28) where she also pulled down five rebounds.
- Opened the year with an 18-point performance against Charleston (Nov. 25)

Awards

- 2020 Her Hoop Stats Fab 15 Freshmen (hon. mention)
- 2020 SEC All-Freshman Team
- SEC First-Year Academic Honor Roll (2019-20)

High School

- Naismith HS Player of the Year Finalist (2019)
- Naismith HS All-America First Team (2019)
- WBCA HS All-America First Team (2019)
- McDonald's HS All-America (2019)
- SLAM HS All-America (2019)
- USA Today All-USA Third Team (2019)

USA Basketball

- 2018 FIBA U17 World Cup, gold medal
- 2017 FIBA U16 Americas Cup, gold medal

Miscellaneous

	Season	Career	Record
20+ Points	1	6	6-0
10+ Points	6	30	29-1
Tm-High Points	4	15	14-1
Tm-High Assists	1	3	3-0

Career Highs

Pts	27 at Dayton, 11/13/19
FG	9 at Dayton, 11/13/19
FGA	23 vs. Arkansas, 1/9/20
3FG	5, 2x, last vs. Temple, 12/17/20
3FGA	9 vs. Arkansas, 1/9/20
FT	7 vs LSU, 2/20/20
FTA	9, 2x, last vs South Dakota, 11/28/20
Reb	7 at Dayton, 11/13/19
Blk	1, 7x, last vs. Texas A&M, 3/1/20
Stl	4 vs. USC Upstate, 11/21/19
Asst	5 vs. USC Upstate, 11/21/19
Min	36, 2x, last vs. South Dakota, 11/28/20

SEC Career Highs

Pts	21 vs. Arkansas, 1/9/20
FG	8, 2x, last at Kentucky, 2/23/20
FGA	23 vs. Arkansas, 1/9/20
3FG	4, 3x, last vs. Auburn, 2/13/20
3FGA	9 vs. Arkansas, 1/9/20
FT	7 vs LSU, 2/20/20
FTA	9 vs LSU, 2/20/20
Reb	6, 2x, last at Arkansas, 2/6/20
Blk	1, 3x, vs. Texas A&M, 3/1/20
Stl	3 at Alabama, 1/5/20
Asst	4, 2x, last vs. Auburn, 2/13/20
Min	36 at Kentucky, 2/23/20

GAME-BY-GAME

Opponent	Date	gs	min	Total		3-Pointers		Free throws		Rebounds				pf	a	t/o	blk	stl	pts	avg
				fg-fga	pct	3fg-fga	pct	ft-fta	pct	off	def	tot	avg							
COL. OF CHARLESTON	11/25/20	*	20	6-11	.545	2-3	.667	4-5	.800	1	0	1	1.0	0	3	3	0	3	18	18.0
vs South Dakota	11/28/20	*	36	5-16	.313	3-7	.429	6-9	.667	0	5	5	3.0	2	1	3	0	0	19	18.5
vs #21/20 Gonzaga	11/29/20	*	35	6-17	.353	1-1	1.000	3-3	1.000	1	3	4	3.3	0	4	3	0	0	16	17.7
#8/6 NC STATE	12/03/20	*	35	4-18	.222	1-5	.200	2-2	1.000	0	5	5	3.8	1	1	1	0	1	11	16.0
at #23/18 Iowa State	12/06/20	*	29	6-12	.500	4-6	.667	3-3	1.000	0	1	1	3.2	3	4	2	0	0	19	16.6
TEMPLE	12/17/20	*	28	8-11	.727	5-7	.714	2-4	.500	1	2	3	3.2	0	4	2	0	0	23	17.7
Totals		6	183	35-85	.412	16-29	.552	20-26	.769	3	16	19	3.2	6	17	14	0	4	106	17.7

Games played: 6
 Minutes/game: 30.5
 Points/game: 17.7
 FG Pct: 41.2
 3FG Pct: 55.2
 FT Pct: 76.9

Rebounds/game: 3.2
 Assists/game: 2.8
 Turnovers/game: 2.3
 Assist/turnover ratio: 1.2
 Steals/game: 0.7



LELE GRISSETT

6-2 • Sr. • Guard • Durham, N.C.

24

Career Stats at South Carolina

Season	gp-gs	min/avg	fg-fga	pct	3fg-fga	pct	ft-fta	pct	off	def	tot	avg	pf	fo	ast	to	blk	stl	pts	avg
2017-18	36-3	477/13.3	56-119	.471	0-0	.000	39-70	.557	56	77	133	3.7	84	0	18	53	7	24	151	4.2
2018-19	31-2	368/11.9	41-73	.562	0-0	.000	24-44	.545	59	64	123	4.0	61	2	9	33	17	11	106	3.4
2019-20	33-0	560/17.0	82-131	.626	0-2	.000	46-63	.730	69	57	126	3.8	47	0	40	34	23	30	210	6.4
2020-21	5-0	91/18.2	16-21	.762	0-0	.000	6-17	.353	13	14	27	5.4	12	1	8	3	3	4	38	7.6
TOTAL	105-5	1496/14.2	195-344	.567	0-2	.000	115-194	.593	197	212	409	3.9	204	3	75	123	50	69	505	4.8

Career Notables

- Has played in all but two games of her career, bringing energy off the bench, especially in defensive pressure
- Reshaped her body before junior season to focus on playing guard instead of forward
- Posted her first career double-double in the 2018-19 regular-season meeting with then-#4/5 Baylor (Dec. 2)
- Started at Vanderbilt (Jan. 18, 2018) and turned in a career night, shooting 11-of-12 from the field for 22 points – the first Gamecock freshman 20-point outing in SEC play in three years (20 by A'ja Wilson vs. Vanderbilt, 2/15/15)

Season Highlights

- More comfortable at the guard position after a year of experience under her belt; can play multiple positions and could get some time at point guard this season
- Ranks 12th in the SEC in offensive rebounds per game (2.6)
- Leads team in field goal percentage (.762)
- Provided a spark off the bench in the second half against South Dakota (Nov. 28), scoring six straight points as part of a 14-2 run that closed the third quarter and put the game out of reach
- Opened the season with a double-double against Charleston (Nov. 25), scoring 13 points and pulling down 10 rebounds, tying her career high on the glass

Awards

SEC Winter Academic Honor Roll (2019-20)

Miscellaneous

	Season	Career	Record
Double-Double	1	2	1-1
20+ Points	0	1	1-0
10+ Points	1	14	12-2
10+ Rebounds	1	2	1-1
Tm-High Points	0	3	3-0
Tm-High Rebs.	0	9	6-3
Team-High Asssts.	0	1	1-0

Career Highs

Pts	22 at Vanderbilt, 1/18/18
FG	11 at Vanderbilt, 1/18/18
FGA	12 at Vanderbilt, 1/18/18
FT	5, 2x, last at Missouri, 1/16/20
FTA	8 vs. College of Charleston, 12/5/17
Reb	10, 2x, last vs. College of Charleston, 11/25/20
Off Reb	6 vs. Arkansas, 3/7/20
Blk	3, 3x, last vs. Vanderbilt, 2/17/20
Stl	4, 2x, last vs. Georgia, 3/6/20
Asst	4, 2x, last vs. Arkansas, 3/7/20
Min	29 vs. Tennessee, 1/14/18

SEC Career Highs

Pts	22 at Vanderbilt, 1/18/18
FG	11 at Vanderbilt, 1/18/18
FGA	12 at Vanderbilt, 1/18/18
FT	5 at Missouri, 1/16/20
FTA	6 at Missouri, 1/16/20
Reb	9, 3x, last at LSU, 1/13/19
Off Reb	5, 2x, last vs. Ole Miss, 2/7/19
Blk	3, 2x, last vs. Vanderbilt, 2/17/20
Stl	3, 2x, last at Florida, 2/27/20
Asst	2, 6x, last at Florida, 2/27/20
Min	29 vs. Tennessee, 1/14/18

GAME-BY-GAME

Opponent	Date	gs	min	Total		3-Pointers		Free throws		Rebounds				pf	a	t/o	blk	stl	pts	avg
				fg-fga	pct	3fg-fga	pct	ft-fta	pct	off	def	tot	avg							
COL. OF CHARLESTON	11/25/20	16	5-6	.833	0-0	.000	3-4	.750	5	5	10	10.0	2	3	1	2	1	13	13.0	
vs South Dakota	11/28/20	14	3-3	1.000	0-0	.000	2-3	.667	3	2	5	7.5	2	1	0	0	1	8	10.5	
vs #21/20 Gonzaga	11/29/20	19	1-4	.250	0-0	.000	0-4	.000	1	1	2	5.7	3	1	0	1	2	2	7.7	
#8/6 NC STATE	12/03/20	21	4-4	1.000	0-0	.000	0-4	.000	1	2	3	5.0	5	0	1	0	0	8	7.8	
TEMPLE	12/17/20	21	3-4	.750	0-0	.000	1-2	.500	3	4	7	5.4	0	3	1	0	0	7	7.6	
Totals		0	91	16-21	.762	0-0	.000	6-17	.353	13	14	27	5.4	12	8	3	3	4	38	7.6

Games played: 5
 Minutes/game: 18.2
 Points/game: 7.6
 FG Pct: 76.2
 FT Pct: 35.3

Rebounds/game: 5.4
 Assists/game: 1.6
 Turnovers/game: 0.6
 Assist/turnover ratio: 2.7
 Steals/game: 0.8
 Blocks/game: 0.6



DESTANNI HENDERSON

5-7 • Jr. • Guard • Fort Myers, Fla.

3

Career Stats at South Carolina

Season	gp-gs	min/avg	fg-fga	pct	3fg-fga	pct	ft-fta	pct	off	def	tot	avg	pf	fo	ast	to	blk	stl	pts	avg
2018-19	31-9	485/15.6	58-157	.369	29-78	.372	24-34	.706	14	35	49	1.6	30	0	40	40	2	16	169	5.5
2019-20	33-0	774/23.5	104-250	.416	32-99	.323	41-63	.651	20	75	95	2.9	28	0	93	63	2	41	281	8.5
2020-21	6-6	181/30.2	26-56	.464	7-16	.438	16-22	.727	5	27	32	5.3	7	0	30	9	2	5	75	12.5
TOTAL	70-15	1440/20.6	188-463	.406	68-193	.352	81-119	.681	39	137	176	2.5	65	0	163	112	6	62	525	7.5

Career Notables

- Has been a spark of energy off the bench through her first two seasons, playing both guard positions
- Announced her readiness for an expanded role this season with a 2020 SEC Tournament performance that earned All-Tournament status (13.0 ppg, 4.7 apg)
- Rated No. 1 point guard and No. 9 overall recruit in Class of 2018; 2018 McDonald's All-America
- Helped high school team to three state championships while amassing 1,649 career points

Season Highlights

- Tied for third in SEC in assists per game (5.0), ranks fifth in assist to turnover ratio (3.3) and 27th in scoring (12.5)
- Posted second-straight seven-assist outing against Temple (Dec. 17), finishing with no turnovers in her 25 minutes
- Controlled the game at #23/18 Iowa State (Dec. 6) early with a pair of late 3s and five assists in the first quarter alone to help establish a 10-point lead after the opening stanza
- Scored a career-high 23 points against #21/20 Gonzaga (Nov. 29), all in the second half, answering the bell every time the Zags tied or took a lead in the fourth quarter and hit four the team's six free throw attempts in the final minute to seal the victory and lock up Women's Bad Boy Mowers Crossover Classic MVP honors for herself
- Scored 10 of her 19 points in the third quarter against South Dakota (Nov. 28), tying the game high in both points and rebounds with nine
- Opened the season with an 11-point performance against Charleston (Nov. 25)

Awards

- 2020 SEC All-Tournament Team
- 2019 SEC All-Freshman Team
- 2x SEC Winter Academic Honor Roll (2018-19, 2019-20)

High School

McDonald's All-America (2018)

USA Basketball

- 2016 FIBA U17 World Cup, bronze medal
- 2015 U16 National Team Trials

Miscellaneous

	Season	Career	Record
20+ Points	1	2	2-0
10+ Points	3	21	20-1
5+ Assists	3	10	9-1
5+ Steals	0	1	1-0
Tm-High Points	1	5	5-1
Tm-High Rebs.	1	2	2-0
Tm-High Assts.	3	11	10-1

Career Highs

Pts	23 vs. Gonzaga, 11/29/20
FG	8, 2x, last vs. South Dakota, 11/28/20
FGA	14 vs. Arkansas, 3/7/20
3FG	5 vs. USC Upstate, 11/21/19
3FGA	9 vs. Arkansas, 3/7/20
FT	10 vs. Gonzaga, 11/29/20
FTA	13 vs. Gonzaga, 11/29/20
Reb	9 vs. South Dakota, 11/28/20
Stl	5 at Temple, 12/7/19
Asst	8 vs. Kentucky, 1/2/20
Min	38 at Iowa State, 12/6/20

SEC Career Highs

Pts	19 at Arkansas, 2/3/19
FG	7 at Arkansas, 2/3/19
FGA	12 vs. Vanderbilt, 2/17/20
3FG	4 vs. Kentucky, 2/21/19
3FGA	6 at Arkansas, 2/3/19
FT	6 vs. Georgia, 2/14/19
FTA	7 vs. Georgia, 2/14/19
Reb	7 vs. Vanderbilt, 2/17/20
Stl	3, 2x, last at Vanderbilt, 1/12/20
Asst	8 vs. Kentucky, 1/2/20
Min	31 vs. Vanderbilt, 2/17/20

GAME-BY-GAME

Opponent	Date	gs	min	Total		3-Pointers		Free throws		Rebounds				pf	a	t/o	blk	stl	pts	avg
				fg-fga	pct	3fg-fga	pct	ft-fta	pct	off	def	tot	avg							
COL. OF CHARLESTON	11/25/20	*	21	4-7	.571	0-1	.000	3-4	.750	1	5	6	6.0	2	5	2	1	4	11	11.0
vs South Dakota	11/28/20	*	29	8-13	.615	1-3	.333	2-3	.667	0	9	9	7.5	1	3	2	0	0	19	15.0
vs #21/20 Gonzaga	11/29/20	*	33	6-11	.545	1-3	.333	10-13	.769	1	2	3	6.0	2	2	2	0	0	23	17.7
#8/6 NC STATE	12/03/20	*	35	1-13	.077	0-2	.000	0-0	.000	3	4	7	6.3	1	6	1	1	0	2	13.8
at #23/18 Iowa State	12/06/20	*	38	4-7	.571	3-4	.750	1-2	.500	0	4	4	5.8	1	7	2	0	0	12	13.4
TEMPLE	12/17/20	*	25	3-5	.600	2-3	.667	0-0	.000	0	3	3	5.3	0	7	0	0	1	8	12.5
Totals		6	181	26-56	.464	7-16	.438	16-22	.727	5	27	32	5.3	7	30	9	2	5	75	12.5

Games played: 6
 Minutes/game: 30.2
 Points/game: 12.5
 FG Pct: 46.4
 3FG Pct: 43.8
 FT Pct: 72.7

Rebounds/game: 5.3
 Assists/game: 5.0
 Turnovers/game: 1.5
 Assist/turnover ratio: 3.3
 Steals/game: 0.8
 Blocks/game: 0.3



DESTINY LITTLETON

5-9 • Jr. • Guard • San Diego, Calif.

11

Career Stats at South Carolina

Season	gp-gs	min/avg	fg-fga	pct	3fg-fga	pct	ft-fta	pct	off	def	tot	avg	pf	fo	ast	to	blk	stl	pts	avg
2020-21	6-0	75/12.5	5-18	.278	1-9	.111	8-10	.800	2	20	22	3.7	4	0	6	2	0	3	19	3.2
TOTAL	6-0	75/12.5	5-18	.278	1-9	.111	8-10	.800	2	20	22	3.7	4	0	6	2	0	3	19	3.2

Career Notables

- Sat out last season due to NCAA transfer rules, taking advantage of that time to have a procedure done to alleviate chronic issues in both ankles
- Spent two seasons at Texas, helping Longhorns to a pair of NCAA Tournament appearances, including a spot in the 2018 Sweet 16
- Played in all 33 games her redshirt-freshman season (2018-19), starting 12 and playing the third-most minutes on the team
- Ranked No. 33 overall in the Class of 2017
- Named McDonald's All-American (2017) and earned California Ms. Basketball honors

Season Highlights

- Has played in all six games
- Was strong on the glass at #23/18 Iowa State (Dec. 6), grabbing six of her seven boards in the second quarter to help the Gamecocks out-rebound the Cyclones 17-6 in that period alone
- Made her Carolina debut against Charleston (Nov. 25), scoring seven points and pulling down eight rebounds

Awards

SEC First-Year Academic Honor Roll (2019-20)

High School

McDonald's All-America (2017)

USA Basketball

2017 FIBA U18 3x3 World Cup, gold medal

2015 FIBA U16 Americas Cup, bronze medal

Miscellaneous

	Season	Career	Record
20+ Points	0	1*	1-0
10+ Points	0	12*	9-3
5+ Assists	0	1*	1-0
Tm-High Points	0	3*	2-1
Tm-High Rebs.	0	3*	1-2
Tm-High Assts.	0	2*	2-0

* indicates includes games prior to transfer to South Carolina

Career Highs

Pts.....22 vs. Northwestern State, 12/29/18*
 FG.....7 vs. UTSA, 11/28/18*
 FGA.....15 vs. UTSA, 11/28/18*
 3FG.....4 at West Virginia, 1/6/19*
 3FGA.....7 vs. UTSA, 11/28/18*
 FT.....11 vs. Northwestern State, 12/29/18*
 FTA.....11 vs. Northwestern State, 12/29/18*
 Reb.....8, 2x, last vs. College of Charleston, 11/25/20*
 Stl.....3, 2x, last at Oklahoma State, 2/12/19*
 Asst.....7 vs. Northwestern State, 12/29/18*
 Min.....34, 2x, last vs. Kansas State, 2/17/19*

* indicates at least one time prior to transfer to South Carolina

GAME-BY-GAME

Opponent	Date	gs	min	Total		3-Pointers		Free throws		Rebounds				pf	a	t/o	blk	stl	pts	avg
				fg-fga	pct	3fg-fga	pct	ft-fta	pct	off	def	tot	avg							
COL. OF CHARLESTON	11/25/20	19	1-6	.167	0-3	.000	5-6	.833	0	8	8	8.0	2	0	2	0	1	7	7.0	
vs South Dakota	11/28/20	6	0-1	.000	0-1	.000	0-0	.000	0	0	0	4.0	1	0	0	0	0	0	3.5	
vs #21/20 Gonzaga	11/29/20	10	0-1	.000	0-1	.000	1-2	.500	0	1	1	3.0	1	1	0	0	0	1	2.7	
#8/6 NC STATE	12/03/20	6	0-0	.000	0-0	.000	0-0	.000	1	1	2	2.8	0	0	0	0	0	0	2.0	
at #23/18 Iowa State	12/06/20	16	2-5	.400	1-3	.333	0-0	.000	1	6	7	3.6	0	3	0	0	0	5	2.6	
TEMPLE	12/17/20	18	2-5	.400	0-1	.000	2-2	1.000	0	4	4	3.7	0	2	0	0	2	6	3.2	
Totals		0	75	5-18	.278	1-9	.111	8-10	.800	2	20	22	3.7	4	6	2	0	3	19	3.2

Games played: 6
 Minutes/game: 12.5
 Points/game: 3.2
 FG Pct: 27.8
 3FG Pct: 11.1
 FT Pct: 80.0

Rebounds/game: 3.7
 Assists/game: 1.0
 Turnovers/game: 0.3
 Assist/turnover ratio: 3.0
 Steals/game: 0.5

SEC Career Highs

Pts.....
 FG.....
 FGA.....
 3FG.....
 3FGA.....
 FT.....
 FTA.....
 Reb.....
 Stl.....
 Asst.....
 Min.....



ENIYA RUSSELL

6-1 • Fr. • Guard • Baltimore, Md.

2

Career Stats at South Carolina

Season	gp-gs	min/avg	fg-fga	pct	3fg-fga	pct	ft-fa	pct	off	def	tot	avg	pf	fo	ast	to	blk	stl	pts	avg
2020-21	5-0	62/12.4	12-25	.480	2-7	.286	9-15	.600	1	7	8	1.6	7	0	4	5	1	2	35	7.0
TOTAL	5-0	62/12.4	12-25	.480	2-7	.286	9-15	.600	1	7	8	1.6	7	0	4	5	1	2	35	7.0

High School Notables

- Ranked No. 43 overall in Class of 2020 by ESPN
- First-Team All-Metro from *Washington Post* (2020) and *Baltimore Sun* (2019)
- Scored 14.9 points per game as a senior

Season Highlights

- Has played in five games this season
- Hit a groove in the second quarter against Temple (Dec. 17), scoring five of her 11 points in the period
- Found good offensive rhythm in midrange game at #23/18 Iowa State (Dec. 6) with seven of her eight points coming in just five minutes of play in the second quarter
- Cracked double figures in her Carolina debut, scoring 14 points and snagging four rebounds against Charleston (Nov. 25)

Awards

McDonald's All-America (2019-20)

Miscellaneous

	Season	Career	Record
10+ Points	2	2	2-0

Career Highs

Pts	14 vs. College of Charleston, 11/25/20
FG	4, 2x, last vs. Temple, 12/17/20
FGA	8 vs. Temple, 12/17/20
3FG	1 vs. College of Charleston, 11/25/20
3FGA	3 at Iowa State, 12/6/20
FT	5 vs. College of Charleston, 11/25/20
FTA	8 vs. College of Charleston, 11/25/20
Reb	4 vs. College of Charleston, 11/25/20
Blk	1 at Iowa State, 12/6/20
Stl	2 vs. Temple, 12/17/20
Asst	2 vs. College of Charleston, 11/25/20
Min	20 vs. College of Charleston, 11/25/20

SEC Career Highs

Pts
FG
FGA
3FG
3FGA
FT
FTA
Reb
Stl
Asst
Min

GAME-BY-GAME

Opponent	Date	gs	min	Total		3-Pointers		Free throws		Rebounds				pf	a	t/o	blk	stl	pts	avg
				fg-fga	pct	3fg-fga	pct	ft-fa	pct	off	def	tot	avg							
COL. OF CHARLESTON	11/25/20	20	4-7	.571	1-2	.500	5-8	.625	0	4	4	4.0	3	2	1	0	0	14	14.0	
vs South Dakota	11/28/20	12	1-3	.333	0-0	.000	0-0	.000	0	0	0	2.0	1	1	0	0	0	2	8.0	
#8/6 NC STATE	12/03/20	5	0-2	.000	0-0	.000	0-0	.000	0	0	0	1.3	0	0	1	0	0	0	5.3	
at #23/18 Iowa State	12/06/20	11	3-5	.600	1-3	.333	1-2	.500	0	1	1	1.3	2	0	3	1	0	8	6.0	
TEMPLE	12/17/20	14	4-8	.500	0-2	.000	3-5	.600	1	2	3	1.6	1	1	0	0	2	11	7.0	
Totals		0	62	12-25	.480	2-7	.286	9-15	.600	1	7	8	1.6	7	4	5	1	2	35	7.0

Games played: 5
 Minutes/game: 12.4
 Points/game: 7.0
 FG Pct: 48.0
 3FG Pct: 28.6
 FT Pct: 60.0

Rebounds/game: 1.6
 Assists/game: 0.8
 Turnovers/game: 1.0
 Assist/turnover ratio: 0.8
 Steals/game: 0.4
 Blocks/game: 0.2



VICTARIA SAXTON

6-2 • Jr. • Forward • Rome, Ga.

5

Career Stats at South Carolina

Season	gp-gs	min/avg	fg-fga	pct	3fg-fga	pct	ft-fa	pct	off	def	tot	avg	pf	fo	ast	to	blk	stl	pts	avg
2018-19	28-1	291/10.4	40-70	.571	0-0	.000	36-62	.581	51	32	83	3.0	41	0	5	19	35	14	116	4.1
2019-20	33-0	512/15.5	69-121	.570	0-0	.000	39-68	.574	52	76	128	3.9	60	0	10	28	43	29	177	5.4
2020-21	6-5	124/20.7	23-37	.622	0-0	.000	11-17	.647	15	25	40	6.7	15	0	4	10	14	5	57	9.5
TOTAL	67-6	927/13.8	132-228	.579	0-0	.000	86-147	.585	118	133	251	3.7	116	0	19	57	92	48	350	5.2

Career Notables

- Steady contributor off the bench through her first two seasons
- Picked up first career double-double at Mizzou (1/16/20)
- Ranked No. 47 overall and No. 6 forward in the 2018 class
- Averaged 24.3 points and 14.9 rebounds as a senior, leading team to Georgia Class AA Final Four
- Finished high school career as Model's all-time leading scorer (2,622) and averaged a double-double throughout her career

Season Highlights

- Team captain for the second-straight season
- Ranks second in SEC and 29th in the nation in blocks per game (2.3) and is tied for 14th in offensive rebounds per game (2.5)
- Took over in the fourth quarter against Temple (Dec. 17), scoring 11 of her 16 points in the period to help close out the win
- Continued to play a vital role in the post, with nine points and nine rebounds to go along with three blocks at #23/18 Iowa State
- Made her presence felt with a nine-point, six-rebound performance against #21/20 Gonzaga (Nov. 29)
- Tied her scoring career high in the season opener against Charleston (Nov. 25) scoring 19 points and pulled down a career-best 12 rebounds in the contest

Awards

2019 SEC All-Freshman Team
2x SEC Academic Honor Roll (2018-19, 2019-20)

Miscellaneous

	Season	Career	Record
Double-Doubles	1	2	2-0
10+ Points	2	10	10-0
10+ Rebound	1	2	2-0
5+ Blocks	1	2	2-0
Tm-High Points	1	2	2-0
Tm-High Rebs.	1	4	4-0

Career Highs

Pts..... 19, 2x, last vs. College of Charleston, 11/25/20
FG..... 7, 3x, last vs. Temple, 12/17/20
FGA..... 9, 4x, last vs. Temple, 12/17/20
FT..... 8 vs. Georgia, 2/14/19
FTA..... 8, 4x, last vs. College of Charleston, 11/25/20
Reb..... 12 vs. College of Charleston, 11/25/20
Off Reb..... 6, 2x, last vs. College of Charleston, 11/25/20
Blk..... 5, 2x, last vs. College of Charleston, 11/25/20
Stl..... 3, 2x, last vs. Auburn, 2/13/20
Asst..... 2, 4x, last vs. College of Charleston, 11/25/20
Min..... 31 at Iowa State, 12/6/20

SEC Career Highs

Pts..... 19 at Arkansas, 2/3/19
FG..... 7 at Arkansas, 2/3/19
FGA..... 9 at Florida, 2/27/20
FT..... 8 vs. Georgia, 2/14/19
FTA..... 8, 3x, last vs. Vanderbilt, 2/17/20
Reb..... 10 at Missouri, 1/16/20
Off Reb..... 6 at Missouri, 1/16/20
Blk..... 4 vs. Auburn, 2/13/20
Stl..... 3 vs. Auburn, 2/13/20
Asst..... 2 at Ole Miss, 1/30/20
Min..... 27 vs. Kentucky, 2/21/19

GAME-BY-GAME

Opponent	Date	gs	min	Total		3-Pointers		Free throws		Rebounds				pf	a	t/o	blk	stl	pts	avg	
				fg-fga	pct	3fg-fga	pct	ft-fa	pct	off	def	tot	avg								
COL. OF CHARLESTON	11/25/20	*	18	7-9	.778	0-0	.000	5-8	.625	6	6	12	12.0	1	2	0	5	2	19	19.0	
vs South Dakota	11/28/20	*	15	2-5	.400	0-0	.000	0-0	.000	2	1	3	7.5	2	0	1	2	1	4	11.5	
vs #21/20 Gonzaga	11/29/20	*	22	3-4	.750	0-0	.000	3-4	.750	1	5	6	7.0	2	1	3	0	2	9	10.7	
#8/6 NC STATE	12/03/20	*	15	0-1	.000	0-0	.000	0-0	.000	0	3	3	6.0	4	0	1	0	0	0	8.0	
at #23/18 Iowa State	12/06/20	*	32	4-9	.444	0-0	.000	1-2	.500	3	6	9	6.6	4	1	4	3	0	9	8.2	
TEMPLE	12/17/20		22	7-9	.778	0-0	.000	2-3	.667	3	4	7	6.7	2	0	1	4	0	16	9.5	
Totals			5	124	23-37	.622	0-0	.000	11-17	.647	15	25	40	6.7	15	4	10	14	5	57	9.5

Games played: 6
 Minutes/game: 20.7
 Points/game: 9.5
 FG Pct: 62.2
 FT Pct: 64.7

Rebounds/game: 6.7
 Assists/game: 0.7
 Turnovers/game: 1.7
 Assist/turnover ratio: 0.4
 Steals/game: 0.8
 Blocks/game: 2.3



OLIVIA THOMPSON

5-8 • So. • Guard • Lexington, S.C.

0

Career Stats at South Carolina

Season	gp-gs	min/avg	fg-fga	pct	3fg-fga	pct	ft-fa	pct	off	def	tot	avg	pf	fo	ast	to	blk	stl	pts	avg
2019-20	22-0	111/5.0	13-41	.317	11-36	.306	0-0	.000	1	3	4	0.2	5	0	5	4	1	1	37	1.7
2020-21	5-0	23/4.6	4-10	.400	2-7	.286	0-0	.000	2	0	2	0.4	1	0	0	2	0	0	10	2.0
TOTAL	27-0	134/5.0	17-51	.333	13-43	.302	0-0	.000	3	3	6	0.2	6	0	5	6	1	1	47	1.7

Career Notables

- Began career as a walk-on and earned a scholarship prior to the 2020-21 season
- Great energy, great teammate
- Hit at least one 3-pointer in eight of her 22 games played as a freshman
- SCBCA Class 5A Player of the Year (2019)

Season Highlights

- Has played in five games this season
- Scored five points in the season opener against Charleston (Nov. 25), including one bucket from beyond the arc

Awards

SEC First-Year Academic Honor Roll (2019-20)

Miscellaneous

	Season	Career	Record
10+ Points	0	1	1-0

Career Highs

Pts.....10 vs. Alabama State, 11/5/19
 FG.....4 vs. Alabama State, 11/5/19
 FGA.....7 vs. Alabama State, 11/5/19
 3FG.....2, 3x, last at Florida, 2/27/20
 3FGA.....6 at Ole Miss, 1/30/20
 FT.....
 FTA.....
 Reb.....1, 6x, last vs. Temple, 12/17/20
 Blk.....1 at Clemson, 11/24/19
 Stl.....1 vs. Arkansas, 3/7/20
 Asst.....2 vs. USC Upstate, 11/21/19
 Min.....14 at Ole Miss, 1/30/20

SEC Career Highs

Pts.....6, 2x, last at Florida, 2/27/20
 FG.....2, 2x last at Florida, 2/27/20
 FGA.....6, 2x, last vs. Vanderbilt, 2/17/20
 3FG.....2, 2x, last at Florida, 2/27/20
 3FGA.....6 at Ole Miss, 1/30/20
 FT.....
 FTA.....
 Reb.....1, 3x, last at Florida, 2/27/20
 Blk.....
 Stl.....
 Asst.....1, 2x, vs. Vanderbilt, 2/17/20
 Min.....14 at Ole Miss, 1/30/20

GAME-BY-GAME

Opponent	Date	gs	min	Total		3-Pointers		Free throws		Rebounds				pf	a	t/o	blk	stl	pts	avg
				fg-fga	pct	3fg-fga	pct	ft-fa	pct	off	def	tot	avg							
COL. OF CHARLESTON	11/25/20	8		2-4	.500	1-2	.500	0-0	.000	0	0	0	0.0	0	0	1	0	0	5	5.0
vs South Dakota	11/28/20	6		1-1	1.000	1-1	1.000	0-0	.000	0	0	0	0.0	1	0	0	0	0	3	4.0
#8/6 NC STATE	12/03/20	0		0-0	.000	0-0	.000	0-0	.000	0	0	0	0.0	0	0	0	0	0	0	2.7
at #23/18 Iowa State	12/06/20	4		0-1	.000	0-1	.000	0-0	.000	1	0	1	0.3	0	0	1	0	0	0	2.0
TEMPLE	12/17/20	5		1-4	.250	0-3	.000	0-0	.000	1	0	1	0.4	0	0	0	0	0	2	2.0
Totals		0	23	4-10	.400	2-7	.286	0-0	.000	2	0	2	0.4	1	0	2	0	0	10	2.0

Games played: 5
 Minutes/game: 4.6
 Points/game: 2.0
 FG Pct: 40.0
 3FG Pct: 28.6

Rebounds/game: 0.4
 Turnovers/game: 0.4



ELYSA WESOLEK

6-1 • Jr. • Forward • Charleston, S.C.

32

Career Stats at South Carolina

Season	gp-gs	min/avg	fg-fga	pct	3fg-fga	pct	ft-fa	pct	off	def	tot	avg	pf	fo	ast	to	blk	stl	pts	avg
2018-19	12-0	52/4.3	7-20	.350	3-10	.300	6-7	.857	8	2	10	0.8	14	0	2	4	1	1	23	1.9
2019-20	20-0	99/5.0	11-29	.379	4-13	.308	2-2	1.000	4	12	16	0.8	11	0	4	9	1	3	28	1.4
2020-21	4-0	32/8.0	1-3	.333	0-1	.000	0-2	.000	4	6	10	2.5	6	0	0	0	3	1	2	0.5
TOTAL	36-0	183/5.1	19-52	.365	7-24	.292	8-11	.727	16	20	36	1.0	31	0	6	13	5	5	53	1.5

Career Notables

- Hard worker who does what the team needs and keeps a good attitude
- Four-year starter at Northwood Academy including three seasons winning South Carolina Independent School Association (SCISA) 3A state championship (2015, 2016, 2017)
- Amassed over 1,000 points in her high school career, including averaging 18.5 points as a senior

Season Highlights

- Impressed coaches in preseason with offseason work and improvement
- Has played in four games this season
- Played a career-high 16 minutes in the season opener against Charleston (Nov. 25), notching new career bests in rebounds (4) and blocks (2)

Awards

2x SEC Academic Honor Roll (2018-19, 2019-20)

Miscellaneous

	Season	Career	Record
10+ Points	0	1	1-0

Career Highs

Pts.....10 vs. ETSU, 11/22/18
 FG.....3, 2x, last vs. Alabama State, 11/5/19
 FGA.....5 at Alabama State, 11/11/18
 3FG.....2 vs. ETSU, 11/22/18
 3FGA.....3 at Alabama State, 11/11/18
 FT.....3 at Alabama State, 11/11/18
 FTA.....3 at Alabama State, 11/11/18
 Reb.....4 vs. College of Charleston, 11/25/20
 Blk.....2 vs. College of Charleston, 11/25/20
 Stl.....2 vs. USC Upstate, 11/21/19
 Asst.....1, 6x, last at Missouri, 1/16/20
 Min.....16 vs. College of Charleston, 11/25/20

SEC Career Highs

Pts.....5, 2x, last vs. Vanderbilt, 2/17/20
 FG.....2 vs. Vanderbilt, 2/17/20
 FGA.....3, 3x, last vs. Vanderbilt, 2/17/20
 3FG.....1 at Ole Miss, 1/30/20
 3FGA.....2 at Ole Miss, 1/30/20
 FT.....2 at Ole Miss, 1/30/20
 FTA.....2 at Ole Miss, 1/30/20
 Reb.....2, 2x, last vs. Auburn, 2/13/20
 Blk.....1, 2x, last at Ole Miss, 1/30/20
 Stl.....
 Asst.....1 at Missouri, 1/16/20
 Min.....12 vs Vanderbilt, 2/17/20

GAME-BY-GAME

Opponent	Date	gs	min	Total		3-Pointers		Free throws		Rebounds				pf	a	t/o	blk	stl	pts	avg
				fg-fga	pct	3fg-fga	pct	ft-fa	pct	off	def	tot	avg							
COL. OF CHARLESTON	11/25/20	16	1-1	1.000	0-0	.000	0-0	.000	2	2	4	4.0	3	0	0	2	0	2	2	2.0
vs South Dakota	11/28/20	1	0-0	.000	0-0	.000	0-0	.000	0	1	1	2.5	1	0	0	0	0	0	1.0	1.0
at #23/18 Iowa State	12/06/20	4	0-1	.000	0-1	.000	0-0	.000	2	0	2	2.3	1	0	0	1	0	0	0.7	0.7
TEMPLE	12/17/20	11	0-1	.000	0-0	.000	0-2	.000	0	3	3	2.5	1	0	0	0	1	0	0.5	0.5
Totals		0	32	1-3	.333	0-1	.000	0-2	.000	4	6	10	2.5	6	0	0	3	1	2	0.5

Games played: 4
 Minutes/game: 8.0
 Points/game: 0.5
 FG Pct: 33.3
 3FG Pct: 0.0
 FT Pct: 0.0

Rebounds/game: 2.5
 Steals/game: 0.3
 Blocks/game: 0.8

Official Basketball Box Score -- Game Totals -- Final Statistics
Col. of Charleston vs #1/1 South Carolina
11/25/20 12:00 pm at Columbia, SC

Col. of Charleston 38 • 0-1,0-0 CAA

Table with columns: # Player, FG-FGA, 3-Ptr, FT-FTA, Rebounds (Off, Def, Tot), PF, TP, A, TO, Blk, Stl, Min. Includes team totals and game statistics.

Game statistics table including FG%, 3FG%, FT%, and other metrics for both teams.

#1/1 South Carolina 119 • 1-0,0-0 SEC

Table with columns: # Player, FG-FGA, 3-Ptr, FT-FTA, Rebounds (Off, Def, Tot), PF, TP, A, TO, Blk, Stl, Min. Includes team totals and game statistics.

Game statistics table including FG%, 3FG%, FT%, and other metrics for both teams.

Officials: Saif Esho, Luis Gonzalez, Dawn Marsh
Technical fouls: Col. of Charleston-None. #1/1 South Carolina-None.

Attendance: 3500
2020-21 Women's Basketball. Round: 0. Col. of Charleston vs South Carolina. Pl

Score by periods table showing 1st, 2nd, 3rd, 4th quarter scores and total for both teams.

Points in Paint, Off T/O, Chance, Break, Fast Break, Bench statistics for both teams.

Last FG - CC 4th-00:09, SC 4th-00:45.
Largest lead - CC None, SC by 83 4th-00:45.

Score tied - 0 times.
Lead changed - 0 times.

Official Basketball Box Score -- Game Totals -- Final Statistics
South Dakota vs #1/1 South Carolina
11/28/20 2:00 pm at Sioux Falls, SD

South Dakota 71 • 0-1,0-0 Summit L

Table with columns: # Player, FG-FGA, 3-Ptr, FT-FTA, Rebounds (Off, Def, Tot), PF, TP, A, TO, Blk, Stl, Min. Includes team totals and game statistics.

Game statistics table including FG%, 3FG%, FT%, and other metrics for both teams.

#1/1 South Carolina 81 • 2-0,0-0 SEC

Table with columns: # Player, FG-FGA, 3-Ptr, FT-FTA, Rebounds (Off, Def, Tot), PF, TP, A, TO, Blk, Stl, Min. Includes team totals and game statistics.

Game statistics table including FG%, 3FG%, FT%, and other metrics for both teams.

Officials: Marla Ann Gearhart, Marcus Clayton, Marty Cook
Technical fouls: South Dakota-None. #1/1 South Carolina-None.

Attendance: 3500
2020-21 Women's Basketball. Round: 0. South Carolina vs South Dakota. Played a

Score by periods table showing 1st, 2nd, 3rd, 4th quarter scores and total for both teams.

Points in Paint, Off T/O, Chance, Break, Fast Break, Bench statistics for both teams.

Last FG - SD 4th-00:42, SC 4th-02:50.
Largest lead - SD by 5 2nd-07:10, SC by 21 4th-08:18.

Score tied - 5 times.
Lead changed - 4 times.

Official Basketball Box Score -- Game Totals -- Final Statistics
#1/1 South Carolina vs #21/20 Gonzaga
11/29/20 2:00 pm at Sioux Falls, SD

#1/1 South Carolina 79 • 3-0,0-0 SEC

Table with columns: # Player, FG-FGA, 3-Ptr, FT-FTA, Rebounds (Off, Def, Tot), PF, TP, A, TO, Blk, Stl, Min. Includes team totals and game statistics.

Game statistics table including FG%, 3FG%, FT%, and other metrics for both teams.

#21/20 Gonzaga 72 • 0-1,0-0 WCC

Table with columns: # Player, FG-FGA, 3-Ptr, FT-FTA, Rebounds (Off, Def, Tot), PF, TP, A, TO, Blk, Stl, Min. Includes team totals and game statistics.

Game statistics table including FG%, 3FG%, FT%, and other metrics for both teams.

Officials: Robert Miles, Marla Ann Gearhart, Marcus Clayton
Technical fouls: #1/1 South Carolina-None. #21/20 Gonzaga-None.

Attendance: 3500
2020-21 Women's Basketball. Round: 0. Gonzaga vs South Carolina. Played at San

Score by periods table showing 1st, 2nd, 3rd, 4th quarter scores and total for both teams.

Points in Paint, Off T/O, Chance, Break, Fast Break, Bench statistics for both teams.

Last FG - SC 4th-01:33, Gonz 4th-00:54.
Largest lead - SC by 8 4th-01:33, Gonz by 2 1st-09:17.

Score tied - 7 times.
Lead changed - 5 times.

Official Basketball Box Score -- Game Totals -- Final Statistics
#8/6 NC State vs #1/1 South Carolina
12/03/20 7:00 pm at Columbia, SC

#8/6 NC State 54 • 3-0,0-0 ACC

Table with columns: # Player, FG-FGA, 3-Ptr, FT-FTA, Rebounds (Off, Def, Tot), PF, TP, A, TO, Blk, Stl, Min. Includes team totals and game statistics.

Game statistics table including FG%, 3FG%, FT%, and other metrics for both teams.

#1/1 South Carolina 46 • 3-1,0-0 SEC

Table with columns: # Player, FG-FGA, 3-Ptr, FT-FTA, Rebounds (Off, Def, Tot), PF, TP, A, TO, Blk, Stl, Min. Includes team totals and game statistics.

Game statistics table including FG%, 3FG%, FT%, and other metrics for both teams.

Officials: Angelica Suffren, Karen Preato, Dee Kanter
Technical fouls: #8/6 NC State-None. #1/1 South Carolina-None.

Attendance: 3500
2020-21 Women's Basketball. Round: 0. NC State vs South Carolina. Played at Co

Score by periods table showing 1st, 2nd, 3rd, 4th quarter scores and total for both teams.

Points in Paint, Off T/O, Chance, Break, Fast Break, Bench statistics for both teams.

Last FG - NCSU 4th-00:27, SC 4th-00:50.
Largest lead - NCSU by 8 4th-00:06, SC by 6 2nd-09:37.

Score tied - 5 times.
Lead changed - 18 times.

Official Basketball Box Score -- Game Totals -- Final Statistics
#1/1 South Carolina vs #23/18 Iowa State
12/06/20 11:00 am at Ames, IA

#1/1 South Carolina 83 • 4-1,0-0 SEC

##	Player	Total		3-Ptr		Rebounds			PF	TP	A	TO	Blk	Stl	Min
		FG-FGA	FT-FTA	FG-FGA	FT-FTA	Off	Def	Tot							
04	Aliyah Boston	f	6-11	1-3	0-0	5	10	15	3	13	3	2	1	1	35
05	Victoria Saxton	f	4-9	0-0	1-2	3	6	9	4	9	1	4	3	0	32
01	Zia Cooke	g	6-12	4-6	3-3	0	1	1	3	19	4	2	0	0	29
03	Destanni Henderson	g	4-7	3-4	1-2	0	4	4	1	12	7	2	0	0	38
12	Brea Beal	g	5-9	3-5	0-0	1	3	4	2	13	2	2	0	0	24
00	Olivia Thompson		0-1	0-1	0-0	1	0	1	0	0	0	1	0	0	4
02	Eniya Russell		3-5	1-3	1-2	0	1	1	2	8	0	3	1	0	11
11	Destiny Littleton		2-5	1-3	0-0	1	6	7	0	5	3	0	0	0	16
15	Laeticia Amihere		0-3	0-0	4-4	2	0	2	5	4	1	1	0	0	7
32	Elysa Wesolek		0-1	0-1	0-0	2	0	2	1	0	0	0	1	0	4
	Team					1	3	4			2				
Totals			30-63	13-26	10-13	16	34	50	21	83	21	19	6	1	200
1st - FG %:		10-18	55.6%	2nd: 8-19	42.1%	3rd: 11-17	64.7%	4th: 1-9	11.1%	Game:	30-63	47.6%	Deadball		
3FG %:		5-8	62.5%	1-6	16.7%	6-9	66.7%	1-3	33.3%	13-26	50.0%	Rebounds			
FT %:		2-2	100.0%	0-0	0.0%	2-3	66.7%	6-8	75.0%	10-13	76.9%	2,1			

#23/18 Iowa State 65 • 2-2,1-0 Big 12

##	Player	Total		3-Ptr		Rebounds			PF	TP	A	TO	Blk	Stl	Min
		FG-FGA	FT-FTA	FG-FGA	FT-FTA	Off	Def	Tot							
25	Kristin Scott	c	2-6	2-6	0-0	0	2	2	2	6	1	3	3	0	29
10	Kylie Feuerbach	g	1-5	0-2	0-0	0	0	0	1	2	0	0	0	0	18
11	Emily Ryan	g	2-7	0-3	0-0	0	3	3	0	4	4	2	2	0	30
21	Lexi Donarski	g	5-8	0-0	3-4	0	2	2	0	13	0	5	0	1	26
24	Ashley Joens	g	11-22	2-5	8-8	3	2	5	3	32	0	0	0	1	32
01	Madison Wise		1-4	0-1	2-2	0	3	3	0	4	1	0	0	3	22
04	Rae Johnson		0-3	0-3	0-0	0	0	0	0	0	2	0	0	0	5
20	Aubrey Joens		1-6	1-6	1-2	0	3	3	3	4	0	0	0	3	19
23	Maddie Frederick		0-1	0-1	0-0	1	0	1	0	0	0	0	0	0	7
31	Morgan Kane		0-0	0-0	0-0	0	2	2	1	0	0	0	0	0	12
	Team					2	1	3							
Totals			23-62	5-27	14-16	6	18	24	10	65	8	10	5	8	200
1st - FG %:		6-16	37.5%	2nd: 5-17	29.4%	3rd: 9-15	60.0%	4th: 3-14	21.4%	Game:	23-62	37.1%	Deadball		
3FG %:		1-5	20.0%	0-6	0.0%	4-9	44.4%	0-7	0.0%	5-27	18.5%	Rebounds			
FT %:		4-5	80.0%	3-3	100.0%	0-0	0.0%	7-8	87.5%	14-16	87.5%	0			

Officials: Nykesha Thompson,Roy Gulbeyan,Dee Kantner
 Technical fouls: #1/1 South Carolina-None. #23/18 Iowa State-None.
 Attendance: 864
 2020-21 Women's Basketball. Round: 0. Iowa St. vs South Carolina. Played at Ja

Score by periods	1st	2nd	3rd	4th	Total
#1/1 South Carolina	27	17	30	9	83
#23/18 Iowa State	17	13	22	13	65

Last FG - SC 4th-07:05, IowaSt 4th-01:38.
 Largest lead - SC by 25 4th-07:05, IowaSt None.
 SC led for 39:46, IowaSt led for 00:00. Game was tied for 00:14.

Points	In	Off	2nd	Fast	Bench
SC	18	17	15	3	17
IowaSt	36	14	4	6	8

Score tied - 0 times.
 Lead changed - 0 times.

Official Basketball Box Score -- Game Totals -- Final Statistics
Temple vs #5/4 South Carolina
12/17/20 7:00 pm at Columbia, SC

Temple 41 • 0-3,0-0 AAC

##	Player	Total		3-Ptr		Rebounds			PF	TP	A	TO	Blk	Stl	Min
		FG-FGA	FT-FTA	FG-FGA	FT-FTA	Off	Def	Tot							
20	Alexa Williamson	f	1-3	0-0	1-4	1	2	3	3	3	0	0	0	0	14
25	Mia Davis	f	6-16	1-4	4-4	4	3	7	4	17	1	2	0	0	31
01	Jasha Clinton	g	1-9	1-4	0-0	2	0	2	1	3	0	3	0	0	24
12	Emani Mayo	g	4-11	1-4	2-3	2	2	4	2	11	0	3	0	1	40
02	Asonah Alexander	*	1-7	0-4	0-0	0	4	4	2	2	3	5	2	0	30
03	Rayniah Walker		0-8	0-4	0-0	0	2	2	1	0	1	1	3	0	23
05	Jada Graves		0-1	0-0	2-2	1	0	1	4	2	0	2	0	0	15
10	Nicolette Mayo		0-0	0-0	0-0	0	1	1	0	0	0	0	0	0	2
11	Kash Ayuso		1-5	1-3	0-0	0	1	1	2	3	1	1	0	0	19
14	Janelle Johnson		0-0	0-0	0-0	0	0	0	0	0	0	0	0	0	2
	Team					3	2	5			1				
Totals			14-60	4-23	9-13	13	17	30	19	41	6	18	5	1	200
1st - FG %:		5-12	41.7%	2nd: 4-16	25.0%	3rd: 4-20	20.0%	4th: 1-12	8.3%	Game:	14-60	23.3%	Deadball		
3FG %:		2-4	50.0%	1-6	16.7%	0-5	0.0%	1-8	12.5%	4-23	17.4%	Rebounds			
FT %:		2-4	50.0%	2-2	100.0%	4-5	80.0%	1-2	50.0%	9-13	69.2%	2			

#5/4 South Carolina 103 • 5-1,0-0 SEC

##	Player	Total		3-Ptr		Rebounds			PF	TP	A	TO	Blk	Stl	Min
		FG-FGA	FT-FTA	FG-FGA	FT-FTA	Off	Def	Tot							
04	Aliyah Boston	f	6-12	0-2	2-2	4	5	9	1	14	1	0	3	1	22
15	Laeticia Amihere	f	3-6	0-1	5-5	0	3	3	2	11	1	1	0	1	15
01	Zia Cooke	g	8-11	5-7	2-4	1	2	3	0	23	4	2	0	0	28
03	Destanni Henderson	g	3-5	2-3	0-0	0	3	3	0	8	7	0	0	1	25
12	Brea Beal	g	2-8	1-3	0-0	2	1	3	1	5	3	1	0	2	19
00	Olivia Thompson		1-4	0-3	0-0	1	0	1	0	2	0	0	0	0	5
02	Eniya Russell		4-8	0-2	3-5	1	2	3	1	11	1	1	0	2	14
05	Victoria Saxton		7-9	0-0	2-3	3	4	7	2	16	0	1	4	0	22
11	Destiny Littleton		2-5	0-1	2-2	0	4	4	0	6	2	0	0	2	18
24	LeLe Grissett		3-4	0-0	1-2	3	4	7	0	7	3	1	0	0	21
32	Elysa Wesolek		0-1	0-0	0-2	0	3	3	1	0	0	0	0	1	11
	Team					4	4	8							
Totals			39-73	8-22	17-25	19	35	54	8	103	22	6	7	10	200
1st - FG %:		8-15	53.3%	2nd: 7-16	43.8%	3rd: 13-21	61.9%	4th: 11-21	52.4%	Game:	39-73	53.4%	Deadball		
3FG %:		3-4	75.0%	1-6	16.7%	4-7	57.1%	0-5	0.0%	8-22	36.4%	Rebounds			
FT %:		2-2	100.0%	8-12	66.7%	2-3	66.7%	5-8	62.5%	17-25	68.0%	6			

Officials: Karleena Tobin,Katie Lukanich,Pualani Spurlock
 Technical fouls: Temple-None. #5/4 South Carolina-None.
 Attendance: 3500
 2020-21 Women's Basketball. Round: 0. South Carolina vs Temple. Played at Colo

Score by periods	1st	2nd	3rd	4th	Total
Temple	14	11	12	4	41
#5/4 South Carolina	21	23	32	27	103

Last FG - Temple 4th-06:44, SC 4th-00:00.
 Largest lead - Temple by 3 1st-08:23, SC by 62 4th-00:00.
 Temple led for 02:01, SC led for 35:59. Game was tied for 02:00.

Points	In	Off	2nd	Fast	Bench
Temple	16	4	10	3	5
SC	54	30	20	28	42

Score tied - 2 times.
 Lead changed - 3 times.

2020-21 South Carolina Basketball
South Carolina Points-Rebounds-Assists (as of Dec 17, 2020)
All games

Opponent	Date	Score	THOMPSON, 00	COOKE,ZIA, 01	RUSSELL,EN, 02	HENDERSON, 03	BOSTON,ALI, 04	SAXTON,VIC, 05	LITTLETON, 11	BEAL,BREA, 12	AMHERE,IA, 15	GRISSETT,L, 24	WESOLEKE, 32
CC	11/25/20	119-38 W	5-0-0	18-1-3	14-4-2	11-6-5	11-12-1	19-12-2	7-8-0	8-2-1	11-11-2	13-10-3	2-4-0
vs SD	11/28/20	81-71 W	3-0-0	19-5-1	2-0-1	19-9-3	12-8-4	4-3-0	0-0-0	3-5-3	11-9-1	8-5-1	0-1-0
vs Gonz	11/29/20	79-72 W	DNP	16-4-4	DNP	23-3-2	10-5-0	9-6-1	1-1-1	12-7-1	6-4-2	2-2-1	DNP
NCSU	12/03/20	46-54 L	0-0-0	11-5-1	0-0-0	2-7-6	9-9-0	0-3-0	0-2-0	5-4-0	11-15-2	8-3-0	DNP
at IowaSt	12/06/20	83-65 W	0-1-0	19-1-4	8-1-0	12-4-7	13-15-3	9-9-1	5-7-3	13-4-2	4-2-1	DNP	0-2-0
Temple	12/17/20	103-41 W	2-1-0	23-3-4	11-3-1	8-3-7	14-9-1	16-7-0	6-4-2	5-3-3	11-3-1	7-7-3	0-3-0

2020-21 South Carolina Basketball
South Carolina Team Game-by-Game Comparison (as of Dec 17, 2020)
All games

Opponent	1st	2nd	Score	Mar	Total FG	FG Pct	3-Pointers	3FG Pct	Free Throws	FT Pct	Rebounds	Assist	T/Over	Block	Steal	Fouls
COL. OF CHARLESTON	62/20	57/18	119-38	+81	42-71/13-74	.592/.176	4-13/1-23	.308/.043	31-47/11-24	.660/.458	73/28	19/0	15/18	13/3	12/6	20/31
South Dakota	37/37	44/34	81-71	+10	30-72/29-67	.417/.433	5-14/2-16	.357/.125	16-29/11-20	.552/.550	45/37	14/15	9/8	5/3	6/5	22/25
#21/20 Gonzaga	38/34	41/38	79-72	+7	26-54/29-55	.481/.527	2-5/9-19	.400/.474	25-41/5-13	.610/.385	36/29	12/20	12/15	4/5	6/4	17/32
#8/6 NC STATE	20/21	26/33	46-54	(8)	20-74/20-68	.270/.294	2-12/4-17	.167/.235	4-11/10-12	.364/.833	54/49	9/10	11/9	6/7	2/2	15/12
#23/18 Iowa State	44/30	39/35	83-65	+18	30-63/23-62	.476/.371	13-26/5-27	.500/.185	10-13/14-16	.769/.875	50/24	21/8	19/10	6/5	1/8	21/10
TEMPLE	44/25	59/16	103-41	+62	39-73/14-60	.534/.233	8-22/4-23	.364/.174	17-25/9-13	.680/.692	54/30	22/6	6/18	7/5	10/1	8/19

Note: Game totals are displayed in the format TEAM/OPPONENT for each category

2020-21 South Carolina Basketball
South Carolina Combined Team Statistics (as of Dec 17, 2020)
All games

RECORD:	OVERALL	HOME	AWAY	NEUTRAL
ALL GAMES	5-1	2-1	1-0	2-0
CONFERENCE	0-0	0-0	0-0	0-0
NON-CONFERENCE	5-1	2-1	1-0	2-0

##	Player	gp-gs	min	avg	Total		3-Point		F-Throw		Rebounds			pf	dq	a	to	blk	stl	pts	avg	
					fg-fga	fg%	3fg-fga	3fg%	ft-fga	ft%	off	def	tot									avg
01	Zia Cooke	6-6	183	30.5	35-85	.412	16-29	.552	20-26	.769	3	16	19	3.2	6	0	17	14	0	4	106	17.7
03	Destanni Henderson	6-6	181	30.2	26-56	.464	7-16	.438	16-22	.727	5	27	32	5.3	7	0	30	9	2	5	75	12.5
04	Aliyah Boston	6-6	167	27.8	29-63	.460	2-9	.222	9-14	.643	21	37	58	9.7	16	0	9	8	7	7	69	11.5
05	Victoria Saxton	6-5	124	20.7	23-37	.622	0-0	.000	11-17	.647	15	25	40	6.7	15	0	4	10	14	5	57	9.5
15	Laeticia Amihere	6-1	126	21.0	17-46	.370	0-5	.000	20-32	.625	17	27	44	7.3	18	1	9	9	8	1	54	9.0
12	Brea Beal	6-6	136	22.7	19-43	.442	4-9	.444	4-11	.364	11	14	25	4.2	11	0	10	7	3	5	46	7.7
24	Lele Grissett	5-0	91	18.2	16-21	.762	0-0	.000	6-17	.353	13	14	27	5.4	12	1	8	3	3	4	38	7.6
02	Eniya Russell	5-0	62	12.4	12-25	.480	2-7	.286	9-15	.600	1	7	8	1.6	7	0	4	5	1	2	35	7.0
11	Destiny Littleton	6-0	75	12.5	5-18	.278	1-9	.111	8-10	.800	2	20	22	3.7	4	0	6	2	0	3	19	3.2
00	Olivia Thompson	5-0	23	4.6	4-10	.400	2-7	.286	0-0	.000	2	0	2	0.4	1	0	0	2	0	0	10	2.0
32	Elysa Wesolek	4-0	32	8.0	1-3	.333	0-1	.000	0-2	.000	4	6	10	2.5	6	0	0	0	3	1	2	0.5
Team											14	11	25							3		
Total.....		6	1200		187-407	.459	34-92	.370	103-166	.620	108	204	312	52.0	103	2	97	72	41	37	511	85.2
Opponents.....		6	1200		128-386	.332	25-125	.200	60-98	.612	70	127	197	32.8	129	5	59	78	28	26	341	56.8

TEAM STATISTICS	SC	OPP	Date	Opponent	Score	Att.
SCORING	511	341	11/25/20	COL. OF CHARLESTON	w 119-38	3500
Points per game	85.2	56.8	@ 11/28/20	vs South Dakota	w 81-71	0
Scoring margin	+28.3	-	@ 11/29/20	vs #21/20 Gonzaga	w 79-72	0
FIELD GOALS-ATT	187-407	128-386	12/03/20	#8/6 NC STATE	L 46-54	3500
Field goal pct	.459	.332	< 12/06/20	at #23/18 Iowa State	w 83-65	864
3 POINT FG-ATT	34-92	25-125	12/17/20	TEMPLE	w 103-41	3500
3-point FG pct	.370	.200				
3-pt FG made per game	5.7	4.2				
FREE THROWS-ATT	103-166	60-98				
Free throw pct	.620	.612				
F-Throws made per game	17.2	10.0				
REBOUNDS	312	197				
Rebounds per game	52.0	32.8				
Rebounding margin	+19.2	-				
ASSISTS	97	59				
Assists per game	16.2	9.8				
TURNOVERS	72	78				
Turnovers per game	12.0	13.0				
Turnover margin	+1.0	-				
Assist/turnover ratio	1.3	0.8				
STEALS	37	26				
Steals per game	6.2	4.3				
BLOCKS	41	28				
Blocks per game	6.8	4.7				
ATTENDANCE	10500	864				
Home games-Avg/Game	3-3500	1-864				
Neutral site-Avg/Game	-	2-0				

@ = Bad Boy Mowers Crossover Classic (Sioux Falls, S.D.)

< = SEC/Big 12 Challenge

* = SEC game

Score by Periods	1st	2nd	3rd	4th	Totals
South Carolina	134	111	160	106	511
Opponents	86	81	86	88	341