

## GAME 5 | SUNDAY, DECEMBER 6, 2020

#1/1 SOUTH CAROLINA (3-1) VS. #23/18 IOWA STATE (2-1)

11 A.M. ET | AMES, IOWA | HILTON COLISEUM

TV: ESPNU | RADIO: 107.5 THE GAME  
 LIVE STATS: GAMECOCKS.STATBROADCAST.COM

### ABOUT TODAY'S GAME

- This is South Carolina's third-straight game against a nationally ranked opponent.
- South Carolina is making its third appearance in the SEC/Big 12 Challenge and playing on the road for the second time in those three games. The Gamecocks are 1-1 in the event.
- The Gamecocks and Cyclones have never met in women's basketball, making Iowa State the second opponent South Carolina is facing for the first time in 2020-21. Gonzaga is the other.
- Under Staley, the Gamecocks are 77-62 against ranked opponents, including a 61-15 mark when they are ranked higher than their opponent. South Carolina is 23-21 against ranked opponents on the road under Staley.
- Today is the Gamecocks' first true road game of the season.

### GAMECOCK NOTABLES

- Sophomore guard Zia Cooke leads the Gamecock offense with 16.0 points per game and has scored in double figures in every game.. Named to the watch list for all three national player of the year awards, she is also on the watch list for the Ann Meyers Drysdale Shooting Guard Award.
- Unanimous preseason All-America Aliyah Boston has become the focal point of every opponent's defense and this season, and the sophomore forward is watching film and working on ways to improve her efficiency as the season continues. Despite the attention, she has scored in double figures three times in four games and is second on the team in rebounding (8.5 rpg).
- The Gamecocks 2019 recruiting class was ranked No. 1 in the country, and three of those five signees began burnishing their reputations last season. Laetitia Amihere needed more time to recover from injuries that robbed her of her last two high school season, but has exploded into her sophomore season with her ability to affect the game on both sides of the ball and in the half-court as well as transition. She has two double-doubles and leads the team on the glass (9.8 rpg) and in blocked shots (2.0).
- Junior Destanni Henderson is adjusting to being the Gamecocks' primary point guard, balancing her dynamic scoring ability with the need to organize and facilitate the offense. She is ninth in the SEC with 4.0 assists per game and second on the team in scoring with 13.8 points per game, shooting 43.2 percent from the field. She was outstanding at the Bad Boy Mowers Crossover Classic with 21.0 points per game, including a career-high 23 to power a win over No. 21/20 Gonzaga (Nov. 29) en route to tournament MVP honors.

<b>6</b> Six of the 11 Gamecocks on the roster this season were McDonald's All-America selections.	<b>8</b> Eight Gamecocks have scored in double figures at least once already this season, including four who have at least one double-double to their credit.	<b>9</b> South Carolina's 23-game schedule features nine games against teams ranked in the preseason top 25.
<b>9.8</b> Sophomore Laetitia Amihere is averaging nearly a double-double with 9.8 points and 9.8 rebounds per game.	<b>52.0</b> South Carolina ranks ninth in the country with 52.0 rebounds per game. The Gamecocks have out-rebounded their opponent every game so far this season.	<b>79.7</b> The Gamecocks are making 79.7 percent of their field goals in the paint this season

## GAMECOCKS

3-1, 0-0 SEC

Ranking: 1/1 (AP/Coaches)

Head Coach: Dawn Staley

Record at SC: 308-99 (13th)

Career Record: 480-179 (21st)

Top Scorer: Zia Cooke (16.0)

Top Rebounder: Laetitia Amihere (9.8)



## CYCLONES

2-1, 1-0 BIG 12

Ranking: 23/18 (AP/Coaches)

Head Coach: Bill Fennelly

Record at ISU: 525-234 (26th)

Career Record: 691-327 (33rd)

Top Scorer: Ashley Joens (31.3)

Top Rebounder: Ashley Joens (10.0)



## SCHEDULE/RESULTS

Nov. 25	Charleston (SECN+)	119-38
<i>Women's Bad Boy Mowers Crossover Classic</i>		
Nov. 28	vs. South Dakota (FloHoops)	W, 81-71
Nov. 29	vs. #21/20 Gonzaga (FloHoops)	W, 79-72
Dec. 3	#8/6 NC State (ESPN2)	L, 46-54
<i>SEC/Big 12 Challenge</i>		
Dec. 6	at #23/ 18 Iowa State (ESPNNU)	Noon
Dec. 17	Temple (SECN)	7 p.m.
Dec. 31	Ole Miss* (SECN)	6:30 p.m.
Jan. 4	at Alabama (SECN)	7 p.m.
Jan. 7	Georgia*	TBA
Jan. 10	at Kentucky*	TBA
Jan. 14	at Vanderbilt*	TBA
Jan. 18	Arkansas*	7 p.m.
Jan. 24	at LSU* (SECN)	1 p.m.
Jan. 28	at Mississippi State*	7 p.m.
Jan. 31	Alabama* (SECN)	3 p.m.
Feb. 4	at Auburn*	TBA
Feb. 8	at UConn	TBA
Feb. 11	Missouri* (SECN)	7 p.m.
Feb. 14	LSU* (SECN)	Noon
Feb. 18	at Tennessee (SECN)	7 p.m.
Feb. 21	Kentucky*	TBA
Feb. 25	Florida* (SECN)	7 p.m.
Feb. 28	at Texas A&M*	TBA
<i>SEC Tournament (Greenville, S.C.)</i>		
Mar. 3-7	SEC Tournament	TBA

All Times Listed as Eastern and are subject to change












\* indicates SEC Game

SECN is SEC Network; SECN+ is SEC Network online via ESPN app

## TALE OF THE TAPE

SOUTH CAROLINA	81.3	.435	.295	.594	19.0	58.8	.345	.213	+16.3	13.5	+0.8	7.0	6.5
	Points	FG%	3FG%	FT%	FTM per Game	Scoring Def.	FG% Def.	3FG% Def.	Reb. Margin	Assists	TO Margin	Blocks	Steals
IOWA STATE	76.3	.403	.253	.800	16.0	62.3	.333	.250	+9.7	15.3	-3.0	6.3	5.3

# 2020-21 South Carolina Media Roster

<b>0</b>		<p><b>Olivia Thompson</b> 5-8 • So. • Guard • Lexington, S.C.</p> <p>PPG <b>2.7</b> RPG <b>0.0</b> APG <b>0.0</b> FG% <b>.600</b> FT% <b>—</b></p>	<p><b>LAST GM:</b> &lt;1 min vs. NC State <b>NOTABLE:</b> Good outside shooter ... has played in three games this season, hitting a 3 in two ... 2019 SCBCA Class 5A Player of the Year and SC HS Sports Report co-Statewide Player of the Year.</p>	<p><b>Career Highs</b> <b>Pts:</b> 10 vs. Alabama St., 11/5/19 <b>Ast:</b> 2 vs. USC Upstate, 11/21/19 <b>Stl:</b> 1 vs. Arkansas, 3/7/20 <b>Reb:</b> 1, 4x, at Florida, 2/27/20 <b>Min:</b> 14 at Ole Miss, 1/30/20</p>
<b>1</b>		<p><b>Zia Cooke</b> 5-9 • So. • Guard • Toledo, Ohio <i>ZY-uh COOK</i></p> <p>PPG <b>16.0</b> RPG <b>3.8</b> APG <b>2.3</b> FG% <b>.338</b> FT% <b>.789</b></p>	<p><b>LAST GM:</b> 11 pts, 5 rebs, 34 mins vs. NC State <b>NOTABLE:</b> Explosive, athletic guard who finds the rim and has great body control ... 15th in SEC and leads team in scoring ... 2019 SEC All-Freshman Team ... Naismith, Wade and Wooden Watch Lists.</p>	<p><b>Career Highs</b> <b>Pts:</b> 27 at Dayton 11/13/19 <b>Reb:</b> 7 at Dayton, 11/13/19 <b>Ast:</b> 5 vs. USC Upstate, 11/21/19 <b>Stl:</b> 4 vs. USC Upstate, 11/21/19 <b>Min:</b> 36, 2x, S. Dakota, 11/28/20</p>
<b>2</b>		<p><b>Eniya Russell</b> 6-1 • Fr. • Guard • Baltimore, Md. <i>ih-NYE-uh</i></p> <p>PPG <b>5.3</b> RPG <b>1.3</b> APG <b>1.0</b> FG% <b>.417</b> FT% <b>.625</b></p>	<p><b>LAST GM:</b> 5 mins vs. NC State <b>NOTABLE:</b> Great passer, can shoot deep 3, gets to the rim, strong pull-up game ... played in 3 games this season, hitting 10+ points in debut ... McDonald's All-American ... scored 14.9 points per game as a senior.</p>	<p><b>Career Highs</b> <b>Pts:</b> 14 vs. Charleston, 11/25/20 <b>Reb:</b> 4 vs. Charleston, 11/25/20 <b>Ast:</b> 2 vs. Charleston, 11/25/20 <b>Stl:</b> — <b>Min:</b> 20 vs. Charleston, 11/25/20</p>
<b>3</b>		<p><b>Destanni Henderson</b> 5-7 • Jr. • Guard • Fort Myers, Fla. <i>DES-tuh-nee</i></p> <p>PPG <b>13.8</b> RPG <b>6.3</b> APG <b>4.0</b> FG% <b>.432</b> FT% <b>.750</b></p>	<p><b>LAST GM:</b> 2 pts, 7 rebs, 6 assts vs. NC State <b>NOTABLE:</b> Confident, explosive guard ... 9th in SEC in apg, 10th in A:TO (2.3) ... 21.0 ppg in Crossover Classic to earn MVP ... 2020 SEC All-Tournament Team, 2019 SEC All-Freshman Team ... 8 career games of 5+ assists.</p>	<p><b>Career Highs</b> <b>Pts:</b> 23 vs. Gonzaga, 11/29/20 <b>Reb:</b> 9 vs. S. Dakota, 11/28/20 <b>Ast:</b> 8 vs. Kentucky, 1/2/20 <b>Stl:</b> 5 at Temple, 12/7/19 <b>Min:</b> 35 vs. NC State, 12/3/20</p>
<b>4</b>		<p><b>Aliyah Boston</b> 6-5 • So. • For. • St. Thomas, U.S.V.I. <i>uh-LEE-uh</i></p> <p>PPG <b>10.5</b> RPG <b>8.5</b> BPG <b>0.8</b> FG% <b>.425</b> FT% <b>.583</b></p>	<p><b>LAST GM:</b> 9 pts, 9 rebs, 1 blk vs. NC State <b>NOTABLE:</b> Physical post who loves contact, good shooting range ... 10th in SEC in rpg ... unanimous 2020 National Freshman of the Year ... 2020 Lisa Leslie Award ... Preseason All-America, Naismith, Wade and Wooden Watch Lists.</p>	<p><b>Career Highs</b> <b>Pts:</b> 21 vs. Mississippi St., 1/20/20 <b>Reb:</b> 25 vs. Arkansas, 1/9/20 <b>Blk:</b> 10 vs. Alabama St., 11/5/19 <b>Stl:</b> 4, 2x, S. Dakota, 11/28/20 <b>Min:</b> 35 vs. NC State, 12/3/20</p>
<b>5</b>		<p><b>Victoria Saxton</b> 6-2 • Jr. • Forward • Rome, Ga. <i>vic-TAR-ee-uh</i></p> <p>PPG <b>8.0</b> RPG <b>6.0</b> BPG <b>1.8</b> FG% <b>.632</b> FT% <b>.667</b></p>	<p><b>LAST GM:</b> 3 rebs, 14 mins vs. NC State <b>NOTABLE:</b> Lithe, athletic forward, quick off the floor, great rebounder and shot blocker ... 7th in SEC in bpg ... tied career-high pts in season opener ... 2nd on team in FG% ... 2019 SEC All-Freshman Team.</p>	<p><b>Career Highs</b> <b>Pts:</b> 19, 2x, Charleston, 11/25/20 <b>Reb:</b> 12 vs. Charleston, 11/25/20 <b>Blk:</b> 5, 2x, Charleston, 11/25/20 <b>Stl:</b> 3, 2x, vs. Auburn, 2/13/20 <b>Min:</b> 27 vs. Kentucky, 2/21/19</p>
<b>11</b>		<p><b>Destiny Littleton</b> 5-9 • Jr. • Guard • San Diego, Calif.</p> <p>PPG <b>2.0</b> RPG <b>2.8</b> APG <b>0.3</b> FG% <b>.125</b> FT% <b>.750</b></p>	<p><b>LAST GM:</b> 2 rebs, 7 mins vs. NC State <b>NOTABLE:</b> Big guard, prolific scorer ... returning from procedure to alleviate chronic ankle issues while sitting out last season due to NCAA transfer rules ... played in all 4 games so far this season.</p>	<p><b>Career Highs</b> <b>Pts:</b> 22 vs. Northwestern St., 12/29/18* <b>Reb:</b> 8, 2x, vs. Charleston, 11/25/20 <b>Ast:</b> 7 vs. Northwestern St., 12/29/18* <b>Stl:</b> 3, 2x, at Oklahoma St., 2/12/19* <b>Min:</b> 34, 2x, vs. Kansas St., 2/17/19* <small>* indicates set prior to South Carolina</small></p>
<b>12</b>		<p><b>Brea Beal</b> 6-1 • So. • Guard • Rock Island, Ill. <i>BREE</i></p> <p>PPG <b>7.0</b> RPG <b>4.5</b> APG <b>1.3</b> FG% <b>.462</b> FT% <b>.364</b></p>	<p><b>LAST GM:</b> 5 pts, 4 rebs, 2 blks vs. NC State <b>NOTABLE:</b> Big, physical guard who got even stronger in offseason ... brings intangibles, incredible competitiveness ... takes toughest defensive assignment ... big game vs. #21/20 Gonzaga ... Cheryl Miller Award Watch List.</p>	<p><b>Career Highs</b> <b>Pts:</b> 15 vs. Kentucky, 1/2/20 <b>Reb:</b> 13 at Missouri, 1/16/20 <b>Ast:</b> 4, 2x, vs. App State, 11/17/19 <b>Stl:</b> 3, 4x, vs. Miss. State, 1/20/20 <b>Min:</b> 32 vs. Indiana, 11/28/19</p>
<b>15</b>		<p><b>Laeticia Amihere</b> 6-4 • So. • For. • Mississauga, Ontario <i>luh-TEE-shuh ah-MEE-hear</i></p> <p>PPG <b>9.8</b> RPG <b>9.8</b> BPG <b>2.0</b> FG% <b>.378</b> FT% <b>.478</b></p>	<p><b>LAST GM:</b> 11 pts, 15 rebs, 2 blks vs. NC State <b>NOTABLE:</b> Explosive, athletic forward with solid guard skills ... showing confidence and skills that made her No. 10 overall recruit in Class of 2019 ... 6th in SEC in rebounds, offensive rebounds (3.8) and blocked shots per game.</p>	<p><b>Career Highs</b> <b>Pts:</b> 16 at Ole Miss, 1/30/20 <b>Reb:</b> 15 vs. NC State, 12/3/20 <b>Blk:</b> 3, 5x, vs. S. Dakota, 11/28/20 <b>Stl:</b> 3 vs. Purdue, 12/15/19 <b>Min:</b> 30 vs. S. Dakota, 11/28/20</p>
<b>24</b>		<p><b>LeLe Grissett</b> 6-2 • Sr. • G/F • Durham, N.C. <i>LEE-lee grih-SET</i></p> <p>PPG <b>7.8</b> RPG <b>5.0</b> APG <b>1.3</b> FG% <b>.765</b> FT% <b>.333</b></p>	<p><b>LAST GM:</b> 8 pts, 3 rebs vs. NC State <b>NOTABLE:</b> Long, versatile and high-energy guard who can play in a forward spot as well ... aggressive perimeter defender ... will see time at point guard this season ... team-best FG%, including 2 perfect shooting games.</p>	<p><b>Career Highs</b> <b>Pts:</b> 22 at Vanderbilt, 1/18/18 <b>Reb:</b> 10, 2x, vs. Charleston, 11/25/20 <b>Ast:</b> 4, 2x, vs. Arkansas, 3/7/20 <b>Stl:</b> 4, 2x, vs. Georgia, 3/6/20 <b>Min:</b> 29 vs. Tennessee, 1/14/18</p>
<b>32</b>		<p><b>Elysa Wesolek</b> 6-1 • Jr. • Forward • Charleston, S.C. <i>uh-LISS-uh WES-uh-leck</i></p> <p>PPG <b>1.0</b> RPG <b>2.5</b> APG <b>0.0</b> FG% <b>1.00</b> FT% <b>—</b></p>	<p><b>LAST GM:</b> 1 reb, 1 min vs. South Dakota <b>NOTABLE:</b> Solid shooting forward ... has played in 2 games so far ... appeared in 20 games in 2019-20, including 10 of 16 SEC contests ... has one double-figure scoring games in her career ... 2018 SCISA Miss Basketball.</p>	<p><b>Career Highs</b> <b>Pts:</b> 10 vs. ETSU, 11/22/18 <b>Reb:</b> 2, 8x, vs. Auburn, 2/13/20 <b>Ast:</b> 1, 6x, at Missouri, 1/16/20 <b>Stl:</b> 2 vs. USC Upstate, 11/21/19 <b>Min:</b> 12 vs. Vanderbilt, 2/17/20</p>

## QUICK FACTS

### The University

**Location:** Columbia, S.C.  
**Founded:** 1801  
**Enrollment:** 33,176  
**Colors:** Garnet (PMS 202C) and Black  
**Nickname:** Gamecocks  
**Conference:** Southeastern  
**President:** Bob Caslen  
**Athletics Director:** Ray Tanner  
**Facility:** Colonial Life Arena (18,000)

### Coaching Staff

**Head Coach:** Dawn Staley  
**Alma Mater:** Virginia, 1992  
**Overall Record:** 480-179 (21st season)  
**School Record:** 308-99 (13th season)  
**Assoc. Head Coach, Alma Mater:**  
 Lisa Boyer, Ithaca, 1979 (13th season)  
**Assistant Coaches, Alma Mater:**  
 Fred Chmiel, Excelsior, 2001 (6th season)  
 Jolette Law, Iowa, 1990 (4th season)

### Team Information

**2019-20 Record:** 32-1  
 Home: 15-0 Away: 12-0 Neutral: 5-1  
**SEC Record (Finish):** 16-0 (1st)  
 Home: 8-0 Away: 8-0  
**Letterwinners Returning/Lost:** 9/2  
**Starters Returning/Lost:** 3/2

### Program History

**First Year of Women's Basketball:** 1974-75  
**All-Time Record:** 888-528 (47th season)  
**All-Time SEC Record:** 192-67 (30th season)  
**NCAA Appearances (Last):** 16 (2019)  
**NCAA Tournament Record:** 28-14  
**2019 NCAA Result:** Sweet 16, L, 68-93 vs. Baylor, Greensboro, N.C.  
**WNIT Appearances (Last):** 4 (2011)  
**WNIT Record:** 3-4

### Media Relations

**Women's Basketball Contact:** Diana Koval  
**Office:** 803.777.7977  
**Cell:** 314.369.6050  
**Email:** dkoval@mailbox.sc.edu  
**Press Row Phone:** 803.777.6182  
**Women's Basketball on Social Media:**  
**Twitter:** @GamecockWBB  
**Instagram:** @GamecockWBB  
**Facebook:** @GamecockWBB  
**TikTok:** @GamecockWBB  
**Head Coach on Social Media**  
**Twitter:** @DawnStaley  
**Instagram:** @Staley05  
**Athletics Department on the Web**  
**Website:** GamecocksOnline.com  
**Twitter:** @GamecocksOnline  
**Instagram:** @GamecocksOnline  
**Facebook:** Facebook.com/GamecocksOnline  
**YouTube:** YouTube.com/GamecocksOnline

## CURRENT STREAKS

	Total	Home	Road	Neut.
Overall	L1	L1	W15	W7
SEC	W16	W8	W13	—
Non-Conference	L1	L1	W4	W7
Ranked Teams	L1	L1	W3	W4

## Five-Second Count

South Carolina women's basketball is in the midst of its most successful era, claiming at least 20 wins for the last nine seasons, including four 30-win seasons in the last six campaigns. The Gamecocks have played in the NCAA Elite Eight three times in the last five NCAA Tournaments, including winning the 2017 National Championship, and have been ranked in the AP Top 25 for 153 consecutive weeks. Staley led the Gamecocks to their only No. 1 rankings in program history (12 weeks in 2014-15, 10 weeks in 2019-20, 2 weeks in 2020-21), five SEC regular-season titles and five SEC Tournament championships.

Under Staley's leadership, six Gamecocks have earned All-America status, two have earned SEC Player of the Year honors and 19 have picked up All-SEC recognition at least once. Eight Gamecocks have been selected in the WNBA Draft in the last five years, including 2018 No. 1 overall pick Aja Wilson, who went on to become the Gamecocks' second-straight WNBA Rookie of the Year (2018) and the program's first WNBA MVP (2020).

## Carolina in the SEC/Big 12 Challenge

The Gamecocks are playing in their third SEC/Big 12 Challenge, and each game has been a matchup between top-25 teams.

In its debut in the series in 2016-17, then-No. 3 South Carolina traveled to then-No. 14 Texas for a 76-67 victory. Two seasons later, then-No. 4 Baylor came to then-No. 18 South Carolina and posted a 94-69 victory.

## Road Ready

The Gamecocks are 270-256 all-time in road games, including a 95-42 mark under head coach Dawn Staley. Staley's .693 winning percentage on the road is the best of the Gamecocks' seven head coaches all-time.

## Ranked Readings

South Carolina is 77-62 against nationally ranked opponents under head coach Dawn Staley, although that record is skewed by the early seasons of her tenure. The Gamecocks are 62-23 (.729) versus ranked foes since the start of the 2014-15 campaign, including a 23-17 mark against top-10 opponents during that time.

This season, the Gamecocks are 1-1 against ranked opponents.

## Ranking Review

The Gamecocks opened the season at the top of both the AP Preseason Top 25 and USA Today Preseason Coaches' Poll for the first time in program history.

## WHAT MATTERS

South Carolina head coach Dawn Staley picked "What Matters" as this season's theme, reflecting the value of knowing what matters most to you – your why – and how focusing on that provides a navigational guide through challenging times.

Each Gamecock wrote her own personal statement of "What Matters" to her. Pieces of each statement were blended together as a script for the video that launched the team.

That video and each Gamecocks' personal "What Matters" statement can be found at [GamecocksOnline.com/WhatMatters](http://GamecocksOnline.com/WhatMatters).

South Carolina has been ranked No. 1 in the last 12 AP Polls released, and their 24 weeks at No. 1 since the start of the 2013-14 season are third-most in the stretch.

Ranked in the AP Top 25 for the last 153 consecutive weeks, South Carolina has the fourth-longest active streak in the nation.

## Schedule Strength

The Gamecocks' 23-game schedule includes nine games against teams ranked in the most recent AP Top 25 and USA Today Coaches' Poll.

Four of those opponents are non-conference foes – No. 21/20 Gonzaga (Nov. 30), No. 8/6 NC State (Dec. 3), No. 23/18 Iowa State (Dec. 6) and No. 3/3 UConn (Feb. 8).

Four SEC teams are currently ranked – No. 11/12 Kentucky (Jan. 10, Feb. 21), No. 16/14 Arkansas (Jan. 18), No. 6/7 Mississippi State (Jan. 28) and No. 12/13 Texas A&M (Feb. 28).

## Staley's Stand

In her 21st season as a head coach, Dawn Staley has a .728 (480-179) winning percentage, which ranks 13th in the nation among active head coaches with at least 10 seasons of experience. The unanimous 2020 National Coach of the Year, she became the first person to win both a Naismith Player of the Year Trophy and a Naismith Coach of the Year Trophy.

Leading the Gamecocks for the 13th season, Staley is the program's all-time winningest coach (308) with a program-record nine postseason appearances (8 NCAA/1 WNIT). She accounts for both of the Gamecocks' Final Four appearances (2015, 2017) and the first national championship in program history.

After winning five SEC regular-season titles, Staley has won 138 SEC games to rank second among active league

## GAMECOCKS IN THE RANKINGS (as of 12/3)

Team	SEC	NCAA	Actual	Laetitia Amihere	SEC	NCAA	Actual
Scoring Offense	8	46	81.3	Rebounding Avg.	6	93	9.8
Scoring Defense	7	72	58.8	Blocked Shots Per Game	6	38	2.0
Scoring Margin	6	42	+22.5	Off. Rebs. Per Game	6	—	3.8
Field Goal Percentage	11	77	.435	Double-Doubles	2	3	2
Field Goal %age Def.	7	54	.345	<b>Aliyah Boston</b>	<b>SEC</b>	<b>NCAA</b>	<b>Actual</b>
3-Point FG %age	9	78	.295	Rebounding Avg.	10	172	8.5
3-Point FG %age Def.	2	49	.213	<b>Zia Cooke</b>	<b>SEC</b>	<b>NCAA</b>	<b>Actual</b>
3-Point FG Made/Gm.	11	217	3.3	Scoring Avg.	15	184	16.0
Free Throw Percentage	12	214	.594	<b>Destanni Henderson</b>	<b>SEC</b>	<b>NCAA</b>	<b>Actual</b>
Rebounding Offense	2	9	52.0	Assists Per Game	9	118	4.0
Rebounding Defense	10	—	35.8	Assist-to-Turnover Ratio	10	114	2.3
Rebounding Margin	4	15	+16.3	<b>Victoria Saxton</b>	<b>SEC</b>	<b>NCAA</b>	<b>Actual</b>
Assists Per Game	10	113	13.5	Blocked Shots Per Game	7	97	1.8
Steals Per Game	11	170	6.5				
Turnover Margin	10	128	+0.8				
Turnovers Per Game	3	34	11.8				
Assist-to-Turnover Ratio	6	55	1.1				
Blocked Shots Per Game	1	8	7.0				
Home Attendance Avg.	1	NA	3,500				





## Block Party

South Carolina is annually among the best shot blocking teams in the country, and the 2020-21 edition is not different as the Gamecocks are eighth in the country with an SEC-best 7.0 blocks per game.

Seven different Gamecocks have blocked at least one shot with forwards Laeticia Amihere and Victaria Saxton leading the way.

Amihere's 2.0 blocks per game are sixth in the SEC. She has blocked at least one shot in every game, including a season-best three against South Dakota.

Saxton is seventh in the SEC with 1.8 blocks per game behind a career-high tying five in the season opener against Charleston (Nov. 25).

Reigning SEC Defensive Player of the Year Aliyah Boston has just three blocks so far this season as opponents have focused on limiting her involvement on both sides of the ball, but she is tied for the team high with five steals to her credit this season.

## Free for All

The Gamecocks continue to get to the free throw line at one of the highest rates in the country. South Carolina is second in the nation with 128 free throw attempts and third in free throws made at 76. The Gamecocks have made more free throws (76) than their opponents have attempted (69) through four games.

Three Gamecocks have worn a path to the line this season. Laeticia Amihere is 13th in the country with 23 free throw attempts. Guards Zia Cooke and Destanni Henderson are 26th in the nation with 15 made free throws so far this season.

## U-S-A, U-S-A

Since the arrival of Staley in the 2008-09 season, South Carolina has solidified its relationship with USA Basketball. At least one Gamecock has donned the red, white and blue in each of the last six years of international competition (no events in 2020), and the group of nine

Gamecocks, including three currently in the program, has helped 14 U.S. teams to gold medals, three more to silvers and another to bronze.

The participation streak is guaranteed to continue through 2021 as Staley was named Senior National Team Head Coach through the delayed Tokyo Olympics. The Gamecocks' head coach has led the U.S. to gold in the 2018 FIBA World Cup, earning her second USA Basketball National Coach of the Year award for her effort, and in the 2019 FIBA AmeriCup.

Sophomores Aliyah Boston and Zia Cooke were part of two gold-medal winning teams – 2018 FIBA U17 World Cup, 2017 FIBA U16 Americas Cup. Boston also picked up gold in the 2018 Youth Olympics 3x3 and the 2019 FIBA U19 World Cup.

## Great Gamecock Fans

South Carolina has led the nation in attendance for the last six seasons, averaging at least 11,000 fans in each of those campaigns.

While the 2020-21 season will see far fewer fans in the stands around the nation due to restrictions in place to mitigate the COVID-19 pandemic, the Gamecocks still expect to be among the nation's leaders in attendance based on the fact that Colonial Life Arena, which has a maximum capacity of 3,500 under the restrictions, is among the largest arenas in women's college basketball.

## They Got Next

The Gamecocks signed the No. 1 recruiting class in the country in November as Staley and her staff added four signees from the Class of 2021. All four are ranked among the top 14 players in the class, including the Nos. 2, 3 and 4 entries.

### Sania Feagin (6-3, F, Ellenwood, Ga.)

- No. 4 in Class of 2021
- 2021 Jersey Mike's Naismith Trophy Watch List
- 2020 Georgia Gatorade Player of the Year and 6A First-Team All-State
- 2019-20 stats: 17.2 ppg, 10.4 rpg, 3.6 bpg

### Bree Hall (5-11, G, Dayton, Ohio)

- No. 14 in Class of 2021
- 2021 Jersey Mike's Naismith Trophy Watch List
- 2020 Div. I All-Ohio Second Team
- 2019-20 stats: 21.4 ppg, 7.4 rpg, .555 FG percentage

### Raven Johnson (5-8, G, Atlanta, Ga.)

- No. 2 in Class of 2021
- 2021 Jersey Mike's Naismith Trophy Watch List
- 2020 Georgia All-Classification Player of the Year
- Led team to three straight state championships
- 2019-20 stats: 15.0 ppg, 3.9 apg, 4.3 spg

### Saniya Rivers (6-0, G, Wilmington, N.C.)

- No. 14 in Class of 2021
- 2021 Jersey Mike's Naismith Trophy Watch List
- Two-time NC Gatorade Player of the Year
- 2020 All-Area Player of the Year
- 2019-20 stats: 25.0 ppg, 11.7 rpg, 6.3 spg

## 2020-21 DOUBLE-DOUBLES

### Laeticia Amihere (2)

11/25	College of Charleston	11 pts/11 rebs
12/3	NC State	11 pts/15 rebs

### Aliyah Boston (1)

11/25	College of Charleston	11 pts/12 rebs
-------	-----------------------	----------------

### LeLe Grissett (1)

11/25	College of Charleston	13 pts/10 rebs
-------	-----------------------	----------------

### Victoria Saxton (1)

11/25	College of Charleston	19 pts/12 rebs
-------	-----------------------	----------------

## GAMES LED TEAM IN ... (includes ties for team lead)

Scoring	2020-21	Career	Record	Rebounding	2020-21	Career	Record	Assists	2020-21	Career	Record
Zia Cooke	2	13	12-1	Laeticia Amihere	2	4	3-1	Destanni Henderson	2	10	9-1
Destanni Henderson	2	7	6-1	Destanni Henderson	2	3	3-0	Zia Cooke	1	3	3-0
Laeticia Amihere	1	2	1-1	Aliyah Boston	1	26	26-0	Aliyah Boston	1	1	1-0
Victaria Saxton	1	2	2-0	Victaria Saxton	1	4	4-0	Brea Beal	0	2	2-0
Aliyah Boston	0	7	7-0	LeLe Grissett	0	9	6-3	Destiny Littleton	0	2*	2-0
LeLe Grissett	0	3	3-0	Brea Beal	0	4	4-0	Laeticia Amihere	0	1	1-0
Destiny Littleton	0	3*	2-1	Destiny Littleton	0	3*	1-2	LeLe Grissett	0	1	1-0
Brea Beal	0	1	1-0								

\* indicates includes games prior to transfer to SC

## MISCELLANEOUS STATS

Triple-Doubles	2020-21	Career	Record	10+ Points	2020-21	Career	Record	10+ Rebounds	2020-21	Career	Record
Aliyah Boston	0	1	1-0	Zia Cooke	4	28	27-1	Laeticia Amihere	2	2	1-1
<b>Double-Doubles</b>	<b>2020-21</b>	<b>Career</b>	<b>Record</b>	Aliyah Boston	3	31	30-1	Aliyah Boston	1	17	17-0
Laeticia Amihere	2	2	1-1	Destanni Henderson	3	21	20-1	LeLe Grissett	1	2	1-1
Aliyah Boston	1	14	14-0	Laeticia Amihere	3	7	6-1	Victaria Saxton	1	2	2-0
LeLe Grissett	1	2	1-1	LeLe Grissett	1	14	12-2	Brea Beal	0	5	5-0
Victaria Saxton	1	2	2-0	Victaria Saxton	1	9	9-0	<b>5+ Assists</b>	<b>2020-21</b>	<b>Career</b>	<b>Record</b>
Brea Beal	0	1	1-0	Brea Beal	1	7	7-0	Destanni Henderson	2	9	8-1
<b>20+ Points</b>	<b>2020-21</b>	<b>Career</b>	<b>Record</b>	Eniyah Russell	1	1	1-0	Destiny Littleton	0	1*	1-0
Destanni Henderson	1	2	2-0	Destiny Littleton	0	12*	9-3	<b>5+ Steals</b>	<b>2020-21</b>	<b>Career</b>	<b>Record</b>
Zia Cooke	0	5	5-0	Olivia Thompson	0	1	1-0	Destanni Henderson	0	1	1-0
Aliyah Boston	0	2	2-0	Elysa Wesolek	0	1	1-0	<b>5+ Blocks</b>	<b>2020-21</b>	<b>Career</b>	<b>Record</b>
LeLe Grissett	0	1	1-0					Victaria Saxton	1	2	2-0
Destiny Littleton	0	1*	1-0					Aliyah Boston	0	6	6-0

## 2020-21 AWARDS

### Brea Beal

Cheryl Miller Award Watch List (Preseason)

### Aliyah Boston

Naismith Trophy Watch List (Preseason)  
Wade Trophy Watch List (Preseason)  
Lisa Leslie Award Watch List (Preseason)  
Preseason All-America (AP, Lindy's)  
Preseason All-SEC First Team (Coaches, Media)

### Zia Cooke

Naismith Trophy Watch List (Preseason)  
Wade Trophy Watch List (Preseason)  
Ann Meyers Drysdale Award Watch List (Preseason)  
Preseason All-SEC Second Team (Coaches)  
Bad Boy Mowers Crossover Classic All-Tourn. Team

### Destanni Henderson

Bad Boy Mowers Crossover Classic Tournament MVP  
SEC co-Player of the Week (11/25-11/30)

## IN THE STALEY ERA

### Wins

30-Win Seasons.....	4
25-Win Seasons.....	8
20-Win Seasons.....	9
Winning Seasons.....	10

### National Rankings

Weeks in the AP Top 25.....	157
Weeks in the AP Top 10.....	112
Weeks in the AP Top 3.....	53
Weeks at AP No. 1.....	23

### Postseason

NCAA Tournament Appearances.....	8
NCAA Sweet 16s.....	7
NCAA Final Fours.....	2
National Championships.....	1

### In the SEC

Regular-Season Championships.....	5
Regular-Season Top 5 Finishes.....	10
Tournament Championships.....	5

## 2020-21 GAMECOCK ROSTER

No.	Name	Pos.	Ht.	Yr.	Hometown/Last School
0	Olivia Thompson	G	5-8	So.	Lexington, S.C./Lexington
1	Zia Cooke	G	5-9	So.	Toledo, Ohio/Rogers
2	Eniya Russell	G	6-1	Fr.	Baltimore, Md./Saint Vincent Pallotti
3	Destanni Henderson	G	5-7	Jr.	Fort Myers, Fla./Fort Myers
4	Aliyah Boston	F	6-5	So.	St. Thomas, U.S.V.I./Worcester (Mass.) Acad.
5	Victoria Saxton	F	6-2	Jr.	Rome, Ga./Model
11	Destiny Littleton	G	5-9	Jr.	San Diego, Calif./Texas
12	Breanna Beal	G	6-1	So.	Rock Island, Ill./Rock Island
15	Laeticia Amihere	F	6-3	So.	Mississauga, Ontario/Kings Way Christian
24	LeLe Grissett	G/F	6-2	Sr.	Durham, N.C./Hillside
32	Elysa Wesolek	F	6-1	Jr.	Charleston, S.C./Northwood Academy

**Head Coach:** Dawn Staley

**Assoc. Head Coach:** Lisa Boyer, **Assistant Coaches:** Fred Chmiel, Jolette Law

## TEAM SPECIALTY STATS

### South Carolina-Opponent

	Pts. in Paint	Pts. Off TOs	2nd Chance Pts	Fast Break Pts
11/25 CofC	74-18	21-8	34-8	43-5
11/28 vs. USD	42-50	9-11	14-2	27-11
11/30 vs. Gonz.	44-30	12-14	18-6	20-5
12/3 NCSU	28-30	4-6	6-6	12-9
12/6 at ISU				
12/17 Temple				
12/31 Miss.				
1/4 at Ala.				
1/7 Ga.				
1/10 at Ky.				
1/14 at Vandy				
1/18 Ark.				
1/24 at LSU				
1/28 at MSU				
1/31 Ala.				
2/4 at Aub.				
2/8 at UConn				
2/11 Mizzou				
2/14 LSU				
2/18 at Tenn.				
2/21 Ky.				
2/25 Fla.				
2/28 at TAM				
Season Avg.	47.0-32.0	11.5-9.8	18.0-5.5	25.5-7.5
SEC Avg.				

## STARTERS VS. BENCH

	SC Starters	Opp. Starters	SC Bench	Opp. Bench
11/25 CofC	67	25	52	13
11/28 vs. USD	57	62	24	9
11/30 vs. Gonz.	70	57	9	15
12/3 NCSU	27	54	19	0
12/6 at ISU				
12/17 Temple				
12/31 Miss.				
1/4 at Ala.				
1/7 Ga.				
1/10 at Ky.				
1/14 at Vandy				
1/18 Ark.				
1/24 at LSU				
1/28 at MSU				
1/31 Ala.				
2/4 at Aub.				
2/8 at UConn				
2/11 Mizzou				
2/14 LSU				
2/18 at Tenn.				
2/21 Ky.				
2/25 Fla.				
2/28 at TAM				
Season Avg.	55.3	49.5	26.0	9.3
SEC Avg.				

## 2020-21 SCORING DIFFERENTIALS

### Season

<b>Largest lead in a win</b> .....	by 83 (119-36), 4th-0:45, vs. Charleston, 11/25/20
<b>Largest deficit overcome to win</b> .....	by 5 (20-25), 2nd-7:10, vs. South Dakota, 11/28/20
<b>Largest lead given up in a loss</b> .....	by 6 (15-9), 2nd-9:37, vs. NC State, 12/3/20
<b>Largest deficit in a loss</b> .....	by 8 (46-54), 4th-0:06, vs. NC State, 12/3/20

### In SEC Regular Season

<b>Largest lead in a win</b> .....	
<b>Largest deficit overcome to win</b> .....	
<b>Largest lead given up in a loss</b> .....	
<b>Largest deficit in a loss</b> .....	

## SOUTH CAROLINA'S RECORD WHEN...

	vs. Ranked	SEC	All
Record .....	1-1		3-1
Playing a ranked opponent.....	1-1		1-1
Playing at home .....	0-1		1-1
Playing on the road.....			0-0
Playing at neutral site .....	1-0		2-0
Leading at half .....	1-0		2-0
Trailing at half .....	0-1		0-1
Tied at half .....			1-0
Playing an overtime game .....			0-0
0 players score in double figures.....			0-0
1 player scores in double figures.....			0-0
2 players score in double figures.....	0-1		0-1
3 players score in double figures.....	1-0		1-0
4 players score in double figures.....			1-0
5 players score in double figures.....			0-0
More than 5 players in double figures.....			1-0
Starters out-score opponent's starters.....	1-0		2-0
Opponent's starters score equal/more.....	0-1		1-1
Bench out-scores opponent's bench.....	0-1		2-1
Opponent's bench scores equal/more.....	1-0		1-0
Shooting 50% or better .....	1-0		2-0
Shooting between 40-49% .....			1-0
Shooting between 30-39% .....			0-0
Shooting less than 30% .....	0-1		0-1
Opponent shoots 50% or better.....			0-0
Opponent shoots between 40-49%.....	1-0		2-0
Opponent shoots between 30-39%.....			0-0
Opponent shoots between 20-29%.....	0-1		0-1
Opponent shoots less than 20%.....			1-0
Shooting better than opponent.....	1-0		2-0
Shooting worse than/equal to opponent.....	0-1		1-1
Having more FTs made than opponent.....	1-0		3-0
Having equal/fewer FTs made than opponent.....	0-1		0-1
Out-rebounding opponent.....	1-1		3-1
Having equal/fewer rebounds than opponent.....			0-0
Having fewer TOs than opponent.....	1-0		2-0
Having equal or more TOs than opponent.....	0-1		1-1
Attempting more FT than 3FG.....	1-0		3-0
Attempting equal/fewer FT than 3FG.....	0-1		0-1
Making 5 or more 3FGs.....			1-0
Making fewer than 5 3FGs.....	1-1		2-1
Making no 3 FGs.....			0-0
Attempting 15 or more 3FGs.....			0-0
Attempting fewer than 15 3FGs.....	1-1		3-1
No South Carolina players foul out.....	1-0		3-0
One or more SC players foul out.....	0-1		0-1
No opposing players foul out.....	0-1		1-1
One or more opposing players foul out.....	1-0		2-0

	vs. Ranked	SEC	All
Assist at least half of field goals made.....			0-0
Assist on at least 2/3 of field goals made.....			0-0
Assist on less than half of field goals made.....	1-1		3-1
Scoring more pts. in paint than opponent.....	1-0		2-0
Scoring equal/fewer pts. in paint than opp. ....	0-1		1-1
Scoring more pts. off TOs than opponent.....			1-0
Scoring equal/fewer pts. off TOs than opp. ....	1-1		2-1
Scoring more 2nd-chance pts.....	1-0		3-0
Scoring equal/fewer 2nd-chance pts.....	0-1		0-1
Scoring more fast break pts.....	1-1		3-1
Scoring equal/fewer fast break pts.....			0-0
Wearing white uniforms.....	0-1		2-1
Wearing black uniforms.....	1-0		1-0
Wearing garnet uniforms.....			0-0
Playing in November.....	1-0		3-0
Playing in December.....	0-1		0-1
Playing in January.....			0-0
Playing in February.....			0-0
Playing in March.....			0-0
Playing during the day.....	1-0		3-0
Playing at night.....	0-1		0-1
Playing on Sunday.....	1-0		1-0
Playing on Monday.....			0-0
Playing on Tuesday.....			0-0
Playing on Wednesday.....			1-0
Playing on Thursday.....	0-1		0-1
Playing on Friday.....			0-0
Playing on Saturday.....			1-0
Margin is less than 5 pts. ....			0-0
Margin is between 5-9.....	1-1		1-1
Margin is between 10-19.....			1-0
Margin is between 20-29.....			0-0
Margin is between 30-39.....			0-0
Margin is between 40-49.....			0-0
Margin is 50 pts. or more.....			1-0
Having a 20-pt. scorer.....	1-0		1-0
Having a 30-pt. scorer.....			0-0
Scoring 49 points or less.....	0-1		0-1
Scoring 50-59 points.....			0-0
Scoring 60-69 points.....			0-0
Scoring 70-79 points.....	1-0		1-0
Scoring 80-89 points.....			1-0
Scoring 90-99 points.....			0-0
Scoring 100 points or more.....			1-0
Opponent scores 49 points or less.....			1-0
Opponent scores 50-59 points.....	0-1		0-1
Opponent scores 60-69 points.....			0-0
Opponent scores 70-79 points.....	1-0		2-0
Opponent scores 80-89 points.....			0-0
Opponent scores 90-99 points.....			0-0
Opponent scores 100 points or more.....			0-0

## 2020-21 TEAM HIGH/LOW

South Carolina Highs	South Carolina Lows	Category	Opponent Lows	Opponent Highs
119 vs. Charleston, 11/25	46 vs. NC State, 12/3	<b>Points in Game</b>	38, Charleston, 11/25	72, vs. Gonzaga, 11/29
62 vs. Charleston, 1st, 11/25	20 vs. NC State, 12/3	<b>Points in a Half</b>	18, Charleston, 2nd, 11/25	37, vs. South Dakota, 1st, 11/28
34 vs. Charleston, 3rd, 11/25	8 vs. NC State, 12/3	<b>Points in a Quarter</b>	7, Charleston, 1st, 11/25	23, vs. Gonzaga, 1st, 11/29 23, vs. South Dakota, 3rd, 11/29
42 vs. Charleston, 11/25	20 vs. NC State, 12/3	<b>Field Goals Made</b>	13, Charleston, 11/25	29, vs. Gonzaga, 11/29 29, vs. South Dakota, 11/29
74 vs. NC State, 12/3	54 vs. Gonzaga, 11/29	<b>Field Goal Attempts</b>	55, vs. Gonzaga, 11/29	74, Charleston, 11/25
.592 (42-71) vs. Charleston, 11/25	.270 (20-74) vs. NC State, 12/3	<b>FG Percentage</b>	.176 (13-74), Charleston, 11/25	.527 (29-55), vs. Gonzaga, 11/29
5 vs. South Dakota, 11/28	2 vs. NC State, 12/3 2 vs. Gonzaga, 11/29	<b>3-Point FG Made</b>	1, Charleston, 11/25	9, vs. Gonzaga, 11/29
14 vs. South Dakota, 11/28	5 vs. Gonzaga, 11/29	<b>3-Point FG Attempts</b>	16, vs. South Dakota, 11/28	23, Charleston, 11/25
.400 (2-5) vs. Gonzaga, 11/29	.167 (2-12) vs. NC State, 12/3	<b>3-Point FG Percentage</b>	.043 (1-23), Charleston, 11/25	.474 (9-19), vs. Gonzaga, 11/25
31 vs. Charleston, 11/25	4 vs. NC State, 12/3	<b>Free Throws Made</b>	5, vs. Gonzaga, 11/29	11, vs. South Dakota, 11/28 11, Charleston, 11/25
47 vs. Charleston, 11/25	11 vs. NC State, 12/3	<b>Free Throw Attempts</b>	12, NC State, 12/3	24, Charleston, 11/25
.660 (31-47) vs. Charleston, 11/25	.552 (16-29) vs. S. Dakota, 11/28	<b>FT Percentage</b>	.385 (5-13), vs. Gonzaga, 11/29	.833 (10-12), NC State, 12/3
73 vs. Charleston, 11/25	36 vs. Gonzaga, 11/29	<b>Rebounds</b>	28, Charleston, 11/25	49, NC State, 12/3
19 vs. Charleston, 11/25	9 vs. NC State, 12/3	<b>Assists</b>	0, Charleston, 11/25	20, vs. Gonzaga, 11/29
12 vs. Charleston, 11/25	2 vs. NC State, 12/3	<b>Steals</b>	2, NC State, 12/3	6, Charleston, 11/25
13 vs. Charleston, 11/25	4 vs. Gonzaga, 11/29	<b>Blocked Shots</b>	3, vs. South Dakota, 11/28 3, Charleston, 11/25	7, NC State, 12/3
15 vs. Charleston, 11/25	9 vs. South Dakota, 11/28	<b>Turnovers</b>	8, vs. South Dakota, 11/28	18, Charleston, 11/25
22 vs. South Dakota, 11/28	15 vs. NC State, 12/3	<b>Fouls</b>	12, NC State, 12/3	32, vs. Gonzaga, 11/29

## 2020-21 INDIVIDUAL SUPERLATIVES

Category	South Carolina	Opponent
<b>Points in Game</b>	23 by Destanni Henderson vs. Gonzaga, 11/2	18 by Chloe Lamb, vs. South Dakota, 11/28
<b>Points in a Half</b>	23 by Destanni Henderson vs. Gonzaga, 2nd, 11/21	12 by Elissa Cunane, NC State, 2nd, 12/3
<b>Points in a Quarter</b>	12 by Destanni Henderson vs. Gonzaga, 3rd, 11/29	9 by Chloe Lamb, vs. South Dakota, 4th, 11/28
<b>Field Goals Made</b>	8 by Destanni Henderson vs. South Dakota, 11/28	8 by Chloe Lamb, vs. South Dakota, 11/28
<b>Field Goal Attempts</b>	17 by Zia Cooke vs. Gonzaga, 11/29	24 by Chloe Lamb, vs. South Dakota, 11/28
<b>FG Percentage</b>	.833 (5-6) by LeLe Grissett vs. Charleston, 11/25	.778 (7-9) by Jenn Wirth vs. Gonzaga, 11/29
<b>3-Point FG Made</b>	3 by Zia Cooke vs. South Dakota, 11/28	4 by Cierra Walker, vs. Gonzaga, 11/29
<b>3-Point FG Attempts</b>	7 by Zia Cooke vs. South Dakota, 11/28	9 by Chelsea Wooten, Charleston, 11/25
<b>3-Point FG Percentage</b>	.667 (2-3) by Zia Cooke vs. Charleston, 11/25	.667 (4-6) by Cierra Walker, vs. Gonzaga, 11/29
<b>Free Throws Made</b>	10 by Destanni Henderson vs. Gonzaga, 11/29	8 by Elissa Cunane, NC State, 12/3
<b>Free Throw Attempts</b>	13 by Destanni Henderson vs. Gonzaga, 11/29	8 by Elissa Cunane, NC State, 12/3 8 by Hannah Sjerven, vs. South Dakota, 11/28 8 by Tyler Gray, Charleston, 11/25
<b>FT Percentage</b>	.833 (5-6) by Destiny Littleton vs. Charleston, 11/25	1.000 (8-8) by Elissa Cunane, NC State, 12/3
<b>Rebounds</b>	15 by Laeticia Amihere, NC State, 12/3	12 by Jakia Brown-Turner, NC State, 12/3 12 by Kayla Jones, NC State, 12/3 12 by Hannah Sjerven, vs. South Dakota, 11/28
<b>Assists</b>	6 by Destanni Henderson, vs. NC State, 12/3	7 by Jill Townsend, vs. Gonzaga, 11/29 7 by Liv Korngable, vs. South Dakota, 11/28
<b>Steals</b>	4 by Aliyah Boston vs. South Dakota, 11/28 4 by Destanni Henderson vs. Charleston, 11/25	3 by Hannah Sjerven, vs. South Dakota, 11/28
<b>Blocked Shots</b>	5 by Victaria Saxton vs. Charleston, 11/25	4 by Elissa Cunane, NC State, 12/3
<b>Turnovers</b>	3 by Aliyah Boston vs. NC State, 12/3 3 by Zia Cooke vs. Gonzaga, 11/29 3 by Victaria Saxton vs. Gonzaga, 11/29 3 by Zia Cooke vs. South Dakota, 11/28 3 by Zia Cooke vs. Charleston, 11/25	4 by Kai Crutchfield, NC State, 12/3 4 by LeeAnne Wirth, vs. Gonzaga, 11/29 4 by Chelsea Wooten, Charleston, 11/25



## THE LAST TIME...

### INDIVIDUAL

#### Scored 50 Points

**South Carolina** 51, Jocelyn Penn vs. Stetson, 1/4/03  
**Opponent** Never

#### Scored 40 Points

**South Carolina** 51, Jocelyn Penn vs. Stetson, 1/4/03  
**Opponent** 46, Cornelia Gayden, LSU, 1/14/95

#### Scored 30 Points

**South Carolina** 31, Te'a Cooper vs. Drake, 11/28/18  
**Opponent** 31, Napheesa Collier, at UConn, 2/11/19

#### Grabbed 20 Rebounds

**South Carolina** 25, Aliyah Boston vs. Arkansas, 1/9/20  
**Opponent** 24, Teaira McCowan, at Mississippi State, 1/17/19

#### Grabbed 15 Rebounds

**South Carolina** 15, Laeticia Amihere vs. NC State, 12/3/20  
**Opponent** 18, Kiah Gillespie, Florida State, 3/24/19

#### Two Players with 20 or More Points

**South Carolina** Tyasha Harris 23/Aliyah Boston 21 vs. Mississippi St., 1/20/20  
**Opponent** Alexis Tolefree 22/Amber Ramirez 20, Arkansas, 1/9/20

#### Two Players with 10 or More Rebounds

**South Carolina** A. Boston 12/V. Saxton 12/L. Amihere 11/L. Grissett 10 vs. Charleston, 11/25/20  
**Opponent** Jakia Brown-Turner 12/Kayla Jones 12, NC State, 12/3/20

#### Three or More Players with 10 or More Rebounds

**South Carolina** A. Boston 12/V. Saxton 12/L. Amihere 11/L. Grissett 10 vs. Charleston, 11/25/20  
**Opponent** W. Rolle 12/J. Breland 10/L. Broomfield 10, vs. North Carolina, 12/19/10

#### Had 10 Assists

**South Carolina** 10, Tyasha Harris vs. Mississippi State, 3/8/20  
**Opponent** 12, Channise Lewis, Maryland, 11/18/18

#### Had Five Steals

**South Carolina** 5, Destanni Henderson at Temple, 12/7/19  
**Opponent** 6, Cierra Dillard/5, Summer Hemphill, vs. Buffalo, 3/24/18

#### Had Five Blocked Shots

**South Carolina** 5, Victoria Saxton vs. Charleston, 11/25/20  
**Opponent** 9, Ae'Rianna Harris, Purdue, 12/15/19

#### Had 20 Points and 20 Rebounds

**South Carolina** A'ja Wilson (27 pts/24 rebs) vs. LSU, 2/22/18  
**Opponent** Teaira McCowan (26 pts/24 rebs) at Mississippi State, 1/17/19

#### Had a Double-Double

**South Carolina** L. Amihere (11 pts/11 rebs) / A. Bason (11 pts/12 rebs) / L. Grissett (13 pts/10 rebs) / V. Saxton (19 pts/12 rebs) vs. Charleston, 11/25/20  
**Opponent** J. Brown-Turner (11 pts/12 rebs)/Kayla Jones (16 pts/12 rebs), NC State, 12/3/20

#### Two Players had a Double-Double

**South Carolina** L. Amihere (11 pts/11 rebs) / A. Bason (11 pts/12 rebs) / L. Grissett (13 pts/10 rebs) / V. Saxton (19 pts/12 rebs) vs. Charleston, 11/25/20  
**Opponent** J. Brown-Turner (11 pts/12 rebs)/Kayla Jones (16 pts/12 rebs), NC State, 12/3/20

#### Three or More Players had a Double-Double

**South Carolina** L. Amihere (11 pts/11 rebs) / A. Bason (11 pts/12 rebs) / L. Grissett (13 pts/10 rebs) / V. Saxton (19 pts/12 rebs) vs. Charleston, 11/25/20  
**Opponent** Shakira Austin (10 pts/16 rebs) / Kaila Charles (17 pts/10 rebs) / Channise Lewis (10 pts/12 assts), Maryland, 11/18/18

#### Had a Triple-Double

**South Carolina** Aliyah Boston (12 pts/12 rebs/10 blks) vs. Alabama State, 11/5/19  
**Opponent** Never

### TEAM

#### Scored 100 Points

**South Carolina** 119 vs. Charleston, 11/25/20  
**Opponent** 103, Clemson, 11/21/03

#### Won by 30 or More Points

**South Carolina** 119-38 (81) vs. Charleston, 11/25/20  
**Opponent** 66-34 (32), Georgia, 3/4/11

#### Shot 65% or Better from the Field

**South Carolina** .667 (36-54) at Vanderbilt, 1/18/18  
**Opponent** Never

#### Shot 60% or Better from the Field

**South Carolina** .603 (35-58) at Georgia, 1/26/20  
**Opponent** .604 (29-48), Vanderbilt, 1/18/01

#### Shot 50% or Better from the Field

**South Carolina** .592 (42-71) vs. Charleston, 11/25/20  
**Opponent** .527 (29-55), vs. Gonzaga, 11/29/20

#### No Players in Double-Figure Points

**South Carolina** at Auburn, 1/19/12  
**Opponent** Charleston, 11/25/20

#### Five Players in Double-Figure Points

**South Carolina** vs. Charleston, 11/25/20  
**Opponent** at Alabama, 1/5/20

#### More Than Five Players in Double-Figure Points

**South Carolina** 7 vs. Charleston, 11/25/20  
**Opponent** 6 Maryland, 11/18/18

#### Faced AP Top-25 Opponent

**Win** 79-72 vs. No. 21 Gonzaga, 11/29/20  
**Loss** 57-71 vs. No. 17 Indiana, 11/28/19

#### Faced AP Top-10 Opponent

**Win** 76-62 vs. No. 9 Mississippi State, 3/8/20  
**Loss** 46-54 vs. No. 8 NC State, 12/3/20

#### Faced AP Top-5 Opponent

**Win** 70-52 vs. No. 5 UConn, 2/10/20  
**Loss** 64-68 vs. No. 5 Mississippi State, 3/3/19

#### Faced AP No. 1 Team

**Win** Never  
**Loss** 68-93 vs. Baylor, 3/30/19

#### Overtime Game

**Win** 58-55 vs. Drexel, 11/28/12  
**Loss** 85-90 vs. Drake, 11/24/18

#### Double-Overtime Game

**Win** 82-73 at Purdue, 12/16/18  
**Loss** 92-94 at Clemson, 11/19/09

#### South Carolina Was Ranked (AP Poll)

**No. 1** 11/30/20  
**Top 5** No. 4, 1/6/20  
**Top 10** No. 6, 12/2/19  
**Top 25** No. 15, 3/19/19

## SOUTH CAROLINA SINGLE-QUARTER RECORDS

TEAM	
<b>Scoring</b>	
<b>Most</b>	<b>Points</b>
1. vs. Saint Peter's, 11/22/16, 1st qtr.	37
2. at Vanderbilt, 1/12/20, 3rd qtr. vs. Alabama State, 3rd qtr.	36
4. vs. App State, 11/17/19, 1st qtr. vs. Arkansas, 3/8/19, 3rd qtr. at Arkansas, 2/3/19, 4th qtr. vs. Arkansas, 1/3/16, 2nd qtr.	35
<b>Fewest</b>	<b>Points</b>
1. vs. App State, 12/5/18, 4th qtr.	5
2. vs. Indiana, 11/28/19, 4th qtr. vs. St. John's, 11/25/17, 2nd qtr. vs. Stanford, 3/31/17, 2nd qtr. vs. UCLA, 12/18/16, 1st qtr.	6
<b>Fewest Allowed</b>	<b>Points</b>
1. at Ole Miss, 1/30/20, 1st qtr.	0
2. vs. UConn, 2/10/20, 1st qtr.	2
3. vs. App State, 11/17/19, 1st qtr. vs. Belmont, 3/22/19, 2nd qtr. vs. Savannah State, 12/17/17, 3rd qtr.	3
<b>Most Allowed</b>	<b>Points</b>
1. vs. Baylor, 12/2/18, 1st qtr. at Maryland, 11/13/17, 4th qtr. vs. Kentucky, 2/26/17, 4th qtr.	32
4. vs. Arkansas, 3/8/19, 3rd qtr. vs. Connecticut, 3/26/18, 1st qtr. vs. Syracuse, 3/25/16, 4th qtr.	30
<b>Margin of Difference</b>	
<b>Lead</b>	<b>Score Margin</b>
1. vs. Alabama State, 11/5/19, 3rd qtr.	36-9 +37
2. vs. App State, 11/17/19, 1st qtr.	35-3 +32
3. vs. Charleston, 11/25/20, 3rd qtr. vs. USC Upstate, 11/21/19, 3rd qtr. vs. Arkansas, 1/3/16, 2nd qtr.	34-8 +26
5. vs. Saint Peter's, 11/22/16, 1st qtr.	37-12 +25
<b>Deficit</b>	<b>Score Margin</b>
1. vs. UConn, 2/1/18, 2nd qtr.	8-29 -21
2. at Tennessee, 2/15/18, 3rd qtr.	9-29 -20
3. vs. Baylor, 12/2/18, 1st qtr. at Mississippi State, 2/5/18, 4th qtr.	13-32 -19
5. vs. Indiana, 11/28/19, 4th qtr. vs. Connecticut, 3/26/18, 1st qtr.	6-24 -18
<b>Field Goals</b>	
<b>Made</b>	<b>FGM</b>
1. at Florida, 2/27/20, 1st qtr. vs. Saint Peter's, 11/22/16, 1st qtr.	15
3. vs. App State, 11/17/19, 1st qtr. vs. Notre Dame, 11/26/17, 4th qtr. vs. Arkansas, 1/3/16, 2nd qtr.	14
<b>Attempts</b>	<b>FGA</b>
1. vs. Arkansas, 3/7/20, 4th qtr.	28
2. vs. Arkansas, 1/9/20, 3rd qtr.	25
3. vs. South Dakota, 11/28/20, 2nd vs. Charleston, 11/25/20, 3rd	24
5. vs. Tennessee, 2/2/20, 1st qtr. at Vanderbilt, 1/12/20, 1st qtr.	23

<b>Highest Percentage</b>		<b>FGM-A</b>	<b>Pct</b>
1. vs. Kentucky, 3/5/16, 4th qtr.		11-13	.846
2. at Kentucky, 1/21/18, 3rd qtr.		9-11	.818
3. vs. Belmont, 3/22/19, 3rd qtr. vs. Quinnipiac, 3/25/17, 3rd qtr.		13-16	.813
5. vs. Charleston, 11/25/20, 2nd qtr. vs. Hampton, 12/16/15, 3rd qtr.		12-15	.800
		8-10	.800
<b>Lowest Percentage</b>		<b>FGM-A</b>	<b>Pct</b>
1. vs. Georgia, 1/12/17, 2nd qtr.		1-12	.083
2. vs. NC State, 12/3/20, 2nd qtr.		2-19	.105
3. vs. UCLA, 12/18/16, 1st qtr.		2-15	.133
4. vs. Stanford, 3/31/17, 2nd qtr.		2-14	.143
5. vs. Indiana, 11/28/19, 4th qtr. vs. App State, 12/5/18, 4th qtr.		2-13	.154
		2-13	.154
<b>Lowest Percentage Allowed</b>		<b>FGM-A</b>	<b>Pct</b>
1. at Ole Miss, 1/30/20, 1st qtr. vs. Purdue, 12/15/19, 4th qtr.		0-9	.000
3. vs. App State, 11/17/19, 1st qtr. vs. CofC, 12/5/17, 2nd qtr. vs. St. John's, 11/25/17, 1st qtr.		0-8	.000
		1-18	.056
		1-18	.056
		1-17	.059
<b>Highest Percentage Allowed</b>		<b>FGM-A</b>	<b>Pct</b>
1. vs. Drake, 11/24/18, 2nd qtr.		11-13	.846
2. at LSU, 1/15/17, 2nd qtr.		9-12	.750
3. vs. Tennessee, 1/14/18, 2nd qtr. vs. Quinnipiac, 3/25/17, 2nd qtr.		8-11	.727
5. vs. Connecticut, 3/26/18, 2nd qtr. at Missouri, 1/7/18, 4th qtr.		8-11	.727
		10-14	.714
		5-7	.714
<b>Rebounding</b>			
<b>Total</b>		<b>Rebs</b>	
1. vs. Arkansas, 3/7/20, 4th qtr.		28	
2. vs. Charleston, 11/25/20, 3rd qtr.		22	
3. vs. Charleston, 11/25/20, 1st qtr. at Ohio State, 11/14/16, 1st qtr.		20	
5. vs. Arkansas, 1/9/20, 3rd qtr. vs. Arkansas, 1/9/20, 1st qtr. vs. Purdue, 12/15/19, 4th qtr. vs. CofC, 12/5/17, 1st qtr.		19	
		19	
		19	
<b>Margin</b>		<b>Rebs</b>	<b>Margin</b>
1. vs. Charleston, 11/25/20, 3rd qtr.		22-4	+18
vs. Arkansas, 3/7/20, 4th qtr.		21-5	+16
3. at Alabama, 2/22/16, 4th qtr.		18-3	+15
4. vs. Arkansas, 1/25/18, 1st qtr. vs. Clemson, 12/15/16, 2nd qtr.		18-4	+14
		18-4	+14

## INDIVIDUAL

<b>Scoring</b>	
<b>Most</b>	<b>Points</b>
1. Kaela Davis at Auburn, 1/5/17, 1st qtr.	19
2. A'ja Wilson vs. Notre Dame, 11/26/17, 4th qtr.	18
3. Alexis Jennings at Florida, 2/17/19, 3rd qtr.	17
4. Herbert Harrigan vs. Texas A&M, 3/1/20, 1st Kaela Davis vs. Quinnipiac, 3/25/17, 3rd qtr. Tina Roy vs. Arkansas, 1/3/16, 3rd qtr.	15
	15
<b>Rebounding</b>	
<b>Most</b>	<b>Rebs</b>
1. Aliyah Boston vs. UConn, 2/10/20, 1st qtr.	9
Aliyah Boston vs. Arkansas, 1/9/20, 1st qtr.	9
Alaina Coates at Arkansas, 2/5/17, 1st qtr.	9
Alaina Coates at Georgia, 1/26/17, 2nd qtr.	9
5. A'ja Wilson vs. Stanford, 3/31/17, 3rd qtr.	8
A'ja Wilson vs. Mississippi State, 3/5/17, 4th qtr.	8
Alaina Coates vs. Georgia, 1/12/17, 1st qtr.	8
A'ja Wilson at Florida, 1/8/17, 2nd qtr.	8
A'ja Wilson vs. UCLA, 12/18/16, 4th qtr.	8
Alaina Coates vs. Louisville, 11/27/16, 3rd qtr.	8
Alaina Coates vs. Hampton, 11/20/16, 3rd qtr.	8
Alaina Coates vs. Ole Miss, 1/28/16, 2nd qtr.	8



# Colonial Life Arena

## Notables

- 5-Time National Attendance Leader (2015-present)
- NCAA Tournament Host in 2015, 2016, 2017, 2018
- 81 consecutive regular-season games with at least 10,000 fans (Jan. 2, 2015) – overall streak, including postseason games, is 46 (Nov. 10, 2017)
- 5 official sellouts (18,000) since 2015-16 season
- 2 undefeated seasons at home
- Longest home win streak – 45 games (2/24/13-2/4/16)

## Great Gamecock Fans

18,000	UConn, 2/10/20
18,000	Mississippi State, 3/3/19
18,000	UConn, 2/1/18
18,000	Kentucky, 2/26/17
18,000	UConn, 2/8/16
17,712	Clemson, 11/22/02*
17,156	Kentucky, 1/11/15
16,815	Ohio State, 11/13/15
16,465	Auburn, 1/2/15
16,429	Duke, 12/6/15

\* Inaugural Night of Colonial Life Arena

## Year-by-Year Record

Year	Record	Pct.	Att. Avg.
2002-03	14-2	.875	3,244
2003-04	5-6	.455	1,828
2004-05	8-9	.471	1,764
2005-06	12-5	.706	1,455
2006-07	15-5	.750	1,845
2007-08	12-6	.667	1,802
2008-09	6-9	.400	2,793
2009-10	7-5	.583	3,442
2010-11	14-5	.737	2,996
2011-12	12-3	.800	3,139
2012-13	12-3	.800	4,082
2013-14	16-0	1.000	6,371
2014-15	16-0	1.000	12,293
2015-16	16-1	.941	14,364
2016-17	15-1	.938	12,277
2017-18	15-2	.882	13,239
2018-19	11-4	.733	11,539
2019-20	14-0	1.000	11,805
2020-21	1-1	.500	3,500*
<b>Total</b>	<b>221-67</b>	<b>.767</b>	<b>6,127*</b>
<b>Staley Era</b>	<b>155-34</b>	<b>.820</b>	<b>8,195*</b>

\* 2020-21 attendance not counted in average due to COVID-19 regulation restrictions

In women's basketball, Colonial Life Arena has become one of the most feared places to play as enormous crowds fill the building with passion for the Gamecocks.

The state of South Carolina has rallied around head coach Dawn Staley's program in unprecedented numbers as the Gamecocks have led the nation in average attendance in each of the last six seasons. The Gamecocks were one of a few programs to finish the season averaging over 10,000 fans and boast five sellouts (18,000) in the last five seasons.

Colonial Life Arena is more than just the home of South Carolina men's and women's basketball, though. It is also a thriving entertainment venue that the city of Columbia and its surrounding metropolitan area are able to enjoy throughout the year.

Colonial Life Arena is the largest arena in the state of South Carolina with 18,000 seats, and the 10th-largest on-campus basketball facility in the nation. Located on the beautiful University of South Carolina campus, this one-of-a-kind facility features 41 suites, four entertainment suites, and the Frank McGuire Club, a full-service hospitality room that has a capacity of 300. The state-of-the-art facility also features plush seating, a technologically advanced sound system and a one-of-a-kind selection of unique concession foods that will delight fans of all ages.

In Summer 2017, a 12-display center-hung video board and ribbon boards were added to the arena bowl at a cost of \$4.2 million. The center-hung board features four convex-curved main displays that measure approximately 12' x 20' and can show any combination of live video, instant replays, statistics and game information, graphics and animations, and sponsorship messages.

The Arena has hosted numerous sold out shows, including Barnum and Bailey Circus, Paul McCartney, country superstars Kenny Chesney and Taylor Swift, WWE Wrestling, Kanye West and numerous other acts.

The largest building ever constructed at the University of South Carolina at 342,000 square feet, the Arena has an intimate double-deck design that puts every seat close to the action. The cantilever of the upper deck over the lower deck extends further than any other arena of its size with great sight lines.

Two spacious locker rooms for Gamecock men's and women's basketball include team meeting rooms, recruiting rooms, coaches locker rooms and an athletic training room.

***"It is a beautiful thing to see unfold because a lot of people really didn't think it could get done. I tip my hat to Gamecock Nation for making this a wonderful place and creating a home court advantage that allows us to win close basketball games."***

– South Carolina Head Coach Dawn Staley





# DAWN STALEY

## Head Coach

### 13th Season at South Carolina

Catapulting South Carolina into the national spotlight, Dawn Staley has made the Gamecocks a mainstay in the battle for SEC and national championships. In 2017-18, she capped her first decade in Garnet and Black by leading her team to its fourth-straight SEC Tournament title, the first four-peat champion in league history, and celebrating the program's first National Player of the Year and No. 1 WNBA Draft pick in Aja Wilson. Staley's staff has signed two No. 1 recruiting classes in the last three seasons (2019, 2021) and finished the 2019-20 season as the unanimous No. 1 team in the country.

Staley's 12 seasons at the helm of the Gamecocks include:

- 2017 NCAA National Championship
- 153 consecutive weeks ranked in the AP Top 25, including 82 weeks in the top five
- Eight 25-win seasons, including four 30-win campaigns led by a school-record 34 victories in 2014-15
- Five SEC regular-season championships (2014, 2015, 2016, 2017, 2020)
- Five SEC Tournament titles (2015, 2016, 2017, 2018, 2020)
- Six NCAA Attendance titles, averaging over 10,000 fans each season (2015, 2016, 2017, 2018, 2019, 2020)

While her coaching career is in full bloom, Staley is still recognized for her body of work as a one of the most decorated participants in United States women's basketball history. The Naismith Memorial Basketball Hall of Fame solidified that legacy with her enshrinement as part of the Class of 2013. The Phoenix Club of Philadelphia established the Dawn Staley Award recognizing the nation's top guard in women's Division I basketball in 2013 as well. Staley was inducted into the Women's Basketball Hall of Fame as part of the Class of 2012.

In her 21st season as a head coach, Staley has led her teams to 10 25-win seasons, a total of 16 postseason appearances (two WNIT) and 113 weeks in the Associated Press top 10, including 24 in the No. 1 spot. Also a force in USA Basketball, she was named the U.S. Women's National Team head coach for 2017-21, already leading the U.S. to 2018 FIBA World Cup gold to earn USAB National Coach of the Year honors. Prior to that appointment, Staley led three other U.S. teams to gold medals – 2015 FIBA U19 World Championships, 2014 FIBA U18 Americas Championship, 2007 Pan Am Games – and served as an assistant on the Senior National Team 2006-08 and again 2014-16, during which the U.S. claimed gold in the 2014 FIBA World Championship and the 2008 and 2016 Olympics.

At the helm of the Gamecocks over the last 12 seasons, Staley has twice been named National Coach of the Year (2014, 2020) with her 2020 unanimous selection making her the first former Naismith Player of the Year to earn the Naismith Coach of the Year award. She is a four-time SEC Coach of the Year and was the 2012 BCA Female Coach of the Year. She is the only Gamecock basketball coach – men's or women's – to amass 300 victories at South Carolina and became the fastest coach to 200 wins in program history, needing just 277 games at South Carolina to reach the plateau.

Staley has coached a National Player of the Year (Aja Wilson, 2018) and a National Freshman of the Year (Aliyah Boston, 2020). Under her leadership, Six Gamecocks have collected 12 All-America selections, two have picked up five SEC Player of the Year honors, three have earned SEC Defensive Player of the Year recognition a total of four times, one has been the SEC 6th Player of the Year and six were named SEC Freshman of the Year. She has coached 17 Gamecocks to All-SEC honors a combined 32 times, including 14 first-team selections, and eight Gamecocks have been selected in the WNBA Draft in the last five seasons, including 2018 No. 1 pick Aja Wilson who went on to earn WNBA Rookie of the Year honors a year after Allisha Gray became the first Gamecock to capture the honor in 2017. Two other Gamecock draftees earned WNBA All-Rookie Team honors as well.

On Staley's watch, the Gamecocks are enjoying the most sustained success in program history. After posting back-to-back 25-win seasons in 2011-12 and 2012-13 for the first time in more than 30 years, the 2014-15 team broke the school record with 34 wins. South Carolina won more SEC games than the season before in each of her first seven seasons, culminating in the 2015-16 team recording just the second 16-0 conference record in league history. Her Gamecocks are the only SEC program with multiple 16-0 seasons in league history after they matched that mark in 2019-20. Staley's 138 SEC wins account for 68.3 percent of the program's total 202 wins over its 28 seasons in the league. She has delivered the only five SEC championships in program history, and she has helped the Gamecocks to nine of the program's 10 top-four finishes in the league.

## YEAR-BY-YEAR AT SOUTH CAROLINA

Year	School	Record	Conf. Rec.	Conf. Finish	Postseason
2008-09	South Carolina	10-18	2-12	11th	
2009-10	South Carolina	14-15	7-9	T-7th	
2010-11	South Carolina	18-15	8-8	T-5th	WNIT 2nd Round
2011-12	South Carolina	25-10	10-6	T-4th	NCAA Sweet 16
2012-13	South Carolina	25-8	11-5	T-4th	NCAA 2nd Round
2013-14	South Carolina	29-5	14-2	1st	NCAA Sweet 16
2014-15	South Carolina	34-3	15-1	T-1st	SEC Tourn. Champ./NCAA Final Four
2015-16	South Carolina	33-2	16-0	1st	SEC Tourn. Champ./NCAA Sweet 16
2016-17	South Carolina	33-4	14-2	1st	SEC Tourn. Champ./NCAA Champ.
2017-18	South Carolina	29-7	12-4	T-2nd	SEC Tourn. Champ./NCAA Elite Eight
2018-19	South Carolina	23-10	13-3	2nd	NCAA Sweet 16
2019-20	South Carolina	32-1	16-0	1st	SEC Tourn. Champ./NCAA cancelled
2020-21	South Carolina	3-0	0-0		
<b>At SC</b>	<b>13th season</b>	<b>308-99</b>	<b>138-52</b>		
<b>At Temple</b>	<b>8 seasons</b>	<b>172-80</b>	<b>100-25</b>	<b>3 A-10 Titles</b>	<b>4 A-10 Tourn. Titles, 6 NCAA appearances</b>
<b>Career</b>	<b>21st season</b>	<b>480-179</b>	<b>238-77</b>		

## QUICK FACTS

### Coaching Highlights

#### College

- 14 NCAA Tournament Appearances (8 at South Carolina)
- NCAA National Champion (2017)
- 15 20-Win Seasons (9 at South Carolina)
- 6 Regular-Season Conference Titles (SEC 2014, 2015, 2016, 2017, 2020; A-10 2008)
- 9 Conference Tournament Titles (SEC 2015, 2016, 2017, 2018, 2020; A-10 2002, 2004, 2005, 2006)
- National Coach of the Year (ESPN, AP, WBCA, Naismith, USBWA), 2020
- 3-time Naismith National Coach of the Year Finalist (2014, 2015, 2016)
- Basketball Times National Coach of the Year (2014)
- 4-time WBCA Region Coach of the Year (Region 3 2014, 2015, 2016; Region 1 2005)
- Six-time Conference Coach of the Year (SEC 2014, 2015, 2016, 2020; A-10 2004, 2005)

#### USA Basketball

- Senior National Team Head Coach (2017-20) – FIBA AmeriCup gold medal (2019), FIBA World Cup gold medal (2018), National Coach of the Year (2018)
- Senior National Team Asst. Coach (2006-08, 2014-16) – Rio Olympics gold medal (2016), FIBA World Championship gold medal (2014), Beijing Olympics gold medal (2008), FIBA Americas Championship gold medal (2007), FIBA World Championship bronze medal (2006)
- U19 National Team Head Coach – FIBA U19 World Championship gold medal (2015), co-National Coach of the Year (2015)
- U18 National Team Head Coach – FIBA U18 Americas Championship gold medal (2014)
- Pan Am Games Head Coach – Gold medal (2007)

### Playing Highlights

#### U.S. Professional – 11 seasons

- Five-time WNBA All-Star (2001, 2002, 2003, 2005, 2006)
- Two-time ABL All-Star (1997, 1998)
- WNBA All-Decade Team

#### USA Basketball

- Olympic gold medalist (1996, 2000, 2004)
- Flag bearer for U.S. in Olympic Games Opening Ceremony (2004)
- Two-time USA Basketball Female Athlete of the Year (1994, 2004)

#### College – Virginia (1989-92)

- Kodak All-America (1990, 1991, 1992)
- Honda-Broderick Cup Award for Collegiate Female Athlete of the Year (1991)
- Two-time ACC Player of the Year (1991, 1992)
- NCAA Tournament MOP (1991)

### Other Notables

- Naismith Memorial Basketball Hall of Fame, Class of 2013
- Order of the Palmetto Recipient (2013)
- Women's Basketball Hall of Fame, Class of 2012

## STALEY-ERA TEAM RECORDS

## Scoring

Most	Points
1. vs. Charleston, 11/25/20	119
2. vs. Savannah State, 12/14/14	111
3. at Alabama, 1/8/15	102
4. vs. ETSU, 11/22/18	101
vs. Western Carolina, 11/30/17	101

Fewest	Points
1. at Stanford, 11/26/10	32*
2. vs. Georgia, 3/4/11	34
3. vs. Mississippi State, 3/5/09	39
4. at Georgia, 1/13/13	40
5. at Mississippi State, 2/26/09	41

Fewest Allowed	Points
1. vs. South Carolina State, 12/14/11	21
2. vs. Presbyterian, 11/27/11	24
3. vs. NC Central, 12/1/14	26
vs. SC State, 12/22/13	26
5. vs. NC Central, 12/2/13	27

Most Allowed	Points
1. at Connecticut, 2/11/19	97
2. vs. Arkansas, 3/8/19	95
3. vs. Baylor, 12/2/18	94
vs. Connecticut, 3/26/18	94
at Clemson, 11/19/09	94

## Margin of Outcome

Victory	Score	Margin
1. vs. Charleston, 11/25/20	119-38	+81
2. vs. Charleston Southern, 11/8/13	99-29	+70
3. vs. Alabama State, 11/10/17	99-31	+68
vs. NC Central, 12/1/14	90-26	+64
5. vs. Savannah State, 12/14/14	111-49	+62

Defeat	Score	Margin
1. at Stanford, 11/26/10	32-70	-38
2. vs. Georgia, 3/4/11	34-66	-32
3. vs. Stanford, 12/19/08	47-78	-31
4. at Penn State, 11/21/10	48-78	-30
5. vs. Connecticut, 3/26/18	65-94	-29
vs. Connecticut, 12/28/08	48-77	-29

## Field Goals

Made	FGM
1. vs. Charleston, 11/25/20	42
vs. Savannah State, 12/17/17	39
vs. Western Carolina, 11/30/17	39
vs. Charleston Southern, 11/8/13	39
5. vs. Minnesota, 12/11/16	38
vs. Savannah State, 12/14/14	38
vs. Clemson, 11/20/14	38

Attempts	FGA
1. vs. Arkansas, 3/7/20	82
2. at Arkansas, 2/3/19	80
3. vs. Penn State, 11/20/11	76
4. vs. Arkansas, 1/25/18	75
5. vs. NC State, 12/3/20	74
at Clemson, 11/19/09	74

Highest Percentage (Min. 40 FGA)	FGM-A	Pct
1. at Vanderbilt, 1/18/18	36-54	.667
2. vs. Savannah State, 3/20/15	34-53	.642
3. at Alabama, 1/8/15	37-58	.638
4. vs. Kentucky, 2/26/17	34-55	.618
5. vs. Florida State, 3/29/15	30-49	.612

Lowest Percentage (Min. 40 FGA)	FGM-A	Pct
1. at Stanford, 11/26/10	12-55	.218
2. vs. Georgia, 3/4/11	12-52	.231
3. at Florida, 1/20/13	15-64	.234
4. at Kentucky, 2/5/09	13-55	.236
5. at Georgia, 1/2/11	13-54	.241

Lowest %age Allowed (Min. 40 FGA)	FGM-A	Pct
1. vs. South Carolina State, 12/14/11	6-48	.125
2. vs. NC Central, 12/2/13	8-50	.160
3. vs. Charleston, 11/25/20	13-74	.176
4. vs. Charleston Southern, 11/8/13	10-54	.185
5. vs. Arkansas, 3/6/15	11-57	.193
vs. Hampton, 11/22/12	11-57	.193

Highest %age Allowed (Min. 40 FGA)	FGM-A	Pct
1. vs. Connecticut, 3/26/18	37-63	.587
2. vs. Connecticut, 2/11/19	37-65	.569
3. vs. Connecticut, 12/28/08	35-62	.565
vs. Florida, 1/9/11	26-46	.565
5. vs. Tennessee, 1/14/18	31-55	.564

## 3-Point Field Goals

Made	3FGM
1. vs. Minnesota, 12/11/16	16
2. vs. Temple, 12/21/18	15
3. vs. Appalachian State, 12/5/18	14
at Auburn, 1/5/17	14
5. vs. Arkansas, 3/7/20	12
vs. Kentucky, 3/5/16	12

Attempts	3FGA
1. vs. Minnesota, 12/11/16	33
2. vs. Syracuse, 3/25/16	32
3. vs. Temple, 12/21/18	31
4. vs. Drake, 11/24/18 (includes overtime)	30
5. vs. Arkansas, 3/7/20	29
vs. Penn State, 11/20/11	29

Percentage (Min. 5 3FGA)	3FGM-A	Pct
1. vs. ETSU, 11/22/18	11-16	.688
2. vs. Kentucky, 2/18/18	6-9	.667
vs. Oregon State, 3/25/14	4-6	.667
vs. Ole Miss, 1/30/14	4-6	.667
vs. Savannah State, 12/28/13	4-6	.667
vs. Western Carolina, 12/29/12	6-9	.667
at Alabama, 1/10/10	8-12	.667
vs. Charlotte, 12/21/08	8-12	.667

## Free Throws

Made	FTM
1. vs. Savannah State, 12/14/14	34
vs. Oregon State, 3/25/14	34
3. vs. Missouri, 1/10/16	32
vs. Ole Miss, 1/30/14	32
at Mississippi State, 1/6/12	32

Attempts	FTA
1. at Mississippi State, 1/6/13	50
2. vs. Savannah State, 12/28/13	48
3. vs. Charleston, 11/25/20	47
vs. Savannah State, 12/14/14	47
5. vs. Missouri, 2/2/14	46

Percentage (Min. 10 FTA)	FTM-A	Pct
1. vs. Quinnipiac, 3/25/17	18-19	.947
2. at Texas A&M, 2/23/17	15-16	.923
3. vs. Kentucky, 2/18/18	23-25	.920
4. vs. Temple, 12/21/18	11-12	.917
5. vs. Mississippi State, 3/4/18	10-11	.909
vs. Alabama, 1/19/14	10-11	.909

## Rebounding

Total	Rebs
1. vs. Charleston, 11/25/20	73
2. vs. Arkansas, 1/25/18	62
vs. College of Charleston, 11/14/13	62
4. vs. Arkansas, 3/7/20	60
5. at Florida, 1/20/13	59

Margin	Rebs	Margin
1. vs. Charleston, 11/25/20	73-28	+45
2. vs. Savannah State, 12/14/14	56-21	+35
3. vs. Hampton, 12/16/15	52-19	+33
4. vs. Arkansas, 1/25/18	62-31	+31
5. at Alabama, 2/7/13	53-24	+29

Offensive	Off. Rebs
1. vs. Elon, 11/9/12	29
2. vs. Arkansas, 3/7/20	28
3. vs. Arkansas, 1/25/18	27
vs. College of Charleston, 11/23/11	27
5. vs. Kansas, 3/25/13	26
at Florida, 1/20/13	26

## Turnovers

Fewest	TOs
1. at Tennessee, 2/2/12	4
2. at Ole Miss, 1/4/18	5
vs. UNC Asheville, 3/17/17	5
vs. Vanderbilt, 2/16/17	5
vs. CSU Bakersfield, 11/28/15	5
at Clemson, 11/18/15	5
vs. Syracuse, 11/28/14	5
vs. Tennessee, 2/23/15	5
at Missouri, 2/28/13	5
vs. Georgia, 3/2/12	5
vs. Ole Miss, 3/3/11	5

Most	TOs
1. at Wake Forest, 12/3/08	32
2. at Ole Miss, 2/25/16	29
vs. Hampton, 11/22/12	29
vs. Kentucky, 1/15/12	29
5. at Kentucky, 1/13/11	28

## Assists

1. vs. Minnesota, 12/11/16	29
2. vs. NC Central, 12/1/14	26
3. vs. Winthrop, 12/13/15	25
vs. UNCG, 11/15/15	25
vs. San Diego State, 11/23/14	25
vs. Clemson, 11/20/14	25
vs. Alabama, 1/19/14	25
vs. Charleston Southern, 11/8/13	25

## Steals

1. at Alabama State, 11/11/18	22
2. vs. Alabama State, 11/10/17	21
vs. NC Central, 12/1/14	21
vs. Furman, 12/11/11	21
5. vs. San Diego State, 11/23/14	18

## Blocked Shots

1. vs. Clemson, 11/15/18	16*
vs. Winthrop, 12/13/15	16*
3. vs. Arkansas, 3/6/15	15
4. at Mississippi State, 2/6/14	14
vs. Kentucky, 1/9/14	14

\* indicates also a school record





# LAETICIA AMIHERE

6-4 • So. • Forward • Mississauga, Ontario

# 15

## Career Stats at South Carolina

SEASON	TEAM	GP-GS	MIN/AVG	Field Goals		3-Point		F-Throws		Rebounds				Scoring						
				FG-FGA	FG%	3FG-FGA	3FG%	FT-FTA	FT%	OFF	DEF	TOT	AVG	PF	FO	AST	TO	BLK	STL	PTS
2019-20	USC	29-0	373/12.9	48-115	.417	7-13	.538	33-61	.541	42	72	114	3.9	58-1	16	45	33	18	136	4.7
2020-21	USC	4-0	104/26.0	14-37	.378	0-4	.000	11-23	.478	15	24	39	9.8	11-0	7	7	8	0	39	9.8
<b>TOTAL</b>		<b>33-0</b>	<b>477/14.5</b>	<b>62-152</b>	<b>.408</b>	<b>7-17</b>	<b>.412</b>	<b>44-84</b>	<b>.524</b>	<b>57</b>	<b>96</b>	<b>153</b>	<b>4.6</b>	<b>69-1</b>	<b>23</b>	<b>52</b>	<b>41</b>	<b>18</b>	<b>175</b>	<b>5.3</b>

### Career Notables

- Joined team in Jan. 2019 to recover from knee injury that ended her senior year of high school early
- Showed flashes of athleticism and talent that made her the No. 10 overall recruit in the Class of 2019 last season
- Was part of Team Canada the competed at the FIBA Olympic Qualifying Tournament in Belgium (Feb. 7-9, 2020), during which Canada qualified for the Tokyo Olympics

### Season Highlights

- Added 15 pounds of muscle in the offseason and improved vertical jump from 22 to 28 inches, long jump from 7-8 to 8-4 and 3/4-court speed from 3.27 seconds to 2.96 seconds
- Ranks sixth in the SEC in rebounding average (9.8), blocked shots average (2.0) and offensive rebounds per game (3.8)
- Snagged a career best 15 rebounds, seven coming on the offensive glass, against NC State (Dec. 3) to tally her second double-double of the season
- Played a career-high 31 minutes against South Dakota (Nov. 28) where she poured in 11 points off the bench
- Opened the season with her first career double-double, scoring 11 points and pulling down 11 rebounds against the College of Charleston (Nov. 25)

### Awards

- SEC Winter Academic Honor Roll (2019-20)
- SEC Community Service Team (2019-20)

### High School

- WBCA All-America Honorable Mention (2019)

### Team Canada

- 2020 FIBA Olympic Qualifying Tourn. (Belgium)
- 2017 FIBA U19 World Cup, bronze medal
- 2017 FIBA U19 World Cup, All-Tournament Team
- 2016 FIBA U17 FIBA World Cup
- 2015 FIBA U16 Americas Cup, gold medal

### Miscellaneous

	Season	Career	Record
Double-Doubles	2	2	1-1
10+ Points	3	7	6-1
10+ Rebounds	2	2	1-1
Team-High Pts.	1	2	1-1
Team-High Rebs.	2	4	3-1
Tm-High Assists	0	1	1-0

### Career Highs

Pts	16 at Ole Miss, 1/30/20
FG	6, 2x, last at Ole Miss, 1/30/20
FGA	16 vs. NC State, 12/3/20
3FG	2 at Ole Miss, 1/30/20
3FGA	3 at Ole Miss, 1/30/20
FT	5 vs. College of Charleston, 11/25/20
FTA	9 vs. College of Charleston, 11/25/20
Reb	15 vs. NC State, 12/3/20
Off Reb	7 vs. NC State, 12/3/20
Blk	3, 5x, last vs. South Dakota, 11/28/20
Stl	3 vs. Purdue, 12/15/19
Asst	3, 2x, last vs. Duke, 12/19/19
Min	31 vs. South Dakota, 11/28/20

### SEC Career Highs

Pts	16 at Ole Miss, 1/30/20
FG	6, 2x, last at Ole Miss, 1/30/20
FGA	9 at Vanderbilt, 1/12/20
3FG	2 at Ole Miss, 1/30/20
3FGA	3 at Ole Miss, 1/30/20
FT	3, 3x, last at Florida, 2/27/20
FTA	4, 3x, last at Florida, 2/27/20
Reb	9 at Florida, 2/27/20
Off Reb	5 at Florida, 2/27/20
Blk	3, 3x, last at Florida, 2/27/20
Stl	2, 2x, last vs. Vanderbilt, 2/17/20
Asst	2 at Georgia, 1/26/20
Min	22 at Ole Miss, 1/30/20

## GAME-BY-GAME

Opponent	Date	GS	MIN	Total		3-Pointers		Free throws		Rebounds				PF	A	T/O	BLK	STL	PTS	AVG
				FG-FGA	PCT	3FG-3FGA	PCT	FT-FTA	PCT	OFF	DEF	TOT	AVG							
Col. of Charleston	11/25/2020		22:57	3-4	.750	0-1	.000	5-9	.556	2	9	11	11.0	4	2	2	2	0	11	11.0
vs South Dakota	11/28/2020		30:38	4-12	.333	0-1	.000	3-6	.500	5	4	9	10.0	3	1	2	3	0	11	11.0
vs Gonzaga	11/29/2020		23:38	2-5	.400	0-0	.000	2-5	.400	1	3	4	8.0	3	2	1	1	0	6	9.3
NC State	12/03/2020		26:58	5-16	.313	0-2	.000	1-3	.333	7	8	15	9.8	1	2	2	2	0	11	9.8
<b>Totals</b>		<b>0</b>	<b>104:11</b>	<b>14-37</b>	<b>.378</b>	<b>0-4</b>	<b>.000</b>	<b>11-23</b>	<b>.478</b>	<b>15</b>	<b>24</b>	<b>39</b>	<b>9.8</b>	<b>11</b>	<b>7</b>	<b>7</b>	<b>8</b>	<b>0</b>	<b>39</b>	<b>9.8</b>

### Player Averages

Games Played	Minutes/game	Points/game	FG Pct	3FG Pct	FT Pct	Rebounds/game	Assists/game	Turnovers/game	Assist/Turnover ratio	Steals/game	Blocks/game
4	26.0	9.8	37.8	0.0	47.8	9.8	1.8	1.8	1.0	0.0	2.0



# BREA BEAL

6-1 • So. • Guard • Rock Island, Ill.

# 12

## Career Stats at South Carolina

SEASON	TEAM	GP-GS	MIN	Field Goals		3-Point		F-Throws		Rebounds				Scoring						
				FG-FGA	FG%	3FG-FGA	3FG%	FT-FTA	FT%	OFF	DEF	TOT	AVG	PF-FO	AST	TO	BLK	STL	PTS	AVG
2019-20	USC	33-33	700/21.2	72-173	.416	13-45	.289	44-79	.557	59	118	177	5.4	48-0	34	46	27	27	201	6.1
2020-21	USC	4-4	94/23.6	12-26	.462	0-1	.000	4-11	.364	8	10	18	4.5	8-0	5	4	3	3	28	7.0
<b>TOTAL</b>		<b>37-37</b>	<b>795/21.5</b>	<b>84-199</b>	<b>.422</b>	<b>13-46</b>	<b>.283</b>	<b>48-90</b>	<b>.533</b>	<b>67</b>	<b>128</b>	<b>195</b>	<b>5.3</b>	<b>56-0</b>	<b>39</b>	<b>50</b>	<b>30</b>	<b>30</b>	<b>229</b>	<b>6.2</b>

## Career Notables

- Defensive force often called on to stop opponent's top scorer
- Has scoring ability and continues to grow in that area
- Notched first career double-double in the 2020 SEC Championship game
- Ranked No. 11 recruit in Class of 2019 and a consensus All-American

## Season Highlights

- Provided an offensive spark against #21/20 Gonzaga (Nov. 29) scoring a season-best 12 points to go along with her team high seven rebounds

## Awards

SEC First-Year Academic Honor Roll (2019-20)

### High School

Naismith All-America Third Team (2019)  
 WBCA All-America Third Team (2019)  
 McDonald's All-America (2019)

## In the Record Book

### Season

Most games started by a freshman (33 in 2019-20)

## Miscellaneous

	Season	Career	Record
<b>10+ Points</b>	1	7	7-0
<b>10+ Rebounds</b>	0	5	5-0
<b>Team-High Points</b>	0	1	1-0
<b>Team-High Rebs.</b>	0	4	4-0
<b>Team-High Assts.</b>	0	2	2-0

## Career Highs

Pts.....15 vs. Kentucky, 1/2/20  
 FG.....7 vs. Kentucky, 1/2/20  
 FGA.....11 vs. Kentucky, 1/2/20  
 3FG.....3 at Clemson, 11/24/19  
 3FGA.....5 at Clemson, 11/24/19  
 FT.....8 at Maryland, 11/10/19  
 FTA.....12 at Maryland, 11/10/19  
 Reb.....13 at Missouri, 1/16/20  
 Blk.....3 vs. Mississippi State, 3/8/20  
 Stl.....3, 4x, last vs. Mississippi State, 1/20/20  
 Asst.....4, 2x, last vs. Appalachian State, 11/17/19  
 Min.....32 vs. Indiana, 11/28/19

## SEC Career Highs

Pts.....15 vs. Kentucky, 1/2/20  
 FG.....7 vs. Kentucky, 1/2/20  
 FGA.....11 vs. Kentucky, 1/2/20  
 3FG.....2 vs. Auburn, 2/13/20  
 3FGA.....3, 3x, last at Arkansas, 2/6/20  
 FT.....3, 2x, last at Missouri, 1/16/20  
 FTA.....6 at Missouri, 1/16/20  
 Reb.....13 at Missouri, 1/16/20  
 Blk.....2, 4x, last at Florida, 2/27/20  
 Stl.....3, 2x vs. Mississippi State, 1/20/20  
 Asst.....3 vs. LSU, 2/20/20  
 Min.....28 at Missouri, 1/16/20

## GAME-BY-GAME

Opponent	Date	GS	MIN	Total		3-Pointers		Free throws		Rebounds				PF A T/O BLK STL PTS AVG							
				FG-FGA	PCT	3FG-3FGA	PCT	FT-FTA	PCT	OFF	DEF	TOT	AVG	PF	A	T/O	BLK	STL	PTS	AVG	
Col. of Charleston	11/25/2020	*	18:06	4-9	.444	0-1	.000	0-1	.000	1	1	2	2.0	1	1	1	0	1	8	8.0	
vs South Dakota	11/28/2020	*	23:07	1-4	.250	0-0	.000	1-4	.250	2	3	5	3.5	4	3	1	0	0	3	5.5	
vs Gonzaga	11/29/2020	*	31:09	5-7	.714	0-0	.000	2-4	.500	5	2	7	4.7	2	1	1	1	1	12	7.7	
NC State	12/03/2020	*	22:02	2-6	.333	0-0	.000	1-2	.500	0	4	4	4.5	1	0	1	2	1	5	7.0	
<b>Totals</b>			<b>4</b>	<b>94:25</b>	<b>12-26</b>	<b>.462</b>	<b>0-1</b>	<b>.000</b>	<b>4-11</b>	<b>.364</b>	<b>8</b>	<b>10</b>	<b>18</b>	<b>4.5</b>	<b>8</b>	<b>5</b>	<b>4</b>	<b>3</b>	<b>3</b>	<b>28</b>	<b>7.0</b>

## Player Averages

Games Played	Minutes/ game	Points/ game	FG Pct	3FG Pct	FT Pct	Rebounds/ game	Assists/ game	Turnovers/ game	Assist/Turnover ratio	Steals/ game	Blocks/ game
4	23.6	7.0	46.2	0.0	36.4	4.5	1.3	1.0	1.3	0.8	0.8



# ALIYAH BOSTON

6-5 • So. • Forward • St. Thomas, U.S.V.I.

4

## Career Stats at South Carolina

SEASON	TEAM	GP-GS	MIN	AVG	Field Goals		3-Point		F-Throws		Rebounds				Scoring						
					FG-FGA	FG%	3FG-FGA	3FG%	FT-FTA	FT%	OFF	DEF	TOT	AVG	PF-FO	AST	TO	BLK	STL	PTS	AVG
2019-20	USC	33-33	785	23.8	174-286	.608	2-12	.167	62-84	.738	117	193	310	9.4	68-1	34	37	86	42	412	12.5
2020-21	USC	4-4	111	27.6	17-40	.425	1-4	.250	7-12	.583	12	22	34	8.5	12-0	5	6	3	5	42	10.5
<b>TOTAL</b>		<b>37-37</b>	<b>896</b>	<b>24.2</b>	<b>191-326</b>	<b>.586</b>	<b>3-16</b>	<b>.188</b>	<b>69-96</b>	<b>.719</b>	<b>129</b>	<b>215</b>	<b>344</b>	<b>9.3</b>	<b>80-1</b>	<b>39</b>	<b>43</b>	<b>89</b>	<b>47</b>	<b>454</b>	<b>12.3</b>

### Awards

- 2021 AP Preseason All-America
- 2021 Watch Lists – Naismith Trophy, Wade Trophy, Lisa Leslie Award
- 2020 National Freshman of the Year (ESPN, USBWA, WBCA)
- 2020 Lisa Leslie Center of the Year
- 2020 All-America Second Team (AP, USBWA)
- 2020 All-SEC First Team
- 2020 SEC Defensive Player of the Year
- 2020 SEC Freshman of the Year
- 2020 Her Hoop Stats Fab 15 Freshmen
- SEC First-Year Academic Honor Roll (2019-20)

### High School

- Naismith, WBCA All-America Second Team (2019)
- McDonald's, SLAM All-America (2019)

### USA Basketball

- 2019 FIBA U19 World Cup, gold medal
- 2018 Youth Olympic Games 3x3, gold medal
- 2018 FIBA U17 World Cup, gold medal
- 2018 FIBA U17 World Cup, All-Star Five
- 2017 FIBA U16 Americas Cup, gold medal
- 2017 FIBA U16 Americas Cup, MVP

### Career Notables

- Program's first National Freshman of the Year, winning that title unanimously
- Sixth in the nation in field goal percentage last season and 21st in blocked shots per game
- Averaged a double-double in SEC play (13.1 ppg/10.3 rpg) and against ranked opponents (13.0 ppg/10.9 rpg)
- Ranked No. 3 recruit in Class of 2019 and a consensus All-American

### Season Highlights

- Ranks 10th in SEC in rebounding average (8.5)
- Tied her career high of four assists while scoring 12 points in a win over South Dakota (Nov. 28)
- Started the season with an 11-point, 12-rebound double-double against Charleston (Nov. 25), the 14th double-double of her career.

### In the Record Books

#### Season

- 3rd – Blocked shots average (2.6 in 2019-20)
- 1st – Offensive rebounds vs. SEC (56 in 2019-20)
- 3rd – Double-doubles vs. SEC (7 in 2019-20)
- Best FG% by a freshman (.608 (174-286) in 2019-20)
- Most double-doubles by a freshman (13 in 2019-20)
- Most blocked shots by a freshman (86 in 2019-20)
- Best rebounding average by a freshman (9.4 in 2019-20)
- Most offensive rebounds by a freshman (117 in 2019-20)
- Most games started by a freshman (33 in 2019-20)

#### Game

- 1st – Blocked shots (10 vs. Alabama State, 11/5/19)
- 2nd – Rebounds (25 vs. Arkansas, 1/9/20)
- 3rd – Offensive rebounds (10 vs. Arkansas, 1/9/20)
- 1st – Offensive rebounds vs. SEC (10 vs. Arkansas, 1/9/20)
- 2nd – Rebounds vs. SEC (25 vs. Arkansas, 1/9/20)
- 3rd – Blocked shots vs. SEC (7 vs. Arkansas, 2/6/20)
- Most rebounds by a freshman (25 vs. Arkansas, 1/9/20)
- Most blocks by a freshman (10 vs. Ala. State, 11/5/19)
- Best FG% by a freshman (1.000 (6-6) vs. App. State, 11/17/19)
- Most offensive rebs. by a freshman (10 vs. Ark., 1/9/20)

### Miscellaneous

	Season	Career	Record
Triple-Double	0	1	1-0
Double-Double	1	14	14-0
20+ Points	0	2	2-0
10+ Points	3	31	30-1
10+ Rebounds	1	17	17-0
5+ Blocks	0	6	6-0
Tm-High Points	0	7	7-0
Tm-High Rebs.	1	26	26-0

### Career Highs

- Pts.....21 vs. Mississippi State, 1/20/20
  - FG.....10 vs. Mississippi State, 1/20/20
  - FGA.....14, 3x, last vs. Mississippi State, 1/20/20
  - FT.....7 at Alabama, 1/5/20
  - FTA.....9 at Alabama, 1/5/20
  - Reb.....25 vs. Arkansas, 1/9/20
  - Off Reb.....10 vs. Arkansas, 1/9/20
  - Blk.....10 vs. Alabama State, 11/5/19\*
  - Asst.....4, 2x, last vs. South Dakota, 11/28/20
  - Stl.....4, 2x, last vs. South Dakota, 11/28/20
  - Min.....37 vs. UConn, 2/10/20
- \* indicates school record*

### SEC Career Highs

- Pts.....21 vs. Mississippi State, 1/20/20
- FG.....10 vs. Mississippi State, 1/20/20
- FGA.....14, 2x, last vs. Mississippi State, 1/20/20
- FT.....7 at Alabama, 1/5/20
- FTA.....9 at Alabama, 1/5/20
- Reb.....25 vs. Arkansas, 1/9/20
- Off Reb.....10 vs. Arkansas, 1/9/20
- Blk.....7 at Arkansas, 2/6/20
- Asst.....3 vs. Mississippi State, 1/20/20
- Stl.....4 at Georgia, 1/26/20
- Min.....31 vs. Mississippi State, 1/20/20

## GAME-BY-GAME

Opponent	Date	GS	MIN	Total		3-Pointers		Free throws		Rebounds				PF		A	T/O	BLK	STL	PTS	AVG
				FG-FGA	PCT	3FG-FGA	PCT	FT-FTA	PCT	OFF	DEF	TOT	AVG	PF	FO						
Col. of Charleston	11/25/2020	*	22:25	5-7	.714	0-0	.000	1-2	.500	4	8	12	12.0	2	1	2	1	0	11	11.0	
vs South Dakota	11/28/2020	*	27:31	5-14	.357	0-1	.000	2-4	.500	3	5	8	10.0	4	4	0	0	4	12	11.5	
vs Gonzaga	11/29/2020	*	25:42	3-5	.600	0-0	.000	4-6	.667	2	3	5	8.3	4	0	1	1	1	10	11.0	
NC State	12/03/2020	*	34:54	4-14	.286	1-3	.333	0-0	.000	3	6	9	8.5	2	0	3	1	0	9	10.5	
<b>Totals</b>		<b>4</b>	<b>110:32</b>	<b>17-40</b>	<b>.425</b>	<b>1-4</b>	<b>.250</b>	<b>7-12</b>	<b>.583</b>	<b>12</b>	<b>22</b>	<b>34</b>	<b>8.5</b>	<b>12</b>	<b>5</b>	<b>6</b>	<b>3</b>	<b>5</b>	<b>42</b>	<b>10.5</b>	

### Player Averages

Games Played	Minutes/game	Points/game	FG Pct	3FG Pct	FT Pct	Rebounds/game	Assists/game	Turnovers/game	Assist/Turnover ratio	Steals/game	Blocks/game
4	27.6	10.5	42.5	25.0	58.3	8.5	1.3	1.5	0.8	1.3	0.8



# ZIA COOKE

5-9 • So. • Guard • Toledo, Ohio

1

## Career Stats at South Carolina

SEASON	TEAM	GP-GS	MIN	Field Goals		3-Point		F-Throws		Rebounds				Scoring							
				FG-FGA	FG%	3FG-FGA	3FG%	FT-FTA	FT%	OFF	DEF	TOT	AVG	PF-FO	AST	TO	BLK	STL	PTS	AVG	
2019-20	USC	33-33	875	26.5	139-360	.386	40-113	.354	79-111	.712	31	64	95	2.9	52-0	61	58	7	36	397	12.0
2020-21	USC	4-4	125	31.3	21-62	.339	7-16	.438	15-19	.789	2	13	15	3.8	3-0	9	10	0	4	64	16.0
<b>TOTAL</b>		<b>37-37</b>	<b>1000</b>	<b>27.0</b>	<b>160-422</b>	<b>.379</b>	<b>47-129</b>	<b>.364</b>	<b>94-130</b>	<b>.723</b>	<b>33</b>	<b>77</b>	<b>110</b>	<b>3.0</b>	<b>55-0</b>	<b>70</b>	<b>68</b>	<b>7</b>	<b>40</b>	<b>461</b>	<b>12.5</b>

## Career Notables

- Dominant freshman season that landed her on the SEC All-Freshman Team and honorable mention status on the Her Hoop Stats Fab 15 Freshmen list
- Holds program single-game records for field goal attempts by a freshman (23), 3-point field goal percentage by a freshman (1.000 (4-4)) and free throw percentage by a freshman (1.000 (6-6))
- Ranked 24th in SEC in scoring as a freshman, 12th in league games (13.8 ppg)
- Led the team or tied for team lead in scoring in eight SEC games
- Ranked No. 4 recruit in Class of 2019 and was a consensus All-American

## Season Highlights

- Ranks 15th in the SEC in scoring (16.0)
- Poured in 16 points while dishing out four assists and snagging four rebounds against #21/20 Gonzaga (Nov. 29)
- Scored a game-high 19 points and played a career-high 36 minutes against South Dakota (Nov. 28) where she also pulled down five rebounds.
- Opened the year with an 18-point performance against Charleston (Nov. 25)

## Awards

- 2020 Her Hoop Stats Fab 15 Freshmen (hon. mention)
- 2020 SEC All-Freshman Team
- SEC First-Year Academic Honor Roll (2019-20)

## High School

- Naismith HS Player of the Year Finalist (2019)
- Naismith HS All-America First Team (2019)
- WBCA HS All-America First Team (2019)
- McDonald's HS All-America (2019)
- SLAM HS All-America (2019)
- USA Today All-USA Third Team (2019)

## USA Basketball

- 2018 FIBA U17 World Cup, gold medal
- 2017 FIBA U16 Americas Cup, gold medal

## Miscellaneous

	Season	Career	Record
<b>20+ Points</b>	0	5	5-0
<b>10+ Points</b>	4	28	27-1
<b>Tm-High Points</b>	2	13	12-1
<b>Tm-High Assists</b>	1	3	3-0

## Career Highs

<b>Pts</b> .....	27 at Dayton, 11/13/19
<b>FG</b> .....	9 at Dayton, 11/13/19
<b>FGA</b> .....	23 vs. Arkansas, 1/9/20
<b>3FG</b> .....	5 at Dayton, 11/13/19
<b>3FGA</b> .....	9 vs. Arkansas, 1/9/20
<b>FT</b> .....	7 vs LSU, 2/20/20
<b>FTA</b> .....	9, 2x, last vs South Dakota, 11/28/20
<b>Reb</b> .....	7 at Dayton, 11/13/19
<b>Blk</b> .....	1, 7x, last vs. Texas A&M, 3/1/20
<b>Stl</b> .....	4 vs. USC Upstate, 11/21/19
<b>Asst</b> .....	5 vs. USC Upstate, 11/21/19
<b>Min</b> .....	36, 2x, last vs. South Dakota, 11/28/20

## SEC Career Highs

<b>Pts</b> .....	21 vs. Arkansas, 1/9/20
<b>FG</b> .....	8, 2x, last at Kentucky, 2/23/20
<b>FGA</b> .....	23 vs. Arkansas, 1/9/20
<b>3FG</b> .....	4, 3x, last vs. Auburn, 2/13/20
<b>3FGA</b> .....	9 vs. Arkansas, 1/9/20
<b>FT</b> .....	7 vs LSU, 2/20/20
<b>FTA</b> .....	9 vs LSU, 2/20/20
<b>Reb</b> .....	6, 2x, last at Arkansas, 2/6/20
<b>Blk</b> .....	1, 3x, vs. Texas A&M, 3/1/20
<b>Stl</b> .....	3 at Alabama, 1/5/20
<b>Asst</b> .....	4, 2x, last vs. Auburn, 2/13/20
<b>Min</b> .....	36 at Kentucky, 2/23/20

## GAME-BY-GAME

Opponent	Date	GS	MIN	Total		3-Pointers		Free throws		Rebounds				PF A T/O BLK STL PTS AVG						
				FG-FGA	PCT	3FG-3FGA	PCT	FT-FTA	PCT	OFF	DEF	TOT	AVG	PF	A	T/O	BLK	STL	PTS	AVG
Col. of Charleston	11/25/2020	*	20:17	6-11	.545	2-3	.667	4-5	.800	1	0	1	1.0	0	3	3	0	3	18	18.0
vs South Dakota	11/28/2020	*	35:40	5-16	.313	3-7	.429	6-9	.667	0	5	5	3.0	2	1	3	0	0	19	18.5
vs Gonzaga	11/29/2020	*	34:48	6-17	.353	1-1	1.000	3-3	1.000	1	3	4	3.3	0	4	3	0	0	16	17.7
NC State	12/03/2020	*	34:27	4-18	.222	1-5	.200	2-2	1.000	0	5	5	3.8	1	1	1	0	1	11	16.0
<b>Totals</b>		<b>4</b>	<b>125:12</b>	<b>21-62</b>	<b>.339</b>	<b>7-16</b>	<b>.438</b>	<b>15-19</b>	<b>.789</b>	<b>2</b>	<b>13</b>	<b>15</b>	<b>3.8</b>	<b>3</b>	<b>9</b>	<b>10</b>	<b>0</b>	<b>4</b>	<b>64</b>	<b>16.0</b>

## Player Averages

Games Played	Minutes/game	Points/game	FG Pct	3FG Pct	FT Pct	Rebounds/game	Assists/game	Turnovers/game	Assist/Turnover ratio	Steals/game	Blocks/game
4	31.3	16.0	33.9	43.8	78.9	3.8	2.3	2.5	0.9	1.0	0.0



# LELE GRISSETT

6-2 • Sr. • Guard • Durham, N.C.

# 24

## Career Stats at South Carolina

SEASON TEAM	GP-GS	MIN/AVG	Field Goals		3-Point		F-Throws		Rebounds				Scoring						
			FG-FGA	FG%	3FG-FGA	3FG%	FT-FTA	FT%	OFF	DEF	TOT	AVG	PF-FO	AST	TO	BLK	STL	PTS	AVG
2017-18 USC	36-3	477/13.3	56-119	.471	0-0	.000	39-70	.557	56	77	133	3.7	84-0	18	53	7	24	151	4.2
2018-19 USC	31-2	371/12.0	41-73	.562	0-0	.000	24-44	.545	59	64	123	4.0	61-2	9	33	17	11	106	3.4
2019-20 USC	33-0	561/17.0	82-131	.626	0-2	.000	46-63	.730	69	57	126	3.8	47-0	40	34	23	30	210	6.4
2020-21 USC	4-0	69/17.1	13-17	.765	0-0	.000	5-15	.333	10	10	20	5.0	12-1	5	2	3	4	31	7.8
<b>TOTAL</b>	<b>104-5</b>	<b>1478/14.2</b>	<b>192-340</b>	<b>.565</b>	<b>0-2</b>	<b>.000</b>	<b>114-192</b>	<b>.594</b>	<b>194</b>	<b>208</b>	<b>402</b>	<b>3.9</b>	<b>204-3</b>	<b>72</b>	<b>122</b>	<b>50</b>	<b>69</b>	<b>498</b>	<b>4.8</b>

## Career Notables

- Has played in all but two games of her career, bringing energy off the bench, especially in defensive pressure
- Reshaped her body before junior season to focus on playing guard instead of forward
- Posted her first career double-double in the 2018-19 regular-season meeting with then-#4/5 Baylor (Dec. 2)
- Started at Vanderbilt (Jan. 18, 2018) and turned in a career night, shooting 11-of-12 from the field for 22 points – the first Gamecock freshman 20-point outing in SEC play in three years (20 by A'ja Wilson vs. Vanderbilt, 2/15/15)

## Season Highlights

- More comfortable at the guard position after a year of experience under her belt; can play multiple positions and could get some time at point guard this season
- Leads team in field goal percentage (.765)
- Provided a spark off the bench in the second half against South Dakota (Nov. 28), scoring six straight points as part of a 14-2 run that closed the third quarter and put the game out of reach
- Opened the season with a double-double against Charleston (Nov. 25), scoring 13 points and pulling down 10 rebounds, tying her career high on the glass

## Awards

SEC Winter Academic Honor Roll (2019-20)

## Miscellaneous

	Season	Career	Record
<b>Double-Double</b>	1	2	1-1
<b>20+ Points</b>	0	1	1-0
<b>10+ Points</b>	1	14	12-2
<b>10+ Rebounds</b>	1	2	1-1
<b>Tm-High Points</b>	0	3	3-0
<b>Tm-High Rebs.</b>	0	9	6-3
<b>Team-High Assts.</b>	0	1	1-0

## Career Highs

<b>Pts</b>	22 at Vanderbilt, 1/18/18
<b>FG</b>	11 at Vanderbilt, 1/18/18
<b>FGA</b>	12 at Vanderbilt, 1/18/18
<b>FT</b>	5, 2x, last at Missouri, 1/16/20
<b>FTA</b>	8 vs. College of Charleston, 12/5/17
<b>Reb</b>	10, 2x, last vs. College of Charleston, 11/25/20
<b>Off Reb</b>	6 vs. Arkansas, 3/7/20
<b>Blk</b>	3, 3x, last vs. Vanderbilt, 2/17/20
<b>Stl</b>	4, 2x, last vs. Georgia, 3/6/20
<b>Asst</b>	4, 2x, last vs. Arkansas, 3/7/20
<b>Min</b>	29 vs. Tennessee, 1/14/18

## SEC Career Highs

<b>Pts</b>	22 at Vanderbilt, 1/18/18
<b>FG</b>	11 at Vanderbilt, 1/18/18
<b>FGA</b>	12 at Vanderbilt, 1/18/18
<b>FT</b>	5 at Missouri, 1/16/20
<b>FTA</b>	6 at Missouri, 1/16/20
<b>Reb</b>	9, 3x, last at LSU, 1/13/19
<b>Off Reb</b>	5, 2x, last vs. Ole Miss, 2/7/19
<b>Blk</b>	3, 2x, last vs. Vanderbilt, 2/17/20
<b>Stl</b>	3, 2x, last at Florida, 2/27/20
<b>Asst</b>	2, 6x, last at Florida, 2/27/20
<b>Min</b>	29 vs. Tennessee, 1/14/18

## GAME-BY-GAME

Opponent	Date	GS	MIN	Total		3-Pointers		Free throws		Rebounds				PF	A	T/O	BLK	STL	PTS	AVG
				FG-FGA	PCT	3FG-3FGA	PCT	FT-FTA	PCT	OFF	DEF	TOT	AVG							
Col. of Charleston	11/25/2020		14:56	5-6	.833	0-0	.000	3-4	.750	5	5	10	10.0	2	3	1	2	1	13	13.0
vs South Dakota	11/28/2020		14:20	3-3	1.000	0-0	.000	2-3	.667	3	2	5	7.5	2	1	0	0	1	8	10.5
vs Gonzaga	11/29/2020		18:46	1-4	.250	0-0	.000	0-4	.000	1	1	2	5.7	3	1	0	1	2	7	7.7
NC State	12/03/2020		20:31	4-4	1.000	0-0	.000	0-4	.000	1	2	3	5.0	5	0	1	0	0	8	7.8
<b>Totals</b>		<b>0</b>	<b>68:32</b>	<b>13-17</b>	<b>.765</b>	<b>0-0</b>	<b>.000</b>	<b>5-15</b>	<b>.333</b>	<b>10</b>	<b>10</b>	<b>20</b>	<b>5.0</b>	<b>12</b>	<b>5</b>	<b>2</b>	<b>3</b>	<b>4</b>	<b>31</b>	<b>7.8</b>

## Player Averages

Games Played	Minutes/game	Points/game	FG Pct	3FG Pct	FT Pct	Rebounds/game	Assists/game	Turnovers/game	Assist/Turnover ratio	Steals/game	Blocks/game
4	17.1	7.8	76.5	0.0	33.3	5.0	1.3	0.5	2.5	1.0	0.8





# DESTANNI HENDERSON

5-7 • Jr. • Guard • Fort Myers, Fla.

3

## Career Stats at South Carolina

SEASON TEAM	GP-GS	MIN/AVG	Field Goals		3-Point		F-Throws		Rebounds				Scoring						
			FG-FGA	FG%	3FG-FGA	3FG%	FT-FTA	FT%	OFF	DEF	TOT	AVG	PF-FO	AST	TO	BLK	STL	PTS	AVG
2018-19 USC	31-9	486/15.7	58-157	.369	29-78	.372	24-34	.706	14	35	49	1.6	30-0	40	40	2	16	169	5.5
2019-20 USC	33-0	774/23.5	104-250	.416	32-99	.323	41-63	.651	20	75	95	2.9	28-0	93	63	2	41	281	8.5
2020-21 USC	4-4	119/29.7	19-44	.432	2-9	.222	15-20	.750	5	20	25	6.3	6-0	16	7	2	4	55	13.8
<b>TOTAL</b>	<b>68-13</b>	<b>1379/20.3</b>	<b>181-451</b>	<b>.401</b>	<b>63-186</b>	<b>.339</b>	<b>80-117</b>	<b>.684</b>	<b>39</b>	<b>130</b>	<b>169</b>	<b>2.5</b>	<b>64-0</b>	<b>149</b>	<b>110</b>	<b>6</b>	<b>61</b>	<b>505</b>	<b>7.4</b>

## Career Notables

- Has been a spark of energy off the bench through her first two seasons, playing both guard positions
- Announced her readiness for an expanded role this season with a 2020 SEC Tournament performance that earned All-Tournament status (13.0 ppg, 4.7 apg)
- Rated No. 1 point guard and No. 9 overall recruit in Class of 2018; 2018 McDonald's All-America
- Helped high school team to three state championships while amassing 1,649 career points

## Season Highlights

- Ranks ninth in SEC in assists per game (4.0) and 10th in assist-to-turnover ratio (2.3)
- Scored a career-high 23 points against #21/20 Gonzaga (Nov. 29), all in the second half, answering the bell every time the Zags tied or took a lead in the fourth quarter and hit four the team's six free throw attempts in the final minute to seal the victory and lock up Women's Bad Boy Mowers Crossover Classic MVP honors for herself
- Scored 10 of her 19 points in the third quarter against South Dakota (Nov. 28), tying the game high in both points and rebounds with nine
- Opened the season with an 11-point performance against Charleston (Nov. 25)

## Awards

- 2020 SEC All-Tournament Team
- 2019 SEC All-Freshman Team
- 2x SEC Winter Academic Honor Roll (2018-19, 2019-20)

## High School

McDonald's All-America (2018)

## USA Basketball

- 2016 FIBA U17 World Cup, bronze medal
- 2015 U16 National Team Trials

## Miscellaneous

	Season	Career	Record
20+ Points	1	2	2-0
10+ Points	3	21	20-1
5+ Assists	2	9	8-1
5+ Steals	0	1	1-0
Tm-High Points	1	5	5-1
Tm-High Rebs.	1	2	2-0
Tm-High Assts.	2	10	9-1

## Career Highs

Pts	23 vs. Gonzaga, 11/29/20
FG	8, 2x, last vs. South Dakota, 11/28/20
FGA	14 vs. Arkansas, 3/7/20
3FG	5 vs. USC Upstate, 11/21/19
3FGA	9 vs. Arkansas, 3/7/20
FT	10 vs. Gonzaga, 11/29/20
FTA	13 vs. Gonzaga, 11/29/20
Reb	9 vs. South Dakota, 11/28/20
Stl	5 at Temple, 12/7/19
Asst	8 vs. Kentucky, 1/2/20
Min	33 vs. Gonzaga, 11/29/20

## SEC Career Highs

Pts	19 at Arkansas, 2/3/19
FG	7 at Arkansas, 2/3/19
FGA	12 vs. Vanderbilt, 2/17/20
3FG	4 vs. Kentucky, 2/21/19
3FGA	6 at Arkansas, 2/3/19
FT	6 vs. Georgia, 2/14/19
FTA	7 vs. Georgia, 2/14/19
Reb	7 vs. Vanderbilt, 2/17/20
Stl	3, 2x, last at Vanderbilt, 1/12/20
Asst	8 vs. Kentucky, 1/2/20
Min	31 vs. Vanderbilt, 2/17/20

## GAME-BY-GAME

Opponent	Date	GS	MIN	Total		3-Pointers		Free throws		Rebounds				PF	A	T/O	BLK	STL	PTS	AVG	
				FG-FGA	PCT	3FG-3FGA	PCT	FT-FTA	PCT	OFF	DEF	TOT	AVG								
Col. of Charleston	11/25/2020	*	21:19	4-7	.571	0-1	.000	3-4	.750	1	5	6	6.0	2	5	2	1	4	11	11.0	
vs South Dakota	11/28/2020	*	29:00	8-13	.615	1-3	.333	2-3	.667	0	9	9	7.5	1	3	2	0	0	19	15.0	
vs Gonzaga	11/29/2020	*	33:15	6-11	.545	1-3	.333	10-13	.769	1	2	3	6.0	2	2	2	0	0	23	17.7	
NC State	12/03/2020	*	35:23	1-13	.077	0-2	.000	0-0	.000	3	4	7	6.3	1	6	1	1	0	2	13.8	
<b>Totals</b>			<b>4</b>	<b>118:57</b>	<b>19-44</b>	<b>.432</b>	<b>2-9</b>	<b>.222</b>	<b>15-20</b>	<b>.750</b>	<b>5</b>	<b>20</b>	<b>25</b>	<b>6.3</b>	<b>6</b>	<b>16</b>	<b>7</b>	<b>2</b>	<b>4</b>	<b>55</b>	<b>13.8</b>

## Player Averages

Games Played	Minutes/game	Points/game	FG Pct	3FG Pct	FT Pct	Rebounds/game	Assists/game	Turnovers/game	Assist/Turnover ratio	Steals/game	Blocks/game
4	29.7	13.8	43.2	22.2	75.0	6.3	4.0	1.8	2.3	1.0	0.5



# DESTINY LITTLETON

5-9 • Jr. • Guard • San Diego, Calif.

# 11

## Career Stats

SEASON	TEAM	GP-GS	MIN/AVG	Field Goals		3-Point		F-Throws		Rebounds				Scoring						
				FG-FGA	FG%	3FG-FGA	3FG%	FT-FTA	FT%	OFF	DEF	TOT	AVG	PF	FO	AST	TO	BLK	STL	PTS
2017-18	UT	8-0	93/11.6	7-32	.219	3-20	.150	0-0	.000	2	9	11	1.4	9-0	7	4	1	4	17	2.1
2018-19	UT	33-12	796/24.1	91-229	.397	37-115	.322	57-73	.781	26	93	119	3.6	65-0	46	58	3	25	276	8.4
2020-21	USC	4-0	43/10.7	1-8	.125	0-5	.000	6-8	.750	1	10	11	2.8	4-0	1	2	0	1	8	2.0
<b>TOTAL FOR USC</b>		<b>4-0</b>	<b>43/10.7</b>	<b>1-8</b>	<b>.125</b>	<b>0-5</b>	<b>.000</b>	<b>6-8</b>	<b>.750</b>	<b>1</b>	<b>10</b>	<b>11</b>	<b>2.8</b>	<b>4-0</b>	<b>1</b>	<b>2</b>	<b>0</b>	<b>1</b>	<b>8</b>	<b>2.0</b>
<b>TOTAL</b>		<b>45-12</b>	<b>932/20.7</b>	<b>99-269</b>	<b>.368</b>	<b>40-140</b>	<b>.286</b>	<b>63-81</b>	<b>.778</b>	<b>29</b>	<b>112</b>	<b>141</b>	<b>3.1</b>	<b>78-0</b>	<b>54</b>	<b>64</b>	<b>4</b>	<b>30</b>	<b>301</b>	<b>6.7</b>

## Career Notables

- Sat out last season due to NCAA transfer rules, taking advantage of that time to have a procedure done to alleviate chronic issues in both ankles
- Spent two seasons at Texas, helping Longhorns to a pair of NCAA Tournament appearances, including a spot in the 2018 Sweet 16
- Played in all 33 games her redshirt-freshman season (2018-19), starting 12 and playing the third-most minutes on the team
- Ranked No. 33 overall in the Class of 2017
- Named McDonald's All-American (2017) and earned California Ms. Basketball honors

## Season Highlights

- Has played in all four games
- Made her Carolina debut against Charleston (Nov. 25), scoring seven points and pulling down eight rebounds

## Awards

SEC First-Year Academic Honor Roll (2019-20)

### High School

McDonald's All-America (2017)

### USA Basketball

2017 FIBA U18 3x3 World Cup, gold medal

2015 FIBA U16 Americas Cup, bronze medal

## Miscellaneous

	Season	Career	Record
20+ Points	0	1*	1-0
10+ Points	0	12*	9-3
5+ Assists	0	1*	1-0
Tm-High Points	0	3*	2-1
Tm-High Rebs.	0	3*	1-2
Tm-High Assts.	0	2*	2-0

\* indicates includes games prior to transfer to South Carolina

## Career Highs

Pts.....22 vs. Northwestern State, 12/29/18\*  
 FG.....7 vs. UTSA, 11/28/18\*  
 FGA.....15 vs. UTSA, 11/28/18\*  
 3FG.....4 at West Virginia, 1/6/19\*  
 3FGA.....7 vs. UTSA, 11/28/18\*  
 FT.....11 vs. Northwestern State, 12/29/18\*  
 FTA.....11 vs. Northwestern State, 12/29/18\*  
 Reb.....8, 2x, last vs. College of Charleston, 11/25/20\*  
 Stl.....3, 2x, last at Oklahoma State, 2/12/19\*  
 Asst.....7 vs. Northwestern State, 12/29/18\*  
 Min.....34, 2x, last vs. Kansas State, 2/17/19\*

\* indicates at least one time prior to transfer to South Carolina

## SEC Career Highs

Pts.....  
 FG.....  
 FGA.....  
 3FG.....  
 3FGA.....  
 FT.....  
 FTA.....  
 Reb.....  
 Stl.....  
 Asst.....  
 Min.....

## GAME-BY-GAME

Opponent	Date	GS	MIN	Total		3-Pointers		Free throws		Rebounds				PF A T/O BLK STL PTS AVG						
				FG-FGA	PCT	3FG-3FGA	PCT	FT-FTA	PCT	OFF	DEF	TOT	AVG	PF	A	T/O	BLK	STL	PTS	AVG
Col. of Charleston	11/25/2020		19:10	1-6	.167	0-3	.000	5-6	.833	0	8	8	8.0	2	0	2	0	1	7	7.0
vs South Dakota	11/28/2020		06:22	0-1	.000	0-1	.000	0-0	.000	0	0	0	4.0	1	0	0	0	0	0	3.5
vs Gonzaga	11/29/2020		10:11	0-1	.000	0-1	.000	1-2	.500	0	1	1	3.0	1	1	0	0	0	1	2.7
NC State	12/03/2020		06:53	0-0	.000	0-0	.000	0-0	.000	1	1	2	2.8	0	0	0	0	0	0	2.0
<b>Totals</b>		<b>0</b>	<b>42:36</b>	<b>1-8</b>	<b>.125</b>	<b>0-5</b>	<b>.000</b>	<b>6-8</b>	<b>.750</b>	<b>1</b>	<b>10</b>	<b>11</b>	<b>2.8</b>	<b>4</b>	<b>1</b>	<b>2</b>	<b>0</b>	<b>1</b>	<b>8</b>	<b>2.0</b>

## Player Averages

Games Played	Minutes/game	Points/game	FG Pct	3FG Pct	FT Pct	Rebounds/game	Assists/game	Turnovers/game	Assist/Turnover ratio	Steals/game	Blocks/game
4	10.7	2.0	12.5	0.0	75.0	2.8	0.3	0.5	0.5	0.3	0.0



# ENIYA RUSSELL

6-1 • Fr. • Guard • Baltimore, Md.

2

## Career Stats

SEASON TEAM	GP-GS	MIN	Field Goals		3-Point		F-Throws		Rebounds				Scoring							
			FG-FGA	FG%	3FG-FGA	3FG%	FT-FTA	FT%	OFF	DEF	TOT	AVG	PF	FO	AST	TO	BLK	STL	PTS	AVG
2020-21 USC	3-0	36	12.0	5-12	.417	1-2	.500	5-8	.625	0	4	4	1.3	4-0	3	2	0	0	16	5.3
<b>TOTAL</b>	<b>3-0</b>	<b>36</b>	<b>12.0</b>	<b>5-12</b>	<b>.417</b>	<b>1-2</b>	<b>.500</b>	<b>5-8</b>	<b>.625</b>	<b>0</b>	<b>4</b>	<b>4</b>	<b>1.3</b>	<b>4-0</b>	<b>3</b>	<b>2</b>	<b>0</b>	<b>0</b>	<b>16</b>	<b>5.3</b>

## High School Notables

- Ranked No. 43 overall in Class of 2020 by ESPN
- First-Team All-Metro from *Washington Post* (2020) and *Baltimore Sun* (2019)
- Scored 14.9 points per game as a senior

## Season Highlights

- Has played in three games this season
- Cracked double figures in her Carolina debut, scoring 14 points and snagging four rebounds against Charleston (Nov. 25)

## Awards

McDonald's All-America (2019-20)

## Miscellaneous

	Season	Career	Record
10+ Points	1	1	1-0

## Career Highs

Pts	14 vs. College of Charleston, 11/25/20
FG	4 vs. College of Charleston, 11/25/20
FGA	7 vs. College of Charleston, 11/25/20
3FG	1 vs. College of Charleston, 11/25/20
3FGA	2 vs. College of Charleston, 11/25/20
FT	5 vs. College of Charleston, 11/25/20
FTA	8 vs. College of Charleston, 11/25/20
Reb	4 vs. College of Charleston, 11/25/20
Blk	
Stl	
Asst	2 vs. College of Charleston, 11/25/20
Min	20 vs. College of Charleston, 11/25/20

## SEC Career Highs

Pts	
FG	
FGA	
3FG	
3FGA	
FT	
FTA	
Reb	
Stl	
Asst	
Min	

## GAME-BY-GAME

Opponent	Date	GS	MIN	Total		3-Pointers		Free throws		Rebounds				PF A T/O BLK STL PTS AVG						
				FG-FGA	PCT	3FG-FGA	PCT	FT-FTA	PCT	OFF	DEF	TOT	AVG	PF	A	T/O	BLK	STL	PTS	AVG
Col. of Charleston	11/25/2020		19:43	4-7	.571	1-2	.500	5-8	.625	0	4	4	4.0	3	2	1	0	0	14	14.0
vs South Dakota	11/28/2020		11:31	1-3	.333	0-0	.000	0-0	.000	0	0	0	2.0	1	1	0	0	0	2	8.0
NC State	12/03/2020		04:37	0-2	.000	0-0	.000	0-0	.000	0	0	0	1.3	0	0	1	0	0	0	5.3
<b>Totals</b>		<b>0</b>	<b>35:51</b>	<b>5-12</b>	<b>.417</b>	<b>1-2</b>	<b>.500</b>	<b>5-8</b>	<b>.625</b>	<b>0</b>	<b>4</b>	<b>4</b>	<b>1.3</b>	<b>4</b>	<b>3</b>	<b>2</b>	<b>0</b>	<b>0</b>	<b>16</b>	<b>5.3</b>

## Player Averages

Games Played	Minutes/game	Points/game	FG Pct	3FG Pct	FT Pct	Rebounds/game	Assists/game	Turnovers/game	Assist/Turnover ratio	Steals/game	Blocks/game
3	12.0	5.3	41.7	50.0	62.5	1.3	1.0	0.7	1.5	0.0	0.0



# VICTARIA SAXTON

6-2 • Jr. • Forward • Rome, Ga.

5

## Career Stats at South Carolina

SEASON TEAM	GP-GS	MIN/AVG	Field Goals		3-Point		F-Throws		Rebounds				Scoring						
			FG-FGA	FG%	3FG-FGA	3FG%	FT-FTA	FT%	OFF	DEF	TOT	AVG	PF-FO	AST	TO	BLK	STL	PTS	AVG
2018-19 USC	28-1	291/10.4	40-70	.571	0-0	.000	36-62	.581	51	32	83	3.0	41-0	5	19	35	14	116	4.1
2019-20 USC	33-0	509/15.4	69-121	.570	0-0	.000	39-68	.574	52	76	128	3.9	60-0	10	28	43	29	177	5.4
2020-21 USC	4-4	70/17.6	12-19	.632	0-0	.000	8-12	.667	9	15	24	6.0	9-0	3	5	7	5	32	8.0
<b>TOTAL</b>	<b>65-5</b>	<b>871/13.4</b>	<b>121-210</b>	<b>.576</b>	<b>0-0</b>	<b>.000</b>	<b>83-142</b>	<b>.585</b>	<b>112</b>	<b>123</b>	<b>235</b>	<b>3.6</b>	<b>110-0</b>	<b>18</b>	<b>52</b>	<b>85</b>	<b>48</b>	<b>325</b>	<b>5.0</b>

## Career Notables

- Steady contributor off the bench through her first two seasons
- Picked up first career double-double at Mizzou (1/16/20)
- Ranked No. 47 overall and No. 6 forward in the 2018 class
- Averaged 24.3 points and 14.9 rebounds as a senior, leading team to Georgia Class AA Final Four
- Finished high school career as Model's all-time leading scorer (2,622) and averaged a double-double throughout her career

## Season Highlights

- Team captain for the second-straight season
- Ranks seventh in SEC in blocks per game (1.8)
- Made her presence felt with a nine-point, six-rebound performance against #21/20 Gonzaga (Nov. 29)
- Tied her scoring career high in the season opener against Charleston (Nov. 25) scoring 19 points and pulled down a career-best 12 rebounds in the contest

## Awards

2019 SEC All-Freshman Team  
2x SEC Academic Honor Roll (2018-19, 2019-20)

## Miscellaneous

	Season	Career	Record
<b>Double-Doubles</b>	1	2	2-0
<b>10+ Points</b>	1	9	9-0
<b>10+ Rebound</b>	1	2	2-0
<b>5+ Blocks</b>	1	2	2-0
<b>Tm-High Points</b>	1	2	2-0
<b>Tm-High Rebs.</b>	1	4	4-0

## Career Highs

**Pts**..... 19, 2x, last vs. College of Charleston, 11/25/20  
**FG**..... 7, 2x, last vs. College of Charleston, 11/25/20  
**FGA**..... 9, 2x, last vs. College of Charleston, 11/25/20  
**FT**..... 8 vs. Georgia, 2/14/19  
**FTA**..... 8, 4x, last vs. College of Charleston, 11/25/20  
**Reb**..... 12 vs. College of Charleston, 11/25/20  
**Off Reb**..... 6, 2x, last vs. College of Charleston, 11/25/20  
**Blk**..... 5, 2x, last vs. College of Charleston, 11/25/20  
**Stl**..... 3, 2x, last vs. Auburn, 2/13/20  
**Asst**..... 2, 4x, last vs. College of Charleston, 11/25/20  
**Min**..... 27 vs. Kentucky, 2/21/19

## SEC Career Highs

**Pts**..... 19 at Arkansas, 2/3/19  
**FG**..... 7 at Arkansas, 2/3/19  
**FGA**..... 9 at Florida, 2/27/20  
**FT**..... 8 vs. Georgia, 2/14/19  
**FTA**..... 8, 3x, last vs. Vanderbilt, 2/17/20  
**Reb**..... 10 at Missouri, 1/16/20  
**Off Reb**..... 6 at Missouri, 1/16/20  
**Blk**..... 4 vs. Auburn, 2/13/20  
**Stl**..... 3 vs. Auburn, 2/13/20  
**Asst**..... 2 at Ole Miss, 1/30/20  
**Min**..... 27 vs. Kentucky, 2/21/19

## GAME-BY-GAME

Opponent	Date	GS	MIN	Total		3-Pointers		Free throws		Rebounds				PF A T/O BLK/STL				PTS	AVG	
				FG-FGA	PCT	3FG-3FGA	PCT	FT-FTA	PCT	OFF	DEF	TOT	AVG	PF	A	T/O	BLK			STL
Col. of Charleston	11/25/2020	*	19:00	7-9	.778	0-0	.000	5-8	.625	6	6	12	12.0	1	2	0	5	2	19	19.0
vs South Dakota	11/28/2020	*	14:52	2-5	.400	0-0	.000	0-0	.000	2	1	3	7.5	2	0	1	2	1	4	11.5
vs Gonzaga	11/29/2020	*	22:31	3-4	.750	0-0	.000	3-4	.750	1	5	6	7.0	2	1	3	0	2	9	10.7
NC State	12/03/2020	*	14:04	0-1	.000	0-0	.000	0-0	.000	0	3	3	6.0	4	0	1	0	0	0	8.0
<b>Totals</b>			<b>70:27</b>	<b>12-19</b>	<b>.632</b>	<b>0-0</b>	<b>.000</b>	<b>8-12</b>	<b>.667</b>	<b>9</b>	<b>15</b>	<b>24</b>	<b>6.0</b>	<b>9</b>	<b>3</b>	<b>5</b>	<b>7</b>	<b>5</b>	<b>32</b>	<b>8.0</b>

## Player Averages

Games Played	Minutes/game	Points/game	FG Pct	3FG Pct	FT Pct	Rebounds/game	Assists/game	Turnovers/game	Assist/Turnover ratio	Steals/game	Blocks/game
4	17.6	8.0	63.2	0.0	66.7	6.0	0.8	1.3	0.6	1.3	1.8



# OLIVIA THOMPSON

5-8 • So. • Guard • Lexington, S.C.

0

## Career Stats at South Carolina

SEASON	TEAM	GP-GS	MIN	Field Goals		3-Point		F-Throws		Rebounds				Scoring							
				FG-FGA	FG%	3FG-FGA	3FG%	FT-FTA	FT%	OFF	DEF	TOT	AVG	PF	FO	AST	TO	BLK	STL	PTS	AVG
2019-20	USC	22-0	112	5.1	13-41	.317	11-36	.306	0-0	.000	1	3	4	0.2	5-0	5	4	1	1	37	1.7
2020-21	USC	3-0	15	4.8	3-5	.600	2-3	.667	0-0	.000	0	0	0	0.0	1-0	0	1	0	0	8	2.7
<b>TOTAL</b>		<b>25-0</b>	<b>126</b>	<b>5.1</b>	<b>16-46</b>	<b>.348</b>	<b>13-39</b>	<b>.333</b>	<b>0-0</b>	<b>.000</b>	<b>1</b>	<b>3</b>	<b>4</b>	<b>0.2</b>	<b>6-0</b>	<b>5</b>	<b>5</b>	<b>1</b>	<b>1</b>	<b>45</b>	<b>1.8</b>

### Career Notables

- Began career as a walk-on and earned a scholarship prior to the 2020-21 season
- Great energy, great teammate
- Hit at least one 3-pointer in eight of her 22 games played as a freshman
- SCBCA Class 5A Player of the Year (2019)

### Season Highlights

- Has played in three games this season
- Scored five points in the season opener against Charleston (Nov. 25), including one bucket from beyond the arc

### Awards

SEC First-Year Academic Honor Roll (2019-20)

### Miscellaneous

	Season	Career	Record
10+ Points	0	1	1-0

### Career Highs

Pts	.....10 vs. Alabama State, 11/5/19
FG	.....4 vs. Alabama State, 11/5/19
FGA	.....7 vs. Alabama State, 11/5/19
3FG	.....2, 3x, last at Florida, 2/27/20
3FGA	.....6 at Ole Miss, 1/30/20
FT	.....
FTA	.....
Reb	.....1, 4x, last at Florida, 2/27/20
Blk	.....1 at Clemson, 11/24/19
Stl	.....1 vs. Arkansas, 3/7/20
Asst	.....2 vs. USC Upstate, 11/21/19
Min	.....14 at Ole Miss, 1/30/20

### SEC Career Highs

Pts	.....6, 2x, last at Florida, 2/27/20
FG	.....2, 2x last at Florida, 2/27/20
FGA	.....6, 2x, last vs. Vanderbilt, 2/17/20
3FG	.....2, 2x, last at Florida, 2/27/20
3FGA	.....6 at Ole Miss, 1/30/20
FT	.....
FTA	.....
Reb	.....1, 3x, last at Florida, 2/27/20
Blk	.....
Stl	.....
Asst	.....1, 2x, vs. Vanderbilt, 2/17/20
Min	.....14 at Ole Miss, 1/30/20

## GAME-BY-GAME

Opponent	Date	GS	MIN	Total		3-Pointers		Free throws		Rebounds				Other						
				FG-FGA	PCT	3FG-FGA	PCT	FT-FTA	PCT	OFF	DEF	TOT	AVG	PF	A	T/O	BLK	STL	PTS	AVG
Col. of Charleston	11/25/2020		08:34	2-4	.500	1-2	.500	0-0	.000	0	0	0	0.0	0	0	1	0	0	5	5.0
vs South Dakota	11/28/2020		05:46	1-1	1.000	1-1	1.000	0-0	.000	0	0	0	0.0	1	0	0	0	0	3	4.0
NC State	12/03/2020		00:11	0-0	.000	0-0	.000	0-0	.000	0	0	0	0.0	0	0	0	0	0	0	2.7
<b>Totals</b>		<b>0</b>	<b>14:31</b>	<b>3-5</b>	<b>.600</b>	<b>2-3</b>	<b>.667</b>	<b>0-0</b>	<b>.000</b>	<b>0</b>	<b>0</b>	<b>0</b>	<b>0.0</b>	<b>1</b>	<b>0</b>	<b>1</b>	<b>0</b>	<b>0</b>	<b>8</b>	<b>2.7</b>

### Player Averages

Games Played	Minutes/game	Points/game	FG Pct	3FG Pct	FT Pct	Rebounds/game	Assists/game	Turnovers/game	Assist/Turnover ratio	Steals/game	Blocks/game
3	4.8	2.7	60.0	66.7	0.0	0.0	0.0	0.3	0.0	0.0	0.0





# ELYSA WESOLEK

6-1 • Jr. • Forward • Charleston, S.C.

# 32

## Career Stats at South Carolina

SEASON	TEAM	GP-GS	MIN	Field Goals		3-Point		F-Throws		Rebounds				Scoring						
				FG-FGA	FG%	3FG-FGA	3FG%	FT-FTA	FT%	OFF	DEF	TOT	AVG	PF	FO	AST	TO	BLK	STL	PTS
2018-19	USC	12-0	52/4.4	7-20	.350	3-10	.300	6-7	.857	8	2	10	0.8	14-0	2	4	1	1	23	1.9
2019-20	USC	20-0	100/5.0	11-29	.379	4-13	.308	2-2	1.000	4	12	16	0.8	11-0	4	9	1	3	28	1.4
2020-21	USC	2-0	17/8.4	1-1	1.000	0-0	.000	0-0	.000	2	3	5	2.5	4-0	0	0	2	0	2	1.0
<b>TOTAL</b>		<b>34-0</b>	<b>169/5.0</b>	<b>19-50</b>	<b>.380</b>	<b>7-23</b>	<b>.304</b>	<b>8-9</b>	<b>.889</b>	<b>14</b>	<b>17</b>	<b>31</b>	<b>0.9</b>	<b>29-0</b>	<b>6</b>	<b>13</b>	<b>4</b>	<b>4</b>	<b>53</b>	<b>1.6</b>

### Career Notables

- Hard worker who does what the team needs and keeps a good attitude
- Four-year starter at Northwood Academy including three seasons winning South Carolina Independent School Association (SCISA) 3A state championship (2015, 2016, 2017)
- Amassed over 1,000 points in her high school career, including averaging 18.5 points as a senior

### Season Highlights

- Impressed coaches in preseason with offseason work and improvement
- Has played in two games this season
- Played a career-high 16 minutes in the season opener against Charleston (Nov. 25), notching new career bests in rebounds (4) and blocks (2)

### Awards

2x SEC Academic Honor Roll (2018-19, 2019-20)

### Miscellaneous

	Season	Career	Record
10+ Points	0	1	1-0

### Career Highs

Pts	10 vs. ETSU, 11/22/18
FG	3, 2x, last vs. Alabama State, 11/5/19
FGA	5 at Alabama State, 11/11/18
3FG	2 vs. ETSU, 11/22/18
3FGA	3 at Alabama State, 11/11/18
FT	3 at Alabama State, 11/11/18
FTA	3 at Alabama State, 11/11/18
Reb	4 vs. College of Charleston, 11/25/20
Blk	2 vs. College of Charleston, 11/25/20
Stl	2 vs. USC Upstate, 11/21/19
Asst	1, 6x, last at Missouri, 1/16/20
Min	16 vs. College of Charleston, 11/25/20

### SEC Career Highs

Pts	5, 2x, last vs. Vanderbilt, 2/17/20
FG	2 vs. Vanderbilt, 2/17/20
FGA	3, 3x, last vs. Vanderbilt, 2/17/20
3FG	1 at Ole Miss, 1/30/20
3FGA	2 at Ole Miss, 1/30/20
FT	2 at Ole Miss, 1/30/20
FTA	2 at Ole Miss, 1/30/20
Reb	2, 2x, last vs. Auburn, 2/13/20
Blk	1, 2x, last at Ole Miss, 1/30/20
Stl	
Asst	1 at Missouri, 1/16/20
Min	12 vs Vanderbilt, 2/17/20

## GAME-BY-GAME

Opponent	Date	GS	MIN	Total		3-Pointers		Free throws		Rebounds				PF						
				FG-FGA	PCT	3FG-3FGA	PCT	FT-FTA	PCT	OFF	DEF	TOT	AVG	A	T/O	BLK	STL	PTS	AVG	
Col. of Charleston	11/25/2020		15:38	1-1	1.000	0-0	.000	0-0	.000	2	2	4	4.0	3	0	0	2	0	2	2.0
vs South Dakota	11/28/2020		01:13	0-0	.000	0-0	.000	0-0	.000	0	1	1	2.5	1	0	0	0	0	0	1.0
<b>Totals</b>		<b>0</b>	<b>16:51</b>	<b>1-1</b>	<b>1.000</b>	<b>0-0</b>	<b>.000</b>	<b>0-0</b>	<b>.000</b>	<b>2</b>	<b>3</b>	<b>5</b>	<b>2.5</b>	<b>4</b>	<b>0</b>	<b>0</b>	<b>2</b>	<b>0</b>	<b>2</b>	<b>1.0</b>

### Player Averages

Games Played	Minutes/game	Points/game	FG Pct	3FG Pct	FT Pct	Rebounds/game	Assists/game	Turnovers/game	Assist/Turnover ratio	Steals/game	Blocks/game
2	8.4	1.0	100.0	0.0	0.0	2.5	0.0	0.0	0.0	0.0	1.0



Official Basketball Box Score - Final
Col. of Charleston at South Carolina

Game Time: 12:00 PM
Game Duration: 2:14
Attendance: 3,500

Officials: Dawn Marsh, Luis Gonzalez, Salf Esbo

Table with columns: NO. Name, Min, FG, 3P, FT, Rebounds, Fouls, TP, AS, TO, ST, Blocks, +/-

Shooting By Period table with columns: 1st, 2nd, 3rd, 4th, GM, FT, 3PT

Technical Fouls:NONE

Dead Ball Rebounds: 6.1

Table with columns: NO. Name, Min, FG, 3P, FT, Rebounds, Fouls, TP, AS, TO, ST, Blocks, +/-

Shooting By Period table with columns: 1st, 2nd, 3rd, 4th, GM, FT, 3PT

Technical Fouls:NONE

Dead Ball Rebounds: 11.0

Summary table with columns: Biggest lead, Best Scoring Run, Lead Changes, Times Tied, Time with Lead



Official Basketball Box Score - Final
South Dakota at South Carolina

Game Time: 2:00 PM
Game Duration: 1:57

Officials: Mary Cook, Marcus Clayton, Maria Ann Gearhart

Table with columns: NO. Name, Min, FG, 3P, FT, Rebounds, Fouls, TP, AS, TO, ST, Blocks, +/-

Shooting By Period table with columns: 1st, 2nd, 3rd, 4th, GM, FT, 3PT

Technical Fouls:NONE

Dead Ball Rebounds: 6.2

Table with columns: NO. Name, Min, FG, 3P, FT, Rebounds, Fouls, TP, AS, TO, ST, Blocks, +/-

Shooting By Period table with columns: 1st, 2nd, 3rd, 4th, GM, FT, 3PT

Technical Fouls:NONE

Dead Ball Rebounds: 11.1

Summary table with columns: Biggest lead, Best Scoring Run, Lead Changes, Times Tied, Time with Lead



Official Basketball Box Score - Final
South Carolina at Gonzaga

Game Time: 2:00 PM
Game Duration: 1:57

Officials: Marcus Clayton, Maria Ann Gearhart, Robert Miles

Table with columns: NO. Name, Min, FG, 3P, FT, Rebounds, Fouls, TP, AS, TO, ST, Blocks, +/-

Shooting By Period table with columns: 1st, 2nd, 3rd, 4th, GM, FT, 3PT

Technical Fouls:NONE

Dead Ball Rebounds: 8.0

Table with columns: NO. Name, Min, FG, 3P, FT, Rebounds, Fouls, TP, AS, TO, ST, Blocks, +/-

Shooting By Period table with columns: 1st, 2nd, 3rd, 4th, GM, FT, 3PT

Technical Fouls:NONE

Dead Ball Rebounds: 5.0

Summary table with columns: Biggest lead, Best Scoring Run, Lead Changes, Times Tied, Time with Lead



Official Basketball Box Score - Final
NC State at South Carolina

Game Time: 7:00 PM
Game Duration: 1:53
Attendance: 3,500

Officials: Dee Kanter, Karen Presto, Angelica Sulfren

Table with columns: NO. Name, Min, FG, 3P, FT, Rebounds, Fouls, TP, AS, TO, ST, Blocks, +/-

Shooting By Period table with columns: 1st, 2nd, 3rd, 4th, GM, FT, 3PT

Technical Fouls:NONE

Dead Ball Rebounds: 1.2

Table with columns: NO. Name, Min, FG, 3P, FT, Rebounds, Fouls, TP, AS, TO, ST, Blocks, +/-

Shooting By Period table with columns: 1st, 2nd, 3rd, 4th, GM, FT, 3PT

Technical Fouls:NONE

Dead Ball Rebounds: 5.0

Summary table with columns: Biggest lead, Best Scoring Run, Lead Changes, Times Tied, Time with Lead





**2020-21 South Carolina Women's Basketball**  
**Points-rebounds-assists**  
**All games**

Page 1/1  
 as of Dec 04, 2020

Opponent	Date	Score	0	1	2	3	4	5	11	12	15	24	32
			THOMPSON, O	COOKE, ZIA	RUSSELL, EN	HENDERSON, J	BOSTON, ALI	SAXTON, VIC	LITTLETON, J	BEAL, BREANNA	AMHERST, LA	GRISSETT, L	WESOLEK, EL
CC	11/25/2020	119-38	W 5-0-0	18-1-3	14-4-2	11-6-5	11-12-1	19-12-2	7-8-0	8-2-1	11-11-2	13-10-3	2-4-0
vs SD	11/28/2020	81-71	W 3-0-0	19-5-1	2-0-1	19-9-3	12-8-4	4-3-0	0-0-0	3-5-3	11-9-1	8-5-1	0-1-0
vs Gonz	11/29/2020	79-72	W DNP	16-4-4	DNP	23-3-2	10-5-0	9-6-1	1-1-1	12-7-1	6-4-2	2-2-1	DNP
NCSU	12/03/2020	46-54	L 0-0-0	11-5-1	0-0-0	2-7-6	9-9-0	0-3-0	0-2-0	5-4-0	11-15-2	8-3-0	DNP



**2020-21 South Carolina Women's Basketball  
Combined Team Statistics  
All games**

Page 1/1  
as of Dec 04, 2020

**Game Records**

Record	Overall	Home	Away	Neutral
ALL GAMES	3-1	1-1	0-0	2-0
CONFERENCE	0-0	0-0	0-0	0-0
NON-CONFERENCE	3-1	1-1	0-0	2-0

**Score by Periods**

Team	1st	2nd	3rd	4th	OT	TOT
South Carolina	86	71	98	70	0	325
Opponents	55	57	52	71	0	235

**Team Box Score**

No.	Player	Total			3-Point		F-Throw		Rebounds				Other Stats									
		GP-GS	MIN	AVG	FG-FGA	FG%	3FG-FGA	3FG%	FT-FTA	FT%	OFF	DEF	TOT	AVG	PF	DQ	A	TO	BLK	STL	PTS	AVG
1	COOKE, Zia	4-4	125:12	31.3	21-62	.339	7-16	.438	15-19	.789	2	13	15	3.8	3	0	9	10	0	4	64	16.0
3	HENDERSON, Destanni	4-4	118:57	29.7	19-44	.432	2-9	.222	15-20	.750	5	20	25	6.3	6	0	16	7	2	4	55	13.8
4	BOSTON, Aliyah	4-4	110:32	27.6	17-40	.425	1-4	.250	7-12	.583	12	22	34	8.5	12	0	5	6	3	5	42	10.5
15	AMIHERE, Laeticia	4-0	104:11	26.0	14-37	.378	0-4	.000	11-23	.478	15	24	39	9.8	11	0	7	7	8	0	39	9.8
5	SAXTON, Victaria	4-4	70:27	17.6	12-19	.632	0-0	.000	8-12	.667	9	15	24	6.0	9	0	3	5	7	5	32	8.0
24	GRISSETT, Lele	4-0	68:32	17.1	13-17	.765	0-0	.000	5-15	.333	10	10	20	5.0	12	1	5	2	3	4	31	7.8
12	BEAL, Brea	4-4	94:25	23.6	12-26	.462	0-1	.000	4-11	.364	8	10	18	4.5	8	0	5	4	3	3	28	7.0
2	RUSSELL, Eniya	3-0	35:51	12.0	5-12	.417	1-2	.500	5-8	.625	0	4	4	1.3	4	0	3	2	0	0	16	5.3
0	THOMPSON, Olivia	3-0	14:31	4.8	3-5	.600	2-3	.667	0-0	.000	0	0	0	0.0	1	0	0	1	0	0	8	2.7
11	LITTLETON, Destiny	4-0	42:36	10.7	1-8	.125	0-5	.000	6-8	.750	1	10	11	2.8	4	0	1	2	0	1	8	2.0
32	WESOLEK, Elysa	2-0	16:51	8.4	1-1	1.000	0-0	.000	0-0	.000	2	3	5	2.5	4	0	0	0	2	0	2	1.0
Team											9	4	13				1					
<b>Total</b>		<b>4</b>	<b>802</b>		<b>118-271</b>	<b>.435</b>	<b>13-44</b>	<b>.295</b>	<b>76-128</b>	<b>.594</b>	<b>73</b>	<b>135</b>	<b>208</b>	<b>52.0</b>	<b>74</b>	<b>1</b>	<b>54</b>	<b>47</b>	<b>28</b>	<b>26</b>	<b>325</b>	<b>81.3</b>
<b>Opponents</b>		<b>4</b>	<b>800</b>		<b>91-264</b>	<b>.345</b>	<b>16-75</b>	<b>.213</b>	<b>37-69</b>	<b>.536</b>	<b>51</b>	<b>92</b>	<b>143</b>	<b>35.8</b>	<b>100</b>	<b>5</b>	<b>45</b>	<b>50</b>	<b>18</b>	<b>17</b>	<b>235</b>	<b>58.8</b>

**Team Statistics**

	USC	OPP
<b>Scoring</b>	<b>325</b>	<b>235</b>
Points per game	81.3	58.8
Scoring margin	+22.5	-
<b>Field goals-att</b>	<b>118-271</b>	<b>91-264</b>
Field goal pct	.435	.345
<b>3 point fg-att</b>	<b>13-44</b>	<b>16-75</b>
3-point FG pct	.295	.213
3-pt FG made per game	3.3	4.0
<b>Free throws-att</b>	<b>76-128</b>	<b>37-69</b>
Free throw pct	.594	.536
F-Throws made per game	19.0	9.3
<b>Rebounds</b>	<b>208</b>	<b>143</b>
Rebounds per game	52.0	35.8
Rebounding margin	+16.3	-
<b>Assists</b>	<b>54</b>	<b>45</b>
Assists per game	13.5	11.3
<b>Turnovers</b>	<b>47</b>	<b>50</b>
Turnovers per game	11.8	12.5
Turnover margin	+0.8	-
Assist/turnover ratio	1.1	0.9
<b>Steals</b>	<b>26</b>	<b>17</b>
Steals per game	6.5	4.3
<b>Blocks</b>	<b>28</b>	<b>18</b>
Blocks per game	7.0	4.5
<b>Winning streak</b>	<b>0</b>	<b>-</b>
Home win streak	0	-
<b>Attendance</b>	<b>7000</b>	<b>0</b>
Home games-Avg/Game	2-3500	0-0
Neutral site-Avg/Game	-	2-0

**Team Results**

Date	Opponent		Score	Att.
11/25/2020	Col. of Charleston	W	119-38	3500
11/28/2020	vs South Dakota	W	81-71	0
11/29/2020	vs Gonzaga	W	79-72	0
12/03/2020	NC State	L	46-54	3500