

## GAME 15 | SUNDAY, JANUARY 31, 2021

**#4/3 SOUTH CAROLINA (13-1, 8-0) VS. ALABAMA (12-3, 5-3)**  
 3 P.M. | COLUMBIA, S.C. | COLONIAL LIFE ARENA (3,500)  


---

 TV: SECN | RADIO: 107.5 THE GAME  
 LIVE STATS: GAMECOCKS.STATBROADCAST.COM

### ABOUT TODAY'S GAME

- South Carolina has won its last 17 games against Alabama, which is every game of the Dawn Staley era.
- South Carolina is looking for its 25th straight SEC regular-season victory tonight, which would be its longest SEC win streak in program history. Including three wins in the 2020 SEC Tournament, the Gamecocks have defeated an SEC opponent 27 straight games.

### GAMECOCK NOTABLES

- The Gamecocks is locked in defensively in SEC play, leading the league in scoring defense (60.1 ppg) and field goal percentage defense (.372). Just one conference rival has scored more than 70 points (#15/16 Arkansas, 82), and, in fact, just two non-conference opponents exceeded that mark as well – vs. South Dakota 71, vs. #21/20 Gonzaga 72. All three games still yielded South Carolina victories.
- The Gamecocks' offense may be dominated by its two preseason national player of the year candidates Aliyah Boston and Zia Cooke, but Staley's sustained success has long been built on multi-faceted teams. In the last three games, six different Gamecocks have scored in double figures at least once, even as the team's total scoring dipped below 70 for the first time in SEC play in two of those outings. In the last five games, all five starters averaged double-figure points.
- Called "low maintenance and high performance" by her head coach, team captain Victoria Saxton has proven she can more than hold her own in a star-studded starting lineup. She has more than doubled her previous career scoring average (4.8 ppg) to post 10.3 ppg this season to go with her 6.6 rebounds per game while shooting 61.2 percent from the field. Saxton has four double-digit rebound games and has scored in double figures six times, including three of the last five games. Her 13-point, 11-rebound double-double at #21/19 Mississippi State (Jan. 28) was her first against a ranked opponent and included six offensive boards.
- Unanimous AP Preseason All-American Aliyah Boston is making a strong case for player of the year honors both in the SEC and the country. Averaging a double-double for the season (14.2 ppg/11.4 rpg) against SEC teams (16.3/12.6) and against ranked opponents (14.3/11.4), she has posted seven double-doubles (19th in the country), including five in the Gamecocks' eight SEC games. She has pulled in double-figure rebounds in eight straight games, the longest streak by a Gamecock since Alaina Coates' 10-game stretch Jan. 3-Feb. 4, 2016, which also came against all SEC teams, including five ranked opponents.
- Sophomore Zia Cooke seems to be shaking off her brief scoring slump, hitting double figures in the last three games with her field goal percentage back on the uptick, especially when the game is in the balance. Thursday at #21/19 Mississippi State, she was 5-of-11 in the first half for 13 of her game-high 19 points in the victory. The young guard has been locked in on film study with Staley to continue to evaluate everything from her shot selection and non-scoring contributions to her body language during games.
- Senior LeLe Grissett has been a bit of Swiss Army Knife this season, playing everywhere from point guard to power forward. She has been especially strong in the last two games, averaging 9.5 points on 58.3 percent shooting, 2.0 assists and 4.0 rebounds.

## GAMECOCKS

13-1, 8-0 SEC  
**Ranking:** 4/3 (AP/Coaches)  
**Head Coach:** Dawn Staley  
**Record at SC:** 318-99 (13th)  
**Career Record:** 490-179 (21st)  
**Top Scorer:** Zia Cooke (15.8)  
**Top Rebounder:** Aliyah Boston (11.4)



## CRIMSON TIDE

12-3, 5-3 SEC  
**Ranking:** -/- (AP/Coaches)  
**Head Coach:** Kristy Curry  
**Record at UA:** 128-111 (8th)  
**Career Record:** 437-260 (22nd)  
**Top Scorer:** Jasmine Walker (20.1)  
**Top Rebounder:** Jasmine Walker (10.2)



## SCHEDULE/RESULTS

Nov. 25	Charleston (SECN+)	119-38
<i>Women's Bad Boy Mowers Crossover Classic</i>		
Nov. 28	vs. South Dakota	W, 81-71
Nov. 29	vs. #21/20 Gonzaga	W, 79-72
Dec. 3	#8/6 NC State (ESPN2)	L, 46-54
<i>SEC/Big 12 Challenge</i>		
Dec. 6	at #23/18 Iowa State (ESPNU)	W, 83-65
Dec. 17	Temple (SECN)	W, 103-41
Dec. 31	Florida* (ESPNU)	W, 75-59
Jan. 4	at Alabama (SECN)	W, 77-60
Jan. 10	at #10/8 Kentucky* (ESPN)	W, 75-70
Jan. 14	at Vanderbilt* (SECN+)	W, 106-43
Jan. 18	#15/16 Arkansas* (ESPN2)	W, 104-82
Jan. 21	#22/23 Georgia* (SECN)	W, 62-50
Jan. 24	at LSU* (SECN)	W, 69-65
Jan. 28	at #21/19 Mississippi St* (ESPN)	W, 75-52
Jan. 31	Alabama* (SECN)	3 p.m.
Feb. 4	at Auburn* (SECN+)	7 p.m.
Feb. 8	at UConn (FS1)	7 p.m.
Feb. 11	Missouri* (SECN)	7 p.m.
Feb. 14	LSU* (SECN)	Noon
Feb. 18	at Tennessee (SECN)	7 p.m.
Feb. 21	Kentucky* (ESPN)	3 p.m.
Feb. 25	Ole Miss*	TBA
Feb. 28	at Texas A&M* (ESPN2)	2 p.m.
Mar. 3-7	SEC Tournament (Greenville, S.C.)	TBA












All Times Listed as Eastern and are subject to change  
 \* indicates SEC Game  
 SECN is SEC Network; SECN+ is SEC Network online via ESPN app

<b>6</b>	<b>11</b>	<b>25</b>	<b>45.6</b>	<b>50.8</b>
South Carolina's six wins over nationally ranked opponents are the most in the country. Four of those victories came on the road or a neutral court.	The Gamecocks have attempted 20 or more free throws in 11 games this season, including seven of eight SEC games.	The Gamecocks have appeared in the top five of the last 25 AP Polls, the longest active streak in the country.	In SEC play, Destanni Henderson touches 45.6 percent of the Gamecocks fast break points (21.4 ppg). She has scored 5.8 ppg and assisted on 4.0 ppg.	South Carolina's 50.8 rebounds per game lead the nation, and its SEC-best 18.3 offensive rebounds per game are fourth.

## TALE OF THE TAPE

SOUTH CAROLINA	82.4	.456	.330	.636	15.5	58.7	.355	.241	+17.7	14.9	+1.1	7.5	7.6
	Points	FG%	3FG%	FT%	FTM per Game	Scoring Def.	FG% Def.	3FG% Def.	Reb. Margin	Assists	TO Margin	Blocks	Steals
ALABAMA	76.1	.439	.349	.759	15.5	65.8	.410	.341	+3.1	15.3	+0.2	2.5	5.7

# 2020-21 SOUTH CAROLINA MEDIA ROSTER

<b>0</b>		<p><b>Olivia Thompson</b> 5-8 • So. • Guard • Lexington, S.C.</p> <p>PPG <b>1.5</b> RPG <b>0.5</b> APG <b>0.1</b> FG% <b>.400</b> FT% <b>—</b></p>	<p><b>LAST GM:</b> 3 pts, 1 min at Miss. State <b>NOTABLE:</b> Good outside shooter ... has played in 11 games this season, hitting a 3 in four ... 2019 SCBCA Class 5A Player of the Year and SC HS Sports Report co-Statewide Player of the Year.</p>	<p><b>Career Highs</b> <b>Pts:</b> 10 vs. Alabama St, 11/5/19 <b>Asst:</b> 2 vs. USC Upstate, 11/21/19 <b>Stl:</b> 1, 2x, at Alabama, 1/4/21 <b>Reb:</b> 2 vs. Florida, 12/31/20 <b>Min:</b> 14 at Ole Miss, 1/30/20</p>
<b>1</b>		<p><b>Zia Cooke</b> 5-9 • So. • Guard • Toledo, Ohio <i>ZY-uh COOK</i></p> <p>PPG <b>15.8</b> RPG <b>2.8</b> APG <b>2.4</b> FG% <b>.406</b> FT% <b>.776</b></p>	<p><b>LAST GM:</b> 19 pts, 3 assts, 2 stls at Miss. State <b>NOTABLE:</b> Explosive, athletic guard who finds the rim and has great body control ... 11th in SEC in ppg, 9th in FT% ... 11 games of 10+ points, including two 20-point games ... Naismith, Wade and Wooden Watch Lists.</p>	<p><b>Career Highs</b> <b>Pts:</b> 27 at Dayton 11/13/19 <b>Reb:</b> 7 at Dayton, 11/13/19 <b>Asst:</b> 5, 2x, vs. Florida, 12/31/20 <b>Stl:</b> 4 vs. USC Upstate, 11/21/19 <b>Min:</b> 37, 2x, at LSU, 1/24/21</p>
<b>2</b>		<p><b>Eniya Russell</b> 6-1 • Fr. • Guard • Baltimore, Md. <i>ih-NYE-uh</i></p> <p>PPG <b>3.8</b> RPG <b>1.2</b> APG <b>0.5</b> FG% <b>.409</b> FT% <b>.526</b></p>	<p><b>LAST GM:</b> 2 pts, 1 reb, 2 mins at Miss. State <b>NOTABLE:</b> Good passer, can shoot deep 3, gets to the rim, strong pull-up game ... has played in 13 games, including all 8 in SEC ... 2 games of 10+ points ... scored 14.9 points per game as a high school senior.</p>	<p><b>Career Highs</b> <b>Pts:</b> 14 vs. Charleston, 11/25/20 <b>Reb:</b> 4 vs. Charleston, 11/25/20 <b>Asst:</b> 2 vs. Charleston, 11/25/20 <b>Stl:</b> 2, 2x, at Vandy, 1/14/21 <b>Min:</b> 20, 2x, at Vandy, 1/14/21</p>
<b>3</b>		<p><b>Destanni Henderson</b> 5-7 • Jr. • Guard • Fort Myers, Fla. <i>DES-tuh-nee</i></p> <p>PPG <b>12.1</b> RPG <b>5.5</b> APG <b>5.6</b> FG% <b>.430</b> FT% <b>.810</b></p>	<p><b>LAST GM:</b> 6 pts, 4 rebs, 2 assts at Miss. State <b>NOTABLE:</b> Confident, explosive guard ... 1st in SEC in apg, 6th in A:TO (2.3)... in SEC games - 6.1 apg (1st), 2.0 A:TO (7th), 5.6 rpg (20th) ... Crossover Classic MVP ... 2020 SEC All-Tournament, 2019 SEC All-Freshman Team.</p>	<p><b>Career Highs</b> <b>Pts:</b> 23 vs. Gonzaga, 11/29/20 <b>Reb:</b> 9 vs. S. Dakota, 11/28/20 <b>Asst:</b> 10 vs. Arkansas, 1/18/21 <b>Stl:</b> 5 at Temple, 12/7/19 <b>Min:</b> 38, 3x, at Kentucky, 1/10/21</p>
<b>4</b>		<p><b>Aliyah Boston</b> 6-5 • So. • For. • St. Thomas, U.S.V.I. <i>uh-LEE-uh</i></p> <p>PPG <b>14.2</b> RPG <b>11.4</b> BPG <b>3.1</b> FG% <b>.494</b> FT% <b>.698</b></p>	<p><b>LAST GM:</b> 6 pts, 12 rebs, 3 blks at Miss. State <b>NOTABLE:</b> Captain ... physical, loves contact, good range ... 15th in NCAA in rpg, 2nd in SEC; 9th in NCAA in bpg, 1st in SEC ... vs. SEC 16.3 ppg (11th), 12.7 rpg (2nd), 4.6 bpg (1st) ... Preseason All-America, Naismith, Wade, Wooden Watch Lists.</p>	<p><b>Career Highs</b> <b>Pts:</b> 28 vs. Florida, 12/31/20 <b>Reb:</b> 25 vs. Arkansas, 1/9/20 <b>Blk:</b> 10, 2x, vs. Georgia, 1/21/21 <b>Stl:</b> 4, 2x, S. Dakota, 11/28/20 <b>Min:</b> 36, 2x, at LSU, 1/24/21</p>
<b>5</b>		<p><b>Victoria Saxton</b> 6-2 • Jr. • Forward • Rome, Ga. <i>vic-TAR-ee-uh</i></p> <p>PPG <b>10.3</b> RPG <b>6.6</b> BPG <b>1.8</b> FG% <b>.612</b> FT% <b>.533</b></p>	<p><b>LAST GM:</b> 13 pts, 11 rebs, 2 assts at Miss. State <b>NOTABLE:</b> Team captain ... lithe, athletic forward, quick off the floor, great rebounder and shot blocker ... 4th in SEC in bpg, 17th in rpg, 5th in off. rpg (3.0) ... 6 games of 10+ points, 4 games of 10+ rebs ... 2019 SEC All-Freshman Team.</p>	<p><b>Career Highs</b> <b>Pts:</b> 20 at Vandy, 1/14/21 <b>Reb:</b> 12, 2x, vs. Florida, 12/31/20 <b>Blk:</b> 5, 2x, Charleston, 11/25/20 <b>Stl:</b> 3, 3x, vs. Florida, 12/31/20 <b>Min:</b> 32 at Iowa State, 12/6/20</p>
<b>11</b>		<p><b>Destiny Littleton</b> 5-9 • Jr. • Guard • San Diego, Calif.</p> <p>PPG <b>3.1</b> RPG <b>3.0</b> APG <b>1.0</b> FG% <b>.323</b> FT% <b>.750</b></p>	<p><b>LAST GM:</b> 2 pts, 2 assts, 8 mins at Miss. State <b>NOTABLE:</b> Big guard, good scorer/shooter ... returning from procedure to alleviate chronic ankle issues while sitting out last season due to NCAA transfer rules ... played in 12 games, including six SEC.</p>	<p><b>Career Highs</b> <b>Pts:</b> 22 vs. Northwestern St, 12/29/18* <b>Reb:</b> 8, 2x, vs. Charleston, 11/25/20 <b>Asst:</b> 7 vs. Northwestern St, 12/29/18* <b>Stl:</b> 3, 2x, at Oklahoma St, 2/12/19* <b>Min:</b> 34, 2x, vs. Kansas St, 2/17/19* <small>* indicates set prior to South Carolina</small></p>
<b>12</b>		<p><b>Brea Beal</b> 6-1 • So. • Guard • Rock Island, Ill. <i>BREE</i></p> <p>PPG <b>8.9</b> RPG <b>4.6</b> APG <b>1.4</b> FG% <b>.453</b> FT% <b>.515</b></p>	<p><b>LAST GM:</b> 6 pts, 5 rebs, 1 stl at Miss. State <b>NOTABLE:</b> Big, physical guard who got stronger in offseason ... brings intangibles, incredible competitiveness ... takes toughest defensive assignment ... last 5 gms - 12.8 ppg, .500 FG%, .467 3FG% ... Cheryl Miller Award Watch List.</p>	<p><b>Career Highs</b> <b>Pts:</b> 22 vs. Arkansas, 1/18/21 <b>Reb:</b> 13 at Missouri, 1/16/20 <b>Asst:</b> 4, 3x, at LSU, 1/24/21 <b>Stl:</b> 3, 4x, vs. Miss. State, 1/20/20 <b>Min:</b> 35 vs. Arkansas, 1/18/21</p>
<b>15</b>		<p><b>Laeticia Amihere</b> 6-4 • So. • For. • Mississauga, Ontario <i>luh-TEE-shuh ah-MEE-hear</i></p> <p>PPG <b>6.9</b> RPG <b>5.4</b> BPG <b>1.2</b> FG% <b>.372</b> FT% <b>.614</b></p>	<p><b>LAST GM:</b> 7 pts, 7 rebs, 2 assts at Miss. State <b>NOTABLE:</b> Explosive, athletic forward with solid guard skills ... growing confidence with more game action ... 9th in SEC in bpg ... in SEC games, 8th in bpg (1.1) ... 10+ points 6 times, 10+ rebounds 2 times, 3+ blocks 3 times.</p>	<p><b>Career Highs</b> <b>Pts:</b> 16 at Ole Miss, 1/30/20 <b>Reb:</b> 15 vs. NC State, 12/3/20 <b>Blk:</b> 3, 7x, vs. Arkansas, 1/18/21 <b>Stl:</b> 4 vs. Georgia, 1/21/21 <b>Min:</b> 30 vs. S. Dakota, 11/28/20</p>
<b>24</b>		<p><b>LeLe Grissett</b> 6-2 • Sr. • G/F • Durham, N.C. <i>LEE-lee grih-SET</i></p> <p>PPG <b>7.1</b> RPG <b>4.9</b> APG <b>1.2</b> FG% <b>.569</b> FT% <b>.462</b></p>	<p><b>LAST GM:</b> 11 pts, 5 rebs, 1 stl at Miss. State <b>NOTABLE:</b> Long, versatile and high-energy guard who can play any position on the floor, including recent time at point guard... aggressive perimeter defender... "big guard" who can score in the post and rebounds well.</p>	<p><b>Career Highs</b> <b>Pts:</b> 22 at Vanderbilt, 1/18/18 <b>Reb:</b> 12 at Vandy, 1/14/21 <b>Asst:</b> 4, 2x, vs. Arkansas, 3/7/20 <b>Stl:</b> 4, 2x, vs. Georgia, 3/6/20 <b>Min:</b> 29 vs. Tennessee, 1/14/18</p>
<b>32</b>		<p><b>Elysa Wesolek</b> 6-1 • Jr. • Forward • Charleston, S.C. <i>uh-LISS-uh WES-uh-leck</i></p> <p>PPG <b>0.7</b> RPG <b>1.4</b> BPG <b>0.3</b> FG% <b>.375</b> FT% <b>.000</b></p>	<p><b>LAST GM:</b> 3 mins at Miss. State <b>NOTABLE:</b> Solid shooting forward ... has played in 9 games, scoring in two ... appeared in 20 games in 2019-20, including 10 of 16 SEC contests ... has one double-figure scoring game in her career ... 2018 SCISA Miss Basketball.</p>	<p><b>Career Highs</b> <b>Pts:</b> 10 vs. ETSU, 11/22/18 <b>Reb:</b> 2, 9x, vs. Georgia, 1/21/21 <b>Asst:</b> 1, 6x, at Missouri, 1/16/20 <b>Stl:</b> 2 vs. USC Upstate, 11/21/19 <b>Min:</b> 13 at Vandy, 1/14/21</p>

## QUICK FACTS

### The University

**Location:** Columbia, S.C.  
**Founded:** 1801  
**Enrollment:** 33,176  
**Colors:** Garnet (PMS 202C) and Black  
**Nickname:** Gamecocks  
**Conference:** Southeastern  
**President:** Bob Caslen  
**Athletics Director:** Ray Tanner  
**Facility:** Colonial Life Arena (18,000)

### Coaching Staff

**Head Coach:** Dawn Staley  
**Alma Mater:** Virginia, 1992  
**Overall Record:** 490-179 (21st season)  
**School Record:** 318-99 (13th season)  
**Assoc. Head Coach, Alma Mater:**  
 Lisa Boyer, Ithaca, 1979 (13th season)  
**Assistant Coaches, Alma Mater:**  
 Fred Chmiel, Excelsior, 2001 (6th season)  
 Jolette Law, Iowa, 1990 (4th season)

### Team Information

**2019-20 Record:** 32-1  
 Home: 15-0 Away: 12-0 Neutral: 5-1  
**SEC Record (Finish):** 16-0 (1st)  
 Home: 8-0 Away: 8-0  
**Letterwinners Returning/Lost:** 9/2  
**Starters Returning/Lost:** 3/2

### Program History

**First Year of Women's Basketball:** 1974-75  
**All-Time Record:** 898-528 (47th season)  
**All-Time SEC Record:** 200-67 (30th season)  
**NCAA Appearances (Last):** 16 (2019)  
**NCAA Tournament Record:** 28-14  
**2019 NCAA Result:** Sweet 16, L, 68-93 vs. Baylor, Greensboro, N.C.  
**WNIT Appearances (Last):** 4 (2011)  
**WNIT Record:** 3-4

### Media Relations

**Women's Basketball Contact:** Diana Koval  
**Office:** 803.777.7977  
**Cell:** 314.369.6050  
**Email:** dkoval@mailbox.sc.edu  
**Press Row Phone:** 803.777.6182  
**Women's Basketball on Social Media:**  
**Twitter:** @GamecockWBB  
**Instagram:** @GamecockWBB  
**Facebook:** @GamecockWBB  
**TikTok:** @GamecockWBB  
**Head Coach on Social Media**  
**Twitter:** @DawnStaley  
**Instagram:** @Staley05  
**Athletics Department on the Web**  
**Website:** GamecocksOnline.com  
**Twitter:** @GamecocksOnline  
**Instagram:** @GamecocksOnline  
**Facebook:** Facebook.com/GamecocksOnline  
**YouTube:** YouTube.com/GamecocksOnline

## CURRENT STREAKS

	Total	Home	Road	Neut.
Overall	W10	W4	W21	W7
SEC	W24	W11	W18	—
Non-Conference	W2	W1	W6	W7
Ranked Teams	W5	W2	W6	W4

## Five-Second Count

South Carolina women's basketball is in the midst of its most successful era, claiming at least 20 wins for the last nine seasons, including four 30-win seasons in the last six campaigns. The Gamecocks have played in the NCAA Elite Eight three times in the last five NCAA Tournaments, including winning the 2017 National Championship, and have been ranked in the AP Top 25 for 161 consecutive weeks. Staley led the Gamecocks to their only No. 1 rankings in program history (12 weeks in 2014-15, 10 weeks in 2019-20, 2 weeks in 2020-21), five SEC regular-season titles and five SEC Tournament championships.

Under Staley's leadership, six Gamecocks have earned All-America status, two have earned SEC Player of the Year honors and 19 have picked up All-SEC recognition at least once. Eight Gamecocks have been selected in the WNBA Draft in the last five years, including 2018 No. 1 overall pick Aja Wilson, who went on to become the Gamecocks' second-straight WNBA Rookie of the Year (2018) and the program's first WNBA MVP (2020).

## Alabama Series Notes

The Gamecocks lead the all-time series 27-15 after winning the last 17 meetings with the Crimson Tide. During the current streak, just one game was decided by single digits – a 62-59 win on Jan. 6, 2019, in Columbia.

The two teams met in the second SEC game of the 2021 season with the Gamecocks bringing a 77-60 win home from Tuscaloosa (Jan. 4). South Carolina's second-quarter lockdown defense was the primary difference as the Gamecocks took an 11-point lead into halftime and held off the Crimson Tide in the second half.

## Home Sweet Home

The Gamecocks are 474-165 (.742) all-time in home games, including a 162-34 mark under head coach Dawn Staley. Her .827 winning percentage at home is second among the program's seven all-time head coaches (Pam Parsons (41-7) .854).

Playing in its 19th season at Colonial Life Arena, South Carolina boasts a 225-67 (.771) record in the building, including three undefeated seasons since 2013-14. Staley's share of that record is 159-34 (.824).

## WHAT MATTERS

South Carolina head coach Dawn Staley picked "What Matters" as this season's theme, reflecting the value of knowing what matters most to you – your why – and how focusing on that provides a navigational guide through challenging times.

Each Gamecock wrote her own personal statement of "What Matters" to her. Pieces of each statement were blended together as a script for the video that launched the team.

That video and each Gamecocks' personal "What Matters" statement can be found at [GamecocksOnline.com/WhatMatters](http://GamecocksOnline.com/WhatMatters).

## Ranked Readings

South Carolina is 82-62 against nationally ranked opponents under head coach Dawn Staley, although that record is skewed by the early seasons of her tenure. The Gamecocks are 67-23 (.744) versus ranked foes since the start of the 2014-15 campaign, including a 24-17 mark against top-10 opponents during that time.

This season, the Gamecocks are 6-1 against ranked opponents, the most such wins of any team in the country.

## Schedule Strength

The Gamecocks leads nation in past opponents' winning percentage (.750) and in all opponents' winning percentage (.737).

With a 6-1 record against ranked opponents and 7-1 against NET top-30 teams.

The Gamecocks' 22-game schedule includes nine games against teams ranked in the most recent AP Top 25 and/or USA Today Coaches' Poll.

## Ranking Review

The Gamecocks are ranked No. 4 in the AP Poll and No. 3 in the USA Today Coaches' Poll.

Ranked in the AP Top 25 for the last 161 consecutive weeks, South Carolina has the fourth-longest active streak in the nation. With 25 consecutive appearances in the top five of the AP Poll, the Gamecocks have the longest active streak of top-five showings in the nation.

## GAMECOCKS IN THE RANKINGS (thru games of 1/28)

Team	SEC	NCAA	Actual	Laetitia Amihere	SEC	NCAA	Actual
Scoring Offense	2	13	82.4	Blocked Shots Per Game	9	166	1.2
Scoring Defense	2	46	58.7	<b>Aliyah Boston</b>	<b>SEC</b>	<b>NCAA</b>	<b>Actual</b>
Scoring Margin	1	7	+23.7	Scoring Avg.	21	—	14.2
Field Goal Percentage	4	32	.456	Rebounding Avg.	2	15	11.4
Field Goal %age Def.	2	35	.355	Field Goal Percentage	9	91	.494
3-Point FG %age	8	98	.340	Blocked Shots Per Game	1	9	3.1
3-Point FG %age Def.	1	15	.241	Off. Rebs. Per Game	2	20	4.0
3-Point FG Made/Gm.	12	280	4.5	<b>Zia Cooke</b>	<b>SEC</b>	<b>NCAA</b>	<b>Actual</b>
Free Throw Percentage	12	279	.636	Scoring Avg.	11	153	15.8
Rebounding Offense	1	1	50.8	FT Percentage	9	200	.776
Rebounding Defense	3	—	33.1	<b>LeLe Grissett</b>	<b>SEC</b>	<b>NCAA</b>	<b>Actual</b>
Rebounding Margin	1	3	+17.1	Off. Rebs. Per Game	8	—	2.8
Assists Per Game	7	80	14.9	<b>Destanni Henderson</b>	<b>SEC</b>	<b>NCAA</b>	<b>Actual</b>
Steals Per Game	9	171	7.6	Assists Per Game	1	19	5.6
Turnover Margin	9	138	+1.1	Assist-to-Turnover Ratio	6	42	2.3
Turnovers Per Game	—	52	13.7	Minutes Per Game	9	—	32.4
Assist-to-Turnover Ratio	6	54	1.1	<b>Victoria Saxton</b>	<b>SEC</b>	<b>NCAA</b>	<b>Actual</b>
Blocked Shots Per Game	1	2	7.5	Rebounding Avg.	17	—	6.6
Home Attendance Avg.	1	1	3,500	Blocked Shots Per Game	4	64	1.8
				Off. Rebs. Per Game	5	—	3.0



to out-score opponents by 7.9 points. Five of their eight 30-point quarters have come in the third period.

Their next most productive quarter is the first – 19.7 points per first quarter on 44.0 percent shooting and a 6.1 scoring average advantage.

## Boardroom

Rebounding is one stat most coaches will say is defined by effort. For the Gamecocks, that effort comes from every position on the court.

South Carolina opened the season with a Staley-era record 73 rebounds against Charleston (Nov. 25) and hasn't looked back. The Gamecocks lead the nation in rebounds per game (50.8) and is third in rebound margin at an SEC-best +17.7.

The Gamecocks have not been out-rebounded this season and have a +13.9 rebounding margin in their seven games against ranked opponents. South Carolina is fourth in the nation in offensive rebounding (18.3) and averages 18.4 second-chance points. The Gamecocks are cleaning up an SEC-best 46.0 percent of their own missed shots, including 46.1 percent in SEC games.

Starting forwards Aliyah Boston (11.4) and Victaria Saxton (6.6) lead the way on the glass, ranking second and 17th in the SEC, respectively. In SEC play, Boston's rebounding average improves to 12.7, also good for second.

## Block Party

South Carolina is annually among the best shot blocking teams in the country, and the 2020-21 Gamecocks are no different as they are second the country with 7.5 blocks per game, including 8.0 in SEC play.

Nine different Gamecocks have blocked at least one shot with three ranking among the SEC's top 10.

Aliyah Boston has been on a tear in conference games averaging an SEC-best 4.6 blocks in them to sit at ninth in the country with 3.1 blocks per game on the season.

Victaria Saxton is next in line with 1.8 blocks per game to rank fourth in the SEC, and Laeticia Amihere's 1.2 are ninth.

## Free for All

The Gamecocks continue to get to the free throw line at one of the highest rates in the country. South Carolina's 341 trips to the line are fourth in the nation. Its 217 made free throws rank 18th.

Zia Cooke leads the parade to the free throw line with 58 attempts this season, shooting 77.6 percent from the stripe to rank ninth in the SEC.

## They Got Next

The Gamecocks signed the No. 1 recruiting class in the country in November as Staley and her staff added four from the Class of 2021. All four are ranked among the top 14 players in the class, including the Nos. 2, 3 and 4 entries.

### Sania Feagin (6-3, F, Ellenwood, Ga.)

- No. 4 in Class of 2021
- 2021 Naismith Trophy Midseason List
- 2020 Georgia Gatorade Player of the Year and 6A First-Team All-State
- 2019-20 stats: 17.2 ppg, 10.4 rpg, 3.6 bpg

### Bree Hall (5-11, G, Dayton, Ohio)

- No. 14 in Class of 2021
- 2021 Naismith Trophy Midseason List
- 2020 Div. I All-Ohio Second Team
- 2019-20 stats: 21.4 ppg, 7.4 rpg, .555 FG percentage

### Raven Johnson (5-8, G, Atlanta, Ga.)

- No. 2 in Class of 2021
- 2021 Naismith Trophy Midseason List
- 2020 Georgia All-Classification Player of the Year
- Led team to three straight state championships
- 2019-20 stats: 15.0 ppg, 3.9 apg, 4.3 spg

### Saniya Rivers (6-0, G, Wilmington, N.C.)

- No. 3 in Class of 2021
- 2021 Naismith Trophy Midseason List
- Two-time NC Gatorade Player of the Year
- 2020 All-Area Player of the Year
- 2019-20 stats: 25.0 ppg, 11.7 rpg, 6.3 spg

## 2020-21 DOUBLE-DOUBLES

### Aliyah Boston (7)

11/25	College of Charleston	11 pts/12 rebs
12/6	at Iowa State	13 pts/15 rebs
12/31	Florida	28 pts/16 rebs
1/10	at #10/8 Kentucky	20 pts/12 rebs
1/18	#15/16 Arkansas	26 pts/16 rebs
1/21	#22/23 Georgia	16 pts/11 rebs
1/24	at LSU	20 pts/14 rebs

### Laeticia Amihere (2)

11/25	College of Charleston	11 pts/11 rebs
12/3	NC State	11 pts/15 rebs

### LeLe Grissett (1)

11/25	College of Charleston	13 pts/10 rebs
-------	-----------------------	----------------

### Destanni Henderson (1)

1/18	#15/16 Arkansas	14 pts/10 assts
------	-----------------	-----------------

### Victaria Saxton (2)

11/25	College of Charleston	19 pts/12 rebs
1/28	at #21/19 Mississippi State	13 pts/11 rebs

## GAMES LED TEAM IN ... (includes ties for team lead)

Scoring	2020-21	Career	Record
Zia Cooke	6	17	16-1
Aliyah Boston	4	11	11-0
Destanni Henderson	4	9	8-1
Victaria Saxton	2	3	3-0
Laeticia Amihere	1	2	1-1
LeLe Grissett	0	3	3-0
Destiny Littleton	0	3*	2-1
Brea Beal	0	1	1-0

Rebounding	2020-21	Career	Record
Aliyah Boston	10	35	35-0
Victaria Saxton	2	5	5-0
Laeticia Amihere	2	4	3-1
Destanni Henderson	2	3	3-0
LeLe Grissett	1	10	7-3
Brea Beal	1	5	5-0
Destiny Littleton	0	3*	1-2

Assists	2020-21	Career	Record
Destanni Henderson	11	19	18-1
Zia Cooke	2	4	4-0
Aliyah Boston	1	1	1-0
Brea Beal	0	2	2-0
Destiny Littleton	0	2*	2-0
Laeticia Amihere	0	1	1-0
LeLe Grissett	0	1	1-0

\* indicates includes games prior to transfer to SC

## MISCELLANEOUS STATS

Triple-Doubles	2020-21	Career	Record
Aliyah Boston	1	2*	2-0

Double-Doubles	2020-21	Career	Record
Aliyah Boston	7	20	20-0
Laeticia Amihere	2	2	1-1
Victaria Saxton	2	3	3-0
LeLe Grissett	1	2	1-1
Destanni Henderson	1	1	1-0
Brea Beal	0	1	1-0

20+ Points	2020-21	Career	Record
Aliyah Boston	4	6	6-0
Destanni Henderson	3	4	4-0
Zia Cooke	2	7	7-0
Brea Beal	1	1	1-0
Victaria Saxton	1	1	1-0
LeLe Grissett	0	1	1-0
Destiny Littleton	0	1*	1-0

10+ Points	2020-21	Career	Record
Zia Cooke	11	35	34-1
Aliyah Boston	9	37	36-1
Destanni Henderson	8	26	25-1
Laeticia Amihere	6	9	8-1
Victaria Saxton	5	13	13-0
Brea Beal	4	10	10-0
LeLe Grissett	2	15	13-2
Eniyah Russell	2	2	2-0
Destiny Littleton	0	12*	9-3
Olivia Thompson	0	1	1-0
Elysa Wesolek	0	1	1-0

10+ Rebounds	2020-21	Career	Record
Aliyah Boston	9	25	25-0
Victaria Saxton	4	5	5-0
Laeticia Amihere	2	2	1-1
Brea Beal	1	6	6-0
LeLe Grissett	2	3	2-1

5+ Assists	2020-21	Career	Record
Destanni Henderson	8	16	15-1
Destiny Littleton	0	1*	1-0

5+ Steals	2020-21	Career	Record
Destanni Henderson	0	1	1-0

5+ Blocks	2020-21	Career	Record
Aliyah Boston	3	9	9-0
Victaria Saxton	1	2	2-0

\* indicates program record

## 2020-21 AWARDS

### Brea Beal

Cheryl Miller Award Watch List (Preseason)

### Aliyah Boston

Naismith Defensive Player of the Year Watch List  
SEC Player of the Week (1/5-1/11, 1/19-25)  
ESPN Player of the Week (1/18-24)  
Wooden Award Midseason Top 25  
Naismith Trophy Watch List (Preseason)  
Wade Trophy Watch List (Preseason)  
Lisa Leslie Award Watch List (Preseason)  
Preseason All-America (AP, Lindy's)  
Preseason All-SEC First Team (Coaches, Media)

### Zia Cooke

Wooden Award Midseason Top 25  
Naismith Trophy Watch List (Preseason)  
Wade Trophy Watch List (Preseason)  
Ann Meyers Drysdale Award Watch List (Preseason)  
Preseason All-SEC Second Team (Coaches)  
Bad Boy Mowers Crossover Classic All-Tourn. Team

### Destanni Henderson

Bad Boy Mowers Crossover Classic Tournament MVP  
SEC co-Player of the Week (11/25-11/30)

## IN THE STALEY ERA

### Wins

30-Win Seasons.....	4
25-Win Seasons.....	8
20-Win Seasons.....	9
Winning Seasons.....	10

### National Rankings

Weeks in the AP Top 25.....	166
Weeks in the AP Top 10.....	121
Weeks in the AP Top 3.....	54
Weeks at AP No. 1.....	25

### Postseason

NCAA Tournament Appearances.....	8
NCAA Sweet 16s.....	7
NCAA Final Fours.....	2
National Championships.....	1

### In the SEC

Regular-Season Championships.....	5
Regular-Season Top 5 Finishes.....	10
Tournament Championships.....	5

## 2020-21 GAMECOCK ROSTER

No.	Name	Pos.	Ht.	Yr.	Hometown/Last School
0	Olivia Thompson	G	5-8	So.	Lexington, S.C./Lexington
1	Zia Cooke	G	5-9	So.	Toledo, Ohio/Rogers
2	Eniya Russell	G	6-1	Fr.	Baltimore, Md./Saint Vincent Pallotti
3	Destanni Henderson	G	5-7	Jr.	Fort Myers, Fla./Fort Myers
4	Aliyah Boston	F	6-5	So.	St. Thomas, U.S.V.I./Worcester (Mass.) Acad.
5	Victoria Saxton	F	6-2	Jr.	Rome, Ga./Model
11	Destiny Littleton	G	5-9	Jr.	San Diego, Calif./Texas
12	Breanna Beal	G	6-1	So.	Rock Island, Ill./Rock Island
15	Laeticia Amihere	F	6-3	So.	Mississauga, Ontario/Kings Way Christian
24	LeLe Grissett	G/F	6-2	Sr.	Durham, N.C./Hillside
32	Elysa Wesolek	F	6-1	Jr.	Charleston, S.C./Northwood Academy

**Head Coach:** Dawn Staley

**Assoc. Head Coach:** Lisa Boyer, **Assistant Coaches:** Fred Chmiel, Jolette Law

## TEAM SPECIALTY STATS

### South Carolina-Opponent

	Pts. in Paint	Pts. Off TOs	2nd Chance Pts	Fast Break Pts
11/25 CofC	74-18	21-8	34-8	43-5
11/28 vs. USD	42-50	9-11	14-2	27-11
11/30 vs. Gonz.	44-30	12-14	18-6	20-5
12/3 NCSU	28-30	4-6	6-6	12-9
12/6 at ISU	18-36	17-14	15-4	3-6
12/17 Temple	54-16	30-4	20-10	28-3
12/31 Fla.	40-28	18-9	15-9	14-8
1/4 at Ala.	46-32	18-4	22-11	21-4
1/10 at Ky.	56-34	11-22	23-10	12-8
1/14 at Vandy	66-32	25-6	20-2	41-12
1/18 Ark.	60-34	6-18	24-6	21-17
1/21 UGa	36-28	22-7	19-10	15-10
1/24 at LSU	48-32	15-14	8-7	30-6
1/28 at MSU	44-28	16-10	21-3	17-8
1/31 Ala.				
2/4 at Aub.				
2/8 at UConn				
2/11 Mizzou				
2/14 LSU				
2/18 at Tenn.				
2/21 Ky.				
2/28 at TAM				
<b>Season Avg</b>	<b>46.9-30.6</b>	<b>16.0-10.4</b>	<b>18.4-6.9</b>	<b>21.7-8.0</b>
<b>SEC Avg.</b>	<b>49.5-31.0</b>	<b>16.4-11.3</b>	<b>19.0-7.3</b>	<b>21.4-9.1</b>

## STARTERS VS. BENCH

	SC Starters	Opp. Starters	SC Bench	Opp. Bench
11/25 CofC	67	25	52	13
11/28 vs. USD	57	62	24	9
11/30 vs. Gonz.	70	57	9	15
12/3 NCSU	27	54	19	0
12/6 at ISU	66	57	17	8
12/17 Temple	61	36	42	5
12/31 Miss.	69	6	44	15
1/4 at Ala.	66	11	56	4
1/10 at Ky.	58	49	17	21
1/14 at Vandy	67	37	39	6
1/18 Ark.	81	66	23	16
1/21 UGa	52	40	10	10
1/24 at LSU	61	40	8	25
1/28 at MSU	50	33	25	19
1/31 Ala.				
2/4 at Aub.				
2/8 at UConn				
2/11 Mizzou				
2/14 LSU				
2/18 at Tenn.				
2/21 Ky.				
2/28 at TAM				
<b>Season Avg</b>	<b>60.9</b>	<b>46.9</b>	<b>21.6</b>	<b>11.9</b>
<b>SEC Avg.</b>	<b>63.0</b>	<b>45.6</b>	<b>17.4</b>	<b>14.5</b>

## 2020-21 SCORING DIFFERENTIALS

### Season

<b>Largest lead in a win</b> .....	by 83 (119-36), 4th-0:45, vs. Charleston, 11/25
<b>Largest deficit overcome to win</b> .....	by 9 (32-41), 2nd, 0:02, at #10/8 Kentucky, 1/10
<b>Largest lead given up in a loss</b> .....	by 6 (15-9), 2nd-9:37, vs. NC State, 12/3
<b>Largest deficit in a loss</b> .....	by 8 (46-54), 4th-0:06, vs. NC State, 12/3

### In SEC Regular Season

<b>Largest lead in a win</b> .....	by 63 (99-36), 4th, 4:43, at Vanderbilt, 1/14
<b>Largest deficit overcome to win</b> .....	by 9 (32-41), 2nd, 0:02, at #10/8 Kentucky, 1/10
<b>Largest lead given up in a loss</b> .....	
<b>Largest deficit in a loss</b> .....	

## SOUTH CAROLINA'S RECORD WHEN...

	vs. Ranked	SEC	All
Record .....	6-1	8-0	13-1
Playing a ranked opponent.....	6-1	4-0	6-1
Playing at home .....	2-1	3-0	5-1
Playing on the road.....	3-0	5-0	6-0
Playing at neutral site .....	1-0		2-0
Leading at half .....	5-0	6-0	10-0
Trailing at half .....	1-1	2-0	2-1
Tied at half .....			1-0
Playing an overtime game .....			0-0
0 players score in double figures.....			0-0
1 player scores in double figures.....			0-0
2 players score in double figures.....	1-1	2-0	2-1
3 players score in double figures.....	3-0	3-0	4-0
4 players score in double figures.....	2-0	3-0	5-0
5 players score in double figures.....			1-0
More than 5 players in double figures.....			1-0
Starters out-score opponent's starters.....	6-0	8-0	12-0
Opponent's starters score equal/more.....	0-1		1-1
Bench out-scores opponent's bench.....	3-1	4-0	8-1
Opponent's bench scores equal/more.....	3-0	4-0	5-0
Shooting 50% or better .....	2-0	2-0	5-0
Shooting between 40-49% .....	3-0	4-0	6-0
Shooting between 30-39% .....	1-0	2-0	2-0
Shooting less than 30% .....	0-1		0-1
Opponent shoots 50% or better.....			0-0
Opponent shoots between 40-49%.....	2-0	2-0	4-0
Opponent shoots between 30-39%.....	4-0	4-0	5-0
Opponent shoots between 20-29%.....	0-1	2-0	3-1
Opponent shoots less than 20%.....			1-0
Shooting better than opponent.....	6-0	8-0	12-0
Shooting worse than/equal to opponent.....	0-1		1-1
Having more FTs made than opponent.....	5-0	6-0	10-0
Having equal/fewer FTs made than opponent.....	1-1	2-0	3-1
Out-rebounding opponent.....	6-1	8-0	13-1
Having equal/fewer rebounds than opponent.....			0-0
Having fewer TOs than opponent.....	3-0	5-0	8-0
Having equal or more TOs than opponent.....	3-1	3-0	5-1
Attempting more FT than 3FG.....	5-0	7-0	11-0
Attempting equal/fewer FT than 3FG.....	1-1	1-0	2-1
Making 5 or more 3FGs.....	2-0	2-0	5-0
Making fewer than 5 3FGs.....	4-1	6-0	8-1
Making no 3 FGs.....			0-0
Attempting 15 or more 3FGs.....	2-0	4-0	6-0
Attempting fewer than 15 3FGs.....	4-1	4-0	7-1
No South Carolina players foul out.....	5-0	8-0	12-0
One or more SC players foul out.....	1-1		1-1
No opposing players foul out.....	4-1	6-0	9-1
One or more opposing players foul out.....	2-0	2-0	4-0

	vs. Ranked	SEC	All
Assist at least half of field goals made.....	2-0	2-0	4-0
Assist on at least 2/3 of field goals made.....			0-0
Assist on less than half of field goals made.....	4-1	6-0	9-1
Scoring more pts. in paint than opponent.....	5-0	8-0	11-0
Scoring equal/fewer pts. in paint than opp. ....	1-1		2-1
Scoring more pts. off TOs than opponent.....	3-0	6-0	9-0
Scoring equal/fewer pts. off TOs than opp. ....	3-1	2-0	4-1
Scoring more 2nd-chance pts.....	6-0	9-0	13-0
Scoring equal/fewer 2nd-chance pts.....	0-1		0-1
Scoring more fast break pts.....	5-1	8-0	12-1
Scoring equal/fewer fast break pts.....	1-0		1-0
Wearing white uniforms.....	2-1	3-0	6-1
Wearing black uniforms.....	4-0	5-0	7-0
Wearing garnet uniforms.....			0-0
Playing in November.....	1-0		3-0
Playing in December.....	1-1	1-0	3-1
Playing in January.....	4-0	7-0	7-0
Playing in February.....			0-0
Playing in March.....			0-0
Playing during the day.....	2-0	2-0	6-0
Playing at night.....	4-1	6-0	7-1
Playing on Sunday.....	3-0	2-0	4-0
Playing on Monday.....	1-0	2-0	2-0
Playing on Tuesday.....			0-0
Playing on Wednesday.....			1-0
Playing on Thursday.....	2-1	4-0	5-1
Playing on Friday.....			0-0
Playing on Saturday.....			1-0
Margin is less than 5 pts. ....		1-0	1-0
Margin is between 5-9.....	2-1	1-0	2-1
Margin is between 10-19.....	2-0	3-0	5-0
Margin is between 20-29.....	2-0	2-0	2-0
Margin is between 30-39.....			0-0
Margin is between 40-49.....			0-0
Margin is 50 pts. or more.....		1-0	3-0
Having a 20-pt. scorer.....	3-0	6-0	8-0
Having a 30-pt. scorer.....			0-0
Scoring 49 points or less.....	0-1		0-1
Scoring 50-59 points.....			0-0
Scoring 60-69 points.....	1-0	2-0	2-0
Scoring 70-79 points.....	3-0	4-0	5-0
Scoring 80-89 points.....	1-0		2-0
Scoring 90-99 points.....			0-0
Scoring 100 points or more.....	1-0	2-0	4-0
Opponent scores 49 points or less.....		1-0	3-0
Opponent scores 50-59 points.....	2-1	3-0	3-1
Opponent scores 60-69 points.....	1-0	2-0	3-0
Opponent scores 70-79 points.....	2-0	1-0	3-0
Opponent scores 80-89 points.....	1-0	1-0	1-0
Opponent scores 90-99 points.....			0-0
Opponent scores 100 points or more.....			0-0

## 2020-21 TEAM HIGH/LOW – ALL GAMES

South Carolina Highs	South Carolina Lows	Category	Opponent Lows	Opponent Highs
119 vs. Charleston, 11/25	46 vs. NC State, 12/3	<b>Points in Game</b>	38, Charleston, 11/25	82, Arkansas, 1/18
62 vs. Arkansas, 2nd, 1/18	20 vs. NC State, 12/3	<b>Points in a Half</b>	13, at Vanderbilt, 1st, 1/14	45, Arkansas, 2nd, 1/18
62 vs. Charleston, 1st, 11/25				
34 vs. Charleston, 3rd, 11/25	8 vs. NC State, 12/3	<b>Points in a Quarter</b>	0, at Vanderbilt, 2nd, 1/14	23, vs. Gonzaga, 1st, 11/29
				23, vs. South Dakota, 3rd, 11/29
42 at Vanderbilt, 1/14	20 vs. NC State, 12/3	<b>Field Goals Made</b>	13, Charleston, 11/25	32, Arkansas, 1/18
42 vs. Charleston, 11/25				
79 vs. Florida, 12/31	54 vs. Gonzaga, 11/29	<b>Field Goal Attempts</b>	55, vs. Gonzaga, 11/29	74, at Kentucky, 1/10
				74, Charleston, 11/25
.592 (42-71) vs. Charleston, 11/25	.270 (20-74) vs. NC State, 12/3	<b>FG Percentage</b>	.176 (13-74), Charleston, 11/25	.527 (29-55), vs. Gonzaga, 11/29
13 at Iowa State, 12/6	2 at Miss. State, 1/28	<b>3-Point FG Made</b>	1, Georgia, 1/21	9, vs. Gonzaga, 11/29
	2 at LSU, 1/24		1, Charleston, 11/25	
	2 vs. Georgia, 1/21			
	2 at Kentucky, 1/10			
	2 vs. NC State, 12/3			
	2 vs. Gonzaga, 11/29			
26 at Iowa State, 12/6	4 at Kentucky, 1/10	<b>3-Point FG Attempts</b>	5, Georgia, 1/21	27, at Iowa State, 12/6
.533 (8-15) vs. Arkansas, 1/18	.167 (2-12) vs. NC State, 12/3	<b>3-Point FG Percentage</b>	.043 (1-23), Charleston, 11/25	.538 (7-13), Arkansas, 1/18
31 vs. Charleston, 11/25	4 vs. NC State, 12/3	<b>Free Throws Made</b>	3, at Vanderbilt, 1/14	14, at Iowa State, 12/6
47 vs. Charleston, 11/25	11 vs. NC State, 12/3	<b>Free Throw Attempts</b>	8, vs. Georgia, 1/21	24, Charleston, 11/25
864 (19-22) at Miss. State, 1/28	.552 (16-29) vs. S. Dakota, 11/28	<b>FT Percentage</b>	.333 (5-15) at Miss. State, 1/28	.917 (11-12), at Kentucky, 1/10
			.333 (3-9), at Vanderbilt, 1/14	
73 vs. Charleston, 11/25	36 vs. Gonzaga, 11/29	<b>Rebounds</b>	24, at Iowa State, 12/6	49, NC State, 12/3
22 vs. Temple, 12/17	6 at Kentucky, 1/10	<b>Assists</b>	0, Charleston, 11/25	20, vs. Gonzaga, 11/29
14 vs. Georgia, 1/21	1 at Iowa State, 12/6	<b>Steals</b>	1, Temple, 12/17	12, at Kentucky, 1/10
14 vs. Georgia, 1/21	3 at LSU, 1/24	<b>Blocked Shots</b>	1, at LSU, 1/24	7, Georgia, 1/21
				7, at Kentucky, 1/10
				7, NC State, 12/3
19 at Iowa State, 12/6	6 vs. Temple, 12/17	<b>Turnovers</b>	8, vs. South Dakota, 11/28	23, Georgia, 1/21
22 vs. South Dakota, 11/28	8 vs. Temple, 12/17	<b>Fouls</b>	10, at Iowa State, 12/6	32, vs. Gonzaga, 11/29

## 2020-21 TEAM HIGH/LOW – SEC GAMES

South Carolina Highs	South Carolina Lows	Category	Opponent Lows	Opponent Highs
106 at Vanderbilt, 1/14	60 vs. Georgia, 1/21	<b>Points in Game</b>	43, at Vanderbilt, 1/14	82, Arkansas, 1/18
62 vs. Arkansas, 2nd, 1/18	23 at LSU, 1st, 1/24	<b>Points in a Half</b>	13, at Vanderbilt, 1st, 1/14	45, Arkansas, 2nd, 1/18
33 vs. Arkansas, 4th, 1/18	10 at Miss. State, 1st, 1/28	<b>Points in a Quarter</b>	0, at Vanderbilt, 2nd, 1/14	29, Florida, 3rd, 12/31
33 at Vanderbilt, 3rd, 1/14	10 at LSU, 2nd, 1/24			
42 at Vanderbilt, 1/14	22 vs. Georgia, 1/21	<b>Field Goals Made</b>	19, at Vanderbilt, 1/14	32, Arkansas, 1/18
79 vs. Florida, 12/31	57 at LSU, 1/24	<b>Field Goal Attempts</b>	56, at Alabama, 1/4	74, at Kentucky, 1/10
.553 (42-76) at Vanderbilt, 1/14	.355 (22-62) vs. Georgia, 1/21	<b>FG Percentage</b>	.292 (19-65), at Vanderbilt, 1/14	.451 (32-71), Arkansas, 1/18
8 vs. Arkansas, 1/18	2 at Miss. State, 1/28	<b>3-Point FG Made</b>	1, Georgia, 1/21	7, Arkansas, 1/18
	2 at LSU, 1/24			7, Florida, 12/31
	2 vs. Georgia, 1/21			
	2 at Kentucky, 1/10			
17 at Vanderbilt, 1/14	4 at Kentucky, 1/10	<b>3-Point FG Attempts</b>	5, Georgia, 1/21	20, at Kentucky, 1/10
.533 (8-15) vs. Arkansas, 1/18	.133 (2-15) at LSU, 1/24	<b>3-Point FG Percentage</b>	.150 (3-20), at Kentucky, 1/10	.538 (7-13), Arkansas, 1/18
19 at Miss. State, 1/28	10 vs. Florida, 12/31	<b>Free Throws Made</b>	3, at Vanderbilt, 1/14	13, at LSU, 1/24
25 at LSU, 1/24	12 vs. Florida, 12/31	<b>Free Throw Attempts</b>	8, Georgia, 1/21	19, at Alabama, 1/4
25 at Vanderbilt, 1/14				
864 (19-22) at Miss. State, 1/28	.500 (12-24) at Alabama, 1/4	<b>FT Percentage</b>	.333 (5-15) at Miss. State, 1/28	.917 (11-12), at Kentucky, 1/10
			.333 (3-9), at Vanderbilt, 1/14	
60 at Vanderbilt, 1/14	39 at LSU, 1/24	<b>Rebounds</b>	28, at Vanderbilt, 1/14	39, Florida, 12/31
21 vs. Arkansas, 1/18	6 at Kentucky, 1/10	<b>Assists</b>	3, at Vanderbilt, 1/14	13, Georgia, 1/21
14 vs. Georgia, 1/21	4 vs. Arkansas, 1/18	<b>Steals</b>	3, Florida, 12/31	12, at Kentucky, 1/10
14 vs. Georgia, 1/21	3 at LSU, 1/24	<b>Blocked Shots</b>	1, at LSU, 1/24	7, Georgia, 1/21
				7, at Kentucky, 1/10
20 vs. Georgia, 1/21	12 at Vanderbilt, 1/14	<b>Turnovers</b>	9, Arkansas, 1/18	23, Georgia, 1/21
16 vs. Arkansas, 1/18	12 at Vanderbilt, 1/14	<b>Fouls</b>	14, Florida, 12/31	22, at LSU, 1/24



## 2020-21 INDIVIDUAL SUPERLATIVES – ALL GAMES

Category	South Carolina	Opponent
Points in Game	28 by Aliyah Boston vs. Florida, 12/31	32 by Rhyne Howard, at Kentucky, 1/10 32 by Ashley Joens, at Iowa State, 12/6
Points in a Half	23 by Destanni Henderson vs. Gonzaga, 2nd, 11/21	19 by Rhyne Howard, at Kentucky, 1/10 19 by Jordan Lewis, at Alabama, 2nd, 1/4
Points in a Quarter	15 by Aliyah Boston vs. Florida, 12/31	13 by Jordan Lewis, at Alabama, 3rd, 1/4
Field Goals Made	11 by Aliyah Boston vs. Arkansas, 1/18 11 by Aliyah Boston vs. Florida, 12/31	13 by Rhyne Howard, at Kentucky, 1/10
Field Goal Attempts	18 by Aliyah Boston vs. Florida, 12/31	25 by Rhyne Howard, at Kentucky, 1/10
FG Percentage	.900 (9-10) by Victoria Saxton at Vanderbilt, 1/14	.778 (7-9) by Jenn Wirth, vs. Gonzaga, 11/29
3-Point FG Made	5 by Zia Cooke vs. Temple, 12/17	4 by Cierra Walker, vs. Gonzaga, 11/29
3-Point FG Attempts	7 by Destanni Henderson at LSU, 1/24 7 by Zia Cooke vs. Temple, 12/17 7 by Zia Cooke vs. South Dakota, 11/28	9 by Chelsea Wooten, Charleston, 11/25
3-Point FG Percentage	.714 (5-7) by Zia Cooke vs. Temple, 12/17	.667 (4-6) by Cierra Walker, vs. Gonzaga, 11/29
Free Throws Made	10 by Destanni Henderson vs. Gonzaga, 11/29	9 by Jordan Lewis, at Alabama, 1/4
Free Throw Attempts	13 by Destanni Henderson vs. Gonzaga, 11/29	11 by Jordan Lewis, at Alabama, 1/4
FT Percentage	1.000 (6-6) by Zia Cooke vs. Florida, 12/31	1.000 (8-8) by Ashley Joens, at Iowa State, 12/6 1.000 (8-8) by Elissa Cunane, NC State, 12/3
Rebounds	16 by Aliyah Boston vs. Arkansas, 1/18 16 by Aliyah Boston vs. Florida, 12/31	12 by Jakia Brown-Turner, NC State, 12/3 12 by Kayla Jones, NC State, 12/3 12 by Hannah Sjerven, vs. South Dakota, 11/28
Assists	10 by Destanni Henderson vs. Arkansas, 1/18	7 by Jill Townsend, vs. Gonzaga, 11/29 7 by Liv Korngable, vs. South Dakota, 11/28
Steals	4 by Laetia Amihere vs. Georgia, 1/21 4 by Aliyah Boston vs. South Dakota, 11/28 4 by Destanni Henderson vs. Charleston, 11/25	5 by Robyn Benton, at Kentucky, 1/10
Blocked Shots	10 by Aliyah Boston vs. Georgia, 1/21	4 by Elissa Cunane, NC State, 12/3
Turnovers	6 by Destanni Henderson at LSU, 1/24 6 by Destanni Henderson at Kentucky, 1/10	6 by Kiara Smith, Florida, 12/31

## 2020-21 INDIVIDUAL SUPERLATIVES – SEC GAMES

Category	South Carolina	Opponent
Points in Game	28 by Aliyah Boston vs. Florida, 12/31	32 by Rhyne Howard, at Kentucky, 1/10
Points in a Half	19 by Aliyah Boston vs. Florida, 1st, 12/31	19 by Rhyne Howard, at Kentucky, 1/10 19 by Jordan Lewis, at Alabama, 2nd, 1/4
Points in a Quarter	15 by Aliyah Boston vs. Florida, 12/31	13 by Jordan Lewis, at Alabama, 3rd, 1/4
Field Goals Made	11 by Aliyah Boston vs. Arkansas, 1/18 11 by Aliyah Boston vs. Florida, 12/31	13 by Rhyne Howard, at Kentucky, 1/10
Field Goal Attempts	18 by Aliyah Boston vs. Florida, 12/31	25 by Rhyne Howard, at Kentucky, 1/10
FG Percentage	.900 (9-10) by Victoria Saxton at Vanderbilt, 1/14	.538 (7-13) by Tiara Young, at LSU, 1/24
3-Point FG Made	3 by Brea Beal vs. Arkansas, 1/18 3 by Brea Beal at Vanderbilt, 1/14 3 by Aliyah Boston vs. Florida, 12/31	3 by Jasmine Walker, at Alabama, 1/4
3-Point FG Attempts	7 by Destanni Henderson at LSU, 1/24	7 by Jasmine Walker, at Alabama, 1/4
3-Point FG Percentage	.750 (3-4) by Brea Beal at Vanderbilt, 1/14	.667 (2-3) by Myah Taylor, at Mississippi State, 1/28
Free Throws Made	6 by Zia Cooke at Mississippi State, 1/28 6 by Destanni Henderson at Kentucky, 1/10 6 by Zia Cooke vs. Florida, 12/31	9 by Jordan Lewis, at Alabama, 1/4
Free Throw Attempts	7 by Aliyah Boston at LSU, 1/24 7 by Destanni Henderson at Kentucky, 1/10 7 by LeLe Grissett at Alabama, 1/4 7 by Victoria Saxton at Alabama, 1/4	11 by Jordan Lewis, at Alabama, 1/4
FT Percentage	1.000 (6-6) by Zia Cooke at Mississippi State, 1/28 1.000 (6-6) by Zia Cooke vs. Florida, 12/31	1.000 (6-6) by Rhyne Howard, at Kentucky, 1/10
Rebounds	16 by Aliyah Boston vs. Arkansas, 1/18 16 by Aliyah Boston vs. Florida, 12/31	10 by Jessica Carter, at Mississippi State, 1/28
Assists	10 by Destanni Henderson vs. Arkansas, 1/18	5 by Myah Taylor, at Mississippi State, 1/28 5 by Destiny Slocum, vs. Arkansas, 1/18 5 by Kiara Smith, Florida, 12/31
Steals	4 by Laetia Amihere vs. Georgia, 1/21	5 by Robyn Benton, at Kentucky, 1/10
Blocked Shots	10 by Aliyah Boston vs. Georgia, 1/21	3 by Jessica Carter, at Mississippi State, 1/28 3 by Amber Ramirez, vs. Arkansas, 1/18 3 by Ariyah Copeland, at Alabama, 1/4
Turnovers	6 by Destanni Henderson at LSU, 1/24 6 by Destanni Henderson at Kentucky, 1/10	6 by Kiara Smith, Florida, 12/31

## THE LAST TIME...

## INDIVIDUAL

## Scored 50 Points

**South Carolina** 51, Jocelyn Penn vs. Stetson, 1/4/03  
**Opponent** Never

## Scored 40 Points

**South Carolina** 51, Jocelyn Penn vs. Stetson, 1/4/03  
**Opponent** 46, Cornelia Gayden, LSU, 1/14/95

## Scored 30 Points

**South Carolina** 31, Te'a Cooper vs. Drake, 11/28/18  
**Opponent** 32, Ashley Joens, at Iowa State, 12/6/20

## Grabbed 20 Rebounds

**South Carolina** 25, Aliyah Boston vs. Arkansas, 1/9/20  
**Opponent** 24, Teaira McCowan, at Mississippi State, 1/17/19

## Grabbed 15 Rebounds

**South Carolina** 16, Aliyah Boston vs. Arkansas, 1/18/21  
**Opponent** 18, Kiah Gillespie, Florida State, 3/24/19

## Two Players with 20 or More Points

**South Carolina** Destanni Henderson 22/Aliyah Boston 20 at Kentucky, 1/10/21  
**Opponent** Alexis Tolefree 22/Amber Ramirez 20, Arkansas, 1/9/20

## Two Players with 10 or More Rebounds

**South Carolina** Aliyah Boston 12/Victoria Saxton 11 at Mississippi State, 1/28/21  
**Opponent** Jakia Brown-Turner 12/Kayla Jones 12, NC State, 12/3/20

## Three or More Players with 10 or More Rebounds

**South Carolina** A. Boston 12/V. Saxton 12/L. Amihere 11/L. Grissett 10 vs. Charleston, 11/25/20  
**Opponent** W. Rolle 12/J. Breland 10/L. Broomfield 10, vs. North Carolina, 12/19/10

## Had 10 Assists

**South Carolina** 10, Destanni Henderson vs. Arkansas, 1/18/21  
**Opponent** 12, Channise Lewis, Maryland, 11/18/18

## Had Five Steals

**South Carolina** 5, Destanni Henderson at Temple, 12/7/19  
**Opponent** 5, Robyn Benton, at Kentucky, 1/10/21

## Had Five Blocked Shots

**South Carolina** 10, Aliyah Boston vs. Georgia, 1/21/21  
**Opponent** 9, Ae'Rianna Harris, Purdue, 12/15/19

## Had 20 Points and 20 Rebounds

**South Carolina** Aja Wilson (27 pts/24 rebs) vs. LSU, 2/22/18  
**Opponent** Teaira McCowan (26 pts/24 rebs) at Mississippi State, 1/17/19

## Had a Double-Double

**South Carolina** Victoria Saxton (13 pts/11 rebs) at Mississippi State, 1/28/21  
**Opponent** Jessica Carter (12 pts/10 rebs), at Mississippi State, 1/28/21

## Two Players had a Double-Double

**South Carolina** Aliyah Boston (26 pts/16 rebs) / Destanni Henderson (14 pts/10 assts) vs. Arkansas, 1/18/21  
**Opponent** J. Brown-Turner (11 pts/12 rebs)/Kayla Jones (16 pts/12 rebs), NC State, 12/3/20

## Three or More Players had a Double-Double

**South Carolina** L. Amihere (11 pts/11 rebs) / A. Bason (11 pts/12 rebs) / L. Grissett (13 pts/10 rebs) / V. Saxton (19 pts/12 rebs) vs. Charleston, 11/25/20  
**Opponent** Shakira Austin (10 pts/16 rebs) / Kaila Charles (17 pts/10 rebs) / Channise Lewis (10 pts/12 assts), Maryland, 11/18/18

## Had a Triple-Double

**South Carolina** Aliyah Boston (16 pts/11 rebs/10 blks) vs. Georgia, 1/21/21  
**Opponent** Never

## TEAM

## Scored 100 Points

**South Carolina** 104 vs. Arkansas, 1/18/21  
**Opponent** 103, Clemson, 11/21/03

## Won by 30 or More Points

**South Carolina** 106-43 (63) at Vanderbilt, 1/14/21  
**Opponent** 66-34 (32), Georgia, 3/4/11

## Shot 65% or Better from the Field

**South Carolina** .667 (36-54) at Vanderbilt, 1/18/18  
**Opponent** Never

## Shot 60% or Better from the Field

**South Carolina** .603 (35-58) at Georgia, 1/26/20  
**Opponent** .604 (29-48), Vanderbilt, 1/18/01

## Shot 50% or Better from the Field

**South Carolina** .541 (40-74) vs. Arkansas, 1/18/21  
**Opponent** .527 (29-55), vs. Gonzaga, 11/29/20

## No Players in Double-Figure Points

**South Carolina** at Auburn, 1/19/12  
**Opponent** Charleston, 11/25/20

## Five Players in Double-Figure Points

**South Carolina** vs. Temple, 12/17/20  
**Opponent** at Alabama, 1/5/20

## More Than Five Players in Double-Figure Points

**South Carolina** 7 vs. Charleston, 11/25/20  
**Opponent** 6 Maryland, 11/18/18

## Faced AP Top-25 Opponent

**Win** 75-52 at No. 21 Mississippi State, 1/28/21  
**Loss** 57-71 vs. No. 17 Indiana, 11/28/19

## Faced AP Top-10 Opponent

**Win** 75-70 at No. 10 Kentucky, 1/10/21  
**Loss** 46-54 vs. No. 8 NC State, 12/3/20

## Faced AP Top-5 Opponent

**Win** 70-52 vs. No. 5 UConn, 2/10/20  
**Loss** 64-68 vs. No. 5 Mississippi State, 3/3/19

## Faced AP No. 1 Team

**Win** Never  
**Loss** 68-93 vs. Baylor, 3/30/19

## Overtime Game

**Win** 58-55 vs. Drexel, 11/28/12  
**Loss** 85-90 vs. Drake, 11/24/18

## Double-Overtime Game

**Win** 82-73 at Purdue, 12/16/18  
**Loss** 92-94 at Clemson, 11/19/09

## South Carolina Was Ranked (AP Poll)

**No. 1** 11/30/20  
**Top 5** No. 4, 1/25/21  
**Top 10** No. 6, 12/2/19  
**Top 25** No. 15, 3/19/19

## SOUTH CAROLINA SINGLE-QUARTER RECORDS

TEAM	
<b>Scoring</b>	
<b>Most</b>	<b>Points</b>
1. vs. Saint Peter's, 11/22/16, 1st qtr.	37
2. at Vanderbilt, 1/12/20, 3rd qtr. vs. Alabama State, 3rd qtr.	36
4. vs. App State, 11/17/19, 1st qtr. vs. Arkansas, 3/8/19, 3rd qtr. at Arkansas, 2/3/19, 4th qtr. vs. Arkansas, 1/3/16, 2nd qtr.	35
<b>Fewest</b>	<b>Points</b>
1. vs. App State, 12/5/18, 4th qtr.	5
2. vs. Indiana, 11/28/19, 4th qtr. vs. St. John's, 11/25/17, 2nd qtr. vs. Stanford, 3/31/17, 2nd qtr. vs. UCLA, 12/18/16, 1st qtr.	6
<b>Fewest Allowed</b>	<b>Points</b>
1. at Vanderbilt, 1/14/21, 2nd qtr. at Ole Miss, 1/30/20, 1st qtr.	0
3. vs. UConn, 2/10/20, 1st qtr.	2
4. vs. App State, 11/17/19, 1st qtr. vs. Belmont, 3/22/19, 2nd qtr. vs. Savannah State, 12/17/17, 3rd qtr.	3
<b>Most Allowed</b>	<b>Points</b>
1. vs. Baylor, 12/2/18, 1st qtr. at Maryland, 11/13/17, 4th qtr. vs. Kentucky, 2/26/17, 4th qtr.	32
4. vs. Arkansas, 3/8/19, 3rd qtr. vs. Connecticut, 3/26/18, 1st qtr. vs. Syracuse, 3/25/16, 4th qtr.	30
<b>Margin of Difference</b>	
<b>Lead</b>	<b>Score Margin</b>
1. vs. Alabama State, 11/5/19, 3rd qtr.	36-9 +37
2. vs. App State, 11/17/19, 1st qtr.	35-3 +32
3. vs. Charleston, 11/25/20, 3rd qtr. vs. USC Upstate, 11/21/19, 3rd atr. vs. Arkansas, 1/3/16, 2nd qtr.	34-8 +26
5. vs. Saint Peter's, 11/22/16, 1st qtr.	37-12 +25
<b>Deficit</b>	<b>Score Margin</b>
1. vs. UConn, 2/1/18, 2nd qtr.	8-29 -21
2. at Tennessee, 2/15/18, 3rd qtr.	9-29 -20
3. vs. Baylor, 12/2/18, 1st qtr. at Mississippi State, 2/5/18, 4th qtr.	13-32 -19
5. vs. Indiana, 11/28/19, 4th qtr. vs. Connecticut, 3/26/18, 1st qtr.	6-24 -18
12-30 -18	
<b>Field Goals</b>	
<b>Made</b>	<b>FGM</b>
1. at Florida, 2/27/20, 1st qtr. vs. Saint Peter's, 11/22/16, 1st qtr.	15
3. vs. App State, 11/17/19, 1st qtr. vs. Notre Dame, 11/26/17, 4th qtr. vs. Arkansas, 1/3/16, 2nd qtr.	14
<b>Attempts</b>	<b>FGA</b>
1. vs. Arkansas, 3/7/20, 4th qtr.	28
2. vs. Arkansas, 1/9/20, 3rd qtr.	25
3. at Alabama, 1/4/21, 3rd qtr. vs. South Dakota, 11/28/20, 2nd vs. Charleston, 11/25/20, 3rd	24

<b>Highest Percentage</b>		<b>FGM-A</b>	<b>Pct</b>
1. vs. Kentucky, 3/5/16, 4th qtr.		11-13	.846
2. at Kentucky, 1/21/18, 3rd qtr.		9-11	.818
3. vs. Belmont, 3/22/19, 3rd qtr. vs. Quinnipiac, 3/25/17, 3rd qtr.		13-16	.813
5. vs. Charleston, 11/25/20, 2nd qtr. vs. Hampton, 12/16/15, 3rd qtr.		12-15	.800
		8-10	.800
<b>Lowest Percentage</b>		<b>FGM-A</b>	<b>Pct</b>
1. vs. Georgia, 1/12/17, 2nd qtr.		1-12	.083
2. vs. NC State, 12/3/20, 2nd qtr.		2-19	.105
3. at Iowa State, 12/6/20, 4th atr.		1-9	.111
4. vs. UCLA, 12/18/16, 1st qtr.		2-15	.133
5. vs. Stanford, 3/31/17, 2nd qtr.		2-14	.143
<b>Lowest Percentage Allowed</b>		<b>FGM-A</b>	<b>Pct</b>
1. at Vanderbilt, 1/14/21, 2nd qtr. at Ole Miss, 1/30/20, 1st qtr. vs. Purdue, 12/15/19, 4th qtr.		0-16	.000
4. vs. App State, 11/17/19, 1st qtr. vs. CofC, 12/5/17, 2nd qtr. vs. St. John's, 11/25/17, 1st qtr.		0-9	.000
		0-8	.000
		1-18	.056
		1-18	.056
		1-17	.059
<b>Highest Percentage Allowed</b>		<b>FGM-A</b>	<b>Pct</b>
1. vs. Drake, 11/24/18, 2nd qtr.		11-13	.846
2. at LSU, 1/15/17, 2nd qtr.		9-12	.750
3. vs. Tennessee, 1/14/18, 2nd qtr. vs. Quinnipiac, 3/25/17, 2nd qtr.		8-11	.727
5. vs. Connecticut, 3/26/18, 2nd qtr. at Missouri, 1/7/18, 4th qtr.		8-11	.727
		10-14	.714
		5-7	.714
<b>Rebounding</b>			
<b>Total</b>		<b>Rebs</b>	
1. vs. Arkansas, 3/7/20, 4th qtr.		28	
2. vs. Charleston, 11/25/20, 3rd qtr.		22	
3. vs. Charleston, 11/25/20, 1st qtr. at Ohio State, 11/14/16, 1st qtr.		20	
5. vs. Temple, 12/17/20, 4th qtr. vs. Arkansas, 1/9/20, 3rd qtr. vs. Arkansas, 1/9/20, 1st qtr. vs. Purdue, 12/15/19, 4th qtr. vs. CofC, 12/5/17, 1st qtr.		19	
		19	
		19	
		19	
		19	
<b>Margin</b>		<b>Rebs</b>	<b>Margin</b>
1. vs. Charleston, 11/25/20, 3rd qtr.		22-4	+18
vs. Arkansas, 3/7/20, 4th qtr.		21-5	+16
3. vs. Temple, 12/17/20, 4th qtr. at Alabama, 2/22/16, 4th qtr.		19-4	+15
5. vs. Arkansas, 1/25/18, 1st qtr. vs. Clemson, 12/15/16, 2nd qtr.		18-3	+15
		18-4	+14
		18-4	+14

## INDIVIDUAL

<b>Scoring</b>	
<b>Most</b>	<b>Points</b>
1. Kaela Davis at Auburn, 1/5/17, 1st qtr.	19
2. A'ja Wilson vs. Notre Dame, 11/26/17, 4th qtr.	18
3. Alexis Jennings at Florida, 2/17/19, 3rd qtr.	17
4. Aliyah Boston vs. Florida, 12/31/20, 2nd qtr. Herbert Harrigan vs. Texas A&M, 3/1/20, 1st qtr. Kaela Davis vs. Quinnipiac, 3/25/17, 3rd qtr . Tina Roy vs. Arkansas, 1/3/16, 3rd qtr.	15
	15
	15
	15
<b>Rebounding</b>	
<b>Most</b>	<b>Rebs</b>
1. Le'Lea Grissett at Vanderbilt, 1/14/21, 4th qtr.	9
Aliyah Boston vs. UConn, 2/10/20, 1st qtr.	9
Aliyah Boston vs. Arkansas, 1/9/20, 1st atr.	9
Alaina Coates at Arkansas, 2/5/17, 1st qtr.	9
Alaina Coates at Georgia, 1/26/17, 2nd qtr .	9



### Notables

- 5-Time National Attendance Leader (2015-present)
- NCAA Tournament Host in 2015, 2016, 2017, 2018
- 81 consecutive regular-season games with at least 10,000 fans (Jan. 2, 2015) – overall streak, including postseason games, is 46 (Nov. 10, 2017)
- 5 official sellouts (18,000) since 2015-16 season
- 2 undefeated seasons at home
- Longest home win streak – 45 games (2/24/13-2/4/16)

### Great Gamecock Fans

18,000	UConn, 2/10/20
18,000	Mississippi State, 3/3/19
18,000	UConn, 2/1/18
18,000	Kentucky, 2/26/17
18,000	UConn, 2/8/16
17,712	Clemson, 11/22/02*
17,156	Kentucky, 1/11/15
16,815	Ohio State, 11/13/15
16,465	Auburn, 1/2/15
16,429	Duke, 12/6/15

\* Inaugural Night of Colonial Life Arena

### Year-by-Year Record

Year	Record	Pct.	Att. Avg.
2002-03	14-2	.875	3,244
2003-04	5-6	.455	1,828
2004-05	8-9	.471	1,764
2005-06	12-5	.706	1,455
2006-07	15-5	.750	1,845
2007-08	12-6	.667	1,802
2008-09	6-9	.400	2,793
2009-10	7-5	.583	3,442
2010-11	14-5	.737	2,996
2011-12	12-3	.800	3,139
2012-13	12-3	.800	4,082
2013-14	16-0	1.000	6,371
2014-15	16-0	1.000	12,293
2015-16	16-1	.941	14,364
2016-17	15-1	.938	12,277
2017-18	15-2	.882	13,239
2018-19	11-4	.733	11,539
2019-20	14-0	1.000	11,805
2020-21	5-1	.833	3,500*
<b>Total</b>	<b>225-67</b>	<b>.771</b>	<b>6,127*</b>
<b>Staley Era</b>	<b>159-34</b>	<b>.824</b>	<b>8,195*</b>

\* 2020-21 attendance not counted in average due to COVID-19 regulation restrictions

In women's basketball, Colonial Life Arena has become one of the most feared places to play as enormous crowds fill the building with passion for the Gamecocks.

The state of South Carolina has rallied around head coach Dawn Staley's program in unprecedented numbers as the Gamecocks have led the nation in average attendance in each of the last six seasons. The Gamecocks were one of a few programs to finish the season averaging over 10,000 fans and boast five sellouts (18,000) in the last five seasons.

Colonial Life Arena is more than just the home of South Carolina men's and women's basketball, though. It is also a thriving entertainment venue that the city of Columbia and its surrounding metropolitan area are able to enjoy throughout the year.

Colonial Life Arena is the largest arena in the state of South Carolina with 18,000 seats, and the 10th-largest on-campus basketball facility in the nation. Located on the beautiful University of South Carolina campus, this one-of-a-kind facility features 41 suites, four entertainment suites, and the Frank McGuire Club, a full-service hospitality room that has a capacity of 300. The state-of-the-art facility also features plush seating, a technologically advanced sound system and a one-of-a-kind selection of unique concession foods that will delight fans of all ages.

In Summer 2017, a 12-display center-hung video board and ribbon boards were added to the arena bowl at a cost of \$4.2 million. The center-hung board features four convex-curved main displays that measure approximately 12' x 20' and can show any combination of live video, instant replays, statistics and game information, graphics and animations, and sponsorship messages.

The Arena has hosted numerous sold out shows, including Barnum and Bailey Circus, Paul McCartney, country superstars Kenny Chesney and Taylor Swift, WWE Wrestling, Kanye West and numerous other acts.

The largest building ever constructed at the University of South Carolina at 342,000 square feet, the Arena has an intimate double-deck design that puts every seat close to the action. The cantilever of the upper deck over the lower deck extends further than any other arena of its size with great sight lines.

Two spacious locker rooms for Gamecock men's and women's basketball include team meeting rooms, recruiting rooms, coaches locker rooms and an athletic training room.

***"It is a beautiful thing to see unfold because a lot of people really didn't think it could get done. I tip my hat to Gamecock Nation for making this a wonderful place and creating a home court advantage that allows us to win close basketball games."***

– South Carolina Head Coach Dawn Staley



# DAWN STALEY

## Head Coach

### 13th Season at South Carolina

Catapulting South Carolina into the national spotlight, Dawn Staley has made the Gamecocks a mainstay in the battle for SEC and national championships. In 2017-18, she capped her first decade in Garnet and Black by leading her team to its fourth-straight SEC Tournament title, the first four-peat champion in league history, and celebrating the program's first National Player of the Year and No. 1 WNBA Draft pick in Aja Wilson. Staley's staff has signed two No. 1 recruiting classes in the last three seasons (2019, 2021) and finished the 2019-20 season as the unanimous No. 1 team in the country.

Staley's 12 seasons at the helm of the Gamecocks include:

- 2017 NCAA National Championship
- 161 consecutive weeks ranked in the AP Top 25, including 90 weeks in the top five
- Eight 25-win seasons, including four 30-win campaigns led by a school-record 34 victories in 2014-15
- Five SEC regular-season championships (2014, 2015, 2016, 2017, 2020)
- Five SEC Tournament titles (2015, 2016, 2017, 2018, 2020)
- Six NCAA Attendance titles, averaging over 10,000 fans each season (2015, 2016, 2017, 2018, 2019, 2020)

While her coaching career is in full bloom, Staley is still recognized for her body of work as a one of the most decorated participants in United States women's basketball history. The Naismith Memorial Basketball Hall of Fame solidified that legacy with her enshrinement as part of the Class of 2013. The Phoenix Club of Philadelphia established the Dawn Staley Award recognizing the nation's top guard in women's Division I basketball in 2013 as well. Staley was inducted into the Women's Basketball Hall of Fame as part of the Class of 2012.

In her 21st season as a head coach, Staley has led her teams to 10 25-win seasons, a total of 16 postseason appearances (two WNIT) and 113 weeks in the Associated Press top 10, including 24 in the No. 1 spot. Also a force in USA Basketball, she was named the U.S. Women's National Team head coach for 2017-21, already leading the U.S. to 2018 FIBA World Cup gold to earn USAB National Coach of the Year honors. Prior to that appointment, Staley led three other U.S. teams to gold medals – 2015 FIBA U19 World Championships, 2014 FIBA U18 Americas Championship, 2007 Pan Am Games – and served as an assistant on the Senior National Team 2006-08 and again 2014-16, during which the U.S. claimed gold in the 2014 FIBA World Championship and the 2008 and 2016 Olympics.

At the helm of the Gamecocks over the last 12 seasons, Staley has twice been named National Coach of the Year (2014, 2020) with her 2020 unanimous selection making her the first former Naismith Player of the Year to earn the Naismith Coach of the Year award. She is a four-time SEC Coach of the Year and was the 2012 BCA Female Coach of the Year. She is the only Gamecock basketball coach – men's or women's – to amass 300 victories at South Carolina and became the fastest coach to 200 wins in program history, needing just 277 games at South Carolina to reach the plateau.

Staley has coached a National Player of the Year (Aja Wilson, 2018) and a National Freshman of the Year (Aliyah Boston, 2020). Under her leadership, Six Gamecocks have collected 12 All-America selections, two have picked up five SEC Player of the Year honors, three have earned SEC Defensive Player of the Year recognition a total of four times, one has been the SEC 6th Player of the Year and six were named SEC Freshman of the Year. She has coached 17 Gamecocks to All-SEC honors a combined 32 times, including 14 first-team selections, and eight Gamecocks have been selected in the WNBA Draft in the last five seasons, including 2018 No. 1 pick Aja Wilson who went on to earn WNBA Rookie of the Year honors a year after Allisha Gray became the first Gamecock to capture the honor in 2017. Two other Gamecock draftees earned WNBA All-Rookie Team honors as well.

On Staley's watch, the Gamecocks are enjoying the most sustained success in program history. After posting back-to-back 25-win seasons in 2011-12 and 2012-13 for the first time in more than 30 years, the 2014-15 team broke the school record with 34 wins. South Carolina won more SEC games than the season before in each of her first seven seasons, culminating in the 2015-16 team recording just the second 16-0 conference record in league history. Her Gamecocks are the only SEC program with multiple 16-0 seasons in league history after they matched that mark in 2019-20. Staley's 138 SEC wins account for 68.3 percent of the program's total 202 wins over its 28 seasons in the league. She has delivered the only five SEC championships in program history, and she has helped the Gamecocks to nine of the program's 10 top-four finishes in the league.

## YEAR-BY-YEAR AT SOUTH CAROLINA

Year	School	Record	Conf. Rec.	Conf. Finish	Postseason
2008-09	South Carolina	10-18	2-12	11th	
2009-10	South Carolina	14-15	7-9	T-7th	
2010-11	South Carolina	18-15	8-8	T-5th	WNIT 2nd Round
2011-12	South Carolina	25-10	10-6	T-4th	NCAA Sweet 16
2012-13	South Carolina	25-8	11-5	T-4th	NCAA 2nd Round
2013-14	South Carolina	29-5	14-2	1st	NCAA Sweet 16
2014-15	South Carolina	34-3	15-1	T-1st	SEC Tourn. Champ./NCAA Final Four
2015-16	South Carolina	33-2	16-0	1st	SEC Tourn. Champ./NCAA Sweet 16
2016-17	South Carolina	33-4	14-2	1st	SEC Tourn. Champ./NCAA Champ.
2017-18	South Carolina	29-7	12-4	T-2nd	SEC Tourn. Champ./NCAA Elite Eight
2018-19	South Carolina	23-10	13-3	2nd	NCAA Sweet 16
2019-20	South Carolina	32-1	16-0	1st	SEC Tourn. Champ./NCAA cancelled
2020-21	South Carolina	13-1	8-0		
<b>At SC</b>	<b>13th season</b>	<b>318-99</b>	<b>146-52</b>	<b>5 SEC Titles</b>	<b>5 SEC Tourn. Titles, 1 NCAA Title, 7 Sweet 16s</b>
<b>At Temple</b>	<b>8 seasons</b>	<b>172-80</b>	<b>100-25</b>	<b>3 A-10 Titles</b>	<b>4 A-10 Tourn. Titles, 6 NCAA appearances</b>
<b>Career</b>	<b>21st season</b>	<b>490-179</b>	<b>246-77</b>		

## QUICK FACTS

### Coaching Highlights

#### College

- 14 NCAA Tournament Appearances (8 at South Carolina)
- NCAA National Champion (2017)
- 15 20-Win Seasons (9 at South Carolina)
- 6 Regular-Season Conference Titles (SEC 2014, 2015, 2016, 2017, 2020; A-10 2008)
- 9 Conference Tournament Titles (SEC 2015, 2016, 2017, 2018, 2020; A-10 2002, 2004, 2005, 2006)
- National Coach of the Year (ESPN, AP, WBCA, Naismith, USBWA), 2020
- 3-time Naismith National Coach of the Year Finalist (2014, 2015, 2016)
- Basketball Times National Coach of the Year (2014)
- 4-time WBCA Region Coach of the Year (Region 3 2014, 2015, 2016; Region 1 2005)
- Six-time Conference Coach of the Year (SEC 2014, 2015, 2016, 2020; A-10 2004, 2005)

#### USA Basketball

- Senior National Team Head Coach (2017-20) – FIBA AmeriCup gold medal (2019), FIBA World Cup gold medal (2018), National Coach of the Year (2018)
- Senior National Team Asst. Coach (2006-08, 2014-16) – Rio Olympics gold medal (2016), FIBA World Championship gold medal (2014), Beijing Olympics gold medal (2008), FIBA Americas Championship gold medal (2007), FIBA World Championship bronze medal (2006)
- U19 National Team Head Coach – FIBA U19 World Championship gold medal (2015), co-National Coach of the Year (2015)
- U18 National Team Head Coach – FIBA U18 Americas Championship gold medal (2014)
- Pan Am Games Head Coach – Gold medal (2007)

### Playing Highlights

#### U.S. Professional – 11 seasons

- Five-time WNBA All-Star (2001, 2002, 2003, 2005, 2006)
- Two-time ABL All-Star (1997, 1998)
- WNBA All-Decade Team

#### USA Basketball

- Olympic gold medalist (1996, 2000, 2004)
- Flag bearer for U.S. in Olympic Games Opening Ceremony (2004)
- Two-time USA Basketball Female Athlete of the Year (1994, 2004)

#### College – Virginia (1989-92)

- Kodak All-America (1990, 1991, 1992)
- Honda-Broderick Cup Award for Collegiate Female Athlete of the Year (1991)
- Two-time ACC Player of the Year (1991, 1992)
- NCAA Tournament MOP (1991)

### Other Notables

- Naismith Memorial Basketball Hall of Fame, Class of 2013
- Order of the Palmetto Recipient (2013)
- Women's Basketball Hall of Fame, Class of 2012

## STALEY-ERA TEAM RECORDS

## Scoring

Most	Points
1. vs. Charleston, 11/25/20	119
2. vs. Savannah State, 12/14/14	111
3. at Vanderbilt, 1/14/21	106
4. vs. Arkansas, 1/18/21	104
5. at Alabama, 1/8/15	102

Fewest	Points
1. at Stanford, 11/26/10	32*
2. vs. Georgia, 3/4/11	34
3. vs. Mississippi State, 3/5/09	39
4. at Georgia, 1/13/13	40
5. at Mississippi State, 2/26/09	41

Fewest Allowed	Points
1. vs. South Carolina State, 12/14/11	21
2. vs. Presbyterian, 11/27/11	24
3. vs. NC Central, 12/1/14	26
vs. SC State, 12/22/13	26
5. vs. NC Central, 12/2/13	27

Most Allowed	Points
1. at Connecticut, 2/11/19	97
2. vs. Arkansas, 3/8/19	95
3. vs. Baylor, 12/2/18	94
vs. Connecticut, 3/26/18	94
at Clemson, 11/19/09	94

## Margin of Outcome

Victory	Score	Margin
1. vs. Charleston, 11/25/20	119-38	+81
2. vs. Charleston Southern, 11/8/13	99-29	+70
3. vs. Alabama State, 11/10/17	99-31	+68
vs. NC Central, 12/1/14	90-26	+64
5. at Vanderbilt, 1/14/21	106-43	+63

Defeat	Score	Margin
1. at Stanford, 11/26/10	32-70	-38
2. vs. Georgia, 3/4/11	34-66	-32
3. vs. Stanford, 12/19/08	47-78	-31
4. at Penn State, 11/21/10	48-78	-30
5. vs. Connecticut, 3/26/18	65-94	-29
vs. Connecticut, 12/28/08	48-77	-29

## Field Goals

Made	FGM
1. at Vanderbilt, 1/14/21	42
vs. Charleston, 11/25/20	42
3. vs. Arkansas, 1/18/21	40
4. vs. Temple, 12/17/20	39
vs. Savannah State, 12/17/17	39
vs. Western Carolina, 11/30/17	39
vs. Charleston Southern, 11/8/13	39

Attempts	FGA
1. vs. Arkansas, 3/7/20	82
2. at Arkansas, 2/3/19	80
3. vs. Florida, 12/31/20	79
4. at Vanderbilt, 1/14/21	76
vs. Penn State, 11/20/11	76

Highest Percentage (Min. 40 FGA)	FGM-A	Pct
1. at Vanderbilt, 1/18/18	36-54	.667
2. vs. Savannah State, 3/20/15	34-53	.642
3. at Alabama, 1/8/15	37-58	.638
4. vs. Kentucky, 2/26/17	34-55	.618
5. vs. Florida State, 3/29/15	30-49	.612

Lowest Percentage (Min. 40 FGA)	FGM-A	Pct
1. at Stanford, 11/26/10	12-55	.218
2. vs. Georgia, 3/4/11	12-52	.231
3. at Florida, 1/20/13	15-64	.234
4. at Kentucky, 2/5/09	13-55	.236
5. at Georgia, 1/2/11	13-54	.241

Lowest %age Allowed (Min. 40 FGA)	FGM-A	Pct
1. vs. South Carolina State, 12/14/11	6-48	.125
2. vs. NC Central, 12/2/13	8-50	.160
3. vs. Charleston, 11/25/20	13-74	.176
4. vs. Charleston Southern, 11/8/13	10-54	.185
5. vs. Arkansas, 3/6/15	11-57	.193
vs. Hampton, 11/22/12	11-57	.193

Highest %age Allowed (Min. 40 FGA)	FGM-A	Pct
1. vs. Connecticut, 3/26/18	37-63	.587
2. vs. Connecticut, 2/11/19	37-65	.569
3. vs. Connecticut, 12/28/08	35-62	.565
vs. Florida, 1/9/11	26-46	.565
5. vs. Tennessee, 1/14/18	31-55	.564

## 3-Point Field Goals

Made	3FGM
1. vs. Minnesota, 12/11/16	16
2. vs. Temple, 12/21/18	15
3. vs. Appalachian State, 12/5/18	14
at Auburn, 1/5/17	14
5. at Iowa State, 12/6/20	13

Attempts	3FGA
1. vs. Minnesota, 12/11/16	33
2. vs. Syracuse, 3/25/16	32
3. vs. Temple, 12/21/18	31
4. vs. Drake, 11/24/18 (includes overtime)	30
5. vs. Arkansas, 3/7/20	29
vs. Penn State, 11/20/11	29

Percentage (Min. 5 3FGA)	3FGM-A	Pct
1. vs. ETSU, 11/22/18	11-16	.688
2. vs. Kentucky, 2/18/18	6-9	.667
vs. Oregon State, 3/25/14	4-6	.667
vs. Ole Miss, 1/30/14	4-6	.667
vs. Savannah State, 12/28/13	4-6	.667
vs. Western Carolina, 12/29/12	6-9	.667
at Alabama, 1/10/10	8-12	.667
vs. Charlotte, 12/21/08	8-12	.667

## Free Throws

Made	FTM
1. vs. Savannah State, 12/14/14	34
vs. Oregon State, 3/25/14	34
3. vs. Missouri, 1/10/16	32
vs. Ole Miss, 1/30/14	32
at Mississippi State, 1/6/12	32

Attempts	FTA
1. at Mississippi State, 1/6/13	50
2. vs. Savannah State, 12/28/13	48
3. vs. Charleston, 11/25/20	47
vs. Savannah State, 12/14/14	47
5. vs. Missouri, 2/2/14	46

Percentage (Min. 10 FTA)	FTM-A	Pct
1. vs. Quinnipiac, 3/25/17	18-19	.947
2. at Texas A&M, 2/23/17	15-16	.923
3. vs. Kentucky, 2/18/18	23-25	.920
4. vs. Temple, 12/21/18	11-12	.917
5. vs. Mississippi State, 3/4/18	10-11	.909
vs. Alabama, 1/19/14	10-11	.909

## Rebounding

Total	Rebs
1. vs. Charleston, 11/25/20	73
2. vs. Arkansas, 1/25/18	62
vs. College of Charleston, 11/14/13	62
4. at Vanderbilt, 1/14/21	60
vs. Arkansas, 3/7/20	60

Margin	Rebs	Margin
1. vs. Charleston, 11/25/20	73-28	+45
2. vs. Savannah State, 12/14/14	56-21	+35
3. vs. Hampton, 12/16/15	52-19	+33
4. at Vanderbilt, 1/14/21	60-28	+32
5. vs. Arkansas, 1/25/18	62-31	+31

Offensive	Off. Rebs
1. vs. Elon, 11/9/12	29
2. vs. Arkansas, 3/7/20	28
3. vs. Arkansas, 1/25/18	27
vs. College of Charleston, 11/23/11	27
5. at Alabama, 1/4/21	26
vs. Kansas, 3/25/13	26
at Florida, 1/20/13	26

## Turnovers

Fewest	TOs
1. at Tennessee, 2/2/12	4
2. at Ole Miss, 1/4/18	5
vs. UNC Asheville, 3/17/17	5
vs. Vanderbilt, 2/16/17	5
vs. CSU Bakersfield, 11/28/15	5
at Clemson, 11/18/15	5
vs. Syracuse, 11/28/14	5
vs. Tennessee, 2/23/15	5
at Missouri, 2/28/13	5
vs. Georgia, 3/2/12	5
vs. Ole Miss, 3/3/11	5

Most	TOs
1. at Wake Forest, 12/3/08	32
2. at Ole Miss, 2/25/16	29
vs. Hampton, 11/22/12	29
vs. Kentucky, 1/15/12	29
5. at Kentucky, 1/13/11	28

## Assists

1. vs. Minnesota, 12/11/16	29
2. vs. NC Central, 12/1/14	26
3. vs. Winthrop, 12/13/15	25
vs. UNCG, 11/15/15	25
vs. San Diego State, 11/23/14	25
vs. Clemson, 11/20/14	25
vs. Alabama, 1/19/14	25
vs. Charleston Southern, 11/8/13	25

Steals	Stals
1. at Alabama State, 11/11/18	22
2. vs. Alabama State, 11/10/17	21
vs. NC Central, 12/1/14	21
vs. Furman, 12/11/11	21
5. vs. San Diego State, 11/23/14	18

Blocked Shots	Blocked Shots
1. vs. Clemson, 11/15/18	16*
vs. Winthrop, 12/13/15	16*
3. vs. Arkansas, 3/6/15	15
4. vs. Georgia, 1/21/21	14
at Mississippi State, 2/6/14	14
vs. Kentucky, 1/9/14	14

\* indicates also a school record



# LAETICIA AMIHERE

6-4 • So. • Forward • Mississauga, Ontario

# 15

## Career Stats at South Carolina

Season	gp-gs	min/avg	fg-fga	pct	3fg-fga	pct	ft-fta	pct	off	def	tot	avg	pf	fo	ast	to	blk	stl	pts	avg
2019-20	29-0	372/12.8	48-115	.417	7-13	.538	33-61	.541	42	72	114	3.9	58	1	16	45	33	18	136	4.7
2020-21	14-1	256/18.3	35-94	.372	0-8	.000	27-44	.614	33	43	76	5.4	33	1	18	28	17	12	97	6.9
<b>TOTAL</b>	<b>43-1</b>	<b>628/14.6</b>	<b>83-209</b>	<b>.397</b>	<b>7-21</b>	<b>.333</b>	<b>60-105</b>	<b>.571</b>	<b>75</b>	<b>115</b>	<b>190</b>	<b>4.4</b>	<b>91</b>	<b>2</b>	<b>34</b>	<b>73</b>	<b>50</b>	<b>30</b>	<b>233</b>	<b>5.4</b>

## Career Notables

- In 2019-20, showed flashes of athleticism and talent that made her the No. 10 overall recruit in the Class of 2019
- Joined team in Jan. 2019 to recover from knee injury that ended her senior year of high school early
- Was part of Team Canada the competed at the FIBA Olympic Qualifying Tournament in Belgium (Feb. 7-9, 2020), during which Canada qualified for the Tokyo Olympics

## Season Highlights

- Added 15 pounds of muscle in the offseason and improved vertical jump from 22 to 28 inches, long jump from 7-8 to 8-4 and 3/4-court speed from 3.27 seconds to 2.96 seconds
- Tied for ninth in the SEC in blocked shots (1.2)
- Cracked double figures for the second game in a row at Vanderbilt (Jan. 14), pouring in 11 points along with tying her career high in blocks and steals with three each
- Scored eight of her 10 points in the first half at #10/8 Kentucky (Jan. 10) to keep the game close and added her final points on a putback late in the third quarter that gave the Gamecocks their first lead of the night
- Drew her first career start against Temple (Dec. 17), scoring the first Gamecocks' first points of the game as part of her 11 in the outing for her fourth double-figure scoring game in six outings
- Hit a pair of free throws to stop an 8-2 first-quarter run at #23/18 Iowa State (Dec. 6), keeping the Gamecocks in front
- Snagged a career best 15 rebounds, seven coming on the offensive glass, against NC State (Dec. 3) to tally her second double-double of the season
- Played a career-high 31 minutes against South Dakota (Nov. 28) where she poured in 11 points off the bench
- Opened the season with her first career double-double, scoring 11 points and pulling down 11 rebounds against the College of Charleston (Nov. 25)

## Awards

SEC Winter Academic Honor Roll (2019-20)  
SEC Community Service Team (2019-20)

## High School

WBCA All-America Honorable Mention (2019)

## Team Canada

2020 FIBA Olympic Qualifying Tourn. (Belgium)  
2017 FIBA U19 World Cup, bronze medal  
2017 FIBA U19 World Cup, All-Tournament Team  
2016 FIBA U17 FIBA World Cup  
2015 FIBA U16 Americas Cup, gold medal

## Miscellaneous

	Season	Career	Record
<b>Double-Doubles</b>	2	2	1-1
<b>10+ Points</b>	6	10	9-1
<b>10+ Rebounds</b>	2	2	1-1
<b>Team-High Pts.</b>	1	2	1-1
<b>Team-High Rebs.</b>	2	4	3-1
<b>Tm-High Assists</b>	0	1	1-0

## Career Highs

**Pts**.....16 at Ole Miss, 1/30/20  
**FG**.....6, 2x, last at Ole Miss, 1/30/20  
**FGA**.....16 vs. NC State, 12/3/20  
**3FG**.....2 at Ole Miss, 1/30/20  
**3FGA**.....3 at Ole Miss, 1/30/20  
**FT**.....5, 2x, last vs. Temple, 12/17/20  
**FTA**.....9 vs. College of Charleston, 11/25/20  
**Reb**.....15 vs. NC State, 12/3/20  
**Off Reb**.....7 vs. NC State, 12/3/20  
**Blk**.....3, 7x, last vs Arkansas, 1/18/21  
**Stl**.....4 vs. Georgia, 1/21/21  
**Asst**.....3, 2x, last vs. Duke, 12/19/19  
**Min**.....31 vs. South Dakota, 11/28/20

## SEC Career Highs

**Pts**.....16 at Ole Miss, 1/30/20  
**FG**.....6, 2x, last at Ole Miss, 1/30/20  
**FGA**.....9, 3x, last at Mississippi State, 1/28/21  
**3FG**.....2 at Ole Miss, 1/30/20  
**3FGA**.....3 at Ole Miss, 1/30/20  
**FT**.....3, 4x, last at Vanderbilt, 1/14/21  
**FTA**.....5 at Vanderbilt, 1/14/21  
**Reb**.....9 at Florida, 2/27/20  
**Off Reb**.....5 at Florida, 2/27/20  
**Blk**.....3, 5x, last vs Arkansas, 1/18/21  
**Stl**.....4 vs. Georgia, 1/21/21  
**Asst**.....2, 4x, last at Mississippi State, 1/28/21  
**Min**.....24 at Kentucky, 1/10/21

## GAME-BY-GAME

Opponent	Date	gs	min	Total		3-Pointers		Free throws		Rebounds				pf	a	t/o	blk	stl	pts	avg
				fg-fga	pct	3fg-fga	pct	ft-fta	pct	off	def	tot	avg							
COL. OF CHARLESTON	11/25/20	23	3-4	.750	0-1	.000	5-9	.556	2	9	11	11.0	4	2	2	0	11	11.0		
vs South Dakota	11/28/20	30	4-12	.333	0-1	.000	3-6	.500	5	4	9	10.0	3	1	2	3	0	11	11.0	
vs #21/20 Gonzaga	11/29/20	24	2-5	.400	0-0	.000	2-5	.400	1	3	4	8.0	3	2	1	1	0	6	9.3	
#8/6 NC STATE	12/03/20	27	5-16	.313	0-2	.000	1-3	.333	7	8	15	9.8	1	2	2	0	11	9.8		
at #23/18 Iowa State	12/06/20	7	0-3	.000	0-0	.000	4-4	1.000	2	0	2	8.2	5	1	1	0	0	4	8.6	
TEMPLE	12/17/20	15	3-6	.500	0-1	.000	5-5	1.000	0	3	3	7.3	2	1	1	0	1	11	9.0	
FLORIDA	12/31/20	12	1-5	.200	0-1	.000	0-0	.000	2	1	3	6.7	3	2	3	2	1	2	8.0	
at Alabama	01/04/21	15	1-7	.143	0-0	.000	1-2	.500	4	1	5	6.5	0	0	5	0	0	3	7.4	
at #10/8 Kentucky	01/10/21	24	5-9	.556	0-1	.000	0-0	.000	2	2	4	6.2	0	1	3	0	1	10	7.7	
at Vanderbilt	01/14/21	19	4-7	.571	0-0	.000	3-5	.600	4	4	8	6.4	3	1	1	3	3	11	8.0	
#15/16 ARKANSAS	01/18/21	18	3-7	.429	0-0	.000	0-0	.000	1	0	1	5.9	2	2	1	3	1	6	7.8	
#22/23 GEORGIA	01/21/21	17	1-4	.250	0-0	.000	2-4	.500	2	0	2	5.6	3	1	2	1	4	4	6.5	
at LSU	01/24/21	7	0-0	.000	0-0	.000	0-0	.000	0	2	2	5.3	1	0	1	0	0	0	7.9	
at #21/19 Mississippi State	01/28/21	18	3-9	.333	0-1	.000	1-1	1.000	1	6	7	5.4	3	2	3	0	1	7	6.9	
<b>Totals</b>		<b>1</b>	<b>256</b>	<b>35-94</b>	<b>.372</b>	<b>0-8</b>	<b>.000</b>	<b>27-44</b>	<b>.614</b>	<b>33</b>	<b>43</b>	<b>76</b>	<b>5.4</b>	<b>33</b>	<b>18</b>	<b>28</b>	<b>17</b>	<b>12</b>	<b>97</b>	<b>6.9</b>

Games played: 14  
Minutes/game: 18.3  
Points/game: 6.9  
FG Pct: 37.2  
3FG Pct: 0.0  
FT Pct: 61.4

Rebounds/game: 5.4  
Assists/game: 1.3  
Turnovers/game: 2.0  
Assist/turnover ratio: 0.6  
Steals/game: 0.9  
Blocks/game: 1.2



# BREA BEAL

6-1 • So. • Guard • Rock Island, Ill.

# 12

## Career Stats at South Carolina

Season	gp-gs	min/avg	fg-fga	pct	3fg-fga	pct	ft-fa	pct	off	def	tot	avg	pf	fo	ast	to	blk	stl	pts	avg
2019-20	33-33	702/21.3	72-173	.416	13-45	.289	44-79	.557	59	118	177	5.4	48	0	34	46	27	27	201	6.1
2020-21	14-14	351/25.1	48-106	.453	11-29	.379	17-33	.515	21	44	65	4.6	27	0	19	15	5	13	124	8.9
TOTAL	47-47	1053/22.4	120-279	.430	24-74	.324	61-112	.545	80	162	242	5.1	75	0	53	61	32	40	325	6.9

## Career Notables

- Defensive force often called on to stop opponent's top scorer
- Has scoring ability and continues to grow in that area
- Notched first career double-double in the 2020 SEC Championship game
- Ranked No. 11 recruit in Class of 2019 and a consensus All-American

## Season Highlights

- Great defensive effort at #21/19 Mississippi State (Jan. 28), holding leading scorer Rickea Jackson to just two first-half points
- Came up big at LSU (Jan. 24), scoring six of her 10 points in the third quarter as the Gamecocks rallied to regain the lead... also tied her career high with four assists
- Had a career scoring night for the second-straight game with 22 against #15/16 Arkansas (Jan. 18), scoring seven of in the first quarter and adding nine during the third as the Gamecocks pulled away with the lead... all while helping lock up Arkansas' prolific offensive weapons on the perimeter
- Scored 10 of her then career-high 17 points in the first quarter at Vanderbilt (Jan. 14) and finished the game with three made 3s, tying her career high from beyond the arc
- Strong effort at #10/8 Kentucky (Jan. 10), making All-American Rhyne Howard work on both sides of the ball throughout the game, which slowed down the Wildcats' star late in the game
- Had her first double-digit rebound game of the season at Alabama (Jan. 4), grabbing eight in the first half, including six defensive boards in the second quarter to help hold the Tide to just nine points
- Was aggressive offensively early at #23/18 Iowa State (Dec. 6), scoring five of the team's first seven points and going on to finish with a season-high 13 points, including three 3s
- Provided an offensive spark against #21/20 Gonzaga (Nov. 29) scoring a then season-high 12 points to go along with her team high seven rebounds

## Awards

2020 Cheryl Miller Award Watch List  
SEC First-Year Academic Honor Roll (2019-20)

## High School

Naismith All-America Third Team (2019)  
WBCA All-America Third Team (2019)  
McDonald's All-America (2019)

## In the Record Book

Season  
Most games started by a freshman (33 in 2019-20)

## Miscellaneous

	Season	Career	Record
20+ Points	1	1	1-0
10+ Points	5	11	11-0
10+ Rebounds	1	6	6-0
Team-High Points	0	1	1-0
Team-High Rebs.	1	5	5-0
Team-High Assts.	0	2	2-0

## Career Highs

Pts	22 vs. Arkansas, 1/18/21
FG	7, 3x, last vs. Arkansas, 1/18/21
FGA	11, 2x, last vs. Arkansas, 1/18/21
3FG	3, 4x, last vs. Arkansas, 1/18/21
3FGA	5, 3x, last vs. Arkansas, 1/18/21
FT	8 at Maryland, 11/10/19
FTA	12 at Maryland, 11/10/19
Reb	13 at Missouri, 1/16/20
Blk	3 vs. Mississippi State, 3/8/20
Stl	3, 4x, last vs. Mississippi State, 1/20/20
Asst	4, 3x, last at LSU, 1/24/21
Min	35 vs. Arkansas, 1/18/21

## SEC Career Highs

Pts	22 vs. Arkansas, 1/18/21
FG	7, 3x, last vs. Arkansas, 1/18/21
FGA	11, 2x, last vs. Arkansas, 1/18/21
3FG	3, 2x, last vs. Arkansas, 1/18/21
3FGA	5 vs. Arkansas, 1/18/21
FT	5 vs. Arkansas, 1/18/21
FTA	6, 3x, last at Mississippi State, 1/28/21
Reb	13 at Missouri, 1/16/20
Blk	2, 4x, last at Florida, 2/27/20
Stl	3, 2x vs. Mississippi State, 1/20/20
Asst	4 at LSU, 1/24/21
Min	35 vs. Arkansas, 1/18/21

## GAME-BY-GAME

Opponent	Date	gs	min	Total		3-Pointers		Free throws		Rebounds				pf	a	t/o	blk	stl	pts	avg	
				fg-fga	pct	3fg-fga	pct	ft-fa	pct	off	def	tot	avg								
COL. OF CHARLESTON	11/25/20	*	17	4-9	.444	0-1	.000	0-1	.000	1	1	2	2.0	1	1	1	0	1	8	8.0	
vs South Dakota	11/28/20	*	23	1-4	.250	0-0	.000	1-4	.250	2	3	5	3.5	4	3	1	0	0	3	5.5	
vs #21/20 Gonzaga	11/29/20	*	32	5-7	.714	0-0	.000	2-4	.500	5	2	7	4.7	2	1	1	1	1	12	7.7	
#8/6 NC STATE	12/03/20	*	21	2-6	.333	0-0	.000	1-2	.500	0	4	4	4.5	1	0	1	2	1	5	7.0	
at #23/18 Iowa State	12/06/20	*	24	5-9	.556	3-5	.600	0-0	.000	1	3	4	4.4	2	2	2	0	0	13	8.2	
TEMPLE	12/17/20	*	19	2-8	.250	1-3	.333	0-0	.000	2	1	3	4.2	1	3	1	0	2	5	7.7	
FLORIDA	12/31/20	*	27	2-11	.182	0-3	.000	0-0	.000	1	0	1	3.7	3	2	2	0	0	4	7.1	
at Alabama	01/04/21	*	28	4-6	.667	0-2	.000	0-0	.000	2	8	10	4.5	3	0	0	0	1	8	7.3	
at #10/8 Kentucky	01/10/21	*	25	1-2	.500	0-0	.000	0-0	.000	2	4	6	4.7	3	0	2	0	0	2	6.7	
at Vanderbilt	01/14/21	*	20	7-9	.778	3-4	.750	0-2	.000	1	2	3	4.5	0	1	0	0	0	17	7.7	
#15/16 ARKANSAS	01/18/21	*	35	7-11	.636	3-5	.600	5-6	.833	0	4	4	4.5	0	1	0	0	2	22	9.0	
#22/23 GEORGIA	01/21/21	*	22	3-7	.429	1-2	.500	2-2	1.000	2	5	7	4.7	2	1	3	1	2	9	9.0	
at LSU	01/24/21	*	34	4-9	.444	0-2	.000	2-6	.333	1	3	4	4.6	3	4	0	1	2	10	9.1	
at #21/19 Mississippi State	01/28/21	*	24	1-8	.125	0-2	.000	4-6	.667	1	4	5	4.6	2	0	1	0	1	6	8.9	
Totals			14	351	48-106	.453	11-29	.379	17-33	.515	21	44	65	4.6	27	19	15	5	13	124	8.9

Games played: 14  
Minutes/game: 25.1  
Points/game: 8.9  
FG Pct: 45.3  
3FG Pct: 37.9  
FT Pct: 51.5

Rebounds/game: 4.6  
Assists/game: 1.4  
Turnovers/game: 1.1  
Assist/turnover ratio: 1.3  
Steals/game: 0.9  
Blocks/game: 0.4





# ALIYAH BOSTON

6-5 • So. • Forward • St. Thomas, U.S.V.I.

# 4

## Career Stats at South Carolina

Season	gp-gs	min/avg	fg-fga	pct	3fg-fga	pct	ft-fa	pct	off	def	tot	avg	pf	fo	ast	to	blk	stl	pts	avg
2019-20	33-33	786/23.8	174-286	.608	2-12	.167	62-84	.738	117	193	310	9.4	68	1	34	37	86	42	412	12.5
2020-21	14-14	403/28.8	81-164	.494	7-25	.280	30-43	.698	56	103	159	11.4	37	0	18	21	44	19	199	14.2
TOTAL	47-47	1189/25.3	255-450	.567	9-37	.243	92-127	.724	173	296	469	10.0	105	1	52	58	130	61	611	13.0

## Awards

2021 AP Preseason All-America  
 2021 Watch Lists – Naismith Trophy, Wade Trophy, Wooden Award, Naismith Def. POY, Lisa Leslie Award  
 2020 National Fr. of the Year (ESPN, USBWA, WBCA)  
 2020 Lisa Leslie Center of the Year  
 2020 All-America Second Team (AP, USBWA)  
 2020 All-SEC First Team  
 2020 SEC Defensive Player of the Year  
 2020 SEC Freshman of the Year  
 2020 Her Hoop Stats Fab 15 Freshmen  
 SEC First-Year Academic Honor Roll (2019-20)

## High School

Naismith, WBCA All-America Second Team (2019)  
 McDonald's, SLAM All-America (2019)

## USA Basketball

2019 FIBA U19 World Cup, gold medal  
 2018 Youth Olympic Games 3x3, gold medal  
 2018 FIBA U17 World Cup, gold medal  
 2018 FIBA U17 World Cup, All-Star Five  
 2017 FIBA U16 Americas Cup, gold medal  
 2017 FIBA U16 Americas Cup, MVP

## Miscellaneous

	Season	Career	Record
Triple-Double	1	2	2-0
Double-Double	7	20	20-0
20+ Points	4	6	6-0
10+ Points	10	38	37-1
10+ Rebounds	10	26	26-0
5+ Blocks	3	9	9-0
Tm-High Points	4	11	11-0
Tm-High Rebs.	10	35	35-0
Tm-High Assists	1	1	1-0

## Career Highs

Pts	28 vs. Florida, 12/31/20
FG	11, 2x, last vs. Arkansas, 1/18/21
FGA	18 vs. Florida, 12/31/20
3FG	3 vs. Florida, 12/31/20
3FGA	5 vs. Florida, 12/31/20
FT	7 at Alabama, 1/5/20
FTA	9 at Alabama, 1/5/20
Reb	25 vs. Arkansas, 1/9/20
Off Reb	10 vs. Arkansas, 1/9/20
Blk	10, 2x, last vs. Georgia, 1/21/21*
Asst	4, 2x, last vs. South Dakota, 11/28/20
Stl	4, 2x, last vs. South Dakota, 11/28/20
Min	37 vs. UConn, 2/10/20

## SEC Career Highs

Pts	28 vs. Florida, 12/31/20
FG	11, 2x, last vs. Arkansas, 1/18/21
FGA	18 vs. Florida, 12/31/20
3FG	3 vs. Florida, 12/31/20
3FGA	5 vs. Florida, 12/31/20
FT	7 at Alabama, 1/5/20
FTA	9 at Alabama, 1/5/20
Reb	25 vs. Arkansas, 1/9/20
Off Reb	10 vs. Arkansas, 1/9/20
Blk	10 vs. Georgia, 1/21/21*
Asst	3, 2x, last vs. Arkansas, 1/18/21
Stl	4 at Georgia, 1/26/20
Min	36, 2x, last at LSU, 1/24/21

\* indicates school record

## In the Record Books

### Career

1st – Triple-Doubles (2)  
 T-10th – Blocks (130)

### Season

3rd – Blocked shots average (2.6 in 2019-20)  
 1st – Offensive rebounds vs. SEC (56 in 2019-20)  
 3rd – Double-doubles vs. SEC (7 in 2019-20)  
 Best FG% by a freshman (.608 (174-286) in 2019-20)  
 Most double-doubles by a freshman (13 in 2019-20)  
 Most blocked shots by a freshman (86 in 2019-20)  
 Best rebounding average by a freshman (9.4 in 2019-20)  
 Most offensive rebs. by a freshman (117 in 2019-20)  
 Most games started by a freshman (33 in 2019-20)

### Game

1st – Blocked shots (10, 2x, last vs. Georgia, 1/21/21)  
 2nd – Rebounds (25 vs. Arkansas, 1/9/20)  
 3rd – Offensive rebounds (10 vs. Arkansas, 1/9/20)  
 1st – Blocked shots vs. SEC (10 vs. Georgia, 1/21/21)  
 1st – Offensive rebounds vs. SEC (10 vs. Arkansas, 1/9/20)  
 2nd – Rebounds vs. SEC (25 vs. Arkansas, 1/9/20)  
 Most rebounds by a freshman (25 vs. Arkansas, 1/9/20)  
 Most blocks by a freshman (10 vs. Ala. State, 11/5/19)  
 Most blocked by a sophomore (10 vs. Georgia, 1/21/21)  
 Best FG% by a freshman (1.000 (6-6) vs. App. State, 11/17/19)  
 Most offensive rebs. by a freshman (10 vs. Ark., 1/9/20)

## Career Notables

- Program's first National Freshman of the Year, winning that title unanimously in 2020
- Only player in program history with multiple triple-doubles; first Gamecock to post a triple-double in an SEC game and one vs. a ranked opponent
- As a freshman, averaged a double-double in SEC play (13.1 ppg/10.3 rpg) and against ranked opponents (13.0 ppg/10.9 rpg); sixth in nation in field goal percentage and 21st in blocked shots per game
- Ranked No. 3 recruit in Class of 2019 and a consensus All-American

## Season Highlights

- Team captain
- Ranks 15th in the NCAA in rebounding average (11.4), second in the SEC ... ninth in NCAA with SEC-best 3.1 blocks per game and tied for 19th in NCAA in double-doubles (7) ... ranks second in the SEC in offensive rebounding (4.0) ... 21st in the SEC in scoring ... one of five players in the SEC to average a double-double
- In conference play, 11th in scoring (16.3), second in rebounding (12.6), first in blocks (4.96) and offensive rebounds (4.4), eighth in field goal percentage (.515)
- Notched her third straight double-double with 20 points and 14 rebounds at LSU (Jan. 24)... dominated the glass in the third quarter with six and scored seven points in the decisive fourth quarter
- Made history against #22/23 Georgia (Jan. 21), notching the program's first triple-double in SEC play with 16 points, 11 rebounds and 10 blocks, the second triple-double of her career
- Came out hot against #15/16 Arkansas (Jan. 18) with six points, six rebounds and three blocks in the game's opening five minutes ... added five points to a 9-0 run late in the third that established a double-digit lead
- Took over in the third quarter at #10/8 Kentucky (Jan. 10), scoring 10 of her 20 points in the period to ... with a double-double, her fourth of the season, and seven blocks, tying her SEC career high, and earn SEC co-Player of the Week
- Scored a career-best 28 points against Florida (Dec. 31), including a 19-point and 11-rebound first half where she became the 11th fastest Gamecock to score 500 points in her career ... scored eight points in the paint, eight on midrange jumpers, nine from 3-point range and three free throws
- Showed off her inside-out game early at #23/18 Iowa State (Dec. 6), scoring five of the team's first 10 points on a putback and a 3-pointer ... scored four of her then season-high 13 points off offensive rebounds
- Started the season with an 11-point, 12-rebound double-double against Charleston (Nov. 25), the 14th double-double of her career

## BOSTON GAME-BY-GAME

Opponent	Date	gs	min	Total		3-Pointers		Free throws		Rebounds				pf	a	t/o	blk	stl	pts	avg	
				fg-fga	pct	3fg-fga	pct	ft-fa	pct	off	def	tot	avg								
COL. OF CHARLESTON	11/25/20	*	22	5-7	.714	0-0	.000	1-2	.500	4	8	12	12.0	2	1	2	1	0	11	11.0	
vs South Dakota	11/28/20	*	28	5-14	.357	0-1	.000	2-4	.500	3	5	8	10.0	4	4	0	0	4	12	11.5	
vs #21/20 Gonzaga	11/29/20	*	25	3-5	.600	0-0	.000	4-6	.667	2	3	5	8.3	4	0	1	1	1	10	11.0	
#8/6 NC STATE	12/03/20	*	35	4-14	.286	1-3	.333	0-0	.000	3	6	9	8.5	2	0	3	1	0	9	10.5	
at #23/18 Iowa State	12/06/20	*	35	6-11	.545	1-3	.333	0-0	.000	5	10	15	9.8	3	3	2	1	1	13	11.0	
TEMPLE	12/17/20	*	22	6-12	.500	0-2	.000	2-2	1.000	4	5	9	9.7	1	1	0	3	1	14	11.5	
FLORIDA	12/31/20	*	36	11-18	.611	3-5	.600	3-4	.750	5	11	16	10.6	3	1	0	4	3	28	13.9	
at Alabama	01/04/21	*	35	2-10	.200	0-0	.000	1-2	.500	3	7	10	10.5	4	0	0	2	2	5	12.8	
at #10/8 Kentucky	01/10/21	*	25	8-14	.571	1-1	1.000	3-4	.750	5	7	12	10.7	3	1	2	7	3	20	13.6	
at Vanderbilt	01/14/21	*	19	4-8	.500	0-1	.000	1-1	1.000	4	6	10	10.6	0	2	2	4	2	9	13.1	
#15/16 ARKANSAS	01/18/21	*	32	11-17	.647	0-2	.000	4-5	.800	6	10	16	11.1	2	3	1	6	0	26	14.3	
#22/23 GEORGIA	01/21/21	*	31	5-12	.417	1-3	.333	5-6	.833	2	9	11	11.1	2	2	3	10	2	16	14.4	
at LSU	01/24/21	*	36	8-15	.533	0-2	.000	4-7	.571	6	8	14	11.3	3	0	1	1	0	20	14.8	
at #21/19 Mississippi State	01/28/21	*	22	3-7	.429	0-2	.000	0-0	.000	4	8	12	11.4	4	0	4	3	0	6	14.2	
<b>Totals</b>			<b>14</b>	<b>403</b>	<b>81-164</b>	<b>.494</b>	<b>7-25</b>	<b>.280</b>	<b>30-43</b>	<b>.698</b>	<b>56</b>	<b>103</b>	<b>159</b>	<b>11.4</b>	<b>37</b>	<b>18</b>	<b>21</b>	<b>44</b>	<b>19</b>	<b>199</b>	<b>14.2</b>

Games played: 14  
 Minutes/game: 28.8  
 Points/game: 14.2  
 FG Pct: 49.4  
 3FG Pct: 28.0  
 FT Pct: 69.8

Rebounds/game: 11.4  
 Assists/game: 1.3  
 Turnovers/game: 1.5  
 Assist/turnover ratio: 0.9  
 Steals/game: 1.4  
 Blocks/game: 3.1



# ZIA COOKE

5-9 • So. • Guard • Toledo, Ohio

1

## Career Stats at South Carolina

Season	gp-gs	min/avg	fg-fga	pct	3fg-fga	pct	ft-fa	pct	off	def	tot	avg	pf	fo	ast	to	blk	stl	pts	avg
2019-20	33-33	876/26.5	139-360	.386	40-112	.357	79-111	.712	31	64	95	2.9	52	0	61	58	7	36	397	12.0
2020-21	14-14	436/31.1	78-192	.406	20-49	.408	45-58	.776	5	34	39	2.8	18	0	33	35	1	14	221	15.8
<b>TOTAL</b>	<b>47-47</b>	<b>1312/27.9</b>	<b>217-552</b>	<b>.393</b>	<b>60-161</b>	<b>.373</b>	<b>124-169</b>	<b>.734</b>	<b>36</b>	<b>98</b>	<b>134</b>	<b>2.9</b>	<b>70</b>	<b>0</b>	<b>94</b>	<b>93</b>	<b>8</b>	<b>50</b>	<b>618</b>	<b>13.1</b>

## Career Notables

- Dominant freshman season that landed her on the SEC All-Freshman Team and honorable mention status on the Her Hoop Stats Fab 15 Freshmen list
- Holds program single-game records for field goal attempts by a freshman (23), 3-point field goal percentage by a freshman (1.000 (4-4)) and free throw percentage by a freshman (1.000 (6-6))
- Ranked 24th in SEC in scoring as a freshman, 12th in league games (13.8 ppg)
- Led the team or tied for team lead in scoring in eight SEC games
- Ranked No. 4 recruit in Class of 2019 and was a consensus All-American

## Season Highlights

- Ranks 11th in the SEC in scoring (15.8) and ninth in free throw percentage (.776)
- Jump started a 14-0 run at #21/19 Mississippi State (Jan. 28), scoring the first eight of the 14 points on her way to a game-high 19 points in the win
- Kept her momentum going at LSU (Jan. 24) scoring 11 points, including four in the closing moments of the game to seal the win
- Found her flow early against #22/23 Georgia (Jan. 21), scoring six points in the first quarter and capped the first half with a buzzer beater on her way to a 16-point performance
- Shook off tough offensive night at #10/8 Kentucky (Jan. 10) to hit a pair of free throws to make it a two-possession game in the final 10 seconds
- Snapped the team's 3:23 scoreless streak late in the third quarter at Alabama (Jan. 4) with a pair of buckets on her way to an 18-point performance
- Took over in the third quarter of the SEC opener against Florida (Dec. 31), scoring the final 12 points of the period on her way to 26 points, a new SEC career high
- Tied her career best with five made 3-pointers against Temple (Dec. 17) in a lethally efficient performance, going 8-of-11 from the field and 5-of-7 from beyond the arc for a game-high 23 points
- Had her outside game working at #23/18 Iowa State (Dec. 6), capping the first quarter with the first of her four 3-pointers, which also included two to open the third quarter on back-to-back possessions
- Poured in 16 points while dishing out four assists and snagging four rebounds against #21/20 Gonzaga (Nov. 29)
- Scored a game-high 19 points and played a career-high 36 minutes against South Dakota (Nov. 28) where she also pulled down five rebounds.
- Opened the year with an 18-point performance against Charleston (Nov. 25)

## Awards

- 2020 Her Hoop Stats Fab 15 Freshmen (hon. mention)
- 2020 SEC All-Freshman Team
- SEC First-Year Academic Honor Roll (2019-20)

## High School

- Naismith HS Player of the Year Finalist (2019)
- Naismith HS All-America First Team (2019)
- WBCA HS All-America First Team (2019)
- McDonald's HS All-America (2019)
- SLAM HS All-America (2019)
- USA Today All-USA Third Team (2019)

## USA Basketball

- 2018 FIBA U17 World Cup, gold medal
- 2017 FIBA U16 Americas Cup, gold medal

## Miscellaneous

	Season	Career	Record
<b>20+ Points</b>	2	7	7-0
<b>10+ Points</b>	10	34	33-1
<b>Tm-High Points</b>	5	16	15-1
<b>Tm-High Assists</b>	2	4	4-0

## Career Highs

- Pts**..... 27 at Dayton, 11/13/19
- FG**..... 10 vs. Florida, 12/31/20
- FGA**..... 23 vs. Arkansas, 1/9/20
- 3FG**..... 5, 2x, last vs. Temple, 12/17/20
- 3FGA**..... 9 vs. Arkansas, 1/9/20
- FT**..... 7 vs. LSU, 2/20/20
- FTA**..... 9, 2x, last vs. South Dakota, 11/28/20
- Reb**..... 7 at Dayton, 11/13/19
- Blk**..... 1, 8x, last vs. Florida, 12/31/20
- Stl**..... 4 vs. USC Upstate, 11/21/19
- Asst**..... 5, 2x, last vs. Florida, 12/31/20
- Min**..... 37, 2x, last at LSU, 1/24/21

## SEC Career Highs

- Pts**..... 26 vs. Florida, 12/31/20
- FG**..... 10 vs. Florida, 12/31/20
- FGA**..... 23 vs. Arkansas, 1/9/20
- 3FG**..... 4, 3x, last vs. Auburn, 2/13/20
- 3FGA**..... 9 vs. Arkansas, 1/9/20
- FT**..... 7 vs. LSU, 2/20/20
- FTA**..... 9 vs. LSU, 2/20/20
- Reb**..... 6, 2x, last at Arkansas, 2/6/20
- Blk**..... 1, 4x, vs. Florida, 12/31/20
- Stl**..... 3 at Alabama, 1/5/20
- Asst**..... 5 vs. Florida, 12/31/20
- Min**..... 37, 2x, last at LSU, 1/24/21

## GAME-BY-GAME

Opponent	Date	gs	min	Total		3-Pointers		Free throws		Rebounds				pf	a	t/o	blk	stl	pts	avg	
				fg-fga	pct	3fg-fga	pct	ft-fa	pct	off	def	tot	avg								
COL. OF CHARLESTON	11/25/20	*	20	6-11	.545	2-3	.667	4-5	.800	1	0	1	1.0	0	3	3	0	3	18	18.0	
vs South Dakota	11/28/20	*	36	5-16	.313	3-7	.429	6-9	.667	0	5	5	3.0	2	1	3	0	0	19	18.5	
vs #21/20 Gonzaga	11/29/20	*	35	6-17	.353	1-1	1.000	3-3	1.000	1	3	4	3.3	0	4	3	0	0	16	17.7	
#8/6 NC STATE	12/03/20	*	35	4-18	.222	1-5	.200	2-2	1.000	0	5	5	3.8	1	1	1	0	1	11	16.0	
at #23/18 Iowa State	12/06/20	*	29	6-12	.500	4-6	.667	3-3	1.000	0	1	1	3.2	3	4	2	0	0	19	16.6	
TEMPLE	12/17/20	*	28	8-11	.727	5-7	.714	2-4	.500	1	2	3	3.2	0	4	2	0	0	23	17.7	
FLORIDA	12/31/20	*	37	10-22	.455	0-3	.000	6-6	1.000	1	2	3	3.1	2	5	1	1	2	26	18.9	
at Alabama	01/04/21	*	33	8-17	.471	2-3	.667	0-0	.000	1	2	3	3.1	2	2	4	0	1	18	18.8	
at #10/8 Kentucky	01/10/21	*	36	2-12	.167	0-1	.000	3-6	.500	0	3	3	3.1	0	1	2	0	0	7	17.4	
at Vanderbilt	01/14/21	*	23	3-7	.429	0-1	.000	3-4	.750	0	2	2	3.0	1	2	2	0	1	9	16.6	
#15/16 ARKANSAS	01/18/21	*	22	3-7	.429	1-3	.333	2-2	1.000	0	3	3	3.0	4	3	4	0	0	9	15.9	
#22/23 GEORGIA	01/21/21	*	29	7-16	.438	0-3	.000	2-2	1.000	0	2	2	2.9	1	0	2	0	2	16	15.9	
at LSU	01/24/21	*	37	4-10	.400	0-3	.000	3-6	.500	0	1	1	2.8	2	0	4	0	2	11	15.5	
at #21/19 Mississippi State	01/28/21	*	36	6-16	.375	1-3	.333	6-6	1.000	0	3	3	2.8	0	3	2	0	2	19	15.8	
<b>Totals</b>			<b>14</b>	<b>436</b>	<b>78-192</b>	<b>.406</b>	<b>20-49</b>	<b>.408</b>	<b>45-58</b>	<b>.776</b>	<b>5</b>	<b>34</b>	<b>39</b>	<b>2.8</b>	<b>18</b>	<b>33</b>	<b>35</b>	<b>1</b>	<b>14</b>	<b>221</b>	<b>15.8</b>

Games played: 14  
 Minutes/game: 31.1  
 Points/game: 15.8  
 FG Pct: 40.6  
 3FG Pct: 40.8  
 FT Pct: 77.6

Rebounds/game: 2.8  
 Assists/game: 2.4  
 Turnovers/game: 2.5  
 Assist/turnover ratio: 0.9  
 Steals/game: 1.0  
 Blocks/game: 0.1



# LELE GRISSETT

6-2 • Sr. • Guard • Durham, N.C.

24

## Career Stats at South Carolina

Season	gp-gs	min/avg	fg-fga	pct	3fg-fga	pct	ft-fa	pct	off	def	tot	avg	pf	fo	ast	to	blk	stl	pts	avg
2017-18	36-3	477/13.3	56-119	.471	0-0	.000	39-70	.557	56	77	133	3.7	84	0	18	53	7	24	151	4.2
2018-19	31-2	368/11.9	41-73	.562	0-0	.000	24-44	.545	59	64	123	4.0	61	2	9	33	17	11	106	3.4
2019-20	33-0	560/17.0	82-131	.626	0-2	.000	46-63	.730	69	57	126	3.8	47	0	40	34	23	30	210	6.4
2020-21	13-0	242/18.6	37-65	.569	0-1	.000	18-39	.462	37	27	64	4.9	26	1	15	20	7	5	92	7.1
<b>TOTAL</b>	<b>113-5</b>	<b>1647/14.6</b>	<b>216-388</b>	<b>.557</b>	<b>0-3</b>	<b>.000</b>	<b>127-216</b>	<b>.588</b>	<b>221</b>	<b>225</b>	<b>446</b>	<b>3.9</b>	<b>218</b>	<b>3</b>	<b>82</b>	<b>140</b>	<b>54</b>	<b>70</b>	<b>559</b>	<b>4.9</b>

## Career Notables

- Has played in all but two games of her career, bringing energy off the bench, especially in defensive pressure
- Reshaped her body before junior season to focus on playing guard instead of forward
- Posted her first career double-double in the 2018-19 regular-season meeting with then-#4/5 Baylor (Dec. 2)
- Started at Vanderbilt (Jan. 18, 2018) and turned in a career night, shooting 11-of-12 from the field for 22 points – the first Gamecock freshman 20-point outing in SEC play in three years (20 by A'ja Wilson vs. Vanderbilt, 2/15/15)

## Season Highlights

- More comfortable at the guard position after a year of experience under her belt; can play multiple positions and could get some time at point guard this season
- Ranks eighth in the SEC in offensive rebounds per game (2.8), tied for fifth in league play (3.0)
- Came up big against #21/19 Mississippi State (Jan. 28), scoring back-to-back buckets to finish a 14-0 first-half run that put the Gamecocks in control of the game ... finished with 11 points, five coming from the free throw line, tying her career high
- Made a huge impact in the fourth quarter at LSU (Jan. 24) with her trademark pressure defense and beating the defense down the court for eight fast-break points and handing out her SEC career-best three assists in the period
- Strong on the offensive glass against #15/16 Arkansas, pulling down four of her four of her five offensive boards in the second quarter to help keep the Gamecocks close in the period
- Anchored the team's rebounding efforts at Vanderbilt (Jan. 14), pulling down a game and career-high 12 boards, including seven on the offensive end, also a career high for the senior
- Provided a spark off the bench in the second half against South Dakota (Nov. 28), scoring six straight points as part of a 14-2 run that closed the third quarter and put the game out of reach
- Opened the season with a double-double against Charleston (Nov. 25), scoring 13 points and pulling down 10 rebounds, tying her career high on the glass

## Awards

SEC Winter Academic Honor Roll (2019-20)

## Miscellaneous

	Season	Career	Record
<b>Double-Double</b>	1	2	1-1
<b>20+ Points</b>	0	1	1-0
<b>10+ Points</b>	2	15	13-2
<b>10+ Rebounds</b>	1	2	1-1
<b>Tm-High Points</b>	0	3	3-0
<b>Tm-High Rebs.</b>	1	10	7-3
<b>Team-High Assts.</b>	0	1	1-0

## Career Highs

<b>Pts</b>	22 at Vanderbilt, 1/18/18
<b>FG</b>	11 at Vanderbilt, 1/18/18
<b>FGA</b>	12 at Vanderbilt, 1/18/18
<b>FT</b>	5, 3x, last at Mississippi State, 1/28/21
<b>FTA</b>	8 vs. College of Charleston, 12/5/17
<b>Reb</b>	12 at Vanderbilt, 1/14/21
<b>Off Reb</b>	7 at Vanderbilt, 1/14/21
<b>Blk</b>	3, 3x, last vs. Vanderbilt, 2/17/20
<b>Stl</b>	4, 2x, last vs. Georgia, 3/6/20
<b>Asst</b>	4, 2x, last vs. Arkansas, 3/7/20
<b>Min</b>	29 vs. Tennessee, 1/14/18

## SEC Career Highs

<b>Pts</b>	22 at Vanderbilt, 1/18/18
<b>FG</b>	11 at Vanderbilt, 1/18/18
<b>FGA</b>	12 at Vanderbilt, 1/18/18
<b>FT</b>	5, 2x, last at Mississippi State, 1/28/21
<b>FTA</b>	6 at Missouri, 1/16/20
<b>Reb</b>	12 at Vanderbilt, 1/14/21
<b>Off Reb</b>	7 at Vanderbilt, 1/14/21
<b>Blk</b>	3, 2x, last vs. Vanderbilt, 2/17/20
<b>Stl</b>	3, 2x, last at Florida, 2/27/20
<b>Asst</b>	3 at LSU, 1/24/21
<b>Min</b>	29 vs. Tennessee, 1/14/18

## GAME-BY-GAME

Opponent	Date	gs	min	Total		3-Pointers		Free throws		Rebounds				pf	a	t/o	blk	stl	pts	avg
				fg-fga	pct	3fg-fga	pct	ft-fa	pct	off	def	tot	avg							
COL. OF CHARLESTON	11/25/20	16	5-6	.833	0-0	.000	3-4	.750	5	5	10	10.0	2	3	1	2	1	13	13.0	
vs South Dakota	11/28/20	14	3-3	1.000	0-0	.000	2-3	.667	3	2	5	7.5	2	1	0	0	1	8	10.5	
vs #21/20 Gonzaga	11/29/20	19	1-4	.250	0-0	.000	0-4	.000	1	1	2	5.7	3	1	0	1	2	2	7.7	
#8/6 NC STATE	12/03/20	21	4-4	1.000	0-0	.000	0-4	.000	1	2	3	5.0	5	0	1	0	0	8	7.8	
TEMPLE	12/17/20	21	3-4	.750	0-0	.000	1-2	.500	3	4	7	5.4	0	3	1	0	0	7	7.6	
FLORIDA	12/31/20	12	2-4	.500	0-0	.000	0-0	.000	1	1	2	4.8	1	0	1	0	0	4	7.0	
at Alabama	01/04/21	25	3-5	.600	0-1	.000	2-7	.286	3	1	4	4.7	2	2	2	1	0	8	7.1	
at #10/8 Kentucky	01/10/21	19	2-3	.667	0-0	.000	0-0	.000	2	1	3	4.5	2	0	3	2	0	4	6.8	
at Vanderbilt	01/14/21	17	3-8	.375	0-0	.000	1-1	1.000	7	5	12	5.3	4	0	3	1	0	7	6.8	
#15/16 ARKANSAS	01/18/21	18	2-6	.333	0-0	.000	3-4	.750	5	3	8	5.6	2	0	3	0	0	7	6.8	
#22/23 GEORGIA	01/21/21	18	2-6	.333	0-0	.000	1-4	.250	0	0	0	5.1	1	1	3	0	0	5	6.6	
at LSU	01/24/21	18	4-6	.667	0-0	.000	0-0	.000	3	0	3	4.9	1	3	2	0	0	8	6.8	
at #21/19 Mississippi State	01/28/21	24	3-6	.500	0-0	.000	5-6	.833	3	2	5	4.9	1	1	0	0	1	11	7.1	
<b>Totals</b>		<b>0</b>	<b>242</b>	<b>37-65</b>	<b>.569</b>	<b>0-1</b>	<b>.000</b>	<b>18-39</b>	<b>.462</b>	<b>37</b>	<b>27</b>	<b>64</b>	<b>4.9</b>	<b>26</b>	<b>15</b>	<b>20</b>	<b>7</b>	<b>5</b>	<b>92</b>	<b>7.1</b>

Games played: 13  
 Minutes/game: 18.6  
 Points/game: 7.1  
 FG Pct: 56.9  
 3FG Pct: 0.0  
 FT Pct: 46.2

Rebounds/game: 4.9  
 Assists/game: 1.2  
 Turnovers/game: 1.5  
 Assist/turnover ratio: 0.8  
 Steals/game: 0.4  
 Blocks/game: 0.5



# DESTANNI HENDERSON

5-7 • Jr. • Guard • Fort Myers, Fla.

3

## Career Stats at South Carolina

Season	gp-gs	min/avg	fg-fga	pct	3fg-fga	pct	ft-fa	pct	off	def	tot	avg	pf	fo	ast	to	blk	stl	pts	avg
2018-19	31-9	485/15.6	58-157	.369	29-78	.372	24-34	.706	14	35	49	1.6	30	0	40	40	2	16	169	5.5
2019-20	33-0	774/23.5	104-250	.416	32-99	.323	41-63	.651	20	75	95	2.9	28	0	93	63	2	41	281	8.5
2020-21	14-14	453/32.4	61-142	.430	13-37	.351	34-42	.810	14	63	77	5.5	14	0	79	34	2	15	169	12.1
TOTAL	78-23	1712/21.9	223-549	.406	74-214	.346	99-139	.712	48	173	221	2.8	72	0	212	137	6	72	619	7.9

## Career Notables

- Has been a spark of energy off the bench through her first two seasons, playing both guard positions
- Announced her readiness for an expanded role this season with a 2020 SEC Tournament performance that earned All-Tournament status (13.0 ppg, 4.7 apg)
- Rated No. 1 point guard and No. 9 overall recruit in Class of 2018; 2018 McDonald's All-America
- Helped high school team to three state championships while amassing 1,649 career points

## Season Highlights

- Leads the SEC and ranks 19th in the nation in assists (5.6) ... sixth in the SEC in assist-to-turnover ratio (2.3)
- In conference play, ranks first in assists (6.1), seventh in assist-to-turnover ratio (2.0) and 20th in rebounds per game (5.6)
- Lit the fuse on the rally at LSU (Jan. 21) with seven points in the third and seven more in the fourth, including five straight to give the Gamecocks a lead they would not relinquish
- Notched the first double-double of her career with a 14-point 10-assist performance against #15/16 Arkansas (Jan. 18), dropping four dimes in the third quarter as the Gamecocks pulled away
- Great game management early at Vanderbilt (Jan. 14) with five points and four assists in the first quarter en route to third-straight double-digit scoring game and career-high tying nine assists
- Led the team in scoring for the second game in a row at #10/8 Kentucky (Jan. 10), pouring in a new SEC career-high 22 points, including eight straight in the fourth quarter to stretch a three-point lead to a nine-point advantage
- Took over in the second quarter at Alabama (Jan. 4), scoring the team's final six points of the half and hit a big 3 in the third quarter after Tide closed to within nine ... finished with a new career high in conference play with 20 points along with eight rebounds and five assists
- Scored a career-high 23 points against #21/20 Gonzaga (Nov. 29), all in the second half, answering the bell every time the Zags tied or took a lead in the fourth quarter and hit four the team's six free throw attempts in the final minute to seal the victory and lock up Women's Bad Boy Mowers Crossover Classic MVP honors for herself
- Scored 10 of her 19 points in the third quarter against South Dakota (Nov. 28), tying the game high in both points and rebounds with nine

## Awards

- 2020 SEC All-Tournament Team
- 2019 SEC All-Freshman Team
- 2x SEC Winter Academic Honor Roll (2018-19, 2019-20)

## High School

McDonald's All-America (2018)

## USA Basketball

- 2016 FIBA U17 World Cup, bronze medal
- 2015 U16 National Team Trials

## Miscellaneous

	Season	Career	Record
<b>Double-Double</b>	1	1	1-0
<b>20+ Points</b>	3	4	4-0
<b>10+ Points</b>	7	25	24-1
<b>5+ Assists</b>	8	15	14-1
<b>5+ Steals</b>	0	1	1-0
<b>Tm-High Points</b>	3	8	7-1
<b>Tm-High Rebs.</b>	1	2	2-0
<b>Tm-High Assts.</b>	9	17	16-1

## Career Highs

<b>Pts</b> .....	23 vs. Gonzaga, 11/29/20
<b>FG</b> .....	8, 3x, last at Kentucky, 1/10/21
<b>FGA</b> .....	17 at Kentucky, 1/10/21
<b>3FG</b> .....	5 vs. USC Upstate, 11/21/19
<b>3FGA</b> .....	9 vs. Arkansas, 3/7/20
<b>FT</b> .....	10 vs. Gonzaga, 11/29/20
<b>FTA</b> .....	13 vs. Gonzaga, 11/29/20
<b>Reb</b> .....	9 vs. South Dakota, 11/28/20
<b>Stl</b> .....	5 at Temple, 12/7/19
<b>Asst</b> .....	10 vs. Arkansas, 1/18/21
<b>Min</b> .....	38, 3x, last at Kentucky, 1/10/21

## SEC Career Highs

<b>Pts</b> .....	22 at Kentucky, 1/10/21
<b>FG</b> .....	8 at Kentucky, 1/10/21
<b>FGA</b> .....	17 at Kentucky, 1/10/21
<b>3FG</b> .....	4 vs. Kentucky, 2/21/19
<b>3FGA</b> .....	7 at LSU, 1/24/21
<b>FT</b> .....	6, 2x, last at Kentucky, 1/10/21
<b>FTA</b> .....	7, 2x, last at Kentucky, 1/10/21
<b>Reb</b> .....	8, 2x, last at Kentucky, 1/10/21
<b>Stl</b> .....	3, 3x, last vs. Florida, 12/31/20
<b>Asst</b> .....	10 vs. Arkansas, 1/18/21
<b>Min</b> .....	38, 2x, last at Kentucky, 1/10/21

## GAME-BY-GAME

Opponent	Date	gs	min	Total		3-Pointers		Free throws		Rebounds				pf	a	t/o	blk	stl	pts	avg	
				fg-fga	pct	3fg-fga	pct	ft-fa	pct	off	def	tot	avg								
COL. OF CHARLESTON	11/25/20	*	21	4-7	.571	0-1	.000	3-4	.750	1	5	6	6.0	2	5	2	1	4	11	11.0	
vs South Dakota	11/28/20	*	29	8-13	.615	1-3	.333	2-3	.667	0	9	9	7.5	1	3	2	0	0	19	15.0	
vs #21/20 Gonzaga	11/29/20	*	33	6-11	.545	1-3	.333	10-13	.769	1	2	3	6.0	2	2	2	0	0	23	17.7	
#8/6 NC STATE	12/03/20	*	35	1-13	.077	0-2	.000	0-0	.000	3	4	7	6.3	1	6	1	1	0	2	13.8	
at #23/18 Iowa State	12/06/20	*	38	4-7	.571	3-4	.750	1-2	.500	0	4	4	5.8	1	7	2	0	0	12	13.4	
TEMPLE	12/17/20	*	25	3-5	.600	2-3	.667	0-0	.000	0	3	3	5.3	0	7	0	0	1	8	12.5	
FLORIDA	12/31/20	*	38	1-7	.143	0-2	.000	0-0	.000	2	5	7	5.6	1	9	4	0	3	2	11.0	
at Alabama	01/04/21	*	34	7-16	.438	1-2	.500	5-6	.833	2	6	8	5.9	0	5	1	0	1	20	12.1	
at #10/8 Kentucky	01/10/21	*	38	8-17	.471	0-0	.000	6-7	.857	2	6	8	6.1	0	3	6	0	0	22	13.2	
at Vanderbilt	01/14/21	*	26	4-8	.500	1-3	.333	3-3	1.000	0	7	7	6.2	1	9	1	0	0	12	13.1	
#15/16 ARKANSAS	01/18/21	*	36	6-13	.462	2-2	1.000	0-0	.000	1	1	2	5.8	2	10	2	0	1	14	13.2	
#22/23 GEORGIA	01/21/21	*	30	1-6	.167	0-1	.000	0-0	.000	1	3	4	5.7	1	3	3	0	2	2	12.3	
at LSU	01/24/21	*	35	5-11	.455	2-7	.286	4-4	1.000	0	5	5	5.6	2	8	6	0	2	16	12.5	
at #21/19 Mississippi State	01/28/21	*	35	3-8	.375	0-4	.000	0-0	.000	1	3	4	5.5	0	2	2	0	1	6	12.1	
Totals			14	453	61-142	.430	13-37	.351	34-42	.810	14	63	77	5.5	14	79	34	2	15	169	12.1

Games played: 14  
 Minutes/game: 32.4  
 Points/game: 12.1  
 FG Pct: 43.0  
 3FG Pct: 35.1  
 FT Pct: 81.0

Rebounds/game: 5.5  
 Assists/game: 5.6  
 Turnovers/game: 2.4  
 Assist/turnover ratio: 2.3  
 Steals/game: 1.1  
 Blocks/game: 0.1



# DESTINY LITTLETON

5-9 • Jr. • Guard • San Diego, Calif.

# 11

## Career Stats at South Carolina

Season	gp-gs	min/avg	fg-fga	pct	3fg-fga	pct	ft-fta	pct	off	def	tot	avg	pf	fo	ast	to	blk	stl	pts	avg
2020-21	12-0	141/11.8	10-31	.323	5-16	.313	12-16	.750	4	32	36	3.0	7	0	12	6	0	7	37	3.1
TOTAL	12-0	141/11.8	10-31	.323	5-16	.313	12-16	.750	4	32	36	3.0	7	0	12	6	0	7	37	3.1

## Career Notables

- Sat out last season due to NCAA transfer rules, taking advantage of that time to have a procedure done to alleviate chronic issues in both ankles
- Spent two seasons at Texas, helping Longhorns to a pair of NCAA Tournament appearances, including a spot in the 2018 Sweet 16
- Played in all 33 games her redshirt-freshman season (2018-19), starting 12 and playing the third-most minutes on the team
- Ranked No. 33 overall in the Class of 2017
- Named McDonald's All-American (2017) and earned California Ms. Basketball honors

## Season Highlights

- Has played in 12 games ... was unavailable vs. Florida (Dec. 31) and at Alabama (Jan. 4) ... made her SEC debut at #10/8 Kentucky (Jan. 10)
- Solid play against #15/16 Arkansas (Jan. 21), hitting a 3 late in the second quarter to help Gamecocks keep the lead going into halftime and grabbing four of her five rebounds in the fourth quarter to help keep the Razorbacks at bay
- Saw her first extended minutes in SEC play at Vanderbilt (Jan. 14) where she poured in eight points off the bench, including a pair of 3s
- Was strong on the glass at #23/18 Iowa State (Dec. 6), grabbing six of her seven boards in the second quarter to help the Gamecocks out-rebound the Cyclones 17-6 in that period alone
- Made her Carolina debut against Charleston (Nov. 25), scoring seven points and pulling down eight rebounds

## Awards

SEC First-Year Academic Honor Roll (2019-20)

### High School

McDonald's All-America (2017)

### USA Basketball

2017 FIBA U18 3x3 World Cup, gold medal

2015 FIBA U16 Americas Cup, bronze medal

## Miscellaneous

	Season	Career	Record
20+ Points	0	1*	1-0
10+ Points	0	12*	9-3
5+ Assists	0	1*	1-0
Tm-High Points	0	3*	2-1
Tm-High Rebs.	0	3*	1-2
Tm-High Assts.	0	2*	2-0

\* indicates includes games prior to transfer to South Carolina

## Career Highs

Pts.....22 vs. Northwestern State, 12/29/18\*

FG.....7 vs. UTSA, 11/28/18\*

FGA.....15 vs. UTSA, 11/28/18\*

3FG.....4 at West Virginia, 1/6/19\*

3FGA.....7 vs. UTSA, 11/28/18\*

FT.....11 vs. Northwestern State, 12/29/18\*

FTA.....11 vs. Northwestern State, 12/29/18\*

Reb.....8, 2x, last vs. College of Charleston, 11/25/20\*

Stl.....3, 2x, last at Oklahoma State, 2/12/19\*

Asst.....7 vs. Northwestern State, 12/29/18\*

Min.....34, 2x, last vs. Kansas State, 2/17/19\*

\* indicates at least one time prior to transfer to South Carolina

## GAME-BY-GAME

Opponent	Date	gs	min	Total		3-Pointers		Free throws		Rebounds				pf	a	t/o	blk	stl	pts	avg
				fg-fga	pct	3fg-fga	pct	ft-fta	pct	off	def	tot	avg							
COL. OF CHARLESTON	11/25/20	19	1-6	.167	0-3	.000	5-6	.833	0	8	8	8.0	2	0	2	0	1	7	7.0	
vs South Dakota	11/28/20	6	0-1	.000	0-1	.000	0-0	.000	0	0	0	4.0	1	0	0	0	0	0	3.5	
vs #21/20 Gonzaga	11/29/20	10	0-1	.000	0-1	.000	1-2	.500	0	1	1	3.0	1	1	0	0	0	1	2.7	
#8/6 NC STATE	12/03/20	6	0-0	.000	0-0	.000	0-0	.000	1	1	2	2.8	0	0	0	0	0	0	2.0	
at #23/18 Iowa State	12/06/20	16	2-5	.400	1-3	.333	0-0	.000	1	6	7	3.6	0	3	0	0	0	5	2.6	
TEMPLE	12/17/20	18	2-5	.400	0-1	.000	2-2	1.000	0	4	4	3.7	0	2	0	0	2	6	3.2	
at #10/8 Kentucky	01/10/21	1	0-0	.000	0-0	.000	0-0	.000	0	0	0	3.1	1	0	0	0	0	0	2.7	
at Vanderbilt	01/14/21	17	2-5	.400	2-3	.667	2-2	1.000	0	3	3	3.1	1	2	1	0	1	8	3.4	
#15/16 ARKANSAS	01/18/21	17	2-4	.500	2-3	.667	1-2	.500	1	4	5	3.3	1	1	0	0	0	7	3.8	
#22/23 GEORGIA	01/21/21	16	0-2	.000	0-0	.000	1-2	.500	1	4	5	3.5	0	1	1	0	1	1	3.5	
at LSU	01/24/21	7	0-1	.000	0-1	.000	0-0	.000	0	1	1	3.3	0	0	1	0	0	0	3.2	
at #21/19 Mississippi State	01/28/21	8	1-1	1.000	0-0	.000	0-0	.000	0	0	0	3.0	0	2	1	0	2	2	3.1	
Totals		0	141	10-31	.323	5-16	.313	12-16	.750	4	32	36	3.0	7	12	6	0	7	37	3.1

Games played: 12  
 Minutes/game: 11.8  
 Points/game: 3.1  
 FG Pct: 32.3  
 3FG Pct: 31.3  
 FT Pct: 75.0

Rebounds/game: 4.0  
 Assists/game: 1.0  
 Turnovers/game: 0.5  
 Assist/turnover ratio: 2.0  
 Steals/game: 0.6

## SEC Career Highs

Pts.....8 at Vanderbilt, 1/14/21

FG.....2, 2x, last vs. Arkansas, 1/18/21

FGA.....5 at Vanderbilt, 1/14/21

3FG.....2, 2x, last vs. Arkansas, 1/18/21

3FGA.....3, 2x, last vs. Arkansas, 1/18/21

FT.....2 at Vanderbilt, 1/14/21

FTA.....2, 3x, last vs. Georgia, 1/21/21

Reb.....5, 2x, last vs. Georgia, 1/21/21

Stl.....2 at Mississippi State, 1/28/21

Asst.....2, 2x, last at Mississippi State, 1/28/21

Min.....17, 2x, last vs. Arkansas, 1/18/21



# ENIYA RUSSELL

6-1 • Fr. • Guard • Baltimore, Md.

2

## Career Stats at South Carolina

Season	gp-gs	min/avg	fg-fga	pct	3fg-fga	pct	ft-fta	pct	off	def	tot	avg	pf	fo	ast	to	blk	stl	pts	avg
2020-21	13-0	107/8.2	18-44	.409	3-12	.250	10-19	.526	2	13	15	1.2	14	0	7	8	1	5	49	3.8
TOTAL	13-0	107/8.2	18-44	.409	3-12	.250	10-19	.526	2	13	15	1.2	14	0	7	8	1	5	49	3.8

## High School Notables

- Ranked No. 43 overall in Class of 2020 by ESPN
- First-Team All-Metro from *Washington Post* (2020) and *Baltimore Sun* (2019)
- Scored 14.9 points per game as a senior

## Season Highlights

- Has played in 12 games this season
- Scored her first SEC points with a 3 late in the first half at #10/8 Kentucky (Jan. 10)
- Hit a groove in the second quarter against Temple (Dec. 17), scoring five of her 11 points in the period
- Found good offensive rhythm in midrange game at #23/18 Iowa State (Dec. 6) with seven of her eight points coming in just five minutes of play in the second quarter
- Cracked double figures in her Carolina debut, scoring 14 points and snagging four rebounds against Charleston (Nov. 25)

## Awards

McDonald's All-America (2019-20)

## Miscellaneous

	Season	Career	Record
10+ Points	2	2	2-0

## Career Highs

Pts	.....14 vs. College of Charleston, 11/25/20
FG	.....4, 2x, last vs. Temple, 12/17/20
FGA	.....8, 2x, last at Vanderbilt, 1/14/21
3FG	.....1, 2x, last at Kentucky, 1/10/21
3FGA	.....3 at Iowa State, 12/6/20
FT	.....5 vs. College of Charleston, 11/25/20
FTA	.....8 vs. College of Charleston, 11/25/20
Reb	.....4 vs. College of Charleston, 11/25/20
Blk	.....1 at Iowa State, 12/6/20
Stl	.....2, 2x, last at Vanderbilt, 1/14/21
Asst	.....2 vs. College of Charleston, 11/25/20
Min	.....20 vs. College of Charleston, 11/25/20

## SEC Career Highs

Pts	.....6 at Vanderbilt, 1/14/21
FG	.....3 at Vanderbilt, 1/14/21
FGA	.....8 at Vanderbilt, 1/14/21
3FG	.....1 at Kentucky, 1/10/21
3FGA	.....2 at Vanderbilt, 1/14/21
FT	.....1 vs. Arkansas, 1/18/21
FTA	.....2, 2x, last vs. Arkansas, 1/18/21
Reb	.....3 at Vanderbilt, 1/14/21
Stl	.....2 at Vanderbilt, 1/14/21
Asst	.....1, 3x, last at LSU, 1/24/21
Min	.....19 at Vanderbilt, 1/14/21

## GAME-BY-GAME

Opponent	Date	gs	min	Total		3-Pointers		Free throws		Rebounds				pf	a	t/o	blk	stl	pts	avg
				fg-fga	pct	3fg-fga	pct	ft-fta	pct	off	def	tot	avg							
COL. OF CHARLESTON	11/25/20	20	4-7	.571	1-2	.500	5-8	.625	0	4	4	4.0	3	2	1	0	0	14	14.0	
vs South Dakota	11/28/20	12	1-3	.333	0-0	.000	0-0	.000	0	0	0	2.0	1	1	0	0	0	2	8.0	
#8/6 NC STATE	12/03/20	5	0-2	.000	0-0	.000	0-0	.000	0	0	0	1.3	0	0	1	0	0	0	5.3	
at #23/18 Iowa State	12/06/20	11	3-5	.600	1-3	.333	1-2	.500	0	1	1	1.3	2	0	3	1	0	8	6.0	
TEMPLE	12/17/20	14	4-8	.500	0-2	.000	3-5	.600	1	2	3	1.6	1	1	0	0	2	11	7.0	
FLORIDA	12/31/20	1	0-1	.000	0-1	.000	0-0	.000	0	1	1	1.5	0	0	0	0	0	0	5.8	
at Alabama	01/04/21	2	0-2	.000	0-0	.000	0-0	.000	0	0	0	1.3	1	0	0	0	0	0	5.0	
at #10/8 Kentucky	01/10/21	5	1-2	.500	1-1	1.000	0-0	.000	0	1	1	1.3	2	0	0	0	0	3	4.8	
at Vanderbilt	01/14/21	20	3-8	.375	0-2	.000	0-2	.000	0	3	3	1.4	1	1	1	0	2	6	4.9	
#15/16 ARKANSAS	01/18/21	4	1-1	1.000	0-0	.000	1-2	.500	0	1	1	1.4	1	1	1	0	0	3	4.7	
#22/23 GEORGIA	01/21/21	10	0-3	.000	0-1	.000	0-0	.000	0	0	0	1.3	2	0	1	0	0	0	4.3	
at LSU	01/24/21	1	0-0	.000	0-0	.000	0-0	.000	0	0	0	1.2	0	1	0	0	1	0	3.9	
at #21/19 Mississippi State	01/28/21	2	1-2	.500	0-0	.000	0-0	.000	1	0	1	1.2	0	0	0	0	0	2	3.8	
Totals		0	107	18-44	.409	3-12	.250	10-19	.526	2	13	15	1.2	14	7	8	1	5	49	3.8

Games played: 13  
 Minutes/game: 8.2  
 Points/game: 3.8  
 FG Pct: 40.9  
 3FG Pct: 25.0  
 FT Pct: 52.6

Rebounds/game: 1.2  
 Assists/game: 0.5  
 Turnovers/game: 0.6  
 Assist/turnover ratio: 0.9  
 Steals/game: 0.4  
 Blocks/game: 0.1



# VICTARIA SAXTON

6-2 • Jr. • Forward • Rome, Ga.

5

## Career Stats at South Carolina

Season	gp-gs	min/avg	fg-fga	pct	3fg-fga	pct	ft-fa	pct	off	def	tot	avg	pf	fo	ast	to	blk	stl	pts	avg
2018-19	28-1	291/10.4	40-70	.571	0-0	.000	36-62	.581	51	32	83	3.0	41	0	5	19	35	14	116	4.1
2019-20	33-0	512/15.5	69-121	.570	0-0	.000	39-68	.574	52	76	128	3.9	60	0	10	28	43	29	177	5.4
2020-21	14-13	315/22.5	60-98	.612	0-0	.000	24-45	.533	42	51	93	6.6	30	0	7	18	25	15	144	10.3
<b>TOTAL</b>	<b>75-14</b>	<b>1118/14.9</b>	<b>169-289</b>	<b>.585</b>	<b>0-0</b>	<b>.000</b>	<b>99-175</b>	<b>.566</b>	<b>145</b>	<b>159</b>	<b>304</b>	<b>4.1</b>	<b>131</b>	<b>0</b>	<b>22</b>	<b>65</b>	<b>103</b>	<b>58</b>	<b>437</b>	<b>5.8</b>

## Career Notables

- Steady contributor off the bench through her first two seasons
- Picked up first career double-double at Mizzou (1/16/20)
- Ranked No. 47 overall and No. 6 forward in the 2018 class
- Averaged 24.3 points and 14.9 rebounds as a senior, leading team to Georgia Class AA Final Four
- Finished high school career as Model's all-time leading scorer (2,622) and averaged a double-double throughout her career

## Season Highlights

- Team captain for the second-straight season
- Ranks fourth in the SEC in blocks per game (1.8), tied for fifth in offensive rebounds per game (3.0), ranks 17th in rebounding (6.6)
- In conference play, ranks fifth in blocks per game (1.4), third in offensive rebounds per game (3.4) and 14th in rebounds per game (6.6)
- Controlled the glass at #21/19 Mississippi State (Jan. 28), snagging five of her 11 rebounds in the first quarter on the way to her second double-double of the season with 13 points and 11 boards
- Continued to show her glass cleaning skills against #22/23 Georgia (Jan. 21), tying the game high with 11 rebounds, including six on the offensive end, which tied her career high
- Was an offensive powerhouse at Vanderbilt (Jan. 14), scoring 13 of her career-high 20 points in the first half and finished the game going 9-of-10 from the field
- Poured in 15 points at Alabama (Jan. 4) and snagged six offensive rebounds to tie her career high, including four in the third quarter to help hold off a Crimson Tide comeback attempt
- Just missed out on a double-double against Florida (Dec. 31), tying her career high with 12 rebounds ... posted three or more blocks for third straight game
- Took over in the fourth quarter against Temple (Dec. 17), scoring 11 of her 16 points in the period to help close out the win
- Continued to play a vital role in the post, with nine points and nine rebounds to go along with three blocks at #23/18 Iowa State
- Made her presence felt with a nine-point, six-rebound performance against #21/20 Gonzaga (Nov. 29)
- Tied her scoring career high in the season opener against Charleston (Nov. 25) scoring 19 points and pulled down a career-best 12 rebounds in the contest

## Awards

2019 SEC All-Freshman Team  
2x SEC Academic Honor Roll (2018-19, 2019-20)

## Miscellaneous

	Season	Career	Record
<b>Double-Doubles</b>	2	3	2-0
<b>20+ Points</b>	1	1	1-0
<b>10+ Points</b>	6	14	14-0
<b>10+ Rebounds</b>	4	5	5-0
<b>5+ Blocks</b>	1	2	2-0
<b>Tm-High Points</b>	2	3	3-0
<b>Tm-High Rebs.</b>	2	5	5-0

## Career Highs

**Pts**.....20 at Vanderbilt, 1/14/21  
**FG**.....9 at Vanderbilt, 1/14/21  
**FGA**.....11 at Alabama, 1/4/21  
**FT**.....8 vs. Georgia, 2/14/19  
**FTA**.....8, 4x, last vs. College of Charleston, 11/25/20  
**Reb**.....12, 2x, last vs. Florida, 12/31/20  
**Off Reb**.....6, 4x, last vs. Georgia, 1/21/21  
**Blk**.....5, 2x, last vs. College of Charleston, 11/25/20  
**Stl**.....3, 3x, last vs. Florida, 12/31/20  
**Asst**.....2, 5x, last at Mississippi State, 1/28/21  
**Min**.....31 at Iowa State, 12/6/20

## SEC Career Highs

**Pts**.....20 at Vanderbilt, 1/14/21  
**FG**.....9 at Vanderbilt, 1/14/21  
**FGA**.....11 at Alabama, 1/4/21  
**FT**.....8 vs. Georgia, 2/14/19  
**FTA**.....8, 3x, last vs. Vanderbilt, 2/17/20  
**Reb**.....12 vs. Florida, 12/31/20  
**Off Reb**.....6, 3x, last vs. Georgia, 1/21/21  
**Blk**.....4 vs. Auburn, 2/13/20  
**Stl**.....3, 2x, last vs. Florida, 12/31/20  
**Asst**.....2, 2x, last at Mississippi State, 1/28/21  
**Min**.....30 vs. Florida, 12/31/20

## GAME-BY-GAME

Opponent	Date	gs	min	Total		3-Pointers		Free throws		Rebounds				pf	a	t/o	blk	stl	pts	avg	
				fg-fga	pct	3fg-fga	pct	ft-fa	pct	off	def	tot	avg								
COL. OF CHARLESTON	11/25/20	*	18	7-9	.778	0-0	.000	5-8	.625	6	6	12	12.0	1	2	0	5	2	19	19.0	
vs South Dakota	11/28/20	*	15	2-5	.400	0-0	.000	0-0	.000	2	1	3	7.5	2	0	1	2	1	4	11.5	
vs #21/20 Gonzaga	11/29/20	*	22	3-4	.750	0-0	.000	3-4	.750	1	5	6	7.0	2	1	3	0	2	9	10.7	
#8/6 NC STATE	12/03/20	*	15	0-1	.000	0-0	.000	0-0	.000	0	3	3	6.0	4	0	1	0	0	0	8.0	
at #23/18 Iowa State	12/06/20	*	32	4-9	.444	0-0	.000	1-2	.500	3	6	9	6.6	4	1	4	3	0	9	8.2	
TEMPLE	12/17/20	*	22	7-9	.778	0-0	.000	2-3	.667	3	4	7	6.7	2	0	1	4	0	16	9.5	
FLORIDA	12/31/20	*	30	4-9	.444	0-0	.000	1-2	.500	5	7	12	7.4	1	0	4	3	3	9	9.4	
at Alabama	01/04/21	*	26	6-11	.545	0-0	.000	3-7	.429	6	0	6	7.3	2	0	0	1	1	15	10.1	
at #10/8 Kentucky	01/10/21	*	27	3-5	.600	0-0	.000	1-4	.250	1	1	2	6.7	2	0	0	1	2	7	9.8	
at Vanderbilt	01/14/21	*	21	9-10	.900	0-0	.000	2-5	.400	1	1	2	6.2	0	1	0	1	1	20	10.8	
#15/16 ARKANSAS	01/18/21	*	18	5-8	.625	0-0	.000	0-1	.000	0	4	4	6.0	2	0	1	1	0	10	10.7	
#22/23 GEORGIA	01/21/21	*	17	3-5	.600	0-0	.000	3-4	.750	6	5	11	6.4	3	0	2	2	1	9	10.6	
at LSU	01/24/21	*	25	2-5	.400	0-0	.000	0-2	.000	2	3	5	6.3	3	0	1	1	1	4	10.1	
at #21/19 Mississippi State	01/28/21	*	27	5-8	.625	0-0	.000	3-3	1.000	6	5	11	6.6	2	2	0	1	1	13	10.3	
<b>Totals</b>			<b>13</b>	<b>315</b>	<b>60-98</b>	<b>.612</b>	<b>0-0</b>	<b>.000</b>	<b>24-45</b>	<b>.533</b>	<b>42</b>	<b>51</b>	<b>93</b>	<b>6.6</b>	<b>30</b>	<b>7</b>	<b>18</b>	<b>25</b>	<b>15</b>	<b>144</b>	<b>10.3</b>

Games played: 14  
 Minutes/game: 22.5  
 Points/game: 10.3  
 FG Pct: 61.2  
 FT Pct: 53.3

Rebounds/game: 6.6  
 Assists/game: 0.5  
 Turnovers/game: 1.3  
 Assist/turnover ratio: 0.4  
 Steals/game: 1.1  
 Blocks/game: 1.8





# OLIVIA THOMPSON

5-8 • So. • Guard • Lexington, S.C.



## Career Stats at South Carolina

Season	gp-gs	min/avg	fg-fga	pct	3fg-fga	pct	ft-fa	pct	off	def	tot	avg	pf	fo	ast	to	blk	stl	pts	avg
2019-20	22-0	111/5.0	13-41	.317	11-36	.306	0-0	.000	1	3	4	0.2	5	0	5	4	1	1	37	1.7
2020-21	11-0	38/3.5	6-15	.400	4-11	.364	0-0	.000	2	3	5	0.5	2	0	1	2	0	1	16	1.5
TOTAL	33-0	149/4.5	19-56	.339	15-47	.319	0-0	.000	3	6	9	0.3	7	0	6	6	1	2	53	1.6

## Career Notables

- Began career as a walk-on and earned a scholarship prior to the 2020-21 season
- Great energy, great teammate
- Hit at least one 3-pointer in eight of her 22 games played as a freshman
- SCBCA Class 5A Player of the Year (2019)

## Season Highlights

- Has played in 11 games this season, including six SEC appearances
- Scored five points in the season opener against Charleston (Nov. 25), including one bucket from beyond the arc

## Awards

SEC First-Year Academic Honor Roll (2019-20)

## Miscellaneous

	Season	Career	Record
10+ Points	0	1	1-0

## Career Highs

Pts	.....	10 vs. Alabama State, 11/5/19
FG	.....	4 vs. Alabama State, 11/5/19
FGA	.....	7 vs. Alabama State, 11/5/19
3FG	.....	2, 3x, last at Florida, 2/27/20
3FGA	.....	6 at Ole Miss, 1/30/20
FT	.....	
FTA	.....	
Reb	.....	2 vs. Florida, 12/31/20
Blk	.....	1 at Clemson, 11/24/19
Stl	.....	1, 2x, last at Alabama, 1/4/21
Asst	.....	2 vs. USC Upstate, 11/21/19
Min	.....	14 at Ole Miss, 1/30/20

## SEC Career Highs

Pts	.....	6, 2x, last at Florida, 2/27/20
FG	.....	2, 2x last at Florida, 2/27/20
FGA	.....	6, 2x, last vs. Vanderbilt, 2/17/20
3FG	.....	2, 2x, last at Florida, 2/27/20
3FGA	.....	6 at Ole Miss, 1/30/20
FT	.....	
FTA	.....	
Reb	.....	2 vs. Florida, 12/31/20
Blk	.....	
Stl	.....	1 at Alabama, 1/4/21
Asst	.....	1, 3x, last vs Georgia, 1/21/21
Min	.....	14 at Ole Miss, 1/30/20

## GAME-BY-GAME

Opponent	Date	gs	min	Total		3-Pointers		Free throws		Rebounds				pf	a	t/o	blk	stl	pts	avg
				fg-fga	pct	3fg-fga	pct	ft-fa	pct	off	def	tot	avg							
COL. OF CHARLESTON	11/25/20	8		2-4	.500	1-2	.500	0-0	.000	0	0	0	0.0	0	0	1	0	0	5	5.0
vs South Dakota	11/28/20	6		1-1	1.000	1-1	1.000	0-0	.000	0	0	0	0.0	1	0	0	0	0	3	4.0
#8/6 NC STATE	12/03/20	0		0-0	.000	0-0	.000	0-0	.000	0	0	0	0.0	0	0	0	0	0	0	2.7
at #23/18 Iowa State	12/06/20	4		0-1	.000	0-1	.000	0-0	.000	1	0	1	0.3	0	0	1	0	0	0	2.0
TEMPLE	12/17/20	5		1-4	.250	0-3	.000	0-0	.000	1	0	1	0.4	0	0	0	0	0	2	2.0
FLORIDA	12/31/20	5		0-1	.000	0-0	.000	0-0	.000	0	2	2	0.7	0	0	0	0	0	0	1.7
at Alabama	01/04/21	1		0-0	.000	0-0	.000	0-0	.000	0	0	0	0.6	0	0	0	0	1	0	1.4
at #10/8 Kentucky	01/10/21	0		0-0	.000	0-0	.000	0-0	.000	0	0	0	0.5	0	0	0	0	0	0	1.3
at Vanderbilt	01/14/21	5		1-3	.333	1-3	.333	0-0	.000	0	1	1	0.6	1	0	0	0	0	3	1.4
#22/23 GEORGIA	01/21/21	3		0-0	.000	0-0	.000	0-0	.000	0	0	0	0.5	0	1	0	0	0	0	1.3
at #21/19 Mississippi State	01/28/21	1		1-1	1.000	1-1	1.000	0-0	.000	0	0	0	0.5	0	0	0	0	0	3	1.5
Totals		0	38	6-15	.400	4-11	.364	0-0	.000	2	3	5	0.5	2	1	2	0	1	16	1.5

Games played: 11  
 Minutes/game: 3.5  
 Points/game: 1.5  
 FG Pct: 40.0  
 3FG Pct: 36.4

Rebounds/game: 0.5  
 Assists/game: 0.1  
 Turnovers/game: 0.2  
 Assist/turnover ratio: 0.5  
 Steals/game: 0.1



# ELYSA WESOLEK

6-1 • Jr. • Forward • Charleston, S.C.

# 32

## Career Stats at South Carolina

Season	gp-gs	min/avg	fg-fga	pct	3fg-fga	pct	ft-fa	pct	off	def	tot	avg	pf	fo	ast	to	blk	stl	pts	avg
2018-19	12-0	52/4.3	7-20	.350	3-10	.300	6-7	.857	8	2	10	0.8	14	0	2	4	1	1	23	1.9
2019-20	20-0	99/5.0	11-29	.379	4-13	.308	2-2	1.000	4	12	16	0.8	11	0	4	9	1	3	28	1.4
2020-21	9-0	58/6.4	3-8	.375	0-3	.000	0-2	.000	5	8	13	1.4	8	0	0	0	3	1	6	0.7
TOTAL	41-0	209/5.1	21-57	.368	7-26	.269	8-11	.727	17	22	39	1.0	33	0	6	13	5	5	57	1.4

## Career Notables

- Hard worker who does what the team needs and keeps a good attitude
- Four-year starter at Northwood Academy including three seasons winning South Carolina Independent School Association (SCISA) 3A state championship (2015, 2016, 2017)
- Amassed over 1,000 points in her high school career, including averaging 18.5 points as a senior

## Season Highlights

- Impressed coaches in preseason with offseason work and improvement
- Has played in nine games this season, including five SEC outings
- Scored her first SEC points of the season with four at Vanderbilt (Jan. 14)
- Played a career-high 16 minutes in the season opener against Charleston (Nov. 25), notching new career bests in rebounds (4) and blocks (2)

## Awards

2x SEC Academic Honor Roll (2018-19, 2019-20)

## Miscellaneous

	Season	Career	Record
10+ Points	0	1	1-0

## Career Highs

Pts.....10 vs. ETSU, 11/22/18  
 FG.....3, 2x, last vs. Alabama State, 11/5/19  
 FGA.....5 at Alabama State, 11/11/18  
 3FG.....2 vs. ETSU, 11/22/18  
 3FGA.....3 at Alabama State, 11/11/18  
 FT.....3 at Alabama State, 11/11/18  
 FTA.....3 at Alabama State, 11/11/18  
 Reb.....4 vs. College of Charleston, 11/25/20  
 Blk.....2 vs. College of Charleston, 11/25/20  
 Stl.....2 vs. USC Upstate, 11/21/19  
 Asst.....1, 6x, last at Missouri, 1/16/20  
 Min.....16 vs. College of Charleston, 11/25/20

## SEC Career Highs

Pts.....5, 2x, last vs. Vanderbilt, 2/17/20  
 FG.....2, 2x, last at Vanderbilt, 1/14/21  
 FGA.....3, 4x, last at Vanderbilt, 1/14/21  
 3FG.....1 at Ole Miss, 1/30/20  
 3FGA.....2 at Ole Miss, 1/30/20  
 FT.....2 at Ole Miss, 1/30/20  
 FTA.....2 at Ole Miss, 1/30/20  
 Reb.....2, 3x, last vs. Georgia, 1/21/21  
 Blk.....1, 2x, last at Ole Miss, 1/30/20  
 Stl.....  
 Asst.....1 at Missouri, 1/16/20  
 Min.....13 at Vanderbilt, 1/14/21

## GAME-BY-GAME

Opponent	Date	gs	min	Total		3-Pointers		Free throws		Rebounds				pf	a	t/o	blk	stl	pts	avg
				fg-fga	pct	3fg-fga	pct	ft-fa	pct	off	def	tot	avg							
COL. OF CHARLESTON	11/25/20	16	1-1	1.000	0-0	.000	0-0	.000	2	2	4	4.0	3	0	0	2	0	2	2	2.0
vs South Dakota	11/28/20	1	0-0	.000	0-0	.000	0-0	.000	0	1	1	2.5	1	0	0	0	0	0	0	1.0
at #23/18 Iowa State	12/06/20	4	0-1	.000	0-1	.000	0-0	.000	2	0	2	2.3	1	0	0	1	0	0	0	0.7
TEMPLE	12/17/20	11	0-1	.000	0-0	.000	0-2	.000	0	3	3	2.5	1	0	0	0	0	1	0	0.5
FLORIDA	12/31/20	2	0-1	.000	0-1	.000	0-0	.000	0	0	0	2.0	0	0	0	0	0	0	0	0.4
at Alabama	01/04/21	1	0-0	.000	0-0	.000	0-0	.000	0	0	0	1.7	0	0	0	0	0	0	0	0.3
at Vanderbilt	01/14/21	13	2-3	.667	0-0	.000	0-0	.000	1	0	1	1.6	0	0	0	0	0	0	4	0.9
#22/23 GEORGIA	01/21/21	7	0-1	.000	0-1	.000	0-0	.000	0	2	2	1.6	0	0	0	0	0	0	0	0.8
at #21/19 Mississippi State	01/28/21	3	0-0	.000	0-0	.000	0-0	.000	0	0	0	1.4	2	0	0	0	0	0	0	0.7
Totals		0	58	3-8	.375	0-3	.000	0-2	.000	5	8	13	1.4	8	0	0	3	1	6	0.7

Games played: 9  
 Minutes/game: 6.4  
 Points/game: 0.7  
 FG Pct: 37.5  
 3FG Pct: 0.0  
 FT Pct: 0.0

Rebounds/game: 1.4  
 Steals/game: 0.1  
 Blocks/game: 0.3

Official Basketball Box Score -- Game Totals -- Final Statistics
Col. of Charleston vs #1/1 South Carolina
11/25/20 12:00 pm at Columbia, SC

Col. of Charleston 38 • 0-1,0-0 CAA

Table with columns: Player, FG-FGA, 3-Ptr, FT-FTA, Rebounds, PF, TP, A TO Blk Stl, Min. Includes team totals and player stats for Ayrn Eady, Madison Taylor, etc.

Summary statistics table for Col. of Charleston game, including 1st-4th quarter percentages and game totals.

#1/1 South Carolina 119 • 1-0,0-0 SEC

Table with columns: Player, FG-FGA, 3-Ptr, FT-FTA, Rebounds, PF, TP, A TO Blk Stl, Min. Includes team totals and player stats for Aliyah Boston, Victoria Saxton, etc.

Summary statistics table for #1/1 South Carolina game, including 1st-4th quarter percentages and game totals.

Officials: Saif Esho, Luis Gonzalez, Dawn Marsh
Technical fouls: Col. of Charleston-None. #1/1 South Carolina-None.

Attendance: 3500
2020-21 Women's Basketball. Round: 0. Col. of Charleston vs South Carolina. Pl

Score by periods table for Col. of Charleston vs #1/1 South Carolina.

Points in game table for Col. of Charleston vs #1/1 South Carolina.

Last FG - CC 4th-00:09, SC 4th-00:45.
Largest lead - CC None, SC by 83 4th-00:45.

Score tied - 0 times.
Lead changed - 0 times.

Official Basketball Box Score -- Game Totals -- Final Statistics
South Dakota vs #1/1 South Carolina
11/28/20 2:00 pm at Sioux Falls, SD

South Dakota 71 • 0-1,0-0 Summit L

Table with columns: Player, FG-FGA, 3-Ptr, FT-FTA, Rebounds, PF, TP, A TO Blk Stl, Min. Includes team totals and player stats for Jeniah Ugofsky, Hannah Sjerven, etc.

Summary statistics table for South Dakota game, including 1st-4th quarter percentages and game totals.

#1/1 South Carolina 81 • 2-0,0-0 SEC

Table with columns: Player, FG-FGA, 3-Ptr, FT-FTA, Rebounds, PF, TP, A TO Blk Stl, Min. Includes team totals and player stats for Aliyah Boston, Victoria Saxton, etc.

Summary statistics table for #1/1 South Carolina game, including 1st-4th quarter percentages and game totals.

Officials: Marla Ann Gearhart, Marcus Clayton, Marty Cook
Technical fouls: South Dakota-None. #1/1 South Carolina-None.

Attendance: 3500
2020-21 Women's Basketball. Round: 0. South Carolina vs South Dakota. Played a

Score by periods table for #1/1 South Carolina vs South Dakota.

Points in game table for #1/1 South Carolina vs South Dakota.

Last FG - SD 4th-00:42, SC 4th-02:50.
Largest lead - SD by 5 2nd-07:10, SC by 21 4th-08:18.

Score tied - 5 times.
Lead changed - 4 times.

Official Basketball Box Score -- Game Totals -- Final Statistics
#1/1 South Carolina vs #21/20 Gonzaga
11/29/20 2:00 pm at Sioux Falls, SD

#1/1 South Carolina 79 • 3-0,0-0 SEC

Table with columns: Player, FG-FGA, 3-Ptr, FT-FTA, Rebounds, PF, TP, A TO Blk Stl, Min. Includes team totals and player stats for Aliyah Boston, Victoria Saxton, etc.

Summary statistics table for #1/1 South Carolina game, including 1st-4th quarter percentages and game totals.

#21/20 Gonzaga 72 • 0-1,0-0 WCC

Table with columns: Player, FG-FGA, 3-Ptr, FT-FTA, Rebounds, PF, TP, A TO Blk Stl, Min. Includes team totals and player stats for Jenn Wirth, LeeAnne Wirth, etc.

Summary statistics table for #21/20 Gonzaga game, including 1st-4th quarter percentages and game totals.

Officials: Robert Miles, Marla Ann Gearhart, Marcus Clayton
Technical fouls: #1/1 South Carolina-None. #21/20 Gonzaga-None.

Attendance: 3500
2020-21 Women's Basketball. Round: 0. Gonzaga vs South Carolina. Played at San

Score by periods table for #1/1 South Carolina vs #21/20 Gonzaga.

Points in game table for #1/1 South Carolina vs #21/20 Gonzaga.

Last FG - SC 4th-01:33, Gonz 4th-00:54.
Largest lead - SC by 8 4th-01:33, Gonz by 2 1st-09:17.

Score tied - 7 times.
Lead changed - 5 times.

Official Basketball Box Score -- Game Totals -- Final Statistics
#8/6 NC State vs #1/1 South Carolina
12/03/20 7:00 pm at Columbia, SC

#8/6 NC State 54 • 3-0,0-0 ACC

Table with columns: Player, FG-FGA, 3-Ptr, FT-FTA, Rebounds, PF, TP, A TO Blk Stl, Min. Includes team totals and player stats for Kayla Jones, Elissa Cunane, etc.

Summary statistics table for #8/6 NC State game, including 1st-4th quarter percentages and game totals.

#1/1 South Carolina 46 • 3-1,0-0 SEC

Table with columns: Player, FG-FGA, 3-Ptr, FT-FTA, Rebounds, PF, TP, A TO Blk Stl, Min. Includes team totals and player stats for Aliyah Boston, Victoria Saxton, etc.

Summary statistics table for #1/1 South Carolina game, including 1st-4th quarter percentages and game totals.

Officials: Angelica Suffren, Karen Preato, Dee Kanter
Technical fouls: #8/6 NC State-None. #1/1 South Carolina-None.

Attendance: 3500
2020-21 Women's Basketball. Round: 0. NC State vs South Carolina. Played at Co

Score by periods table for #8/6 NC State vs #1/1 South Carolina.

Points in game table for #8/6 NC State vs #1/1 South Carolina.

Last FG - NCSU 4th-00:27, SC 4th-00:50.
Largest lead - NCSU by 8 4th-00:06, SC by 6 2nd-09:37.

Score tied - 5 times.
Lead changed - 18 times.

Official Basketball Box Score -- Game Totals -- Final Statistics
#1/1 South Carolina vs #23/18 Iowa State
12/06/20 11:00 am at Ames, IA

#1/1 South Carolina 83 • 4-1,0-0 SEC

Table with columns: #, Player, FG-FGA, 3-Ptr, FT-FTA, Rebounds (Off, Def, Tot), PF, TP, A TO Blk Stl, Min. Includes totals for both teams.

1st - FG %: 10-18 55.6% 2nd: 8-19 42.1% 3rd: 11-17 64.7% 4th: 1-9 11.1% Game: 30-63 47.6% Deadball Rebounds 2,1
3FG %: 5-8 62.5% 1-6 16.7% 4-9 66.7% 1-3 33.3% 13-26 50.0% 1-8 12.5%
FT %: 2-2 100.0% 0-0 0.0% 2-3 66.7% 6-8 75.0% 10-13 76.9%

#23/18 Iowa State 65 • 2-2,1-0 Big 12

Table with columns: #, Player, FG-FGA, 3-Ptr, FT-FTA, Rebounds (Off, Def, Tot), PF, TP, A TO Blk Stl, Min. Includes totals for both teams.

1st - FG %: 6-16 37.5% 2nd: 5-17 29.4% 3rd: 9-15 60.0% 4th: 3-14 21.4% Game: 23-62 37.1% Deadball Rebounds 0
3FG %: 1-5 20.0% 0-6 0.0% 0-7 0.0% 0-7 0.0% 5-27 18.5%
FT %: 4-5 80.0% 3-3 100.0% 0-0 0.0% 7-8 87.5% 14-16 87.5%

Officials: Nykessa Thompson,Roy Gulbeyan,Dee Kantner
Technical fouls: #1/1 South Carolina-None. #23/18 Iowa State-None.
Attendance: 864

2020-21 Women's Basketball. Round: 0. Iowa St. vs South Carolina. Played at Ja

Score by periods table with columns: #, 1st, 2nd, 3rd, 4th, Total. Shows scores for #1/1 South Carolina and #23/18 Iowa State.

Last FG - SC 4th-07:05, IowaSt 4th-01:38.
Largest lead - SC by 25 4th-07:05, IowaSt None.
SC led for 39:46. IowaSt led for 00:00. Game was tied for 00:14.

Official Basketball Box Score -- Game Totals -- Final Statistics
Temple vs #5/4 South Carolina
12/17/20 7:00 pm at Columbia, SC

Temple 41 • 0-3,0-0 AAC

Table with columns: #, Player, FG-FGA, 3-Ptr, FT-FTA, Rebounds (Off, Def, Tot), PF, TP, A TO Blk Stl, Min. Includes totals for both teams.

1st - FG %: 5-12 41.7% 2nd: 4-16 25.0% 3rd: 4-20 20.0% 4th: 1-12 8.3% Game: 14-60 23.3% Deadball Rebounds 2
3FG %: 2-4 50.0% 1-6 16.7% 4-5 80.0% 1-2 50.0% 1-8 12.5%
FT %: 2-4 50.0% 2-2 100.0% 4-5 80.0% 1-2 50.0%

#5/4 South Carolina 103 • 5-1,0-0 SEC

Table with columns: #, Player, FG-FGA, 3-Ptr, FT-FTA, Rebounds (Off, Def, Tot), PF, TP, A TO Blk Stl, Min. Includes totals for both teams.

1st - FG %: 8-15 53.3% 2nd: 7-16 43.8% 3rd: 13-21 61.9% 4th: 11-21 52.4% Game: 39-73 53.4% Deadball Rebounds 6
3FG %: 3-4 75.0% 1-6 16.7% 4-7 57.1% 0-5 0.0% 8-22 36.4%
FT %: 2-2 100.0% 8-12 66.7% 2-3 66.7% 5-8 62.5% 17-25 68.0%

Officials: Karleena Tobin,Katie Lukanich,Pualani Spurlock
Technical fouls: Temple-None. #5/4 South Carolina-None.
Attendance: 3500

2020-21 Women's Basketball. Round: 0. South Carolina vs Temple. Played at Colo

Score by periods table with columns: #, 1st, 2nd, 3rd, 4th, Total. Shows scores for #5/4 South Carolina and Temple.

Last FG - Temple 4th-06:44, SC 4th-00:00.
Largest lead - Temple by 3 1st-08:23, SC by 62 4th-00:00.
Temple led for 02:01. SC led for 35:59. Game was tied for 02:00.

Official Basketball Box Score -- Game Totals -- Final Statistics
Florida vs #5/4 South Carolina
12/31/20 4:00 pm at Columbia, SC

Florida 59 • 7-2,0-1 SEC

Table with columns: #, Player, FG-FGA, 3-Ptr, FT-FTA, Rebounds (Off, Def, Tot), PF, TP, A TO Blk Stl, Min. Includes totals for both teams.

1st - FG %: 3-19 15.8% 2nd: 5-13 38.5% 3rd: 12-19 63.2% 4th: 4-14 28.6% Game: 24-65 36.9% Deadball Rebounds 5
3FG %: 0-3 0.0% 2-5 40.0% 4-6 66.7% 1-3 33.3% 7-17 41.2%
FT %: 0-2 0.0% 0-1 0.0% 1-3 33.3% 3-5 60.0% 4-11 36.4%

#5/4 South Carolina 75 • 6-1,1-0 SEC

Table with columns: #, Player, FG-FGA, 3-Ptr, FT-FTA, Rebounds (Off, Def, Tot), PF, TP, A TO Blk Stl, Min. Includes totals for both teams.

1st - FG %: 6-21 28.6% 2nd: 11-20 55.0% 3rd: 7-22 31.8% 4th: 7-16 43.8% Game: 31-79 39.2% Deadball Rebounds 3,1
3FG %: 0-3 0.0% 1-5 20.0% 0-2 0.0% 2-6 33.3% 3-16 18.8%
FT %: 2-2 100.0% 2-2 100.0% 4-6 66.7% 2-2 100.0% 10-12 83.3%

Officials: Dawn Marsh,Natasha Camy,Pualani Spurlock-Welsh
Technical fouls: Florida-None. #5/4 South Carolina-None.
Attendance: 3500

2020-21 Women's Basketball. Round: 0. Florida vs South Carolina. Played at Col

Score by periods table with columns: #, 1st, 2nd, 3rd, 4th, Total. Shows scores for Florida and #5/4 South Carolina.

Last FG - UF 4th-00:09, SC 4th-01:18.
Largest lead - UF None, SC by 22 3rd-08:51.
UF led for 00:00. SC led for 39:27. Game was tied for 00:23.

Official Basketball Box Score -- Game Totals -- Final Statistics
#5/4 South Carolina vs Alabama
01/04/21 6:00 pm at Tuscaloosa, AL

#5/4 South Carolina 77 • 7-1,2-0 SEC

Table with columns: #, Player, FG-FGA, 3-Ptr, FT-FTA, Rebounds (Off, Def, Tot), PF, TP, A TO Blk Stl, Min. Includes totals for both teams.

1st - FG %: 9-21 42.9% 2nd: 6-11 54.5% 3rd: 9-24 37.5% 4th: 7-18 38.9% Game: 31-74 41.9% Deadball Rebounds 5
3FG %: 0-2 0.0% 1-2 50.0% 1-1 100.0% 1-3 33.3% 3-8 37.5%
FT %: 2-4 50.0% 4-7 57.1% 3-8 37.5% 3-5 60.0%

Alabama 60 • 8-1,1-1 SEC

Table with columns: #, Player, FG-FGA, 3-Ptr, FT-FTA, Rebounds (Off, Def, Tot), PF, TP, A TO Blk Stl, Min. Includes totals for both teams.

1st - FG %: 7-17 41.2% 2nd: 3-15 20.0% 3rd: 7-12 58.3% 4th: 5-12 41.7% Game: 22-56 39.3% Deadball Rebounds 5
3FG %: 2-5 40.0% 1-6 16.7% 0-2 0.0% 1-3 33.3% 4-16 25.0%
FT %: 1-1 100.0% 2-4 50.0% 5-6 83.3% 4-8 50.0%

Officials: Cameron Inouye,Angelica Suffren,Dee Kantner
Technical fouls: #5/4 South Carolina-None. Alabama-None.
Attendance: 637

2020-21 Women's Basketball. Round: 0. Alabama vs South Carolina. Played at Col

Score by periods table with columns: #, 1st, 2nd, 3rd, 4th, Total. Shows scores for #5/4 South Carolina and Alabama.

Last FG - SC 4th-00:55, Bama 4th-03:44.
Largest lead - SC by 18 4th-00:55, Bama None.
SC led for 38:12. Bama led for 00:00. Game was tied for 01:48.

Official Basketball Box Score -- Game Totals -- Final Statistics
#5/4 South Carolina vs #10/8 Kentucky
01/10/21 5:00 pm at Lexington, KY

#5/4 South Carolina 75 • 8-1,3-0 SEC

Box score table for #5/4 South Carolina vs #10/8 Kentucky, showing player stats like FG, FT, REB, and team totals.

#10/8 Kentucky 70 • 9-3,2-2 SEC

Box score table for #10/8 Kentucky vs #5/4 South Carolina, showing player stats like FG, FT, REB, and team totals.

Officials: Billy Smith, Pualani Spurlock-Welsh, Gina Cross
Technical fouls: #5/4 South Carolina-None. #10/8 Kentucky-None.
Attendance: 1200

2020-21 Women's Basketball. Round: 0. Kentucky vs South Carolina. Played at Me

Score by periods table showing 1st, 2nd, 3rd, 4th quarters and total scores for both teams.

Statistical summary table with columns for Points, In Paint, Off T/O, 2nd Chance, Fast Break, Bench, and Rebounds.

Last FG - SC 4th-01:11, UK 4th-02:31.
Largest lead - SC by 9 4th-04:29, UK by 9 2nd-00:02.
SC led for 12:43. UK led for 25:13. Game was tied for 02:04.

Score tied - 1 time.
Lead changed - 8 times.

Official Basketball Box Score -- Game Totals -- Final Statistics
#5/4 South Carolina vs Vanderbilt
01/14/21 7:00 pm at Nashville, TN

#5/4 South Carolina 106 • 9-1,4-0 SEC

Box score table for #5/4 South Carolina vs Vanderbilt, showing player stats like FG, FT, REB, and team totals.

Vanderbilt 43 • 4-3,0-2 SEC

Box score table for Vanderbilt vs #5/4 South Carolina, showing player stats like FG, FT, REB, and team totals.

Officials: Eric Koch, Karleena Tobin, Laura Morris
Technical fouls: #5/4 South Carolina-None. Vanderbilt-None.
Attendance: 24

2020-21 Women's Basketball. Round: 0. South Carolina vs Vanderbilt. Played at

Score by periods table showing 1st, 2nd, 3rd, 4th quarters and total scores for both teams.

Statistical summary table with columns for Points, In Paint, Off T/O, 2nd Chance, Fast Break, Bench, and Rebounds.

Last FG - SC 4th-00:53, Vandy 4th-02:04.
Largest lead - SC by 63 4th-04:43, Vandy None.
SC led for 39:39. Vandy led for 00:00. Game was tied for 00:12.

Score tied - 0 times.
Lead changed - 0 times.

Official Basketball Box Score -- Game Totals -- Final Statistics
#15/16 Arkansas vs #4/4 South Carolina
01/18/21 7:00 pm at Columbia, SC

#15/16 Arkansas 82 • 11-5,2-4 SEC

Box score table for #15/16 Arkansas vs #4/4 South Carolina, showing player stats like FG, FT, REB, and team totals.

#4/4 South Carolina 104 • 10-1,5-0 SEC

Box score table for #4/4 South Carolina vs #15/16 Arkansas, showing player stats like FG, FT, REB, and team totals.

Officials: Angelica Suffren, Cameron Inouye, Dee Kantner
Technical fouls: #15/16 Arkansas-None. #4/4 South Carolina-None.
Attendance: 3500

2020-21 Women's Basketball. Round: 0. Arkansas vs South Carolina. Played at Co

Score by periods table showing 1st, 2nd, 3rd, 4th quarters and total scores for both teams.

Statistical summary table with columns for Points, In Paint, Off T/O, 2nd Chance, Fast Break, Bench, and Rebounds.

Last FG - Ark 4th-01:03, SC 4th-00:21.
Largest lead - Ark None, SC by 22 4th-00:21.
Ark led for 00:00. SC led for 39:04. Game was tied for 00:56.

Score tied - 1 time.
Lead changed - 0 times.

Official Basketball Box Score -- Game Totals -- Final Statistics
#22/23 Georgia vs #4/3 South Carolina
01/21/21 6:30 pm at Columbia, SC

#22/23 Georgia 50 • 12-2,4-2 SEC

Box score table for #22/23 Georgia vs #4/3 South Carolina, showing player stats like FG, FT, REB, and team totals.

#4/3 South Carolina 62 • 11-1,6-0 SEC

Box score table for #4/3 South Carolina vs #22/23 Georgia, showing player stats like FG, FT, REB, and team totals.

Officials: Karleena Tobin, Carla Fountain, Roy Gulbeyan
Technical fouls: #22/23 Georgia-None. #4/3 South Carolina-None.
Attendance: 3500

2020-21 Women's Basketball. Round: 0. Georgia vs South Carolina. Played at Col

Score by periods table showing 1st, 2nd, 3rd, 4th quarters and total scores for both teams.

Statistical summary table with columns for Points, In Paint, Off T/O, 2nd Chance, Fast Break, Bench, and Rebounds.

Last FG - UGA 4th-00:11, SC 4th-00:14.
Largest lead - UGA by 2 1st-06:55, SC by 27 4th-06:39.
UGA led for 01:58. SC led for 35:38. Game was tied for 02:24.

Score tied - 4 times.
Lead changed - 2 times.

Official Basketball Box Score -- Game Totals -- Final Statistics
#4/3 South Carolina vs LSU
01/24/21 12:00 pm at Baton Rouge, LA

#4/3 South Carolina 69 • 12-1,7-0 SEC

Table with 13 columns: ##, Player, FG-FGA, 3-Ptr, FT-FTA, Rebounds (Off, Def, Tot), PF, TP, A, TO, Blk, Stl, Min. Includes player stats for Aliyah Boston, Victaria Saxton, Zia Cooke, Destanni Henderson, Brea Beal, Eniya Russell, Destiny Littleton, Laeticia Amihere, LeLe Grissett, and Team totals.

1st - FG %: 5-17 29.4% 2nd: 4-11 36.4% 3rd: 8-13 61.5% 4th: 10-16 62.5% Game: 27-57 47.4% Deadball Rebounds 7
3FG %: 0-2 0.0% 1-4 25.0% 1-2 50.0% 2-15 13.3%
FT %: 3-5 60.0% 0-2 0.0% 3-8 37.5% 1-2 50.0% 13-25 52.0%

LSU 65 • 6-7,4-3 SEC

Table with 13 columns: ##, Player, FG-FGA, 3-Ptr, FT-FTA, Rebounds (Off, Def, Tot), PF, TP, A, TO, Blk, Stl, Min. Includes player stats for Awa Trasi, Faustine Aifuwa, Khayla Pointer, Karli Seay, Rakell Spencer, Jaijin Cherry, Tiara Young, and Ajae Petty.

1st - FG %: 5-17 29.4% 2nd: 5-13 38.5% 3rd: 7-12 58.3% 4th: 8-18 44.4% Game: 25-60 41.7% Deadball Rebounds 2
3FG %: 0-1 0.0% 0-0 0.0% 1-2 50.0% 1-3 33.3%
FT %: 2-3 66.7% 3-4 75.0% 5-6 83.3% 3-4 75.0% 13-17 76.5%

Officials: Karen Preato, Eric J Brewton, Tina Napier
Technical fouls: #4/3 South Carolina-None. LSU-None.
Attendance: 918
2020-21 Women's Basketball. Round: 0. LSU vs South Carolina. Played at Maravic

Score by periods table with columns: 1st, 2nd, 3rd, 4th, Total. Rows for #4/3 South Carolina (13, 10, 20, 26, 69) and LSU (12, 13, 20, 20, 65).

Points, In, Off, 2nd, Fast, Bench table with columns: Points, In, Off, 2nd, Fast, Bench. Rows for SC (48, 15, 8, 30, 8) and LSU (32, 14, 7, 6, 25).

Last FG - SC 4th-01:14, LSU 4th-00:01.
Largest lead - SC by 9 4th-01:14, LSU by 6 3rd-08:40.
SC led for 17:16. LSU led for 14:11. Game was tied for 08:33.

Score tied - 10 times.
Lead changed - 8 times.

Official Basketball Box Score -- Game Totals -- Final Statistics
#4/3 South Carolina vs #21/19 Mississippi State
01/28/21 6:00 pm at Starkville, MS

#4/3 South Carolina 75 • 13-1,8-0 SEC

Table with 13 columns: ##, Player, FG-FGA, 3-Ptr, FT-FTA, Rebounds (Off, Def, Tot), PF, TP, A, TO, Blk, Stl, Min. Includes player stats for Aliyah Boston, Victaria Saxton, Zia Cooke, Destanni Henderson, Brea Beal, Olivia Thompson, Eniya Russell, Destiny Littleton, Laeticia Amihere, LeLe Grissett, Elysa Wesolek, and Team totals.

1st - FG %: 4-14 28.6% 2nd: 11-21 52.4% 3rd: 4-16 25.0% 4th: 8-15 53.3% Game: 27-66 40.9% Deadball Rebounds 2
3FG %: 0-2 0.0% 1-5 20.0% 0-2 0.0% 1-3 33.3% 2-13 15.4%
FT %: 2-2 100.0% 3-4 75.0% 10-11 90.9% 4-5 80.0% 19-22 86.4%

#21/19 Mississippi State 52 • 8-5,3-4 SEC

Table with 13 columns: ##, Player, FG-FGA, 3-Ptr, FT-FTA, Rebounds (Off, Def, Tot), PF, TP, A, TO, Blk, Stl, Min. Includes player stats for Jessica Carter, Sidney Cooks, JaMya Mingo-Young, Myah Taylor, Madison Hayes, KN'isha Godfrey, Aliyah Matharu, Rickea Jackson, Xaria Wiggins, Yemiyah Morris, and Caterrion Thompson.

1st - FG %: 5-20 25.0% 2nd: 5-15 33.3% 3rd: 7-14 50.0% 4th: 5-16 31.3% Game: 22-65 33.8% Deadball Rebounds 4
3FG %: 1-4 25.0% 1-2 50.0% 1-3 33.3% 0-5 0.0% 3-14 21.4%
FT %: 0-2 0.0% 1-2 50.0% 3-6 50.0% 1-5 20.0% 5-15 33.3%

Officials: Karen Preato, Brian Garland, Brian Hall
Technical fouls: #4/3 South Carolina-None. #21/19 Mississippi State-None.
Attendance: 1000
2020-21 Women's Basketball. Round: 0. Mississippi St. vs South Carolina. Played

Score by periods table with columns: 1st, 2nd, 3rd, 4th, Total. Rows for #4/3 South Carolina (10, 26, 18, 21, 75) and #21/19 Mississippi State (11, 12, 18, 11, 52).

Points, In, Off, 2nd, Fast, Bench table with columns: Points, In, Off, 2nd, Fast, Bench. Rows for SC (44, 16, 21, 17, 25) and MSU (28, 10, 3, 8, 19).

Last FG - SC 4th-00:31, MSU 4th-01:18.
Largest lead - SC by 23 4th-00:31, MSU by 5 1st-07:49.
SC led for 30:11. MSU led for 08:14. Game was tied for 01:06.

Score tied - 0 times.
Lead changed - 3 times.

**2020-21 South Carolina Basketball**  
**South Carolina Points-Rebounds-Assists (as of Jan 28, 2021)**  
**All games**

Opponent	Date	Score	THOMPSON, 00	COOKE,ZIA, 01	RUSSELL,EN, 02	HENDERSON, 03	BOSTON,ALI, 04	SAXTON,VIC, 05	LITTLETON, 11	BEAL,BREA, 12	AMHERE,LA, 15	GRISSETT,L, 24	WESOLEKE, 32
CC	11/25/20	119-38 W	5-0-0	18-1-3	14-4-2	11-6-5	11-12-1	19-12-2	7-8-0	8-2-1	11-11-2	13-10-3	2-4-0
vs SD	11/28/20	81-71 W	3-0-0	19-5-1	2-0-1	19-9-3	12-8-4	4-3-0	0-0-0	3-5-3	11-9-1	8-5-1	0-1-0
vs Gonz	11/29/20	79-72 W	DNP	16-4-4	DNP	23-3-2	10-5-0	9-6-1	1-1-1	12-7-1	6-4-2	2-2-1	DNP
NCSU	12/03/20	46-54 L	0-0-0	11-5-1	0-0-0	2-7-6	9-9-0	0-3-0	0-2-0	5-4-0	11-15-2	8-3-0	DNP
at lowaSt	12/06/20	83-65 W	0-1-0	19-1-4	8-1-0	12-4-7	13-15-3	9-9-1	5-7-3	13-4-2	4-2-1	DNP	0-2-0
Temple	12/17/20	103-41 W	2-1-0	23-3-4	11-3-1	8-3-7	14-9-1	16-7-0	6-4-2	5-3-3	11-3-1	7-7-3	0-3-0
UF	12/31/20	75-59 W	0-2-0	26-3-5	0-1-0	2-7-9	28-16-1	9-12-0	DNP	4-1-2	2-3-2	4-2-0	0-0-0
at Barma	01/04/21	77-60 W	0-0-0	18-3-2	0-0-0	20-8-5	5-10-0	15-6-0	DNP	8-10-0	3-5-0	8-4-2	0-0-0
at UK	01/10/21	75-70 W	0-0-0	7-3-1	3-1-0	22-8-3	20-12-1	7-2-0	0-0-0	2-6-0	10-4-1	4-3-0	DNP
at Vandy	01/14/21	106-43 W	3-1-0	9-2-2	6-3-1	12-7-9	9-10-2	20-2-1	8-3-2	17-3-1	11-8-1	7-12-0	4-1-0
Ark	01/18/21	104-82 W	DNP	9-3-3	3-1-1	14-2-10	26-16-3	10-4-0	7-5-1	22-4-1	6-1-2	7-8-0	DNP
UGA	01/21/21	62-50 W	0-0-1	16-2-0	0-0-0	2-4-3	16-11-2	9-11-0	1-5-1	9-7-1	4-2-1	5-0-1	0-2-0
at LSU	01/24/21	69-65 W	DNP	11-1-0	0-0-1	16-5-8	20-14-0	4-5-0	0-1-0	10-4-4	0-2-0	8-3-3	DNP
at MSU	01/28/21	75-52 W	3-0-0	19-3-3	2-1-0	6-4-2	6-12-0	13-11-2	2-0-2	6-5-0	7-7-2	11-5-1	0-0-0

**2020-21 South Carolina Basketball**  
**South Carolina Team Game-by-Game Comparison (as of Jan 28, 2021)**  
**All games**

Opponent	1st	2nd	Score	Mar	Total FG	FG Pct	3-Pointers	3FG Pct	Free Throws	FT Pct	Rebounds	Assist	T/Over	Block	Steal	Fouls
COL. OF CHARLESTON	62/20	57/18	119-38	+81	42-71/13-74	.592/.176	4-13/1-23	.308/.043	31-47/11-24	.660/.458	73/28	19/0	15/18	13/3	12/6	20/31
South Dakota	37/37	44/34	81-71	+10	30-72/29-67	.417/.433	5-14/2-16	.357/.125	16-29/11-20	.552/.550	45/37	14/15	9/8	5/3	6/5	22/25
#21/20 Gonzaga	38/34	41/38	79-72	+7	26-54/29-55	.481/.527	2-5/9-19	.400/.474	25-41/5-13	.610/.385	36/29	12/20	12/15	4/5	6/4	17/32
#8/6 NC STATE	20/21	26/33	46-54	(8)	20-74/20-68	.270/.294	2-12/4-17	.167/.235	4-11/10-12	.364/.833	54/49	9/10	11/9	6/7	2/2	15/12
#23/18 Iowa State	44/30	39/35	83-65	+18	30-63/23-62	.476/.371	13-26/5-27	.500/.185	10-13/14-16	.769/.875	50/24	21/8	19/10	6/5	1/8	21/10
TEMPLE	44/25	59/16	103-41	+62	39-73/14-60	.534/.233	8-22/4-23	.364/.174	17-25/9-13	.680/.692	54/30	22/6	6/8	7/5	10/1	8/19
FLORIDA	39/18	36/41	75-59	+16	31-79/24-65	.392/.369	3-16/7-17	.188/.412	10-12/4-11	.833/.364	51/39	19/11	15/21	10/2	12/3	14/14
Alabama	37/26	40/34	77-60	+17	31-74/22-56	.419/.393	3-8/4-16	.375/.250	12-24/12-19	.500/.632	55/31	9/9	13/12	4/5	7/5	14/21
#10/8 Kentucky	32/41	43/29	75-70	+5	30-64/28-74	.469/.378	2-4/3-20	.500/.150	13-21/11-12	.619/.917	46/31	6/10	18/13	10/7	6/12	13/20
Vanderbilt	49/13	57/30	106-43	+63	42-76/19-65	.553/.292	7-17/2-8	.412/.250	15-25/3-9	.600/.333	60/28	19/3	12/19	9/2	10/7	12/18
#15/16 ARKANSAS	42/37	62/45	104-82	+22	40-74/32-71	.541/.451	8-15/7-13	.533/.538	16-22/11-14	.727/.786	50/29	21/10	13/9	10/6	4/6	16/19
#22/23 GEORGIA	30/18	32/32	62-50	+12	22-62/22-65	.355/.338	2-11/1-5	.182/.200	16-24/5-8	.667/.625	47/37	10/13	20/23	14/7	14/5	15/20
LSU	23/25	46/40	69-65	+4	27-57/25-60	.474/.417	2-15/2-6	.133/.333	13-25/13-17	.520/.765	39/33	16/4	16/17	3/1	8/7	15/22
#21/19 Mississippi State	36/23	39/29	75-52	+23	27-66/22-65	.409/.338	2-13/3-14	.154/.214	19-22/5-15	.864/.333	51/38	12/9	13/15	4/6	9/6	14/20

Note: Game totals are displayed in the format TEAM/OPPONENT for each category



**2020-21 South Carolina Basketball**  
**South Carolina Combined Team Statistics (as of Jan 28, 2021)**  
**Conference games only**

<b>RECORD:</b>		<b>OVERALL</b>		<b>HOME</b>		<b>AWAY</b>		<b>NEUTRAL</b>	
ALL GAMES		8-0		3-0		5-0		0-0	
CONFERENCE		8-0		3-0		5-0		0-0	
NON-CONFERENCE		0-0		0-0		0-0		0-0	

##	Player	gp-gs	min	avg	Total		3-Point		F-Throw		Rebounds			pf	dq	a	to	blk	stl	pts	avg	
					fg-fga	fg%	3fg-fga	3fg%	ft-fa	ft%	off	def	tot									avg
04	Aliyah Boston	8-8	236	29.5	52-101	.515	5-16	.313	21-29	.724	35	66	101	12.6	21	0	9	13	37	12	130	16.3
01	Zia Cooke	8-8	253	31.6	43-107	.402	4-20	.200	25-32	.781	2	18	20	2.5	12	0	16	21	1	10	115	14.4
03	Destanni Henderson	8-8	272	34.0	35-86	.407	6-21	.286	18-20	.900	9	36	45	5.6	7	0	49	25	0	10	94	11.8
05	Victoria Saxton	8-8	191	23.9	37-61	.607	0-0	.000	13-28	.464	27	26	53	6.6	15	0	3	8	11	10	87	10.9
12	Brea Beal	8-8	215	26.9	29-63	.460	7-20	.350	13-22	.591	10	30	40	5.0	16	0	9	8	2	8	78	9.8
24	LeLe Grissett	8-0	151	18.9	21-44	.477	0-1	.000	12-22	.545	24	13	37	4.6	14	0	7	17	4	1	54	6.8
15	Laeticia Amihere	8-0	130	16.3	18-48	.375	0-3	.000	7-12	.583	16	16	32	4.0	15	0	9	19	9	11	43	5.4
11	Destiny Littleton	6-0	66	11.0	5-13	.385	4-7	.571	4-6	.667	2	12	14	2.3	3	0	6	4	0	4	18	3.0
02	Eniya Russell	8-0	45	5.6	6-19	.316	1-5	.200	1-4	.250	1	6	7	0.9	7	0	3	3	0	3	14	1.8
00	Olivia Thompson	6-0	15	2.5	2-5	.400	2-4	.500	0-0	.000	0	3	3	0.5	1	0	1	0	0	1	6	1.0
32	Elysa Wesolek	5-0	26	5.2	2-5	.400	0-2	.000	0-0	.000	1	2	3	0.6	2	0	0	0	0	0	4	0.8
Team											21	23	44				2					
Total.....		8	1600		250-552	.453	29-99	.293	114-175	.651	148	251	399	49.9	113	0	112	120	64	70	643	80.4
Opponents.....		8	1600		194-521	.372	29-99	.293	64-105	.610	93	173	266	33.2	154	2	69	129	36	51	481	60.1

**2020-21 South Carolina Basketball**  
**South Carolina Combined Team Statistics (as of Jan 28, 2021)**  
**vs. Ranked Teams**

<b>RECORD:</b>		<b>OVERALL</b>		<b>HOME</b>		<b>AWAY</b>		<b>NEUTRAL</b>	
ALL GAMES		6-1		2-1		3-0		1-0	
CONFERENCE		4-0		2-0		2-0		0-0	
NON-CONFERENCE		2-1		0-1		1-0		1-0	

##	Player	gp-gs	min	avg	Total		3-Point		F-Throw		Rebounds			pf	dq	a	to	blk	stl	pts	avg	
					fg-fga	fg%	3fg-fga	3fg%	ft-fa	ft%	off	def	tot									avg
04	Aliyah Boston	7-7	205	29.3	40-80	.500	4-14	.286	16-21	.762	27	53	80	11.4	20	0	9	16	29	7	100	14.3
01	Zia Cooke	7-7	222	31.7	34-98	.347	8-22	.364	21-24	.875	1	20	21	3.0	9	0	16	16	0	5	97	13.9
03	Destanni Henderson	7-7	245	35.0	29-75	.387	6-16	.375	17-22	.773	9	23	32	4.6	7	0	33	18	1	4	81	11.6
12	Brea Beal	7-7	183	26.1	24-50	.480	7-14	.500	14-20	.700	11	26	37	5.3	12	0	5	10	4	7	69	9.9
05	Victoria Saxton	7-7	158	22.6	23-40	.575	0-0	.000	11-18	.611	17	29	46	6.6	19	0	4	11	8	6	57	8.1
15	Laeticia Amihere	7-0	135	19.3	19-53	.358	0-4	.000	10-17	.588	16	19	35	5.0	17	1	11	13	7	7	48	6.9
24	LeLe Grissett	6-0	119	19.8	14-29	.483	0-0	.000	9-22	.409	12	9	21	3.5	14	1	3	10	3	3	37	6.2
02	Eniya Russell	6-0	37	6.2	6-15	.400	2-5	.400	2-4	.500	1	3	4	0.7	7	0	1	6	1	0	16	2.7
11	Destiny Littleton	7-0	74	10.6	5-13	.385	3-7	.429	3-6	.500	4	16	20	2.9	3	0	8	2	0	3	16	2.3
00	Olivia Thompson	5-0	8	1.6	1-2	.500	1-2	.500	0-0	.000	1	0	1	0.2	0	0	1	1	0	0	3	0.6
32	Elysa Wesolek	3-0	14	4.7	0-2	.000	0-2	.000	0-0	.000	2	2	4	1.3	3	0	0	0	1	0	0	0.0
Team											18	15	33				3					
Total.....		7	1400		195-457	.427	31-86	.360	103-154	.669	119	215	334	47.7	111	2	91	106	54	42	524	74.9
Opponents.....		7	1400		176-460	.383	32-115	.278	61-90	.678	81	156	237	33.9	133	3	80	94	43	43	445	63.6

Date	Opponent	Score	Att.
@ 11/29/20	vs #21/20 Gonzaga	w 79-72	0
12/03/20	#8/6 NC STATE	L 46-54	3500
< 12/06/20	at #23/18 Iowa State	w 83-65	864
* 01/10/21	at #10/8 Kentucky	w 75-70	1200
* 01/18/21	#15/16 ARKANSAS	w 104-82	3500
* 01/21/21	#22/23 GEORGIA	w 62-50	3500
* 01/28/21	at #21/19 Mississippi State	w 75-52	1000

**2020-21 South Carolina Basketball**  
**South Carolina Combined Team Statistics (as of Jan 28, 2021)**  
**All games**

<b>RECORD:</b>	<b>OVERALL</b>	<b>HOME</b>	<b>AWAY</b>	<b>NEUTRAL</b>
ALL GAMES	13-1	5-1	6-0	2-0
CONFERENCE	8-0	3-0	5-0	0-0
NON-CONFERENCE	5-1	2-1	1-0	2-0

##	Player	gp-gs	min	avg	Total		3-Point		F-Throw		Rebounds			pf	dq	a	to	blk	stl	pts	avg	
					fg-fga	fg%	3fg-fga	3fg%	ft-fga	ft%	off	def	tot									avg
01	Zia Cooke	14-14	436	31.1	78-192	.406	20-49	.408	45-58	.776	5	34	39	2.8	18	0	33	35	1	14	221	15.8
04	Aliyah Boston	14-14	403	28.8	81-164	.494	7-25	.280	30-43	.698	56	103	159	11.4	37	0	18	21	44	19	199	14.2
03	Destanni Henderson	14-14	453	32.4	61-142	.430	13-37	.351	34-42	.810	14	63	77	5.5	14	0	79	34	2	15	169	12.1
05	Victoria Saxton	14-13	315	22.5	60-98	.612	0-0	.000	24-45	.533	42	51	93	6.6	30	0	7	18	25	15	144	10.3
12	Brea Beal	14-14	351	25.1	48-106	.453	11-29	.379	17-33	.515	21	44	65	4.6	27	0	19	15	5	13	124	8.9
24	Lele Grissett	13-0	242	18.6	37-65	.569	0-1	.000	18-39	.462	37	27	64	4.9	26	1	15	20	7	5	92	7.1
15	Laeticia Amihere	14-1	256	18.3	35-94	.372	0-8	.000	27-44	.614	33	43	76	5.4	33	1	18	28	17	12	97	6.9
02	Eniya Russell	13-0	107	8.2	18-44	.409	3-12	.250	10-19	.526	2	13	15	1.2	14	0	7	8	1	5	49	3.8
11	Destiny Littleton	12-0	141	11.8	10-31	.323	5-16	.313	12-16	.750	4	32	36	3.0	7	0	12	6	0	7	37	3.1
00	Olivia Thompson	11-0	38	3.5	6-15	.400	4-11	.364	0-0	.000	2	3	5	0.5	2	0	1	2	0	1	16	1.5
32	Elysa Wesolek	9-0	58	6.4	3-8	.375	0-3	.000	0-2	.000	5	8	13	1.4	8	0	0	0	3	1	6	0.7
Team											35	34	69				5					
Total.....		14	2800		437-959	.456	63-191	.330	217-341	.636	256	455	711	50.8	216	2	209	192	105	107	1154	82.4
Opponents.....		14	2800		322-907	.355	54-224	.241	124-203	.611	163	300	463	33.1	283	7	128	207	64	77	822	58.7

<b>TEAM STATISTICS</b>	<b>SC</b>	<b>OPP</b>	<b>Date</b>	<b>Opponent</b>	<b>Score</b>	<b>Att.</b>
SCORING	1154	822	11/25/20	COL. OF CHARLESTON	w 119-38	3500
Points per game	82.4	58.7	@ 11/28/20	vs South Dakota	w 81-71	0
Scoring margin	+23.7	-	@ 11/29/20	vs #21/20 Gonzaga	w 79-72	0
FIELD GOALS-ATT	437-959	322-907	12/03/20	#8/6 NC STATE	L 46-54	3500
Field goal pct	.456	.355	< 12/06/20	at #23/18 Iowa State	w 83-65	864
3 POINT FG-ATT	63-191	54-224	12/17/20	TEMPLE	w 103-41	3500
3-point FG pct	.330	.241	* 12/31/20	FLORIDA	w 75-59	3500
3-pt FG made per game	4.5	3.9	* 01/04/21	at Alabama	w 77-60	637
FREE THROWS-ATT	217-341	124-203	* 01/10/21	at #10/8 Kentucky	w 75-70	1200
Free throw pct	.636	.611	* 01/14/21	at Vanderbilt	w 106-43	24
F-Throws made per game	15.5	8.9	* 01/18/21	#15/16 ARKANSAS	w 104-82	3500
REBOUNDS	711	463	* 01/21/21	#22/23 GEORGIA	w 62-50	3500
Rebounds per game	50.8	33.1	* 01/24/21	at LSU	w 69-65	918
Rebounding margin	+17.7	-	* 01/28/21	at #21/19 Mississippi State	w 75-52	1000
ASSISTS	209	128				
Assists per game	14.9	9.1				
TURNOVERS	192	207				
Turnovers per game	13.7	14.8				
Turnover margin	+1.1	-				
Assist/turnover ratio	1.1	0.6				
STEALS	107	77				
Steals per game	7.6	5.5				
BLOCKS	105	64				
Blocks per game	7.5	4.6				
ATTENDANCE	21000	4643				
Home games-Avg/Game	6-3500	6-774				
Neutral site-Avg/Game	-	2-0				

@ = Bad Boy Mowers Crossover Classic (Sioux Falls, S.D.)  
< = SEC/Big 12 Challenge  
\* = SEC game

<b>Score by Periods</b>	<b>1st</b>	<b>2nd</b>	<b>3rd</b>	<b>4th</b>	<b>Totals</b>
South Carolina	276	257	345	276	1154
Opponents	191	177	235	219	822