












SECN is SEC Network; SECN+ is SEC Network online via ESPN app

2020-21 SOUTH CAROLINA MEDIA ROSTER

0		Olivia Thompson 5-8 • So. • Guard • Lexington, S.C.	PPG 1.4 RPG 0.6 APG 0.0 FG% .364 FT% --	LAST GM: 1 stl, 1 min at Alabama NOTABLE: Good outside shooter ... has played in seven games this season, hitting a 3 in two ... 2019 SCBCA Class 5A Player of the Year and SC HS Sports Report co-Statewide Player of the Year.	Career Highs Pts: 10 vs. Alabama St., 11/5/19 Ast: 2 vs. USC Upstate, 11/21/19 Stl: 1, 2x, at Alabama, 1/4/21 Reb: 2 vs. Florida, 12/31/20 Min: 14 at Ole Miss, 1/30/20
1		Zia Cooke 5-9 • So. • Guard • Toledo, Ohio <i>ZY-uh COOK</i>	PPG 18.8 RPG 3.1 APG 3.0 FG% .427 FT% .813	LAST GM: 18 pts, 3 rebs, 2 assts at Alabama NOTABLE: Explosive, athletic guard who finds the rim and has great body control ... 4th in SEC in ppg (overall and league gms) ... last 4 gms – 21.5 ppg, 57.9 3FG%, 3.8 apg ... Naismith, Wade and Wooden Watch Lists.	Career Highs Pts: 27 at Dayton 11/13/19 Reb: 7 at Dayton, 11/13/19 Ast: 5, 2x, vs. Florida, 12/31/20 Stl: 4 vs. USC Upstate, 11/21/19 Min: 37 vs. Florida, 12/31/20
2		Eniya Russell 6-1 • Fr. • Guard • Baltimore, Md. <i>ih-NYE-uh</i>	PPG 5.0 RPG 1.3 APG 0.6 FG% .429 FT% .600	LAST GM: 2 mins at Alabama NOTABLE: Great passer, can shoot deep 3, gets to the rim, strong pull-up game ... played in 7 games, including SEC opener ... 2 games of 10+ points ... scored 14.9 points per game as a senior.	Career Highs Pts: 14 vs. Charleston, 11/25/20 Reb: 4 vs. Charleston, 11/25/20 Ast: 2 vs. Charleston, 11/25/20 Stl: 2 vs. Temple, 12/17/20 Min: 20 vs. Charleston, 11/25/20
3		Destanni Henderson 5-7 • Jr. • Guard • Fort Myers, Fla. <i>DES-tuh-nee</i>	PPG 12.1 RPG 5.9 APG 5.5 FG% .430 FT% .750	LAST GM: 20 pts, 8 rebs, 5 assts at Alabama NOTABLE: Confident, explosive guard ... 24th in NCAA in apg, 27th in A:TO (3.1) ... last 4 gms – 10.5 ppg, .545 3FG%, 7.0 apg, 5.5 rpg ... 21.0 ppg in Crossover Classic to earn MVP ... 2020 SEC All-Tournament, 2019 SEC All-Freshman Team.	Career Highs Pts: 23 vs. Gonzaga, 11/29/20 Reb: 9 vs. S. Dakota, 11/28/20 Ast: 9 vs. Florida, 12/31/20 Stl: 5 at Temple, 12/7/19 Min: 38, 2x, vs. Florida, 12/31/20
4		Aliyah Boston 6-5 • So. • For. • St. Thomas, U.S.V.I. <i>uh-LEE-uh</i>	PPG 12.8 RPG 10.5 BPG 1.6 FG% .462 FT% .650	LAST GM: 5 pts, 10 rebs, 2 blks at Alabama NOTABLE: Team captain ... physical post who loves contact, good range ... 27th in NCAA in rpg, 3rd in SEC ... 2020 Nat'l. Fr. of the Year, Lisa Leslie Award winner ... Preseason All-America, Naismith, Wade and Wooden Watch Lists.	Career Highs Pts: 28 vs. Florida, 12/31/20 Reb: 25 vs. Arkansas, 1/9/20 Blk: 10 vs. Alabama St., 11/5/19 Stl: 4, 2x, S. Dakota, 11/28/20 Min: 36 vs. Florida, 12/31/20
5		Victoria Saxton 6-2 • Jr. • Forward • Rome, Ga. <i>vic-TAR-ee-uh</i>	PPG 10.1 RPG 7.3 BPG 2.3 FG% .579 FT% .577	LAST GM: 15 pts, 6 rebs, 1 blk at Alabama NOTABLE: Team captain ... lithe, athletic forward, quick off the floor, great rebounder and shot blocker ... 24th in NCAA in bpg ... 5th in SEC in off. rpg (2.5) ... last 4 gms – 12.3 ppg, 8.5 rpg, 2.8 bpg ... 2019 SEC All-Freshman Team.	Career Highs Pts: 19, 2x, Charleston, 11/25/20 Reb: 12, 2x, vs. Florida, 12/31/20 Blk: 5, 2x, Charleston, 11/25/20 Stl: 3, 3x, vs. Florida, 12/31/20 Min: 32 at Iowa State, 12/6/20
11		Destiny Littleton 5-9 • Jr. • Guard • San Diego, Calif.	PPG 3.2 RPG 3.7 APG 1.0 FG% .277 FT% .800	LAST GM: 6 pts, 2 assts, 2 stls vs. Temple NOTABLE: Big guard, prolific scorer ... returning from procedure to alleviate chronic ankle issues while sitting out last season due to NCAA transfer rules ... played in 6 games, unavailable the last two games, expected back this week.	Career Highs Pts: 22 vs. Northwestern St., 12/29/18* Reb: 8, 2x, vs. Charleston, 11/25/20 Ast: 7 vs. Northwestern St., 12/29/18* Stl: 3, 2x, at Oklahoma St., 2/12/19* Min: 34, 2x, vs. Kansas St., 2/17/19* <small>* indicates set prior to South Carolina</small>
12		Brea Beal 6-1 • So. • Guard • Rock Island, Ill. <i>BREE</i>	PPG 7.3 RPG 4.5 APG 1.5 FG% .417 FT% .364	LAST GM: 8 pts, 10 rebs at Alabama NOTABLE: Big, physical guard who got stronger in offseason ... brings intangibles, incredible competitiveness ... takes toughest defensive assignment ... 10 boards at Alabama (Jan. 4) ... Cheryl Miller Award Watch List.	Career Highs Pts: 15 vs. Kentucky, 1/2/20 Reb: 13 at Missouri, 1/16/20 Ast: 4, 2x, vs. App State, 11/17/19 Stl: 3, 4x, vs. Miss. State, 1/20/20 Min: 32 vs. Indiana, 11/28/19
15		Laeticia Amihere 6-4 • So. • For. • Mississauga, Ontario <i>luh-TEE-shuh ah-MEE-hear</i>	PPG 7.4 RPG 6.5 BPG 1.3 FG% .326 FT% .618	LAST GM: 3 pts, 5 rebs at Alabama NOTABLE: Explosive, athletic forward with solid guard skills ... showing confidence and skills that made her No. 10 overall recruit in Class of 2019 ... played in every game, one start ... 8th in SEC in offensive rebounds (2.9), 14th in bpg.	Career Highs Pts: 16 at Ole Miss, 1/30/20 Reb: 15 vs. NC State, 12/3/20 Blk: 3, 5x, vs. S. Dakota, 11/28/20 Stl: 3 vs. Purdue, 12/15/19 Min: 30 vs. S. Dakota, 11/28/20
24		LeLe Grissett 6-2 • Sr. • G/F • Durham, N.C. <i>LEE-lee grih-SET</i>	PPG 7.1 RPG 4.7 APG 1.4 FG% .700 FT% .333	LAST GM: 8 pts, 4 rebs, 2 assts at Alabama NOTABLE: Long, versatile and high-energy guard who can play any position on the floor, including recent time at point guard ... aggressive perimeter defender ... "big guard" who can score in the post ... leads team in field goal percentage.	Career Highs Pts: 22 at Vanderbilt, 1/18/18 Reb: 10, 2x, vs. Charleston, 11/25/20 Ast: 4, 2x, vs. Arkansas, 3/7/20 Stl: 4, 2x, vs. Georgia, 3/6/20 Min: 29 vs. Tennessee, 1/14/18
32		Elysa Wesolek 6-1 • Jr. • Forward • Charleston, S.C. <i>uh-LISS-uh WES-uh-leck</i>	PPG 0.3 RPG 1.7 BPG 0.5 FG% .250 FT% .000	LAST GM: 1 min at Alabama NOTABLE: Solid shooting forward ... has played in 6 games so far ... appeared in 20 games in 2019-20, including 10 of 16 SEC contests ... has one double-figure scoring game in her career ... 2018 SCISA Miss Basketball.	Career Highs Pts: 10 vs. ETSU, 11/22/18 Reb: 2, 8x, vs. Auburn, 2/13/20 Ast: 1, 6x, at Missouri, 1/16/20 Stl: 2 vs. USC Upstate, 11/21/19 Min: 12 vs. Vanderbilt, 2/17/20

QUICK FACTS

The University

Location: Columbia, S.C.

Founded: 1801

Enrollment: 33,176

Colors: Garnet (PMS 202C) and Black

Nickname: Gamecocks

Conference: Southeastern

President: Bob Caslen

Athletics Director: Ray Tanner

Facility: Colonial Life Arena (18,000)

Coaching Staff

Head Coach: Dawn Staley

Alma Mater: Virginia, 1992

Overall Record: 484-179 (21st season)

School Record: 312-99 (13th season)

Assoc. Head Coach, Alma Mater:

Lisa Boyer, Ithaca, 1979 (13th season)

Assistant Coaches, Alma Mater:

Fred Chmiel, Excelsior, 2001 (6th season)

Jollette Law, Iowa, 1990 (4th season)

Team Information

2019-20 Record: 32-1

Home: 15-0 Away: 12-0 Neutral: 5-1

SEC Record (Finish): 16-0 (1st)

Home: 8-0 Away: 8-0

Letterwinners Returning/Lost: 9/2

Starters Returning/Lost: 3/2

Program History

First Year of Women's Basketball: 1974-75

All-Time Record: 892-528 (47th season)

All-Time SEC Record: 194-67 (30th season)

NCAA Appearances (Last): 16 (2019)

NCAA Tournament Record: 28-14

2019 NCAA Result: Sweet 16, L, 68-93 vs. Baylor, Greensboro, N.C.

WNIT Appearances (Last): 4 (2011)

WNIT Record: 3-4

Media Relations

Women's Basketball Contact: Diana Koval

Office: 803.777.7977

Cell: 314.369.6050

Email: dkoval@mailbox.sc.edu

Press Row Phone: 803.777.6182

Women's Basketball on Social Media:

Twitter: @GamecockWBB

Instagram: @GamecockWBB

Facebook: @GamecockWBB

TikTok: @GamecockWBB

Head Coach on Social Media

Twitter: @DawnStaley

Instagram: @Staley05

Athletics Department on the Web

Website: GamecocksOnline.com

Twitter: @GamecocksOnline

Instagram: @GamecocksOnline

Facebook: Facebook.com/GamecocksOnline

YouTube: YouTube.com/GamecocksOnline

Five-Second Count

South Carolina women's basketball is in the midst of its most successful era, claiming at least 20 wins for the last nine seasons, including four 30-win seasons in the last six campaigns. The Gamecocks have played in the NCAA Elite Eight three times in the last five NCAA Tournaments, including winning the 2017 National Championship, and have been ranked in the AP Top 25 for 158 consecutive weeks. Staley led the Gamecocks to their only No. 1 rankings in program history (12 weeks in 2014-15, 10 weeks in 2019-20, 2 weeks in 2020-21), five SEC regular-season titles and five SEC Tournament championships.

Under Staley's leadership, six Gamecocks have earned All-America status, two have earned SEC Player of the Year honors and 19 have picked up All-SEC recognition at least once. Eight Gamecocks have been selected in the WNBA Draft in the last five years, including 2018 No. 1 overall pick Aja Wilson, who went on to become the Gamecocks' second-straight WNBA Rookie of the Year (2018) and the program's first WNBA MVP (2020).

Georgia Series Notes

The Lady Bulldogs hold a commanding 33-19 lead in the all-time series, but the Gamecocks have a 15-6 advantage in the Dawn Staley era (2008-09 to present).

In the Staley era, the series has been notoriously low scoring with just five games seeing a team score 70 points and four games with neither team reaching 60.

In both meetings last season, then-No. 1 South Carolina broke that trend and dominated offensively. In the regular-season meeting (Jan. 26), the Gamecocks posted an 88-53 win in Athens. In the SEC Tournament quarterfinals (Mar. 6), South Carolina cruised to an 89-56 victory.

Home Sweet Home

The Gamecocks are 472-165 (.741) all-time in home games, including a 160-34 mark under head coach Dawn Staley. Her .825 winning percentage at home is second among the program's seven all-time head coaches (Pam Parsons (41-7) .854).

Playing in its 19th season at Colonial Life Arena, South Carolina boasts a 223-67 (.769) record in the building, including three undefeated seasons since 2013-14. Staley's share of that record is 157-34 (.822).

WHAT MATTERS

South Carolina head coach Dawn Staley picked "What Matters" as this season's theme, reflecting the value of knowing what matters most to you – your why – and how focusing on that provides a navigational guide through challenging times.

Each Gamecock wrote her own personal statement of "What Matters" to her. Pieces of each statement were blended together as a script for the video that launched the team.

That video and each Gamecocks' personal "What Matters" statement can be found at GamecocksOnline.com/WhatMatters.

Ranking Review

The Gamecocks are ranked No. 5 in the AP Poll and No. 4 in the USA Today Coaches' Poll for the fifth-straight week.

Ranked in the AP Top 25 for the last 158 consecutive weeks, South Carolina has the fourth-longest active streak in the nation. With 23 consecutive appearances in the top five of the AP Poll, the Gamecocks have the longest active streak of top-five showings in the nation.

Schedule Strength

South Carolina's three games against ranked opponents are the second-most by a top-25 team at this point in the season, trailing only No. 10/8 Kentucky and No. 20/22 DePaul, which have each played four such games. No. 12/12 Maryland joins the Gamecocks with a 2-1 record in their three games against ranked foes.

The Gamecocks' 23-game schedule includes eight games against teams ranked in the most recent AP Top 25 and USA Today Coaches' Poll.

Staley's Stand

In her 21st season as a head coach, Dawn Staley has a .730 (484-179) winning percentage, which ranks 13th in the nation among active head coaches with at least 10 seasons of experience (seventh among Power 5 conference coaches). The unanimous 2020 National Coach of the Year, she became the first person to win both a Naismith Player of the Year Trophy and a Naismith Coach of the Year Trophy.

Leading the Gamecocks for the 13th season, Staley is the program's all-time winningest coach (312) with a program-record nine postseason appearances (8 NCAA/1

GAMECOCKS IN THE RANKINGS (thru games of 1/4)

Team	SEC	NCAA	Actual	Laetitia Amihere	SEC	NCAA	Actual
Scoring Offense	6	25	82.9	Off. Rebs. Per Game	8	—	2.9
Scoring Defense	5	37	57.5	Aliyah Boston	SEC	NCAA	Actual
Scoring Margin	2	12	+25.4	Rebounding Avg.	3	27	10.5
Field Goal Percentage	10	69	.445	Blocked Shots Per Game	6	61	1.6
Field Goal %age Def.	5	27	.343	Off. Rebs. Per Game	3	—	3.6
3-Point FG %age	8	81	.345	Zia Cooke	SEC	NCAA	Actual
3-Point FG %age Def.	2	15	.228	Scoring Avg.	4	61	18.8
3-Point FG Made/Gm.	11	236	5.0	FT Percentage	9	160	.813
Free Throw Percentage	14	293	.619	Made 3s Per Game	6	128	2.3
Rebounding Offense	1	4	52.2	Minutes Played Per Game	10	—	31.6
Rebounding Defense	6	—	33.4	Destanni Henderson	SEC	NCAA	Actual
Rebounding Margin	1	4	+18.9	Assists Per Game	2	24	5.5
Assists Per Game	7	67	15.6	Assist-to-Turnover Ratio	5	27	3.1
Steals Per Game	12	206	7.0	Minutes Played Per Game	10	—	31.6
Turnover Margin	11	132	+1.4	Victoria Saxton	SEC	NCAA	Actual
Turnovers Per Game	—	21	12.5	Rebounding Avg.	15	234	7.3
Assist-to-Turnover Ratio	4	28	1.3	Blocked Shots Per Game	3	24	2.3
Blocked Shots Per Game	1	3	6.9	Off. Rebs. Per Game	5	—	3.3
Home Attendance Avg.	1	1	3,500				

CURRENT STREAKS

	Total	Home	Road	Neut.
Overall	W4	W2	W17	W7
SEC	W18	W9	W14	—
Non-Conference	W2	W1	W6	W7
Ranked Teams	W1	L1	W4	W4

13.0 rpg (2nd) for Boston and 9.0 rpg (6th) for Saxton.

Block Party

South Carolina is annually among the best shot blocking teams in the country, and the 2020-21 edition is not different as the Gamecocks are third in the country and with an SEC-best 6.9 blocks per game.

Eight different Gamecocks have blocked at least one shot with three ranking among the SEC's top 15.

Victoria Saxton's 2.3 blocks per game are third in the SEC and 24th in the nation. She got that number started with a career-high tying five against Charleston (Nov. 25) and has blocked multiple shots in a game four times in her first seven outings.

With nine blocks in the last three games, Boston has moved up to sixth in the SEC with 1.6 per game; and Laetitia Amihere's 1.3 blocks per game are 14th.

Free for All

The Gamecocks continue to get to the free throw line at one of the highest rates in the country. South Carolina's 25.3 free throw attempts per game are fourth the nation, trailing Howard (29.3), Arkansas (26.3) and Sam Houston State (26.1). The Gamecocks make 15.63 free throws per game, which is 12th in the country.

Laetitia Amihere leads the parade to the line with 34 attempts. After a slow start, she has shot 10-of-11 from the stripe over the last four games (.909). Zia Cooke's .813 free throw percentage (26-32) leads the team.

Everybody's All-American

Of the 11 Gamecocks on the 2020-21 roster, six were McDonald's All-Americans in high school – Brea Beal, Aliyah Boston, Zia Cooke, Destanni Henderson, Destiny Littleton and Eniya Russell.

At South Carolina, Staley has coached 13 McDonald's All-Americans, including 10 who joined the Gamecocks as freshmen.

Great Gamecock Fans

South Carolina has led the nation in attendance for the last six seasons, averaging at least 11,000 fans in each of those campaigns.

While the 2020-21 season will see far fewer fans in the stands around the nation due to restrictions in place to mitigate the COVID-19 pandemic, the Gamecocks still expect to be among the nation's leaders in attendance based on the fact that Colonial Life Arena, which has a maximum capacity of 3,500 under the restrictions, is among the largest arenas in women's college basketball.

With paid attendance of 3,500 at each of the first four home games, South Carolina holds the three highest attendance games of the season.

They Got Next

The Gamecocks signed the No. 1 recruiting class in the country in November as Staley and her staff added four signees from the Class of 2021. All four are ranked among the top 14 players in the class, including the Nos. 2, 3 and 4 entries.

Sanja Feagin (6-3, F, Ellenwood, Ga.)

- No. 4 in Class of 2021
- 2021 Jersey Mike's Naismith Trophy Watch List
- 2020 Georgia Gatorade Player of the Year and 6A First-Team All-State
- 2019-20 stats: 17.2 ppg, 10.4 rpg, 3.6 bpg

Bree Hall (5-11, G, Dayton, Ohio)

- No. 14 in Class of 2021
- 2021 Jersey Mike's Naismith Trophy Watch List
- 2020 Div. I All-Ohio Second Team
- 2019-20 stats: 21.4 ppg, 7.4 rpg, .555 FG percentage

Raven Johnson (5-8, G, Atlanta, Ga.)

- No. 2 in Class of 2021
- 2021 Jersey Mike's Naismith Trophy Watch List
- 2020 Georgia All-Classification Player of the Year
- Led team to three straight state championships
- 2019-20 stats: 15.0 ppg, 3.9 apg, 4.3 spg

Saniya Rivers (6-0, G, Wilmington, N.C.)

- No. 3 in Class of 2021
- 2021 Jersey Mike's Naismith Trophy Watch List
- Two-time NC Gatorade Player of the Year
- 2020 All-Area Player of the Year
- 2019-20 stats: 25.0 ppg, 11.7 rpg, 6.3 spg

2020-21 DOUBLE-DOUBLES

Aliyah Boston (3)

11/25	College of Charleston	11 pts/12 rebs
12/6	at Iowa State	13 pts/15 rebs
12/31	Florida	28 pts/16 rebs

Laetitia Amihere (2)

11/25	College of Charleston	11 pts/11 rebs
12/3	NC State	11 pts/15 rebs

LeLe Grissett (1)

11/25	College of Charleston	13 pts/10 rebs
-------	-----------------------	----------------

Victoria Saxton (1)

11/25	College of Charleston	19 pts/12 rebs
-------	-----------------------	----------------

GAMES LED TEAM IN ... (includes ties for team lead)

Scoring	2020-21	Career	Record
Zia Cooke	4	15	14-1
Destanni Henderson	3	8	7-1
Aliyah Boston	1	8	8-0
Laetitia Amihere	1	2	1-1
Victoria Saxton	1	2	2-0
LeLe Grissett	0	3	3-0
Destiny Littleton	0	3*	2-1
Brea Beal	0	1	1-0

Rebounding	2020-21	Career	Record
Aliyah Boston	5	30	30-0
Laetitia Amihere	2	4	3-1
Destanni Henderson	2	3	3-0
Brea Beal	1	5	5-0
Victoria Saxton	1	4	4-0
LeLe Grissett	0	9	6-3
Destiny Littleton	0	3*	1-2

Assists	2020-21	Career	Record
Destanni Henderson	6	14	13-1
Zia Cooke	1	3	3-0
Aliyah Boston	1	1	1-0
Brea Beal	0	2	2-0
Destiny Littleton	0	2*	2-0
Laetitia Amihere	0	1	1-0
LeLe Grissett	0	1	1-0

* indicates includes games prior to transfer to SC

MISCELLANEOUS STATS

Triple-Doubles	2020-21	Career	Record
Aliyah Boston	0	1	1-0
Double-Doubles	2020-21	Career	Record
Aliyah Boston	3	16	16-0
Laetitia Amihere	2	2	1-1
LeLe Grissett	1	2	1-1
Victoria Saxton	1	2	2-0
Brea Beal	0	1	1-0
20+ Points	2020-21	Career	Record
Zia Cooke	2	7	7-0
Destanni Henderson	2	3	3-0
Aliyah Boston	1	3	3-0
LeLe Grissett	0	1	1-0
Destiny Littleton	0	1*	1-0

10+ Points	2020-21	Career	Record
Zia Cooke	8	32	31-1
Aliyah Boston	6	34	33-1
Destanni Henderson	5	23	22-1
Laetitia Amihere	4	8	7-1
Victoria Saxton	3	11	11-0
Brea Beal	2	8	8-0
Eniya Russell	2	2	2-0
LeLe Grissett	1	14	12-2
Destiny Littleton	0	12*	9-3
Olivia Thompson	0	1	1-0
Elysa Wesolek	0	1	1-0

10+ Rebounds	2020-21	Career	Record
Aliyah Boston	4	20	20-0
Victoria Saxton	2	3	3-0
Laetitia Amihere	2	2	1-1
Brea Beal	1	6	6-0
LeLe Grissett	1	2	1-1

5+ Assists	2020-21	Career	Record
Destanni Henderson	6	13	12-1
Destiny Littleton	0	1*	1-0

5+ Steals	2020-21	Career	Record
Destanni Henderson	0	1	1-0
5+ Blocks	2020-21	Career	Record
Victoria Saxton	1	2	2-0
Aliyah Boston	0	6	6-0

2020-21 AWARDS

Brea Beal

Cheryl Miller Award Watch List (Preseason)

Aliyah Boston

Wooden Award Midseason Top 25

Naismith Trophy Watch List (Preseason)

Wade Trophy Watch List (Preseason)

Lisa Leslie Award Watch List (Preseason)

Preseason All-America (AP, Lindy's)

Preseason All-SEC First Team (Coaches, Media)

Zia Cooke

Wooden Award Midseason Top 25

Naismith Trophy Watch List (Preseason)

Wade Trophy Watch List (Preseason)

Ann Meyers Drysdale Award Watch List (Preseason)

Preseason All-SEC Second Team (Coaches)

Bad Boy Mowers Crossover Classic All-Tourn. Team

Destanni Henderson

Bad Boy Mowers Crossover Classic Tournament MVP

SEC co-Player of the Week (11/25-11/30)

IN THE STALEY ERA

Wins

30-Win Seasons.....	4
25-Win Seasons.....	8
20-Win Seasons.....	9
Winning Seasons.....	10

National Rankings

Weeks in the AP Top 25.....	163
Weeks in the AP Top 10.....	118
Weeks in the AP Top 3.....	54
Weeks at AP No. 1.....	25

Postseason

NCAA Tournament Appearances.....	8
NCAA Sweet 16s.....	7
NCAA Final Fours.....	2
National Championships.....	1

In the SEC

Regular-Season Championships.....	5
Regular-Season Top 5 Finishes.....	10
Tournament Championships.....	5

2020-21 GAMECOCK ROSTER

No.	Name	Pos.	Ht.	Yr.	Hometown/Last School
0	Olivia Thompson	G	5-8	So.	Lexington, S.C./Lexington
1	Zia Cooke	G	5-9	So.	Toledo, Ohio/Rogers
2	Eniya Russell	G	6-1	Fr.	Baltimore, Md./Saint Vincent Pallotti
3	Destanni Henderson	G	5-7	Jr.	Fort Myers, Fla./Fort Myers
4	Aliyah Boston	F	6-5	So.	St. Thomas, U.S.V.I./Worcester (Mass.) Acad.
5	Victoria Saxton	F	6-2	Jr.	Rome, Ga./Model
11	Destiny Littleton	G	5-9	Jr.	San Diego, Calif./Texas
12	Breanna Beal	G	6-1	So.	Rock Island, Ill./Rock Island
15	Laeticia Amihere	F	6-3	So.	Mississauga, Ontario/Kings Way Christian
24	LeLe Grissett	G/F	6-2	Sr.	Durham, N.C./Hillside
32	Elysa Wesolek	F	6-1	Jr.	Charleston, S.C./Northwood Academy

Head Coach: Dawn Staley

Assoc. Head Coach: Lisa Boyer; **Assistant Coaches:** Fred Chmiel, Jolette Law

TEAM SPECIALTY STATS

South Carolina-Opponent

	Pts. in Paint	Pts. Off TOs	2nd Chance Pts	Fast Break Pts
11/25 CofC	74-18	21-8	34-8	43-5
11/28 vs. USD	42-50	9-11	14-2	27-11
11/30 vs. Gonz.	44-30	12-14	18-6	20-5
12/3 NCSU	28-30	4-6	6-6	12-9
12/6 at ISU	18-36	17-14	15-4	3-6
12/17 Temple	54-16	30-4	20-10	28-3
12/31 Fla.	40-28	18-9	15-9	14-8
1/4 at Ala.	46-32	18-4	22-11	21-4
1/7 Ga.				
1/10 at Ky.				
1/14 at Vandy				
1/18 Ark.				
1/24 at LSU				
1/28 at MSU				
1/31 Ala.				
2/4 at Aub.				
2/8 at UConn				
2/11 Mizzou				
2/14 LSU				
2/18 at Tenn.				
2/21 Ky.				
2/28 at TAM				
Season Avg	43.3-30.0	16.1-8.5	17.8-7.3	21.0-6.4
SEC Avg.	43.0-30.0	18.0-6.5	18.5-10.0	17.5-6.0

STARTERS VS. BENCH

	SC Starters	Opp. Starters	SC Bench	Opp. Bench
11/25 CofC	67	25	52	13
11/28 vs. USD	57	62	24	9
11/30 vs. Gonz.	70	57	9	15
12/3 NCSU	27	54	19	0
12/6 at ISU	66	57	17	8
12/17 Temple	61	36	42	5
12/31 Miss.	69	6	44	15
1/4 at Ala.	66	11	56	4
1/7 Ga.				
1/10 at Ky.				
1/14 at Vandy				
1/18 Ark.				
1/24 at LSU				
1/28 at MSU				
1/31 Ala.				
2/4 at Aub.				
2/8 at UConn				
2/11 Mizzou				
2/14 LSU				
2/18 at Tenn.				
2/21 Ky.				
2/28 at TAM				
Season Avg	60.4	22.5	48.9	8.6
SEC Avg.	67.5	8.5	50.0	9.5

2020-21 SCORING DIFFERENTIALS

Season

Largest lead in a win.....by 83 (119-36), 4th-0:45, vs. Charleston, 11/25/20

Largest deficit overcome to win.....by 5 (20-25), 2nd-7:10, vs. South Dakota, 11/28/20

Largest lead given up in a loss.....by 6 (15-9), 2nd-9:37, vs. NC State, 12/3/20

Largest deficit in a loss.....by 8 (46-54), 4th-0:06, vs. NC State, 12/3/20

In SEC Regular Season

Largest lead in a win.....by 22 (40-18), 3rd-8:51, vs. Florida, 12/31/20

Largest deficit overcome to win.....

Largest lead given up in a loss.....

Largest deficit in a loss.....

SOUTH CAROLINA'S RECORD WHEN...

	vs. Ranked	SEC	All
Record	2-1	2-0	7-1
Playing a ranked opponent	2-1		2-1
Playing at home	0-1	1-0	3-1
Playing on the road	1-0	1-0	2-0
Playing at neutral site	1-0		2-0
Leading at half	2-0	2-0	6-0
Trailing at half	0-1		0-1
Tied at half			1-0
Playing an overtime game			0-0
0 players score in double figures			0-0
1 player scores in double figures			0-0
2 players score in double figures	0-1	1-0	1-1
3 players score in double figures	1-0	1-0	2-0
4 players score in double figures	1-0		2-0
5 players score in double figures			1-0
More than 5 players in double figures			1-0
Starters out-score opponent's starters	2-0	2-0	6-0
Opponent's starters score equal/more	0-1		1-1
Bench out-scores opponent's bench	1-1	1-0	5-1
Opponent's bench scores equal/more	1-0	1-0	2-0
Shooting 50% or better	1-0		3-0
Shooting between 40-49%	1-0	1-0	3-0
Shooting between 30-39%		1-0	1-0
Shooting less than 30%	0-1		0-1
Opponent shoots 50% or better			0-0
Opponent shoots between 40-49%	1-0		2-0
Opponent shoots between 30-39%	1-0	1-0	2-0
Opponent shoots between 20-29%	0-1	1-0	2-1
Opponent shoots less than 20%			1-0
Shooting better than opponent	2-0	2-0	6-0
Shooting worse than/equal to opponent	0-1		1-1
Having more FTs made than opponent	1-0	1-0	5-0
Having equal/fewer FTs made than opponent	1-1	1-0	2-1
Out-rebounding opponent	2-1	2-0	7-1
Having equal/fewer rebounds than opponent			0-0
Having fewer TOs than opponent	1-0	1-0	4-0
Having equal or more TOs than opponent	1-1	1-0	3-1
Attempting more FT than 3FG	1-0	1-0	5-0
Attempting equal/fewer FT than 3FG	1-1	1-0	2-1
Making 5 or more 3FGs	1-0		3-0
Making fewer than 5 3FGs	1-1	2-0	4-1
Making no 3 FGs			0-0
Attempting 15 or more 3FGs	1-0	1-0	3-0
Attempting fewer than 15 3FGs	1-1	1-0	4-1
No South Carolina players foul out	1-0	2-0	6-0
One or more SC players foul out	1-1		1-1
No opposing players foul out	1-1	2-0	5-1
One or more opposing players foul out	1-0		2-0

	vs. Ranked	SEC	All
Assist at least half of field goals made	1-0		2-0
Assist on at least 2/3 of field goals made			0-0
Assist on less than half of field goals made	1-1	2-0	5-1
Scoring more pts. in paint than opponent	1-0	2-0	5-0
Scoring equal/fewer pts. in paint than opp.	1-1		2-1
Scoring more pts. off TOs than opponent	1-0	2-0	5-0
Scoring equal/fewer pts. off TOs than opp.	1-1		2-1
Scoring more 2nd-chance pts.	2-0	2-0	7-0
Scoring equal/fewer 2nd-chance pts	0-1		0-1
Scoring more fast break pts.	1-1	2-0	6-1
Scoring equal/fewer fast break pts	1-0		1-0
Wearing white uniforms	0-1	1-0	4-1
Wearing black uniforms	2-0	1-0	3-0
Wearing garnet uniforms			0-0
Playing in November	1-0		3-0
Playing in December	1-1	1-0	3-1
Playing in January		1-0	1-0
Playing in February			0-0
Playing in March			0-0
Playing during the day	2-0	1-0	5-0
Playing at night	0-1	1-0	2-1
Playing on Sunday	2-0		2-0
Playing on Monday		1-0	1-0
Playing on Tuesday			0-0
Playing on Wednesday			1-0
Playing on Thursday	0-1	1-0	2-1
Playing on Friday			0-0
Playing on Saturday			1-0
Margin is less than 5 pts.			0-0
Margin is between 5-9	1-1		1-1
Margin is between 10-19	1-0	2-0	4-0
Margin is between 20-29			0-0
Margin is between 30-39			0-0
Margin is between 40-49			0-0
Margin is 50 pts. or more			2-0
Having a 20-pt. scorer	1-0	2-0	4-0
Having a 30-pt. scorer			0-0
Scoring 49 points or less	0-1		0-1
Scoring 50-59 points			0-0
Scoring 60-69 points			0-0
Scoring 70-79 points	1-0	2-0	3-0
Scoring 80-89 points	1-0		2-0
Scoring 90-99 points			0-0
Scoring 100 points or more			2-0
Opponent scores 49 points or less			2-0
Opponent scores 50-59 points	0-1	1-0	1-1
Opponent scores 60-69 points	1-0	1-0	2-0
Opponent scores 70-79 points	1-0		2-0
Opponent scores 80-89 points			0-0
Opponent scores 90-99 points			0-0
Opponent scores 100 points or more			0-0

2020-21 TEAM HIGH/LOW

South Carolina Highs	South Carolina Lows	Category	Opponent Lows	Opponent Highs
119 vs. Charleston, 11/25	46 vs. NC State, 12/3	Points in Game	38, Charleston, 11/25	72, vs. Gonzaga, 11/29
62 vs. Charleston, 1st, 11/25	20 vs. NC State, 12/3	Points in a Half	16, Temple, 2nd, 12/17	37, vs. South Dakota, 1st, 11/28
34 vs. Charleston, 3rd, 11/25	8 vs. NC State, 12/3	Points in a Quarter	4, Temple, 12/17	23, vs. Gonzaga, 1st, 11/29 23, vs. South Dakota, 3rd, 11/29
42 vs. Charleston, 11/25	20 vs. NC State, 12/3	Field Goals Made	13, Charleston, 11/25	29, vs. Gonzaga, 11/29 29, vs. South Dakota, 11/29
79 vs. Florida, 12/31	54 vs. Gonzaga, 11/29	Field Goal Attempts	55, vs. Gonzaga, 11/29	74, Charleston, 11/25
.592 (42-71) vs. Charleston, 11/25	.270 (20-74) vs. NC State, 12/3	FG Percentage	.176 (13-74), Charleston, 11/25	.527 (29-55), vs. Gonzaga, 11/29
13 at Iowa State, 12/6	2 vs. NC State, 12/3 2 vs. Gonzaga, 11/29	3-Point FG Made	1, Charleston, 11/25	9, vs. Gonzaga, 11/29
26 at Iowa State, 12/6	5 vs. Gonzaga, 11/29	3-Point FG Attempts	16, at Alabama, 1/4 16, vs. South Dakota, 11/28	27, at Iowa State, 12/6
.500 (13-26) at Iowa State, 12/6	.167 (2-12) vs. NC State, 12/3	3-Point FG Percentage	.043 (1-23), Charleston, 11/25	.474 (9-19), vs. Gonzaga, 11/25
31 vs. Charleston, 11/25	4 vs. NC State, 12/3	Free Throws Made	4, Florida, 12/31	14, at Iowa State, 12/6
47 vs. Charleston, 11/25	11 vs. NC State, 12/3	Free Throw Attempts	11, Florida, 12/31	24, Charleston, 11/25
.833 (10-12) vs. Florida, 12/31	.552 (16-29) vs. S. Dakota, 11/28	FT Percentage	.364 (4-11), Florida, 12/31	.875 (14-16), at Iowa State, 12/6
73 vs. Charleston, 11/25	36 vs. Gonzaga, 11/29	Rebounds	24, at Iowa State, 12/6	49, NC State, 12/3
22 vs. Temple, 12/17	9 at Alabama, 1/4 9 vs. NC State, 12/3	Assists	0, Charleston, 11/25	20, vs. Gonzaga, 11/29
12 vs. Charleston, 11/25	1 at Iowa State, 12/6	Steals	1, Temple, 12/17	8, at Iowa State, 12/6
13 vs. Charleston, 11/25	4 at Alabama, 1/4 4 vs. Gonzaga, 11/29	Blocked Shots	2, Florida, 12/31	7, NC State, 12/3
19 at Iowa State, 12/6	6 vs. Temple, 12/17	Turnovers	8, vs. South Dakota, 11/28	21, Florida, 12/31
22 vs. South Dakota, 11/28	8, vs. Temple, 12/17	Fouls	10, at Iowa State, 12/6	32, vs. Gonzaga, 11/29

2020-21 INDIVIDUAL SUPERLATIVES

Category	South Carolina	Opponent
Points in Game	28 by Aliyah Boston vs. Florida, 12/31	32 by Ashley Joens, at Iowa State, 12/6
Points in a Half	23 by Destanni Henderson vs. Gonzaga, 2nd, 11/21	19 by Jordan Lewis, at Alabama, 2nd, 1/4
Points in a Quarter	15 by Aliyah Boston vs. Florida, 12/31	13 by Jordan Lewis, at Alabama, 3rd, 1/4
Field Goals Made	11 by Aliyah Boston vs. Florida, 12/31	11 by Ashley Joens, at Iowa State, 12/6
Field Goal Attempts	18 by Aliyah Boston vs. Florida, 12/31	24 by Chloe Lamb, vs. South Dakota, 11/28
FG Percentage	.833 (5-6) by LeLe Grissett vs. Charleston, 11/25	.778 (7-9) by Jenn Wirth vs. Gonzaga, 11/29
3-Point FG Made	5 by Zia Cooke vs. Temple, 12/17	4 by Cierra Walker vs. Gonzaga, 11/29
3-Point FG Attempts	7 by Zia Cooke vs. Temple, 12/17 7 by Zia Cooke vs. South Dakota, 11/28	9 by Chelsea Wooten, Charleston, 11/25
3-Point FG Percentage	.714 (5-7) by Zia Cooke vs. vs. Temple, 12/17	.667 (4-6) by Cierra Walker, vs. Gonzaga, 11/29
Free Throws Made	10 by Destanni Henderson vs. Gonzaga, 11/29	9 by Jordan Lewis, at Alabama, 1/4
Free Throw Attempts	13 by Destanni Henderson vs. Gonzaga, 11/29	11 by Jordan Lewis, at Alabama, 1/4
FT Percentage	1.000 (6-6) by Zia Cooke vs. Florida, 12/31	1.000 (8-8) by Ashley Joens, at Iowa State, 12/6 1.000 (8-8) by Elissa Cunane, NC State, 12/3
Rebounds	16 by Aliyah Boston vs. Florida, 12/31	12 by Jakia Brown-Turner, NC State, 12/3 12 by Kayla Jones, NC State, 12/3 12 by Hannah Sjerven, vs. South Dakota, 11/28
Assists	9 by Destanni Henderson vs. Florida, 12/31	7 by Jill Townsend, vs. Gonzaga, 11/29 7 by Liv Korngable, vs. South Dakota, 11/28
Steals	4 by Aliyah Boston vs. South Dakota, 11/28 4 by Destanni Henderson vs. Charleston, 11/25	3 by Madison Wise, at Iowa State, 12/6 3 by Aubrey Joens, at Iowa State, 12/6 3 by Hannah Sjerven, vs. South Dakota, 11/28
Blocked Shots	5 by Victaria Saxton vs. Charleston, 11/25	4 by Elissa Cunane, NC State, 12/3
Turnovers	5 by Laetitia Amihere at Alabama, 1/4	6 by Kiara Smith, Florida, 12/31

THE LAST TIME...

INDIVIDUAL

Scored 50 Points

South Carolina 51, Jocelyn Penn vs. Stetson, 1/4/03
Opponent Never

Scored 40 Points

South Carolina 51, Jocelyn Penn vs. Stetson, 1/4/03
Opponent 46, Cornelia Gayden, LSU, 1/14/95

Scored 30 Points

South Carolina 31, Te'a Cooper vs. Drake, 11/28/18
Opponent 32, Ashley Joens, at Iowa State, 12/6/20

Grabbed 20 Rebounds

South Carolina 25, Aliyah Boston vs. Arkansas, 1/9/20
Opponent 24, Teaira McCowan, at Mississippi State, 1/17/19

Grabbed 15 Rebounds

South Carolina 16, Aliyah Boston vs. Florida, 12/31/20
Opponent 18, Kiah Gillespie, Florida State, 3/24/19

Two Players with 20 or More Points

South Carolina Aliyah Boston 28/Zia Cooke 26 vs. Florida, 12/31/20
Opponent Alexis Tolefree 22/Amber Ramirez 20, Arkansas, 1/9/20

Two Players with 10 or More Rebounds

South Carolina Aliyah Boston 10 / Brea Beal 10 at Alabama, 1/4/21
Opponent Jakia Brown-Turner 12/Kayla Jones 12, NC State, 12/3/20

Three or More Players with 10 or More Rebounds

South Carolina A. Boston 12/V. Saxton 12/L. Amihere 11/L. Grissett 10 vs. Charleston, 11/25/20
Opponent W. Rolle 12/J. Breland 10/L. Broomfield 10, vs. North Carolina, 12/19/10

Had 10 Assists

South Carolina 10, Tyasha Harris vs. Mississippi State, 3/8/20
Opponent 12, Channise Lewis, Maryland, 11/18/18

Had Five Steals

South Carolina 5, Destanni Henderson at Temple, 12/7/19
Opponent 6, Cierra Dillard/5, Summer Hemphill, vs. Buffalo, 3/24/18

Had Five Blocked Shots

South Carolina 5, Victoria Saxton vs. Charleston, 11/25/20
Opponent 9, Ae'Rianna Harris, Purdue, 12/15/19

Had 20 Points and 20 Rebounds

South Carolina Aja Wilson (27 pts/24 rebs) vs. LSU, 2/22/18
Opponent Teaira McCowan (26 pts/24 rebs) at Mississippi State, 1/17/19

Had a Double-Double

South Carolina Aliyah Boston (28 pts/16 rebs) vs. Florida, 12/31/20
Opponent J. Brown-Turner (11 pts/12 rebs)/Kayla Jones (16 pts/12 rebs), NC State, 12/3/20

Two Players had a Double-Double

South Carolina L. Amihere (11 pts/11 rebs) / A. Bason (11 pts/12 rebs) / L. Grissett (13 pts/10 rebs) / V. Saxton (19 pts/12 rebs) vs. Charleston, 11/25/20
Opponent J. Brown-Turner (11 pts/12 rebs)/Kayla Jones (16 pts/12 rebs), NC State, 12/3/20

Three or More Players had a Double-Double

South Carolina L. Amihere (11 pts/11 rebs) / A. Bason (11 pts/12 rebs) / L. Grissett (13 pts/10 rebs) / V. Saxton (19 pts/12 rebs) vs. Charleston, 11/25/20
Opponent Shakira Austin (10 pts/16 rebs) / Kaila Charles (17 pts/10 rebs) / Channise Lewis (10 pts/12 assts), Maryland, 11/18/18

Had a Triple-Double

South Carolina Aliyah Boston (12 pts/12 rebs/10 blks) vs. Alabama State, 11/5/19
Opponent Never

TEAM

Scored 100 Points

South Carolina 103 vs. Temple, 12/17/20
Opponent 103, Clemson, 11/21/03

Won by 30 or More Points

South Carolina 103-41 (62) vs. Temple, 12/17/20
Opponent 66-34 (32), Georgia, 3/4/11

Shot 65% or Better from the Field

South Carolina .667 (36-54) at Vanderbilt, 1/18/18
Opponent Never

Shot 60% or Better from the Field

South Carolina .603 (35-58) at Georgia, 1/26/20
Opponent .604 (29-48), Vanderbilt, 1/18/01

Shot 50% or Better from the Field

South Carolina .534 (38-73) vs. Temple, 12/17/20
Opponent .527 (29-55), vs. Gonzaga, 11/29/20

No Players in Double-Figure Points

South Carolina at Auburn, 1/19/12
Opponent Charleston, 11/25/20

Five Players in Double-Figure Points

South Carolina vs. Temple, 12/17/20
Opponent at Alabama, 1/5/20

More Than Five Players in Double-Figure Points

South Carolina 7 vs. Charleston, 11/25/20
Opponent 6 Maryland, 11/18/18

Faced AP Top-25 Opponent

Win 83-65 at No. 23 Iowa State, 12/6/20
Loss 57-71 vs. No. 17 Indiana, 11/28/19

Faced AP Top-10 Opponent

Win 76-62 vs. No. 9 Mississippi State, 3/8/20
Loss 46-54 vs. No. 8 NC State, 12/3/20

Faced AP Top-5 Opponent

Win 70-52 vs. No. 5 UConn, 2/10/20
Loss 64-68 vs. No. 5 Mississippi State, 3/3/19

Faced AP No. 1 Team

Win Never
Loss 68-93 vs. Baylor, 3/30/19

Overtime Game

Win 58-55 vs. Drexel, 11/28/12
Loss 85-90 vs. Drake, 11/24/18

Double-Overtime Game

Win 82-73 at Purdue, 12/16/18
Loss 92-94 at Clemson, 11/19/09

South Carolina Was Ranked (AP Poll)

No. 1 11/30/20
Top 5 No. 5, 1/4/21
Top 10 No. 6, 12/2/19
Top 25 No. 15, 3/19/19

SOUTH CAROLINA SINGLE-QUARTER RECORDS

TEAM			INDIVIDUAL		
Scoring			Scoring		
Most	Points		Most	Points	
1. vs. Saint Peter's, 11/22/16, 1st qtr.	37		1. Kaela Davis at Auburn, 1/5/17, 1st qtr.	19	
2. at Vanderbilt, 1/12/20, 3rd qtr.	36		2. Aja Wilson vs. Notre Dame, 11/26/17, 4th qtr.	18	
vs. Alabama State, 3rd qtr.	36		3. Alexis Jennings at Florida, 2/17/19, 3rd qtr.	17	
4. vs. App State, 11/17/19, 1st qtr.	35		4. Aliyah Boston vs. Florida, 12/31/20, 2nd qtr.	15	
vs. Arkansas, 3/8/19, 3rd qtr.	35		Herbert Harrigan vs. Texas A&M, 3/1/20, 1st qtr.	15	
at Arkansas, 2/3/19, 4th qtr.	35		Kaela Davis vs. Quinnipiac, 3/25/17, 3rd qtr.	15	
vs. Arkansas, 1/3/16, 2nd qtr.	35		Tina Roy vs. Arkansas, 1/3/16, 3rd qtr.	15	
Fewest	Points		Rebounding		
1. vs. App State, 12/5/18, 4th qtr.	5		Most	Rebs	
2. vs. Indiana, 11/28/19, 4th qtr.	6		1. Aliyah Boston vs. UConn, 2/10/20, 1st qtr.	9	
vs. St. John's, 11/25/17, 2nd qtr.	6		Aliyah Boston vs. Arkansas, 1/9/20, 1st qtr.	9	
vs. Stanford, 3/31/17, 2nd qtr.	6		Alaina Coates at Arkansas, 2/5/17, 1st qtr.	9	
vs. UCLA, 12/18/16, 1st qtr.	6		Alaina Coates at Georgia, 1/26/17, 2nd qtr.	9	
Fewest Allowed	Points		5. Aja Wilson vs. Stanford, 3/31/17, 3rd qtr.	8	
1. at Ole Miss, 1/30/20, 1st qtr.	0		Aja Wilson vs. Mississippi State, 3/5/17, 4th qtr.	8	
2. vs. UConn, 2/10/20, 1st qtr.	2		Alaina Coates vs. Georgia, 1/12/17, 1st qtr.	8	
3. vs. App State, 11/17/19, 1st qtr.	3		Aja Wilson at Florida, 1/8/17, 2nd qtr.	8	
vs. Belmont, 3/22/19, 2nd qtr.	3		Aja Wilson vs. UCLA, 12/18/16, 4th qtr.	8	
vs. Savannah State, 12/17/17, 3rd qtr.	3		Alaina Coates vs. Louisville, 11/27/16, 3rd qtr.	8	
Most Allowed	Points		Alaina Coates vs. Hampton, 11/20/16, 3rd qtr.	8	
1. vs. Baylor, 12/2/18, 1st qtr.	32		Alaina Coates vs. Ole Miss, 1/28/16, 2nd qtr.	8	
at Maryland, 11/13/17, 4th qtr.	32				
vs. Kentucky, 2/26/17, 4th qtr.	32				
4. vs. Arkansas, 3/8/19, 3rd qtr.	30				
vs. Connecticut, 3/26/18, 1st qtr.	30				
vs. Syracuse, 3/25/16, 4th qtr.	30				
Margin of Difference					
Lead	Score	Margin			
1. vs. Alabama State, 11/5/19, 3rd qtr.	36-9	+37			
2. vs. App State, 11/17/19, 1st qtr.	35-3	+32			
3. vs. Charleston, 11/25/20, 3rd qtr.	34-8	+26			
vs. USC Upstate, 11/21/19, 3rd qtr.	33-7	+26			
vs. Arkansas, 1/3/16, 2nd qtr.	35-9	+26			
5. vs. Saint Peter's, 11/22/16, 1st qtr.	37-12	+25			
Deficit	Score	Margin			
1. vs. UConn, 2/1/18, 2nd qtr.	8-29	-21			
2. at Tennessee, 2/15/18, 3rd qtr.	9-29	-20			
3. vs. Baylor, 12/2/18, 1st qtr.	13-32	-19			
at Mississippi State, 2/5/18, 4th qtr.	9-28	-19			
5. vs. Indiana, 11/28/19, 4th qtr.	6-24	-18			
vs. Connecticut, 3/26/18, 1st qtr.	12-30	-18			
Field Goals					
Made	FGM				
1. at Florida, 2/27/20, 1st qtr.	15				
vs. Saint Peter's, 11/22/16, 1st qtr.	15				
3. vs. App State, 11/17/19, 1st qtr.	14				
vs. Notre Dame, 11/26/17, 4th qtr.	14				
vs. Arkansas, 1/3/16, 2nd qtr.	14				
Attempts	FGA				
1. vs. Arkansas, 3/7/20, 4th qtr.	28				
2. vs. Arkansas, 1/9/20, 3rd qtr.	25				
3. at Alabama, 1/4/21, 3rd qtr.	24				
vs. South Dakota, 11/28/20, 2nd	24				
vs. Charleston, 11/25/20, 3rd	24				

Highest Percentage	FGM-A	Pct
1. vs. Kentucky, 3/5/16, 4th qtr.	11-13	.846
2. at Kentucky, 1/21/18, 3rd qtr.	9-11	.818
3. vs. Belmont, 3/22/19, 3rd qtr.	13-16	.813
vs. Quinnipiac, 3/25/17, 3rd qtr.	13-16	.813
5. vs. Charleston, 11/25/20, 2nd qtr.	12-15	.800
vs. Hampton, 12/16/15, 3rd qtr.	8-10	.800

Lowest Percentage	FGM-A	Pct
1. vs. Georgia, 1/12/17, 2nd qtr.	1-12	.083
2. vs. NC State, 12/3/20, 2nd qtr.	2-19	.105
3. at Iowa State, 12/6/20, 4th qtr.	1-9	.111
4. vs. UCLA, 12/18/16, 1st qtr.	2-15	.133
5. vs. Stanford, 3/31/17, 2nd qtr.	2-14	.143

Lowest Percentage Allowed	FGM-A	Pct
1. at Ole Miss, 1/30/20, 1st qtr.	0-9	.000
vs. Purdue, 12/15/19, 4th qtr.	0-8	.000
3. vs. App State, 11/17/19, 1st qtr.	1-18	.056
vs. CoFC, 12/5/17, 2nd qtr.	1-18	.056
vs. St. John's, 11/25/17, 1st qtr.	1-17	.059

Highest Percentage Allowed	FGM-A	Pct
1. vs. Drake, 11/24/18, 2nd qtr.	11-13	.846
2. at LSU, 1/15/17, 2nd qtr.	9-12	.750
3. vs. Tennessee, 1/14/18, 2nd qtr.	8-11	.727
vs. Quinnipiac, 3/25/17, 2nd qtr.	8-11	.727
5. vs. Connecticut, 3/26/18, 2nd qtr.	10-14	.714
at Missouri, 1/7/18, 4th qtr.	5-7	.714

Rebounding	
Total	Rebs
1. vs. Arkansas, 3/7/20, 4th qtr.	28
2. vs. Charleston, 11/25/20, 3rd qtr.	22
3. vs. Charleston, 11/25/20, 1st qtr.	20
at Ohio State, 11/14/16, 1st qtr.	20
5. vs. Temple, 12/17/20, 4th qtr.	19
vs. Arkansas, 1/9/20, 3rd qtr.	19
vs. Arkansas, 1/9/20, 1st qtr.	19
vs. Purdue, 12/15/19, 4th qtr.	19
vs. CoFC, 12/5/17, 1st qtr.	19

Margin	Rebs	Margin
1. vs. Charleston, 11/25/20, 3rd qtr.	22-4	+18
vs. Arkansas, 3/7/20, 4th qtr.	21-5	+16
3. vs. Temple, 12/17/20, 4th qtr.	19-4	+15
at Alabama, 2/22/16, 4th qtr.	18-3	+15
5. vs. Arkansas, 1/25/18, 1st qtr.	18-4	+14
vs. Clemson, 12/15/16, 2nd qtr.	18-4	+14



Notables

- 5-Time National Attendance Leader (2015-present)
- NCAA Tournament Host in 2015, 2016, 2017, 2018
- 81 consecutive regular-season games with at least 10,000 fans (Jan. 2, 2015) – overall streak, including postseason games, is 46 (Nov. 10, 2017)
- 5 official sellouts (18,000) since 2015-16 season
- 2 undefeated seasons at home
- Longest home win streak – 45 games (2/24/13-2/4/16)

Great Gamecock Fans

18,000	UConn, 2/10/20
18,000	Mississippi State, 3/3/19
18,000	UConn, 2/1/18
18,000	Kentucky, 2/26/17
18,000	UConn, 2/8/16
17,712	Clemson, 11/22/02*
17,156	Kentucky, 1/11/15
16,815	Ohio State, 11/13/15
16,465	Auburn, 1/2/15
16,429	Duke, 12/6/15

* Inaugural Night of Colonial Life Arena

Year-by-Year Record

Year	Record	Pct.	Att. Avg.
2002-03	14-2	.875	3,244
2003-04	5-6	.455	1,828
2004-05	8-9	.471	1,764
2005-06	12-5	.706	1,455
2006-07	15-5	.750	1,845
2007-08	12-6	.667	1,802
2008-09	6-9	.400	2,793
2009-10	7-5	.583	3,442
2010-11	14-5	.737	2,996
2011-12	12-3	.800	3,139
2012-13	12-3	.800	4,082
2013-14	16-0	1.000	6,371
2014-15	16-0	1.000	12,293
2015-16	16-1	.941	14,364
2016-17	15-1	.938	12,277
2017-18	15-2	.882	13,239
2018-19	11-4	.733	11,539
2019-20	14-0	1.000	11,805
2020-21	3-1	.750	3,500*
Total	223-67	.769	6,127*
Staley Era	157-34	.822	8,195*

* 2020-21 attendance not counted in average due to COVID-19 regulation restrictions

In women's basketball, Colonial Life Arena has become one of the most feared places to play as enormous crowds fill the building with passion for the Gamecocks.

The state of South Carolina has rallied around head coach Dawn Staley's program in unprecedented numbers as the Gamecocks have led the nation in average attendance in each of the last six seasons. The Gamecocks were one of a few programs to finish the season averaging over 10,000 fans and boast five sellouts (18,000) in the last five seasons.

Colonial Life Arena is more than just the home of South Carolina men's and women's basketball, though. It is also a thriving entertainment venue that the city of Columbia and its surrounding metropolitan area are able to enjoy throughout the year.

Colonial Life Arena is the largest arena in the state of South Carolina with 18,000 seats, and the 10th-largest on-campus basketball facility in the nation. Located on the beautiful University of South Carolina campus, this one-of-a-kind facility features 41 suites, four entertainment suites, and the Frank McGuire Club, a full-service hospitality room that has a capacity of 300. The state-of-the-art facility also features plush seating, a technologically advanced sound system and a one-of-a-kind selection of unique concession foods that will delight fans of all ages.

In Summer 2017, a 12-display center-hung video board and ribbon boards were added to the arena bowl at a cost of \$4.2 million. The center-hung board features four convex-curved main displays that measure approximately 12' x 20' and can show any combination of live video, instant replays, statistics and game information, graphics and animations, and sponsorship messages.

The Arena has hosted numerous sold out shows, including Barnum and Bailey Circus, Paul McCartney, country superstars Kenny Chesney and Taylor Swift, WWE Wrestling, Kanye West and numerous other acts.

The largest building ever constructed at the University of South Carolina at 342,000 square feet, the Arena has an intimate double-deck design that puts every seat close to the action. The cantilever of the upper deck over the lower deck extends further than any other arena of its size with great sight lines.

Two spacious locker rooms for Gamecock men's and women's basketball include team meeting rooms, recruiting rooms, coaches locker rooms and an athletic training room.

"It is a beautiful thing to see unfold because a lot of people really didn't think it could get done. I tip my hat to Gamecock Nation for making this a wonderful place and creating a home court advantage that allows us to win close basketball games."

– South Carolina Head Coach Dawn Staley



DAWN STALEY

Head Coach

13th Season at South Carolina

Catapulting South Carolina into the national spotlight, Dawn Staley has made the Gamecocks a mainstay in the battle for SEC and national championships. In 2017-18, she capped her first decade in Garnet and Black by leading her team to its fourth-straight SEC Tournament title, the first four-peat champion in league history, and celebrating the program's first National Player of the Year and No. 1 WNBA Draft pick in A'ja Wilson. Staley's staff has signed two No. 1 recruiting classes in the last three seasons (2019, 2021) and finished the 2019-20 season as the unanimous No. 1 team in the country.

Staley's 12 seasons at the helm of the Gamecocks include:

- 2017 NCAA National Championship
- 158 consecutive weeks ranked in the AP Top 25, including 87 weeks in the top five
- Eight 25-win seasons, including four 30-win campaigns led by a school-record 34 victories in 2014-15
- Five SEC regular-season championships (2014, 2015, 2016, 2017, 2020)
- Five SEC Tournament titles (2015, 2016, 2017, 2018, 2020)
- Six NCAA Attendance titles, averaging over 10,000 fans each season (2015, 2016, 2017, 2018, 2019, 2020)

While her coaching career is in full bloom, Staley is still recognized for her body of work as a one of the most decorated participants in United States women's basketball history. The Naismith Memorial Basketball Hall of Fame solidified that legacy with her enshrinement as part of the Class of 2013. The Phoenix Club of Philadelphia established the Dawn Staley Award recognizing the nation's top guard in women's Division I basketball in 2013 as well. Staley was inducted into the Women's Basketball Hall of Fame as part of the Class of 2012.

In her 21st season as a head coach, Staley has led her teams to 10 25-win seasons, a total of 16 postseason appearances (two WNIT) and 113 weeks in the Associated Press top 10, including 24 in the No. 1 spot. Also a force in USA Basketball, she was named the U.S. Women's National Team head coach for 2017-21, already leading the U.S. to 2018 FIBA World Cup gold to earn USAB National Coach of the Year honors. Prior to that appointment, Staley led three other U.S. teams to gold medals – 2015 FIBA U19 World Championships, 2014 FIBA U18 Americas Championship, 2007 Pan Am Games – and served as an assistant on the Senior National Team 2006-08 and again 2014-16, during which the U.S. claimed gold in the 2014 FIBA World Championship and the 2008 and 2016 Olympics.

At the helm of the Gamecocks over the last 12 seasons, Staley has twice been named National Coach of the Year (2014, 2020) with her 2020 unanimous selection making her the first former Naismith Player of the Year to earn the Naismith Coach of the Year award. She is a four-time SEC Coach of the Year and was the 2012 BCA Female Coach of the Year. She is the only Gamecock basketball coach – men's or women's – to amass 300 victories at South Carolina and became the fastest coach to 200 wins in program history, needing just 277 games at South Carolina to reach the plateau.

Staley has coached a National Player of the Year (A'ja Wilson, 2018) and a National Freshman of the Year (Aliyah Boston, 2020). Under her leadership, Six Gamecocks have collected 12 All-America selections, two have picked up five SEC Player of the Year honors, three have earned SEC Defensive Player of the Year recognition a total of four times, one has been the SEC 6th Player of the Year and six were named SEC Freshman of the Year. She has coached 17 Gamecocks to All-SEC honors a combined 32 times, including 14 first-team selections, and eight Gamecocks have been selected in the WNBA Draft in the last five seasons, including 2018 No. 1 pick A'ja Wilson who went on to earn WNBA Rookie of the Year honors a year after Allisha Gray became the first Gamecock to capture the honor in 2017. Two other Gamecock draftees earned WNBA All-Rookie Team honors as well.

On Staley's watch, the Gamecocks are enjoying the most sustained success in program history. After posting back-to-back 25-win seasons in 2011-12 and 2012-13 for the first time in more than 30 years, the 2014-15 team broke the school record with 34 wins. South Carolina won more SEC games than the season before in each of her first seven seasons, culminating in the 2015-16 team recording just the second 16-0 conference record in league history. Her Gamecocks are the only SEC program with multiple 16-0 seasons in league history after they matched that mark in 2019-20. Staley's 138 SEC wins account for 68.3 percent of the program's total 202 wins over its 28 seasons in the league. She has delivered the only five SEC championships in program history, and she has helped the Gamecocks to nine of the program's 10 top-four finishes in the league.

YEAR-BY-YEAR AT SOUTH CAROLINA

Year	School	Record	Conf. Rec.	Conf. Finish	Postseason
2008-09	South Carolina	10-18	2-12	11th	
2009-10	South Carolina	14-15	7-9	T-7th	
2010-11	South Carolina	18-15	8-8	T-5th	WNIT 2nd Round
2011-12	South Carolina	25-10	10-6	T-4th	NCAA Sweet 16
2012-13	South Carolina	25-8	11-5	T-4th	NCAA 2nd Round
2013-14	South Carolina	29-5	14-2	1st	NCAA Sweet 16
2014-15	South Carolina	34-3	15-1	T-1st	SEC Tourn. Champ./NCAA Final Four
2015-16	South Carolina	33-2	16-0	1st	SEC Tourn. Champ./NCAA Sweet 16
2016-17	South Carolina	33-4	14-2	1st	SEC Tourn. Champ./NCAA Champ.
2017-18	South Carolina	29-7	12-4	T-2nd	SEC Tourn. Champ./NCAA Elite Eight
2018-19	South Carolina	23-10	13-3	2nd	NCAA Sweet 16
2019-20	South Carolina	32-1	16-0	1st	SEC Tourn. Champ./NCAA cancelled
2020-21	South Carolina	7-1	2-0		
At SC	13th season	312-99	140-52	5 SEC Titles	5 SEC Tourn. Titles, 1 NCAA Title, 7 Sweet 16s
At Temple	8 seasons	172-80	100-25	3 A-10 Titles	4 A-10 Tourn. Titles, 6 NCAA appearances
Career	21st season	484-179	240-77		

QUICK FACTS

Coaching Highlights

College

- 14 NCAA Tournament Appearances (8 at South Carolina)
- NCAA National Champion (2017)
- 15 20-Win Seasons (9 at South Carolina)
- 6 Regular-Season Conference Titles (SEC 2014, 2015, 2016, 2017, 2020; A-10 2008)
- 9 Conference Tournament Titles (SEC 2015, 2016, 2017, 2018, 2020; A-10 2002, 2004, 2005, 2006)
- National Coach of the Year (ESPN, AP, WBCA, Naismith, USBWA), 2020
- 3-time Naismith National Coach of the Year Finalist (2014, 2015, 2016)
- Basketball Times National Coach of the Year (2014)
- 4-time WBCA Region Coach of the Year (Region 3 2014, 2015, 2016; Region 1 2005)
- Six-time Conference Coach of the Year (SEC 2014, 2015, 2016, 2020; A-10 2004, 2005)

USA Basketball

- Senior National Team Head Coach (2017-20) – FIBA AmeriCup gold medal (2019), FIBA World Cup gold medal (2018), National Coach of the Year (2018)
- Senior National Team Asst. Coach (2006-08, 2014-16) – Rio Olympics gold medal (2016), FIBA World Championship gold medal (2014), Beijing Olympics gold medal (2008), FIBA Americas Championship gold medal (2007), FIBA World Championship bronze medal (2006)
- U19 National Team Head Coach – FIBA U19 World Championship gold medal (2015), co-National Coach of the Year (2015)
- U18 National Team Head Coach – FIBA U18 Americas Championship gold medal (2014)
- Pan Am Games Head Coach – Gold medal (2007)

Playing Highlights

U.S. Professional – 11 seasons

- Five-time WNBA All-Star (2001, 2002, 2003, 2005, 2006)
- Two-time ABL All-Star (1997, 1998)
- WNBA All-Decade Team

USA Basketball

- Olympic gold medalist (1996, 2000, 2004)
- Flag bearer for U.S. in Olympic Games Opening Ceremony (2004)
- Two-time USA Basketball Female Athlete of the Year (1994, 2004)

College – Virginia (1989-92)

- Kodak All-America (1990, 1991, 1992)
- Honda-Broderick Cup Award for Collegiate Female Athlete of the Year (1991)
- Two-time ACC Player of the Year (1991, 1992)
- NCAA Tournament MOP (1991)

Other Notables

- Naismith Memorial Basketball Hall of Fame, Class of 2013
- Order of the Palmetto Recipient (2013)
- Women's Basketball Hall of Fame, Class of 2012

STALEY-ERA TEAM RECORDS

Scoring

Most	Points
1. vs. <i>Charleston</i> , 11/25/20	119
2. vs. Savannah State, 12/14/14	111
3. at Alabama, 1/8/15	102
4. vs. ETSU, 11/22/18	101
vs. Western Carolina, 11/30/17	101

Fewest	Points
1. at Stanford, 11/26/10	32*
2. vs. Georgia, 3/4/11	34
3. vs. Mississippi State, 3/5/09	39
4. at Georgia, 1/13/13	40
5. at Mississippi State, 2/26/09	41

Fewest Allowed	Points
1. vs. South Carolina State, 12/14/11	21
2. vs. Presbyterian, 11/27/11	24
3. vs. NC Central, 12/1/14	26
vs. SC State, 12/22/13	26
5. vs. NC Central, 12/2/13	27

Most Allowed	Points
1. at Connecticut, 2/11/19	97
2. vs. Arkansas, 3/8/19	95
3. vs. Baylor, 12/2/18	94
vs. Connecticut, 3/26/18	94
at Clemson, 11/19/09	94

Margin of Outcome

Victory	Score	Margin
1. vs. <i>Charleston</i> , 11/25/20	119-38	+81
2. vs. Charleston Southern, 11/8/13	99-29	+70
3. vs. Alabama State, 11/10/17	99-31	+68
vs. NC Central, 12/1/14	90-26	+64
5. vs. <i>Temple</i> , 12/17/20	103-41	+62
vs. Savannah State, 12/14/14	111-49	+62

Defeat	Score	Margin
1. at Stanford, 11/26/10	32-70	-38
2. vs. Georgia, 3/4/11	34-66	-32
3. vs. Stanford, 12/19/08	47-78	-31
4. at Penn State, 11/21/10	48-78	-30
5. vs. Connecticut, 3/26/18	65-94	-29
vs. Connecticut, 12/28/08	48-77	-29

Field Goals

Made	FGM
1. vs. <i>Charleston</i> , 11/25/20	42
2. vs. <i>Temple</i> , 12/17/20	39
vs. Savannah State, 12/17/17	39
vs. Western Carolina, 11/30/17	39
vs. Charleston Southern, 11/8/13	39

Attempts	FGA
1. vs. Arkansas, 3/7/20	82
2. at Arkansas, 2/3/19	80
3. vs. <i>Florida</i> , 12/31/20	79
4. vs. Penn State, 11/20/11	76
5. vs. Arkansas, 1/25/18	75

Highest Percentage	FGM-A	Pct
1. at Vanderbilt, 1/18/18	36-54	.667
2. vs. Savannah State, 3/20/15	34-53	.642
3. at Alabama, 1/8/15	37-58	.638
4. vs. Kentucky, 2/26/17	34-55	.618
5. vs. Florida State, 3/29/15	30-49	.612

Lowest Percentage	FGM-A	Pct
1. at Stanford, 11/26/10	12-55	.218
2. vs. Georgia, 3/4/11	12-52	.231
3. at Florida, 1/20/13	15-64	.234
4. at Kentucky, 2/5/09	13-55	.236
5. at Georgia, 1/2/11	13-54	.241

Lowest %age Allowed	FGM-A	Pct
1. vs. South Carolina State, 12/14/11	6-48	.125
2. vs. NC Central, 12/2/13	8-50	.160
3. vs. <i>Charleston</i> , 11/25/20	13-74	.176
4. vs. Charleston Southern, 11/8/13	10-54	.185
5. vs. Arkansas, 3/6/15	11-57	.193
vs. Hampton, 11/22/12	11-57	.193

Highest %age Allowed	FGM-A	Pct
1. vs. Connecticut, 3/26/18	37-63	.587
2. vs. Connecticut, 2/11/19	37-65	.569
3. vs. Connecticut, 12/28/08	35-62	.565
vs. Florida, 1/9/11	26-46	.565
5. vs. Tennessee, 1/14/18	31-55	.564

3-Point Field Goals

Made	3FGM
1. vs. Minnesota, 12/11/16	16
2. vs. Temple, 12/21/18	15
3. vs. Appalachian State, 12/5/18	14
at Auburn, 1/5/17	14
5. at Iowa State, 12/6/20	13

Attempts	3FGA
1. vs. Minnesota, 12/11/16	33
2. vs. Syracuse, 3/25/16	32
3. vs. Temple, 12/21/18	31
4. vs. Drake, 11/24/18 (includes overtime)	30
5. vs. Arkansas, 3/7/20	29
vs. Penn State, 11/20/11	29

Percentage	3FGM-A	Pct
1. vs. ETSU, 11/22/18	11-16	.688
2. vs. Kentucky, 2/18/18	6-9	.667
vs. Oregon State, 3/25/14	4-6	.667
vs. Ole Miss, 1/30/14	4-6	.667
vs. Savannah State, 12/28/13	4-6	.667
vs. Western Carolina, 12/29/12	6-9	.667
at Alabama, 1/10/10	8-12	.667
vs. Charlotte, 12/21/08	8-12	.667

Free Throws

Made	FTM
1. vs. Savannah State, 12/14/14	34
vs. Oregon State, 3/25/14	34
3. vs. Missouri, 1/10/16	32
vs. Ole Miss, 1/30/14	32
at Mississippi State, 1/6/12	32

Attempts	FTA
1. at Mississippi State, 1/6/13	50
2. vs. Savannah State, 12/28/13	48
3. vs. <i>Charleston</i> , 11/25/20	47
vs. Savannah State, 12/14/14	47
5. vs. Missouri, 2/2/14	46

Percentage	FTM-A	Pct
1. vs. Quinnipiac, 3/25/17	18-19	.947
2. at Texas A&M, 2/23/17	15-16	.923
3. vs. Kentucky, 2/18/18	23-25	.920
4. vs. Temple, 12/21/18	11-12	.917
5. vs. Mississippi State, 3/4/18	10-11	.909
vs. Alabama, 1/19/14	10-11	.909

Rebounding

Total	Rebs
1. vs. <i>Charleston</i> , 11/25/20	73
2. vs. Arkansas, 1/25/18	62
vs. College of Charleston, 11/14/13	62
4. vs. Arkansas, 3/7/20	60
5. at Florida, 1/20/13	59

Margin	Rebs	Margin
1. vs. <i>Charleston</i> , 11/25/20	73-28	+45
2. vs. Savannah State, 12/14/14	56-21	+35
3. vs. Hampton, 12/16/15	52-19	+33
4. vs. Arkansas, 1/25/18	62-31	+31
5. at Alabama, 2/7/13	53-24	+29

Offensive	Off. Rebs
1. vs. Elon, 11/9/12	29
2. vs. Arkansas, 3/7/20	28
3. vs. Arkansas, 1/25/18	27
vs. College of Charleston, 11/23/11	27
5. at Alabama, 1/4/21	26
vs. Kansas, 3/25/13	26
at Florida, 1/20/13	26

Turnovers

Fewest	TOs
1. at Tennessee, 2/2/12	4
2. at Ole Miss, 1/4/18	5
vs. UNC Asheville, 3/17/17	5
vs. Vanderbilt, 2/16/17	5
vs. CSU Bakersfield, 11/28/15	5
at Clemson, 11/18/15	5
vs. Syracuse, 11/28/14	5
vs. Tennessee, 2/23/15	5
at Missouri, 2/28/13	5
vs. Georgia, 3/2/12	5
vs. Ole Miss, 3/3/11	5

Most	TOs
1. at Wake Forest, 12/3/08	32
2. at Ole Miss, 2/25/16	29
vs. Hampton, 11/22/12	29
vs. Kentucky, 1/15/12	29
5. at Kentucky, 1/13/11	28

Assists

1. vs. Minnesota, 12/11/16	29
2. vs. NC Central, 12/1/14	26
3. vs. Winthrop, 12/13/15	25
vs. UNCG, 11/15/15	25
vs. San Diego State, 11/23/14	25
vs. Clemson, 11/20/14	25
vs. Alabama, 1/19/14	25
vs. Charleston Southern, 11/8/13	25

Steals

1. at Alabama State, 11/11/18	22
2. vs. Alabama State, 11/10/17	21
vs. NC Central, 12/1/14	21
vs. Furman, 12/11/11	21
5. vs. San Diego State, 11/23/14	18

Blocked Shots

1. vs. Clemson, 11/15/18	16*
vs. Winthrop, 12/13/15	16*
3. vs. Arkansas, 3/6/15	15
4. at Mississippi State, 2/6/14	14
vs. Kentucky, 1/9/14	14

* indicates also a school record



LAETICIA AMIHERE

6-4 • So. • Forward • Mississauga, Ontario

15

Career Stats at South Carolina

Season	gp-gs	min/avg	fg-fga	pct	3fg-fga	pct	ft-fa	pct	off	def	tot	avg	pf	fo	ast	to	blk	stl	pts	avg
2019-20	29-0	372/12.8	48-115	.417	7-13	.538	33-61	.541	42	72	114	3.9	58	1	16	45	33	18	136	4.7
2020-21	8-1	153/19.1	19-58	.328	0-6	.000	21-34	.618	23	29	52	6.5	21	1	11	17	10	2	59	7.4
TOTAL	37-1	525/14.2	67-173	.387	7-19	.368	54-95	.568	65	101	166	4.5	79	2	27	62	43	20	195	5.3

Career Notables

- In 2019-20, showed flashes of athleticism and talent that made her the No. 10 overall recruit in the Class of 2019
- Joined team in Jan. 2019 to recover from knee injury that ended her senior year of high school early
- Was part of Team Canada the competed at the FIBA Olympic Qualifying Tournament in Belgium (Feb. 7-9, 2020), during which Canada qualified for the Tokyo Olympics

Season Highlights

- Added 15 pounds of muscle in the offseason and improved vertical jump from 22 to 28 inches, long jump from 7-8 to 8-4 and 3/4-court speed from 3.27 seconds to 2.96 seconds
- Ranks 14th in the SEC in blocked shots average (1.3) and eighth in offensive rebounds per game (2.9) ... tied for eighth in both categories in SEC play
- Drew her first career start against Temple (Dec. 17), scoring the first Gamecocks' first points of the game as part of her 11 in the outing for her fourth double-figure scoring game in six outings
- Hit a pair of free throws to stop an 8-2 first-quarter run at #23/18 Iowa State (Dec. 6), keeping the Gamecocks in front
- Snagged a career best 15 rebounds, seven coming on the offensive glass, against NC State (Dec. 3) to tally her second double-double of the season
- Played a career-high 31 minutes against South Dakota (Nov. 28) where she poured in 11 points off the bench
- Opened the season with her first career double-double, scoring 11 points and pulling down 11 rebounds against the College of Charleston (Nov. 25)

Awards

SEC Winter Academic Honor Roll (2019-20)
SEC Community Service Team (2019-20)

High School

WBCA All-America Honorable Mention (2019)

Team Canada

2020 FIBA Olympic Qualifying Tourn. (Belgium)
2017 FIBA U19 World Cup, bronze medal
2017 FIBA U19 World Cup, All-Tournament Team
2016 FIBA U17 FIBA World Cup
2015 FIBA U16 Americas Cup, gold medal

Miscellaneous

	Season	Career	Record
Double-Doubles	2	2	1-1
10+ Points	4	8	7-1
10+ Rebounds	2	2	1-1
Team-High Pts.	1	2	1-1
Team-High Rebs.	2	4	3-1
Tm-High Assists	0	1	1-0

Career Highs

Pts.....16 at Ole Miss, 1/30/20
FG.....6, 2x, last at Ole Miss, 1/30/20
FGA.....16 vs. NC State, 12/3/20
3FG.....2 at Ole Miss, 1/30/20
3FGA.....3 at Ole Miss, 1/30/20
FT.....5, 2x, last vs. Temple, 12/17/20
FTA.....9 vs. College of Charleston, 11/25/20
Reb.....15 vs. NC State, 12/3/20
Off Reb.....7 vs. NC State, 12/3/20
Blk.....3, 5x, last vs. South Dakota, 11/28/20
Stl.....3 vs. Purdue, 12/15/19
Asst.....3, 2x, last vs. Duke, 12/19/19
Min.....31 vs. South Dakota, 11/28/20

SEC Career Highs

Pts.....16 at Ole Miss, 1/30/20
FG.....6, 2x, last at Ole Miss, 1/30/20
FGA.....9 at Vanderbilt, 1/12/20
3FG.....2 at Ole Miss, 1/30/20
3FGA.....3 at Ole Miss, 1/30/20
FT.....3, 3x, last at Florida, 2/27/20
FTA.....4, 3x, last at Florida, 2/27/20
Reb.....9 at Florida, 2/27/20
Off Reb.....5 at Florida, 2/27/20
Blk.....3, 3x, last at Florida, 2/27/20
Stl.....2, 2x, last vs. Vanderbilt, 2/17/20
Asst.....2, 2x, last vs. Florida, 12/31/20
Min.....22 at Ole Miss, 1/30/20

GAME-BY-GAME

Opponent	Date	gs	min	Total		3-Pointers		Free throws		Rebounds				pf	a	t/o	blk	stl	pts	avg
				fg-fga	pct	3fg-fga	pct	ft-fa	pct	off	def	tot	avg							
COL. OF CHARLESTON	11/25/20		23	3-4	.750	0-1	.000	5-9	.556	2	9	11	11.0	4	2	2	2	0	11	11.0
vs South Dakota	11/28/20		30	4-12	.333	0-1	.000	3-6	.500	5	4	9	10.0	3	1	2	3	0	11	11.0
vs #21/20 Gonzaga	11/29/20		24	2-5	.400	0-0	.000	2-5	.400	1	3	4	8.0	3	2	1	1	0	6	9.3
#8/6 NC STATE	12/03/20		27	5-16	.313	0-2	.000	1-3	.333	7	8	15	9.8	1	2	2	2	0	11	9.8
at #23/18 Iowa State	12/06/20		7	0-3	.000	0-0	.000	4-4	1.000	2	0	2	8.2	5	1	1	0	0	4	8.6
TEMPLE	12/17/20	*	15	3-6	.500	0-1	.000	5-5	1.000	0	3	3	7.3	2	1	1	0	1	11	9.0
FLORIDA	12/31/20		12	1-5	.200	0-1	.000	0-0	.000	2	1	3	6.7	3	2	3	2	1	2	8.0
at Alabama	01/04/21		15	1-7	.143	0-0	.000	1-2	.500	4	1	5	6.5	0	0	5	0	0	3	7.4
Totals		1	153	19-58	.328	0-6	.000	21-34	.618	23	29	52	6.5	21	11	17	10	2	59	7.4

Games played: 8
Minutes/game: 19.1
Points/game: 7.4
FG Pct: 32.8
3FG Pct: 0.0
FT Pct: 61.8

Rebounds/game: 6.5
Assists/game: 1.4
Turnovers/game: 2.1
Assist/turnover ratio: 0.6
Steals/game: 0.3
Blocks/game: 1.3



BREA BEAL

6-1 • So. • Guard • Rock Island, Ill.

12

Career Stats at South Carolina

Season	gp-gs	min/avg	fg-fga	pct	3fg-fga	pct	ft-fa	pct	off	def	tot	avg	pf	fo	ast	to	blk	stl	pts	avg
2019-20	33-33	702/21.3	72-173	.416	13-45	.289	44-79	.557	59	118	177	5.4	48	0	34	46	27	27	201	6.1
2020-21	8-8	191/23.9	25-60	.417	4-14	.286	4-11	.364	14	22	36	4.5	17	0	12	9	3	6	58	7.3
TOTAL	41-41	893/21.8	97-233	.416	17-59	.288	48-90	.533	73	140	213	5.2	65	0	46	55	30	33	259	6.3

Career Notables

- Defensive force often called on to stop opponent's top scorer
- Has scoring ability and continues to grow in that area
- Notched first career double-double in the 2020 SEC Championship game
- Ranked No. 11 recruit in Class of 2019 and a consensus All-American

Season Highlights

- Made an impact on the glass at Alabama (Jan. 4), pulling down eight of her game high 10 rebounds in the first half
- Had her first double-digit rebound game of the season at Alabama (Jan. 4), grabbing eight in the first half, including six defensive boards in the second quarter to help hold the Tide to just nine points
- Was aggressive offensively early at #23/18 Iowa State (Dec. 6), scoring five of the team's first seven points and gong on to finish with a season-high 13 points, including three 3s
- Provided an offensive spark against #21/20 Gonzaga (Nov. 29) scoring a then season-high 12 points to go along with her team high seven rebounds

Awards

SEC First-Year Academic Honor Roll (2019-20)

High School

Naismith All-America Third Team (2019)
WBCA All-America Third Team (2019)
McDonald's All-America (2019)

In the Record Book

Season

Most games started by a freshman (33 in 2019-20)

Miscellaneous

	Season	Career	Record
10+ Points	2	8	8-0
10+ Rebounds	1	6	6-0
Team-High Points	0	1	1-0
Team-High Rebs.	1	5	5-0
Team-High Assts.	0	2	2-0

Career Highs

Pts	15 vs. Kentucky, 1/2/20
FG	7 vs. Kentucky, 1/2/20
FGA	11 vs. Kentucky, 1/2/20
3FG	3, 2x, last at Iowa State, 12/6/20
3FGA	5, 2x, last at Iowa State, 12/6/20
FT	8 at Maryland, 11/10/19
FTA	12 at Maryland, 11/10/19
Reb	13 at Missouri, 1/16/20
Blk	3 vs. Mississippi State, 3/8/20
Stl	3, 4x, last vs. Mississippi State, 1/20/20
Asst	4, 2x, last vs. Appalachian State, 11/17/19
Min	32 vs. Indiana, 11/28/19

SEC Career Highs

Pts	15 vs. Kentucky, 1/2/20
FG	7 vs. Kentucky, 1/2/20
FGA	11 vs. Kentucky, 1/2/20
3FG	2 vs. Auburn, 2/13/20
3FGA	3, 3x, last at Arkansas, 2/6/20
FT	3, 2x, last at Missouri, 1/16/20
FTA	6 at Missouri, 1/16/20
Reb	13 at Missouri, 1/16/20
Blk	2, 4x, last at Florida, 2/27/20
Stl	3, 2x vs. Mississippi State, 1/20/20
Asst	3 vs. LSU, 2/20/20
Min	29 at Alabama, 1/4/21

GAME-BY-GAME

Opponent	Date	gs	min	Total		3-Pointers		Free throws		Rebounds				pf	a	t/o	blk	stl	pts	avg	
				fg-fga	pct	3fg-fga	pct	ft-fa	pct	off	def	tot	avg								
COL. OF CHARLESTON	11/25/20	*	17	4-9	.444	0-1	.000	0-1	.000	1	1	2	2.0	1	1	1	0	1	8	8.0	
vs South Dakota	11/28/20	*	23	1-4	.250	0-0	.000	1-4	.250	2	3	5	3.5	4	3	1	0	0	3	5.5	
vs #21/20 Gonzaga	11/29/20	*	32	5-7	.714	0-0	.000	2-4	.500	5	2	7	4.7	2	1	1	1	1	12	7.7	
#8/6 NC STATE	12/03/20	*	21	2-6	.333	0-0	.000	1-2	.500	0	4	4	4.5	1	0	1	2	1	5	7.0	
at #23/18 Iowa State	12/06/20	*	24	5-9	.556	3-5	.600	0-0	.000	1	3	4	4.4	2	2	2	0	0	13	8.2	
TEMPLE	12/17/20	*	19	2-8	.250	1-3	.333	0-0	.000	2	1	3	4.2	1	3	1	0	2	5	7.7	
FLORIDA	12/31/20	*	27	2-11	.182	0-3	.000	0-0	.000	1	0	1	3.7	3	2	2	0	0	4	7.1	
at Alabama	01/04/21	*	28	4-6	.667	0-2	.000	0-0	.000	2	8	10	4.5	3	0	0	0	1	8	7.3	
Totals			8	191	25-60	.417	4-14	.286	4-11	.364	14	22	36	4.5	17	12	9	3	6	58	7.3

Games played: 8
Minutes/game: 23.9
Points/game: 7.3
FG Pct: 41.7
3FG Pct: 28.6
FT Pct: 36.4

Rebounds/game: 4.5
Assists/game: 1.5
Turnovers/game: 1.1
Assist/turnover ratio: 1.3
Steals/game: 0.8
Blocks/game: 0.4



ALIYAH BOSTON

6-5 • So. • Forward • St. Thomas, U.S.V.I.

4

Career Stats at South Carolina

Season	gp-gs	min/avg	fg-fga	pct	3fg-fga	pct	ft-fa	pct	off	def	tot	avg	pf	fo	ast	to	blk	stl	pts	avg
2019-20	33-33	786/23.8	174-286	.608	2-12	.167	62-84	.738	117	193	310	9.4	68	1	34	37	86	42	412	12.5
2020-21	8-8	238/29.8	42-91	.462	5-14	.357	13-20	.650	29	55	84	10.5	23	0	10	8	13	12	102	12.8
TOTAL	41-41	1024/25.0	216-377	.573	7-26	.269	75-104	.721	146	248	394	9.6	91	1	44	45	99	54	514	12.5

Awards

2021 AP Preseason All-America
 2021 Watch Lists – Naismith Trophy, Wade Trophy, Wooden Award, Lisa Leslie Award
 2020 National Freshman of the Year (ESPN, USBWA, WBCA)
 2020 Lisa Leslie Center of the Year
 2020 All-America Second Team (AP, USBWA)
 2020 All-SEC First Team
 2020 SEC Defensive Player of the Year
 2020 SEC Freshman of the Year
 2020 Her Hoop Stats Feb 15 Freshmen
 SEC First-Year Academic Honor Roll (2019-20)

High School

Naismith, WBCA All-America Second Team (2019)
 McDonald's, SLAM All-America (2019)

USA Basketball

2019 FIBA U19 World Cup, gold medal
 2018 Youth Olympic Games 3x3, gold medal
 2018 FIBA U17 World Cup, gold medal
 2018 FIBA U17 World Cup, All-Star Five
 2017 FIBA U16 Americas Cup, gold medal
 2017 FIBA U16 Americas Cup, MVP

Career Notables

- Program's first National Freshman of the Year, winning that title unanimously in 2020
- Sixth in the nation in field goal percentage last season and 21st in blocked shots per game
- Averaged a double-double in SEC play (13.1 ppg/10.3 rpg) and against ranked opponents (13.0 ppg/10.9 rpg)
- Ranked No. 3 recruit in Class of 2019 and a consensus All-American

Season Highlights

- Team captain
- Ranks 27th in NCAA in rebounding average (10.6), third in the SEC ... ranks third in SEC in offensive rebounds per game (3.6) and 28th in scoring average (13.9) making her one of four players in the SEC to average a double-double ... ranks 10th in scoring average in conference play (16.5) and is tied for second in rebounding average (13.0)
- Scored a career-best 28 points against Florida (Dec. 31), including a 19-point and 11-rebound first half where she became the 11th fastest Gamecock to score 500 points in her career ... scored eight points in the paint, eight on midrange jumpers, nine from 3-point range and three free throws
- Used a dominant third quarter against Temple (Dec. 17), scoring six of her season best 14 points and pulling down five rebounds in the quarter to help put the game out of reach
- Showed off her inside-out game early at #23/18 Iowa State (Dec. 6), scoring five of the team's first 10 points on a putback and a 3-pointer ... scored four of her then season-high 13 points off offensive rebounds
- Tied her career high of four assists while scoring 12 points in a win over South Dakota (Nov. 28)
- Started the season with an 11-point, 12-rebound double-double against Charleston (Nov. 25), the 14th double-double of her career

GAME-BY-GAME

Opponent	Date	gs	min	Total		3-Pointers		Free throws		Rebounds				pf	a	t/o	blk	stl	pts	avg
				fg-fga	pct	3fg-fga	pct	ft-fa	pct	off	def	tot	avg							
COL. OF CHARLESTON	11/25/20	*	22	5-7	.714	0-0	.000	1-2	.500	4	8	12	12.0	2	1	2	1	0	11	11.0
vs South Dakota	11/28/20	*	28	5-14	.357	0-1	.000	2-4	.500	3	5	8	10.0	4	4	0	0	4	12	11.5
vs #21/20 Gonzaga	11/29/20	*	25	3-5	.600	0-0	.000	4-6	.667	2	3	5	8.3	4	0	1	1	1	10	11.0
#8/6 NC STATE	12/03/20	*	35	4-14	.286	1-3	.333	0-0	.000	3	6	9	8.5	2	0	3	1	0	9	10.5
at #23/18 Iowa State	12/06/20	*	35	6-11	.545	1-3	.333	0-0	.000	5	10	15	9.8	3	3	2	1	1	13	11.0
TEMPLE	12/17/20	*	22	6-12	.500	0-2	.000	2-2	1.000	4	5	9	9.7	1	1	0	3	1	14	11.5
FLORIDA	12/31/20	*	36	11-18	.611	3-5	.600	3-4	.750	5	11	16	10.6	3	1	0	4	3	28	13.9
at Alabama	01/04/21	*	35	2-10	.200	0-0	.000	1-2	.500	3	7	10	10.5	4	0	0	2	2	5	12.8
Totals			8	238	42-91	.462	5-14	.357	13-20	.650	29	55	84	10.5	23	10	8	13	102	12.8

Games played: 8
 Minutes/game: 29.8
 Points/game: 12.8
 FG Pct: 46.2
 3FG Pct: 35.7
 FT Pct: 65.0

Rebounds/game: 10.5
 Assists/game: 1.3
 Turnovers/game: 1.0
 Assist/turnover ratio: 1.3
 Steals/game: 1.5
 Blocks/game: 1.6

In the Record Books

Season

3rd – Blocked shots average (2.6 in 2019-20)
 1st – Offensive rebounds vs. SEC (56 in 2019-20)
 3rd – Double-doubles vs. SEC (7 in 2019-20)
 Best FG% by a freshman (.608 (174-286) in 2019-20)
 Most double-doubles by a freshman (13 in 2019-20)
 Most blocked shots by a freshman (86 in 2019-20)
 Best rebounding average by a freshman (9.4 in 2019-20)
 Most offensive rebounds by a freshman (117 in 2019-20)
 Most games started by a freshman (33 in 2019-20)

Game

1st – Blocked shots (10 vs. Alabama State, 11/5/19)
 2nd – Rebounds (25 vs. Arkansas, 1/9/20)
 3rd – Offensive rebounds (10 vs. Arkansas, 1/9/20)
 1st – Offensive rebounds vs. SEC (10 vs. Arkansas, 1/9/20)
 2nd – Rebounds vs. SEC (25 vs. Arkansas, 1/9/20)
 3rd – Blocked shots vs. SEC (7 vs. Arkansas, 2/6/20)
 Most rebounds by a freshman (25 vs. Arkansas, 1/9/20)
 Most blocks by a freshman (10 vs. Ala. State, 11/5/19)
 Best FG% by a freshman (1.000 (6-6) vs. App. State, 11/17/19)
 Most offensive rebs. by a freshman (10 vs. Ark., 1/9/20)

Miscellaneous

	Season	Career	Record
Triple-Double	0	1	1-0
Double-Double	3	16	16-0
20+ Points	1	3	3-0
10+ Points	6	34	33-1
10+ Rebounds	4	20	20-0
5+ Blocks	0	6	6-0
Tm-High Points	1	8	8-0
Tm-High Rebs.	5	30	30-0

Career Highs

Pts	28 vs. Florida, 12/31/20
FG	11 vs. Florida, 12/31/20
FGA	18 vs. Florida, 12/31/20
FT	7 at Alabama, 1/5/20
FTA	9 at Alabama, 1/5/20
Reb	25 vs. Arkansas, 1/9/20
Off Reb	10 vs. Arkansas, 1/9/20
Blk	10 vs. Alabama State, 11/5/19*
Asst	4, 2x, last vs. South Dakota, 11/28/20
Stl	4, 2x, last vs. South Dakota, 11/28/20
Min	37 vs. UConn, 2/10/20

* indicates school record

SEC Career Highs

Pts	28 vs. Florida, 12/31/20
FG	11 vs. Florida, 12/31/20
FGA	18 vs. Florida, 12/31/20
FT	7 at Alabama, 1/5/20
FTA	9 at Alabama, 1/5/20
Reb	25 vs. Arkansas, 1/9/20
Off Reb	10 vs. Arkansas, 1/9/20
Blk	7 at Arkansas, 2/6/20
Asst	3 vs. Mississippi State, 1/20/20
Stl	4 at Georgia, 1/26/20
Min	36 vs. Florida, 12/31/20



ZIA COOKE

5-9 • So. • Guard • Toledo, Ohio

1

Career Stats at South Carolina

Season	gp-gs	min/avg	fg-fga	pct	3fg-fga	pct	ft-fa	pct	off	def	tot	avg	pf	fo	ast	to	blk	stl	pts	avg
2019-20	33-33	876/26.5	139-360	.386	40-112	.357	79-111	.712	31	64	95	2.9	52	0	61	58	7	36	397	12.0
2020-21	8-8	253/31.6	53-124	.427	18-35	.514	26-32	.813	5	20	25	3.1	10	0	24	19	1	7	150	18.8
TOTAL	41-41	1129/27.5	192-484	.397	58-147	.395	105-143	.734	36	84	120	2.9	62	0	85	77	8	43	547	13.3

Career Notables

- Dominant freshman season that landed her on the SEC All-Freshman Team and honorable mention status on the Her Hoop Stats Fab 15 Freshmen list
- Holds program single-game records for field goal attempts by a freshman (23), 3-point field goal percentage by a freshman (1.000 (4-4)) and free throw percentage by a freshman (1.000 (6-6))
- Ranked 24th in SEC in scoring as a freshman, 12th in league games (13.8 ppg)
- Led the team or tied for team lead in scoring in eight SEC games
- Ranked No. 4 recruit in Class of 2019 and was a consensus All-American

Season Highlights

- Tied for fourth in the SEC in scoring (18.8) ... ranks sixth in made 3s per game (2.3) and ninth in free throw percentage (.813)... also ranked fourth in scoring in conference play (22.0), tied for first in free throw percentage (1.000), 11th in assists and tied for 15th in field goal percentage (.462)
- Snapped the team's 3:23 scoreless streak late in the third quarter at Alabama (Jan. 4) with a pair of buckets on her way to an 18-point performance
- Took over in the third quarter of the SEC opener against Florida (Dec. 31), scoring the final 12 points of the period on her way to 26 points, a new SEC career high
- Tied her career best with five made 3-pointers against Temple (Dec. 17) in a lethally efficient performance, going 8-of-11 from the field and 5-of-7 from beyond the arc for a game-high 23 points
- Had her outside game working at #23/18 Iowa State (Dec. 6), capping the first quarter with the first of her four 3-pointers, which also included two to open the third quarter on back-to-back possessions
- Poured in 16 points while dishing out four assists and snagging four rebounds against #21/20 Gonzaga (Nov. 29)
- Scored a game-high 19 points and played a career-high 36 minutes against South Dakota (Nov. 28) where she also pulled down five rebounds.
- Opened the year with an 18-point performance against Charleston (Nov. 25)

Awards

2020 Her Hoop Stats Fab 15 Freshmen (hon. mention)
2020 SEC All-Freshman Team
SEC First-Year Academic Honor Roll (2019-20)

High School

Naismith HS Player of the Year Finalist (2019)
Naismith HS All-America First Team (2019)
WBCA HS All-America First Team (2019)
McDonald's HS All-America (2019)
SLAM HS All-America (2019)
USA Today All-USA Third Team (2019)

USA Basketball

2018 FIBA U17 World Cup, gold medal
2017 FIBA U16 Americas Cup, gold medal

Miscellaneous

	Season	Career	Record
20+ Points	2	7	7-0
10+ Points	8	32	31-1
Tm-High Points	4	15	14-1
Tm-High Assists	1	3	3-0

Career Highs

Pts..... 27 at Dayton, 11/13/19
FG..... 10 vs. Florida, 12/31/20
FGA..... 23 vs. Arkansas, 1/9/20
3FG..... 5, 2x, last vs. Temple, 12/17/20
3FGA..... 9 vs. Arkansas, 1/9/20
FT..... 7 vs LSU, 2/20/20
FTA..... 9, 2x, last vs South Dakota, 11/28/20
Reb..... 7 at Dayton, 11/13/19
Blk..... 1, 8x, last vs. Florida, 12/31/20
Stl..... 4 vs. USC Upstate, 11/21/19
Asst..... 5, 2x, last vs. Florida, 12/31/20
Min..... 37 vs. Florida, 12/31/20

SEC Career Highs

Pts..... 26 vs. Florida, 12/31/20
FG..... 10 vs. Florida, 12/31/20
FGA..... 23 vs. Arkansas, 1/9/20
3FG..... 4, 3x, last vs. Auburn, 2/13/20
3FGA..... 9 vs. Arkansas, 1/9/20
FT..... 7 vs LSU, 2/20/20
FTA..... 9 vs LSU, 2/20/20
Reb..... 6, 2x, last at Arkansas, 2/6/20
Blk..... 1, 4x, vs. Florida, 12/31/20
Stl..... 3 at Alabama, 1/5/20
Asst..... 5 vs. Florida, 12/31/20
Min..... 37 vs. Florida, 12/31/20

GAME-BY-GAME

Opponent	Date	gs	min	Total		3-Pointers		Free throws		Rebounds				pf	a	t/o	blk	stl	pts	avg	
				fg-fga	pct	3fg-fga	pct	ft-fa	pct	off	def	tot	avg								
COL. OF CHARLESTON	11/25/20	*	20	6-11	.545	2-3	.667	4-5	.800	1	0	1	1.0	0	3	3	0	3	18	18.0	
vs South Dakota	11/28/20	*	36	5-16	.313	3-7	.429	6-9	.667	0	5	5	3.0	2	1	3	0	0	19	18.5	
vs #21/20 Gonzaga	11/29/20	*	35	6-17	.353	1-1	1.000	3-3	1.000	1	3	4	3.3	0	4	3	0	0	16	17.7	
#8/6 NC STATE	12/03/20	*	35	4-18	.222	1-5	.200	2-2	1.000	0	5	5	3.8	1	1	1	0	1	11	16.0	
at #23/18 Iowa State	12/06/20	*	29	6-12	.500	4-6	.667	3-3	1.000	0	1	1	3.2	3	4	2	0	0	19	16.6	
TEMPLE	12/17/20	*	28	8-11	.727	5-7	.714	2-4	.500	1	2	3	3.2	0	4	2	0	0	23	17.7	
FLORIDA	12/31/20	*	37	10-22	.455	0-3	.000	6-6	1.000	1	2	3	3.1	2	5	1	1	2	26	18.9	
at Alabama	01/04/21	*	33	8-17	.471	2-3	.667	0-0	.000	1	2	3	3.1	2	2	4	0	1	18	18.8	
Totals			8	253	53-124	.427	18-35	.514	26-32	.813	5	20	25	3.1	10	24	19	1	7	150	18.8

Games played: 8
Minutes/game: 31.6
Points/game: 18.8
FG Pct: 42.7
3FG Pct: 51.4
FT Pct: 81.3

Rebounds/game: 3.1
Assists/game: 3.0
Turnovers/game: 2.4
Assist/turnover ratio: 1.3
Steals/game: 0.9
Blocks/game: 0.1



LELE GRISSETT

6-2 • Sr. • Guard • Durham, N.C.

24

Career Stats at South Carolina

Season	gp-gs	min/avg	fg-fga	pct	3fg-fga	pct	ft-fa	pct	off	def	tot	avg	pf	fo	ast	to	blk	stl	pts	avg
2017-18	36-3	477/13.3	56-119	.471	0-0	.000	39-70	.557	56	77	133	3.7	84	0	18	53	7	24	151	4.2
2018-19	31-2	368/11.9	41-73	.562	0-0	.000	24-44	.545	59	64	123	4.0	61	2	9	33	17	11	106	3.4
2019-20	33-0	560/17.0	82-131	.626	0-2	.000	46-63	.730	69	57	126	3.8	47	0	40	34	23	30	210	6.4
2020-21	7-0	128/18.3	21-30	.700	0-1	.000	8-24	.333	17	16	33	4.7	15	1	10	6	4	4	50	7.1
TOTAL	107-5	1533/14.3	200-353	.567	0-3	.000	117-201	.582	201	214	415	3.9	207	3	77	126	51	69	517	4.8

Career Notables

- Has played in all but two games of her career, bringing energy off the bench, especially in defensive pressure
- Reshaped her body before junior season to focus on playing guard instead of forward
- Posted her first career double-double in the 2018-19 regular-season meeting with then-#4/5 Baylor (Dec. 2)
- Started at Vanderbilt (Jan. 18, 2018) and turned in a career night, shooting 11-of-12 from the field for 22 points – the first Gamecock freshman 20-point outing in SEC play in three years (20 by A'ja Wilson vs. Vanderbilt, 2/15/15)

Season Highlights

- More comfortable at the guard position after a year of experience under her belt; can play multiple positions and could get some time at point guard this season
- Leads team in field goal percentage (.700)
- Provided a spark off the bench in the second half against South Dakota (Nov. 28), scoring six straight points as part of a 14-2 run that closed the third quarter and put the game out of reach
- Opened the season with a double-double against Charleston (Nov. 25), scoring 13 points and pulling down 10 rebounds, tying her career high on the glass

Awards

SEC Winter Academic Honor Roll (2019-20)

Miscellaneous

	Season	Career	Record
Double-Double	1	2	1-1
20+ Points	0	1	1-0
10+ Points	1	14	12-2
10+ Rebounds	1	2	1-1
Tm-High Points	0	3	3-0
Tm-High Rebs.	0	9	6-3
Team-High Assts.	0	1	1-0

Career Highs

Pts	22 at Vanderbilt, 1/18/18
FG	11 at Vanderbilt, 1/18/18
FGA	12 at Vanderbilt, 1/18/18
FT	5, 2x, last at Missouri, 1/16/20
FTA	8 vs. College of Charleston, 12/5/17
Reb	10, 2x, last vs. College of Charleston, 11/25/20
Off Reb	6 vs. Arkansas, 3/7/20
Blk	3, 3x, last vs. Vanderbilt, 2/17/20
Stl	4, 2x, last vs. Georgia, 3/6/20
Asst	4, 2x, last vs. Arkansas, 3/7/20
Min	29 vs. Tennessee, 1/14/18

SEC Career Highs

Pts	22 at Vanderbilt, 1/18/18
FG	11 at Vanderbilt, 1/18/18
FGA	12 at Vanderbilt, 1/18/18
FT	5 at Missouri, 1/16/20
FTA	6 at Missouri, 1/16/20
Reb	9, 3x, last at LSU, 1/13/19
Off Reb	5, 2x, last vs. Ole Miss, 2/7/19
Blk	3, 2x, last vs. Vanderbilt, 2/17/20
Stl	3, 2x, last at Florida, 2/27/20
Asst	2, 6x, last at Florida, 2/27/20
Min	29 vs. Tennessee, 1/14/18

GAME-BY-GAME

Opponent	Date	gs	min	Total		3-Pointers		Free throws		Rebounds				pf	a	t/o	blk	stl	pts	avg
				fg-fga	pct	3fg-fga	pct	ft-fa	pct	off	def	tot	avg							
COL. OF CHARLESTON	11/25/20	16	5-6	.833	0-0	.000	3-4	.750	5	5	10	10.0	2	3	1	2	1	13	13.0	
vs South Dakota	11/28/20	14	3-3	1.000	0-0	.000	2-3	.667	3	2	5	7.5	2	1	0	0	1	8	10.5	
vs #21/20 Gonzaga	11/29/20	19	1-4	.250	0-0	.000	0-4	.000	1	1	2	5.7	3	1	0	1	2	2	7.7	
#8/6 NC STATE	12/03/20	21	4-4	1.000	0-0	.000	0-4	.000	1	2	3	5.0	5	0	1	0	0	8	7.8	
TEMPLE	12/17/20	21	3-4	.750	0-0	.000	1-2	.500	3	4	7	5.4	0	3	1	0	0	7	7.6	
FLORIDA	12/31/20	12	2-4	.500	0-0	.000	0-0	.000	1	1	2	4.8	1	0	1	0	0	4	7.0	
at Alabama	01/04/21	25	3-5	.600	0-1	.000	2-7	.286	3	1	4	4.7	2	2	2	1	0	8	7.1	
Totals		0	128	21-30	.700	0-1	.000	8-24	.333	17	16	33	4.7	15	10	6	4	4	50	7.1

Games played: 7
Minutes/game: 18.3
Points/game: 7.1
FG Pct: 70.0
3FG Pct: 0.0
FT Pct: 33.3

Rebounds/game: 4.7
Assists/game: 1.4
Turnovers/game: 0.9
Assist/turnover ratio: 1.7
Steals/game: 0.6
Blocks/game: 0.6



DESTANNI HENDERSON

5-7 • Jr. • Guard • Fort Myers, Fla.

3

Career Stats at South Carolina

Season	gp-gs	min/avg	fg-fga	pct	3fg-fga	pct	ft-fa	pct	off	def	tot	avg	pf	fo	ast	to	blk	stl	pts	avg
2018-19	31-9	485/15.6	58-157	.369	29-78	.372	24-34	.706	14	35	49	1.6	30	0	40	40	2	16	169	5.5
2019-20	33-0	774/23.5	104-250	.416	32-99	.323	41-63	.651	20	75	95	2.9	28	0	93	63	2	41	281	8.5
2020-21	8-8	253/31.6	34-79	.430	8-20	.400	21-28	.750	9	38	47	5.9	8	0	44	14	2	9	97	12.1
TOTAL	72-17	1512/21.0	196-486	.403	69-197	.350	86-125	.688	43	148	191	2.7	66	0	177	117	6	66	547	7.6

Career Notables

- Has been a spark of energy off the bench through her first two seasons, playing both guard positions
- Announced her readiness for an expanded role this season with a 2020 SEC Tournament performance that earned All-Tournament status (13.0 ppg, 4.7 apg)
- Rated No. 1 point guard and No. 9 overall recruit in Class of 2018; 2018 McDonald's All-America
- Helped high school team to three state championships while amassing 1,649 career points

Season Highlights

- Ranks second in the SEC and 24th in the nation in assists per game (5.5) ... tied for fifth in the SEC and is 27th in the nation in assist-to-turnover ratio (3.1) ... in conference play ranks third in assists per game (7.0), third in assist-to-turnover ratio (2.8), tied for ninth in steals per game (2.0) and tied for 12th in rebounds per game (7.5)
- Took over in the second quarter at Alabama (Jan. 4), scoring the team's final six points of the half and hit a big 3 in the third quarter after Tide closed to within nine ... finished with a new career high in conference play with 20 points along with eight rebounds and five assists
- Made her presence felt away from the basket against Florida (Dec. 31), dishing out a career-best nine assists and pulling down seven rebounds
- Posted second-straight seven-assist outing against Temple (Dec. 17), finishing with no turnovers in her 25 minutes
- Controlled the game at #23/18 Iowa State (Dec. 6) early with a pair of late 3s and five assists in the first quarter alone to help establish a 10-point lead after the opening stanza
- Scored a career-high 23 points against #21/20 Gonzaga (Nov. 29), all in the second half, answering the bell every time the Zags tied or took a lead in the fourth quarter and hit four the team's six free throw attempts in the final minute to seal the victory and lock up Women's Bad Boy Mowers Crossover Classic MVP honors for herself
- Scored 10 of her 19 points in the third quarter against South Dakota (Nov. 28), tying the game high in both points and rebounds with nine
- Opened the season with an 11-point performance against Charleston (Nov. 25)

Awards

2020 SEC All-Tournament Team
2019 SEC All-Freshman Team
2x SEC Winter Academic Honor Roll (2018-19, 2019-20)

High School

McDonald's All-America (2018)

USA Basketball

2016 FIBA U17 World Cup, bronze medal
2015 U16 National Team Trials

Miscellaneous

	Season	Career	Record
20+ Points	2	3	3-0
10+ Points	4	22	21-1
5+ Assists	5	12	11-1
5+ Steals	0	1	1-0
Tm-High Points	2	7	6-1
Tm-High Rebs.	1	2	2-0
Tm-High Assts.	5	13	12-1

Career Highs

Pts 23 vs. Gonzaga, 11/29/20
FG 8, 2x, last vs. South Dakota, 11/28/20
FGA 16 at Alabama, 1/4/21
3FG 5 vs. USC Upstate, 11/21/19
3FGA 9 vs. Arkansas, 3/7/20
FT 10 vs. Gonzaga, 11/29/20
FTA 13 vs. Gonzaga, 11/29/20
Reb 9 vs. South Dakota, 11/28/20
Stl 5 at Temple, 12/7/19
Asst 9 vs. Florida, 12/31/20
Min 38, 2x, last vs. Florida, 12/31/20

SEC Career Highs

Pts 20 at Alabama, 1/4/21
FG 7, 2x, last at Alabama, 1/4/21
FGA 16 at Alabama, 1/4/21
3FG 4 vs. Kentucky, 2/21/19
3FGA 6 at Arkansas, 2/3/19
FT 6 vs. Georgia, 2/14/19
FTA 7 vs. Georgia, 2/14/19
Reb 8 at Alabama, 1/4/21
Stl 3, 3x, last vs. Florida, 12/31/20
Asst 9 vs. Florida, 12/31/20
Min 38 vs. Florida, 12/31/20

GAME-BY-GAME

Opponent	Date	gs	min	Total		3-Pointers		Free throws		Rebounds				pf	a	t/o	blk	stl	pts	avg	
				fg-fga	pct	3fg-fga	pct	ft-fa	pct	off	def	tot	avg								
COL. OF CHARLESTON	11/25/20	*	21	4-7	.571	0-1	.000	3-4	.750	1	5	6	6.0	2	5	2	1	4	11	11.0	
vs South Dakota	11/28/20	*	29	8-13	.615	1-3	.333	2-3	.667	0	9	9	7.5	1	3	2	0	0	19	15.0	
vs #21/20 Gonzaga	11/29/20	*	33	6-11	.545	1-3	.333	10-13	.769	1	2	3	6.0	2	2	2	0	0	23	17.7	
#8/6 NC STATE	12/03/20	*	35	1-13	.077	0-2	.000	0-0	.000	3	4	7	6.3	1	6	1	1	0	2	13.8	
at #23/18 Iowa State	12/06/20	*	38	4-7	.571	3-4	.750	1-2	.500	0	4	4	5.8	1	7	2	0	0	12	13.4	
TEMPLE	12/17/20	*	25	3-5	.600	2-3	.667	0-0	.000	0	3	3	5.3	0	7	0	0	1	8	12.5	
FLORIDA	12/31/20	*	38	1-7	.143	0-2	.000	0-0	.000	2	5	7	5.6	1	9	4	0	3	2	11.0	
at Alabama	01/04/21	*	34	7-16	.438	1-2	.500	5-6	.833	2	6	8	5.9	0	5	1	0	1	20	12.1	
Totals			8	253	34-79	.430	8-20	.400	21-28	.750	9	38	47	5.9	8	44	14	2	9	97	12.1

Games played: 8
Minutes/game: 31.6
Points/game: 12.1
FG Pct: 43.0
3FG Pct: 40.0
FT Pct: 75.0

Rebounds/game: 5.9
Assists/game: 5.5
Turnovers/game: 1.8
Assist/turnover ratio: 3.1
Steals/game: 1.1
Blocks/game: 0.3



DESTINY LITTLETON

5-9 • Jr. • Guard • San Diego, Calif.

11

Career Stats at South Carolina

Season	gp-gs	min/avg	fg-fga	pct	3fg-fga	pct	ft-fa	pct	off	def	tot	avg	pf	fo	ast	to	blk	stl	pts	avg
2020-21	6-0	75/12.5	5-18	.278	1-9	.111	8-10	.800	2	20	22	3.7	4	0	6	2	0	3	19	3.2
TOTAL	6-0	75/12.5	5-18	.278	1-9	.111	8-10	.800	2	20	22	3.7	4	0	6	2	0	3	19	3.2

Career Notables

- Sat out last season due to NCAA transfer rules, taking advantage of that time to have a procedure done to alleviate chronic issues in both ankles
- Spent two seasons at Texas, helping Longhorns to a pair of NCAA Tournament appearances, including a spot in the 2018 Sweet 16
- Played in all 33 games her redshirt-freshman season (2018-19), starting 12 and playing the third-most minutes on the team
- Ranked No. 33 overall in the Class of 2017
- Named McDonald's All-American (2017) and earned California Ms. Basketball honors

Season Highlights

- Has played in six games ... was unavailable vs. Florida (Dec. 31) and at Alabama (Jan. 4)
- Was strong on the glass at #23/18 Iowa State (Dec. 6), grabbing six of her seven boards in the second quarter to help the Gamecocks out-rebound the Cyclones 17-6 in that period alone
- Made her Carolina debut against Charleston (Nov. 25), scoring seven points and pulling down eight rebounds

Awards

SEC First-Year Academic Honor Roll (2019-20)

High School

McDonald's All-America (2017)

USA Basketball

2017 FIBA U18 3x3 World Cup, gold medal

2015 FIBA U16 Americas Cup, bronze medal

Miscellaneous

	Season	Career	Record
20+ Points	0	1*	1-0
10+ Points	0	12*	9-3
5+ Assists	0	1*	1-0
Tm-High Points	0	3*	2-1
Tm-High Rebs.	0	3*	1-2
Tm-High Assts.	0	2*	2-0

* indicates includes games prior to transfer to South Carolina

Career Highs

Pts.....22 vs. Northwestern State, 12/29/18*
FG.....7 vs. UTSA, 11/28/18*
FGA.....15 vs. UTSA, 11/28/18*
3FG.....4 at West Virginia, 1/6/19*
3FGA.....7 vs. UTSA, 11/28/18*
FT.....11 vs. Northwestern State, 12/29/18*
FTA.....11 vs. Northwestern State, 12/29/18*
Reb.....8, 2x, last vs. College of Charleston, 11/25/20*
Stl.....3, 2x, last at Oklahoma State, 2/12/19*
Asst.....7 vs. Northwestern State, 12/29/18*
Min.....34, 2x, last vs. Kansas State, 2/17/19*

* indicates at least one time prior to transfer to South Carolina

GAME-BY-GAME

Opponent	Date	gs	min	Total		3-Pointers		Free throws		Rebounds				pf	a	t/o	blk	stl	pts	avg
				fg-fga	pct	3fg-fga	pct	ft-fa	pct	off	def	tot	avg							
COL. OF CHARLESTON	11/25/20	19		1-6	.167	0-3	.000	5-6	.833	0	8	8	8.0	2	0	2	0	1	7	7.0
vs South Dakota	11/28/20	6		0-1	.000	0-1	.000	0-0	.000	0	0	0	4.0	1	0	0	0	0	0	3.5
vs #21/20 Gonzaga	11/29/20	10		0-1	.000	0-1	.000	1-2	.500	0	1	1	3.0	1	1	0	0	0	1	2.7
#8/6 NC STATE	12/03/20	6		0-0	.000	0-0	.000	0-0	.000	1	1	2	2.8	0	0	0	0	0	0	2.0
at #23/18 Iowa State	12/06/20	16		2-5	.400	1-3	.333	0-0	.000	1	6	7	3.6	0	3	0	0	0	5	2.6
TEMPLE	12/17/20	18		2-5	.400	0-1	.000	2-2	1.000	0	4	4	3.7	0	2	0	0	2	6	3.2
Totals		0	75	5-18	.278	1-9	.111	8-10	.800	2	20	22	3.7	4	6	2	0	3	19	3.2

Games played: 6
Minutes/game: 12.5
Points/game: 3.2
FG Pct: 27.8
3FG Pct: 11.1
FT Pct: 80.0

Rebounds/game: 3.7
Assists/game: 1.0
Turnovers/game: 0.3
Assist/turnover ratio: 3.0
Steals/game: 0.5

SEC Career Highs

Pts.....
FG.....
FGA.....
3FG.....
3FGA.....
FT.....
FTA.....
Reb.....
Stl.....
Asst.....
Min.....



ENIYA RUSSELL

6-1 • Fr. • Guard • Baltimore, Md.

2

Career Stats at South Carolina

Season	gp-gs	min/avg	fg-fga	pct	3fg-fga	pct	ft-fa	pct	off	def	tot	avg	pf	fo	ast	to	blk	stl	pts	avg
2020-21	7-0	65/9.3	12-28	.429	2-8	.250	9-15	.600	1	8	9	1.3	8	0	4	5	1	2	35	5.0
TOTAL	7-0	65/9.3	12-28	.429	2-8	.250	9-15	.600	1	8	9	1.3	8	0	4	5	1	2	35	5.0

High School Notables

- Ranked No. 43 overall in Class of 2020 by ESPN
- First-Team All-Metro from *Washington Post* (2020) and *Baltimore Sun* (2019)
- Scored 14.9 points per game as a senior

Season Highlights

- Has played in seven games this season
- Hit a groove in the second quarter against Temple (Dec. 17), scoring five of her 11 points in the period
- Found good offensive rhythm in midrange game at #23/18 Iowa State (Dec. 6) with seven of her eight points coming in just five minutes of play in the second quarter
- Cracked double figures in her Carolina debut, scoring 14 points and snagging four rebounds against Charleston (Nov. 25)

Awards

McDonald's All-America (2019-20)

Miscellaneous

	Season	Career	Record
10+ Points	2	2	2-0

Career Highs

Pts	14 vs. College of Charleston, 11/25/20
FG	4, 2x, last vs. Temple, 12/17/20
FGA	8 vs. Temple, 12/17/20
3FG	1 vs. College of Charleston, 11/25/20
3FGA	3 at Iowa State, 12/6/20
FT	5 vs. College of Charleston, 11/25/20
FTA	8 vs. College of Charleston, 11/25/20
Reb	4 vs. College of Charleston, 11/25/20
Blk	1 at Iowa State, 12/6/20
Stl	2 vs. Temple, 12/17/20
Asst	2 vs. College of Charleston, 11/25/20
Min	20 vs. College of Charleston, 11/25/20

SEC Career Highs

Pts	
FG	
FGA	2 at Alabama, 1/4/21
3FG	
3FGA	1 vs. Florida, 12/31/20
FT	
FTA	
Reb	1 vs. Florida, 12/31/20
Stl	
Asst	
Min	2 at Alabama, 1/4/21

GAME-BY-GAME

Opponent	Date	gs	min	Total		3-Pointers		Free throws		Rebounds				pf	a	t/o	blk	stl	pts	avg
				fg-fga	pct	3fg-fga	pct	ft-fa	pct	off	def	tot	avg							
COL. OF CHARLESTON	11/25/20	20	4-7	.571	1-2	.500	5-8	.625	0	4	4	4.0	3	2	1	0	0	14	14.0	
vs South Dakota	11/28/20	12	1-3	.333	0-0	.000	0-0	.000	0	0	0	2.0	1	1	0	0	0	2	8.0	
#8/6 NC STATE	12/03/20	5	0-2	.000	0-0	.000	0-0	.000	0	0	0	1.3	0	0	1	0	0	0	5.3	
at #23/18 Iowa State	12/06/20	11	3-5	.600	1-3	.333	1-2	.500	0	1	1	1.3	2	0	3	1	0	8	6.0	
TEMPLE	12/17/20	14	4-8	.500	0-2	.000	3-5	.600	1	2	3	1.6	1	1	0	0	2	11	7.0	
FLORIDA	12/31/20	1	0-1	.000	0-1	.000	0-0	.000	0	1	1	1.5	0	0	0	0	0	0	5.8	
at Alabama	01/04/21	2	0-2	.000	0-0	.000	0-0	.000	0	0	0	1.3	1	0	0	0	0	0	5.0	
Totals		0	65	12-28	.429	2-8	.250	9-15	.600	1	8	9	1.3	8	4	5	1	2	35	5.0

Games played: 7
Minutes/game: 9.3
Points/game: 5.0
FG Pct: 42.9
3FG Pct: 25.0
FT Pct: 60.0

Rebounds/game: 1.3
Assists/game: 0.6
Turnovers/game: 0.7
Assist/turnover ratio: 0.8
Steals/game: 0.3
Blocks/game: 0.1



VICTARIA SAXTON

6-2 • Jr. • Forward • Rome, Ga.

5

Career Stats at South Carolina

Season	gp-gs	min/avg	fg-fga	pct	3fg-fga	pct	ft-fa	pct	off	def	tot	avg	pf	fo	ast	to	blk	stl	pts	avg
2018-19	28-1	291/10.4	40-70	.571	0-0	.000	36-62	.581	51	32	83	3.0	41	0	5	19	35	14	116	4.1
2019-20	33-0	512/15.5	69-121	.570	0-0	.000	39-68	.574	52	76	128	3.9	60	0	10	28	43	29	177	5.4
2020-21	8-7	180/22.5	33-57	.579	0-0	.000	15-26	.577	26	32	58	7.3	18	0	4	14	18	9	81	10.1
TOTAL	69-8	983/14.2	142-248	.573	0-0	.000	90-156	.577	129	140	269	3.9	119	0	19	61	96	52	374	5.4

Career Notables

- Steady contributor off the bench through her first two seasons
- Picked up first career double-double at Mizzou (1/16/20)
- Ranked No. 47 overall and No. 6 forward in the 2018 class
- Averaged 24.3 points and 14.9 rebounds as a senior, leading team to Georgia Class AA Final Four
- Finished high school career as Model's all-time leading scorer (2,622) and averaged a double-double throughout her career

Season Highlights

- Team captain for the second-straight season
- Ranks third in SEC and is tied for 24th in the nation in blocks per game (2.3), is fifth in the SEC in offensive rebounds per game (3.3) and 15th in rebounds per game (7.3) ... in conference play, ranks third in blocks per game (2.0) and sixth in rebound average (9.0)
- Poured in 15 points at Alabama (Jan. 4) and snagged six offensive rebounds to tie her career high, including four in the third quarter to help hold off a Crimson Tide comeback attempt
- Just missed out on a double-double against Florida (Dec. 31), tying her career high with 12 rebounds ... posted three or more blocks for third straight game
- Took over in the fourth quarter against Temple (Dec. 17), scoring 11 of her 16 points in the period to help close out the win
- Continued to play a vital role in the post, with nine points and nine rebounds to go along with three blocks at #23/18 Iowa State
- Made her presence felt with a nine-point, six-rebound performance against #21/20 Gonzaga (Nov. 29)
- Tied her scoring career high in the season opener against Charleston (Nov. 25) scoring 19 points and pulled down a career-best 12 rebounds in the contest

Awards

2019 SEC All-Freshman Team
2x SEC Academic Honor Roll (2018-19, 2019-20)

Miscellaneous

	Season	Career	Record
Double-Doubles	1	2	2-0
10+ Points	3	11	11-0
10+ Rebound	2	3	3-0
5+ Blocks	1	2	2-0
Tm-High Points	1	2	2-0
Tm-High Rebs.	1	4	4-0

Career Highs

Pts..... 19, 2x, last vs. College of Charleston, 11/25/20
FG..... 7, 3x, last vs. Temple, 12/17/20
FGA..... 11 at Alabama, 1/4/21
FT..... 8 vs. Georgia, 2/14/19
FTA..... 8, 4x, last vs. College of Charleston, 11/25/20
Reb..... 12, 2x, last vs. Florida, 12/31/20
Off Reb..... 6, 3x, last at Alabama, 1/4/21
Blk..... 5, 2x, last vs. College of Charleston, 11/25/20
Stl..... 3, 3x, last vs. Florida, 12/31/20
Asst..... 2, 4x, last vs. College of Charleston, 11/25/20
Min..... 31 at Iowa State, 12/6/20

SEC Career Highs

Pts..... 19 at Arkansas, 2/3/19
FG..... 7 at Arkansas, 2/3/19
FGA..... 11 at Alabama, 1/4/21
FT..... 8 vs. Georgia, 2/14/19
FTA..... 8, 3x, last vs. Vanderbilt, 2/17/20
Reb..... 12 vs. Florida, 12/31/20
Off Reb..... 6, 2x, last at Alabama, 1/4/21
Blk..... 4 vs. Auburn, 2/13/20
Stl..... 3, 2x, last vs. Florida, 12/31/20
Asst..... 2 at Ole Miss, 1/30/20
Min..... 30 vs. Florida, 12/31/20

GAME-BY-GAME

Opponent	Date	gs	min	Total		3-Pointers		Free throws		Rebounds				pf	a	t/o	blk	stl	pts	avg	
				fg-fga	pct	3fg-fga	pct	ft-fa	pct	off	def	tot	avg								
COL. OF CHARLESTON	11/25/20	*	18	7-9	.778	0-0	.000	5-8	.625	6	6	12	12.0	1	2	0	5	2	19	19.0	
vs South Dakota	11/28/20	*	15	2-5	.400	0-0	.000	0-0	.000	2	1	3	7.5	2	0	1	2	1	4	11.5	
vs #21/20 Gonzaga	11/29/20	*	22	3-4	.750	0-0	.000	3-4	.750	1	5	6	7.0	2	1	3	0	2	9	10.7	
#8/6 NC STATE	12/03/20	*	15	0-1	.000	0-0	.000	0-0	.000	0	3	3	6.0	4	0	1	0	0	0	8.0	
at #23/18 Iowa State	12/06/20	*	32	4-9	.444	0-0	.000	1-2	.500	3	6	9	6.6	4	1	4	3	0	9	8.2	
TEMPLE	12/17/20		22	7-9	.778	0-0	.000	2-3	.667	3	4	7	6.7	2	0	1	4	0	16	9.5	
FLORIDA	12/31/20	*	30	4-9	.444	0-0	.000	1-2	.500	5	7	12	7.4	1	0	4	3	3	9	9.4	
at Alabama	01/04/21	*	26	6-11	.545	0-0	.000	3-7	.429	6	0	6	7.3	2	0	0	1	1	15	10.1	
Totals			7	180	33-57	.579	0-0	.000	15-26	.577	26	32	58	7.3	18	4	14	18	9	81	10.1

Games played: 8
Minutes/game: 22.5
Points/game: 10.1
FG Pct: 57.9
FT Pct: 57.7

Rebounds/game: 7.3
Assists/game: 0.5
Turnovers/game: 1.8
Assist/turnover ratio: 0.3
Steals/game: 1.1
Blocks/game: 2.3



OLIVIA THOMPSON

5-8 • So. • Guard • Lexington, S.C.

0

Career Stats at South Carolina

Season	gp-gs	min/avg	fg-fga	pct	3fg-fga	pct	ft-fga	pct	off	def	tot	avg	pf	fo	ast	to	blk	stl	pts	avg
2019-20	22-0	111/5.0	13-41	.317	11-36	.306	0-0	.000	1	3	4	0.2	5	0	5	4	1	1	37	1.7
2020-21	7-0	29/4.1	4-11	.364	2-7	.286	0-0	.000	2	2	4	0.6	1	0	0	2	0	1	10	1.4
TOTAL	29-0	140/4.8	17-52	.327	13-43	.302	0-0	.000	3	5	8	0.3	6	0	5	6	1	2	47	1.6

Career Notables

- Began career as a walk-on and earned a scholarship prior to the 2020-21 season
- Great energy, great teammate
- Hit at least one 3-pointer in eight of her 22 games played as a freshman
- SCBCA Class 5A Player of the Year (2019)

Season Highlights

- Has played in seven games this season
- Scored five points in the season opener against Charleston (Nov. 25), including one bucket from beyond the arc

Awards

SEC First-Year Academic Honor Roll (2019-20)

Miscellaneous

	Season	Career	Record
10+ Points	0	1	1-0

Career Highs

Pts	10 vs. Alabama State, 11/5/19
FG	4 vs. Alabama State, 11/5/19
FGA	7 vs. Alabama State, 11/5/19
3FG	2, 3x, last at Florida, 2/27/20
3FGA	6 at Ole Miss, 1/30/20
FT	
FTA	
Reb	2 vs. Florida, 12/31/20
Blk	1 at Clemson, 11/24/19
Stl	1, 2x, last at Alabama, 1/4/21
Asst	2 vs. USC Upstate, 11/21/19
Min	14 at Ole Miss, 1/30/20

SEC Career Highs

Pts	6, 2x, last at Florida, 2/27/20
FG	2, 2x last at Florida, 2/27/20
FGA	6, 2x, last vs. Vanderbilt, 2/17/20
3FG	2, 2x, last at Florida, 2/27/20
3FGA	6 at Ole Miss, 1/30/20
FT	
FTA	
Reb	2 vs. Florida, 12/31/20
Blk	
Stl	1 at Alabama, 1/4/21
Asst	1, 2x, vs. Vanderbilt, 2/17/20
Min	14 at Ole Miss, 1/30/20

GAME-BY-GAME

Opponent	Date	gs	min	Total		3-Pointers		Free throws		Rebounds				pf	a	t/o	blk	stl	pts	avg
				fg-fga	pct	3fg-fga	pct	ft-fga	pct	off	def	tot	avg							
COL. OF CHARLESTON	11/25/20	8		2-4	.500	1-2	.500	0-0	.000	0	0	0	0.0	0	0	1	0	0	5	5.0
vs South Dakota	11/28/20	6		1-1	1.000	1-1	1.000	0-0	.000	0	0	0	0.0	1	0	0	0	0	3	4.0
#8/6 NC STATE	12/03/20	0		0-0	.000	0-0	.000	0-0	.000	0	0	0	0.0	0	0	0	0	0	0	2.7
at #23/18 Iowa State	12/06/20	4		0-1	.000	0-1	.000	0-0	.000	1	0	1	0.3	0	0	1	0	0	0	2.0
TEMPLE	12/17/20	5		1-4	.250	0-3	.000	0-0	.000	1	0	1	0.4	0	0	0	0	0	2	2.0
FLORIDA	12/31/20	5		0-1	.000	0-0	.000	0-0	.000	0	2	2	0.7	0	0	0	0	0	0	1.7
at Alabama	01/04/21	1		0-0	.000	0-0	.000	0-0	.000	0	0	0	0.6	0	0	0	0	1	0	1.4
Totals		0	29	4-11	.364	2-7	.286	0-0	.000	2	2	4	0.6	1	0	2	0	1	10	1.4

Games played: 7
Minutes/game: 4.1
Points/game: 1.4
FG Pct: 36.4
3FG Pct: 28.6

Rebounds/game: 0.6
Turnovers/game: 0.3
Steals/game: 0.1



ELYSA WSOLEK

6-1 • Jr. • Forward • Charleston, S.C.

32

Career Stats at South Carolina

Season	gp-gs	min/avg	fg-fga	pct	3fg-fga	pct	ft-fa	pct	off	def	tot	avg	pf	fo	ast	to	blk	stl	pts	avg
2018-19	12-0	52/4.3	7-20	.350	3-10	.300	6-7	.857	8	2	10	0.8	14	0	2	4	1	1	23	1.9
2019-20	20-0	99/5.0	11-29	.379	4-13	.308	2-2	1.000	4	12	16	0.8	11	0	4	9	1	3	28	1.4
2020-21	6-0	35/5.8	1-4	.250	0-2	.000	0-2	.000	4	6	10	1.7	6	0	0	0	3	1	2	0.3
TOTAL	38-0	186/4.9	19-53	.358	7-25	.280	8-11	.727	16	20	36	0.9	31	0	6	13	5	5	53	1.4

Career Notables

- Hard worker who does what the team needs and keeps a good attitude
- Four-year starter at Northwood Academy including three seasons winning South Carolina Independent School Association (SCISA) 3A state championship (2015, 2016, 2017)
- Amassed over 1,000 points in her high school career, including averaging 18.5 points as a senior

Season Highlights

- Impressed coaches in preseason with offseason work and improvement
- Has played in six games this season
- Played a career-high 16 minutes in the season opener against Charleston (Nov. 25), notching new career bests in rebounds (4) and blocks (2)

Awards

2x SEC Academic Honor Roll (2018-19, 2019-20)

Miscellaneous

	Season	Career	Record
10+ Points	0	1	1-0

Career Highs

Pts	10 vs. ETSU, 11/22/18
FG	3, 2x, last vs. Alabama State, 11/5/19
FGA	5 at Alabama State, 11/11/18
3FG	2 vs. ETSU, 11/22/18
3FGA	3 at Alabama State, 11/11/18
FT	3 at Alabama State, 11/11/18
FTA	3 at Alabama State, 11/11/18
Reb	4 vs. College of Charleston, 11/25/20
Blk	2 vs. College of Charleston, 11/25/20
Stl	2 vs. USC Upstate, 11/21/19
Asst	1, 6x, last at Missouri, 1/16/20
Min	16 vs. College of Charleston, 11/25/20

SEC Career Highs

Pts	5, 2x, last vs. Vanderbilt, 2/17/20
FG	2 vs. Vanderbilt, 2/17/20
FGA	3, 3x, last vs. Vanderbilt, 2/17/20
3FG	1 at Ole Miss, 1/30/20
3FGA	2 at Ole Miss, 1/30/20
FT	2 at Ole Miss, 1/30/20
FTA	2 at Ole Miss, 1/30/20
Reb	2, 2x, last vs. Auburn, 2/13/20
Blk	1, 2x, last at Ole Miss, 1/30/20
Stl	
Asst	1 at Missouri, 1/16/20
Min	12 vs Vanderbilt, 2/17/20

GAME-BY-GAME

Opponent	Date	gs	min	Total		3-Pointers		Free throws		Rebounds				pf	a	t/o	blk	stl	pts	avg
				fg-fga	pct	3fg-fga	pct	ft-fa	pct	off	def	tot	avg							
COL. OF CHARLESTON	11/25/20	16		1-1	1.000	0-0	.000	0-0	.000	2	2	4	4.0	3	0	0	2	0	2	2.0
vs South Dakota	11/28/20	1		0-0	.000	0-0	.000	0-0	.000	0	1	1	2.5	1	0	0	0	0	0	1.0
at #23/18 Iowa State	12/06/20	4		0-1	.000	0-1	.000	0-0	.000	2	0	2	2.3	1	0	0	1	0	0	0.7
TEMPLE	12/17/20	11		0-1	.000	0-0	.000	0-2	.000	0	3	3	2.5	1	0	0	0	1	0	0.5
FLORIDA	12/31/20	2		0-1	.000	0-1	.000	0-0	.000	0	0	0	2.0	0	0	0	0	0	0	0.4
at Alabama	01/04/21	1		0-0	.000	0-0	.000	0-0	.000	0	0	0	1.7	0	0	0	0	0	0	0.3
Totals		0	35	1-4	.250	0-2	.000	0-2	.000	4	6	10	1.7	6	0	0	3	1	2	0.3

Games played: 6
Minutes/game: 5.8
Points/game: 0.3
FG Pct: 25.0
3FG Pct: 0.0
FT Pct: 0.0

Rebounds/game: 1.7
Steals/game: 0.2
Blocks/game: 0.5

Official Basketball Box Score -- Game Totals -- Final Statistics
Col. of Charleston vs #1/1 South Carolina
11/25/20 12:00 pm at Columbia, SC

Col. of Charleston 38 • 0-1,0-0 CAA

#	Player	Total		3-Ptr		Rebounds			PF	TP	A TO Blk Stl				Min
		FG-FGA	FG-FGA	FT-FTA	FT-FTA	Off	Def	Tot			A	TO	Blk	Stl	
15	Arynn Eady	f	2-8	0-0	2-2	4	1	5	5	6	0	2	0	2	24
00	Madison Taylor	g	0-1	0-0	0-0	0	0	0	2	0	0	0	0	1	14
02	Taylor Williams	g	4-21	0-7	1-4	5	0	5	4	9	0	3	1	0	37
05	Tyler Gray	g	1-6	0-0	3-8	0	1	1	5	5	0	1	0	0	23
23	Tyler Collins	g	2-13	0-3	1-2	0	1	1	2	5	0	2	0	1	27
01	Shai Blanding	g	0-0	0-0	0-0	0	0	0	1	0	0	2	0	0	5
04	Amira Williams	g	1-6	0-2	0-2	1	0	1	3	2	0	3	0	1	12
11	Chelsea Wooten	g	2-14	1-9	0-0	1	2	3	1	5	0	4	0	1	21
13	Nia Covington	g	1-2	0-0	0-0	1	0	1	1	2	0	1	0	0	5
20	Anika McGarity	g	0-2	0-2	0-0	0	1	1	3	0	0	0	1	0	16
42	Lexi Maddox	g	0-0	0-0	4-6	0	3	3	3	4	0	0	0	0	8
32	Zoe McCrary	g	0-1	0-0	0-0	1	0	1	1	0	0	0	1	0	8
Team						5	1	6							
Totals			13-74	1-23	11-24	18	10	28	31	38	0	18	3	6	200
1st - FG %: 2-21 9.5% 2nd: 4-17 23.5% 3rd: 4-18 22.2% 4th: 3-18 16.7% Game: 13-74 17.6% Deadball Rebounds 6,1															
3FG %: 0-7 0.0% 1-5 20.0% 0-2 0.0% 0-9 0.0% 1-23 4.3% 11-24 45.8%															
FT %: 3-4 75.0% 4-8 50.0% 0-1 0.0%															

#1/1 South Carolina 119 • 1-0,0-0 SEC

#	Player	Total		3-Ptr		Rebounds			PF	TP	A TO Blk Stl				Min
		FG-FGA	FG-FGA	FT-FTA	FT-FTA	Off	Def	Tot			A	TO	Blk	Stl	
04	Aliyah Boston	f	5-7	0-0	1-2	4	8	12	2	11	1	2	1	0	22
05	Victoria Saxton	f	7-9	0-0	5-8	6	6	12	1	19	2	0	5	2	18
01	Zia Cooke	g	6-11	2-3	4-5	1	0	1	0	18	3	3	0	0	20
02	Destanni Henderson	g	4-7	0-1	3-4	1	5	6	2	11	5	2	1	4	21
12	Brea Beal	g	4-9	0-1	0-1	1	1	2	1	8	1	1	0	1	17
00	Olivia Thompson	g	2-4	1-2	0-0	0	0	0	0	5	0	1	0	0	8
02	Eniya Russell	g	4-7	1-2	5-8	0	4	4	3	14	2	1	0	0	20
11	Destiny Littleton	g	1-6	0-3	5-6	0	8	8	2	7	0	2	0	1	19
15	Laeticia Amihere	g	3-4	0-1	5-9	2	9	11	4	11	2	2	2	0	23
24	Lele Grissett	g	5-6	0-0	3-4	5	5	10	2	13	3	1	2	1	16
32	Elysa Wesolek	g	1-1	0-0	0-0	2	2	4	3	2	0	0	2	0	16
Team						1	2	3							
Totals			42-71	4-13	31-47	23	50	73	20	119	19	15	13	12	200
1st - FG %: 9-18 50.0% 2nd: 12-15 80.0% 3rd: 13-24 54.2% 4th: 8-14 57.1% Game: 42-71 59.2% Deadball Rebounds 11															
3FG %: 0-3 0.0% 1-2 50.0% 2-3 66.7% 1-5 20.0% 4-13 30.8%															
FT %: 12-17 70.6% 7-8 87.5% 6-10 60.0%															

Officials: Saif Esho,Luis Gonzalez,Dawn Marsh
Technical fouls: Col. of Charleston-None. #1/1 South Carolina-None.
Attendance: 3500
2020-21 Women's Basketball. Round: 0. Col. of Charleston vs South Carolina. Pl

Score by periods					1st	2nd	3rd	4th	Total
Col. of Charleston					7	13	8	10	38
#1/1 South Carolina					30	32	34	23	119

Points	In	Off	2nd	Fast	Bench
CC	18	8	8	5	13
SC	74	21	34	43	52

Last FG - CC 4th-00:09, SC 4th-00:45.
Largest lead - CC None, SC by 83 4th-00:45.
CC led for 00:00. SC led for 39:55. Game was tied for 00:05.

Score tied - 0 times.
Lead changed - 0 times.

Official Basketball Box Score -- Game Totals -- Final Statistics
South Dakota vs #1/1 South Carolina
11/28/20 2:00 pm at Sioux Falls, SD

South Dakota 71 • 0-1,0-0 Summit L

#	Player	Total		3-Ptr		Rebounds			PF	TP	A TO Blk Stl				Min
		FG-FGA	FG-FGA	FT-FTA	FT-FTA	Off	Def	Tot			A	TO	Blk	Stl	
30	Jeniah Ugofsky	f	1-3	0-2	1-4	2	3	5	4	3	1	0	0	0	21
34	Hannah Sjerven	c	4-7	0-0	5-8	3	9	12	4	13	2	1	3	3	32
02	Liv Korngable	g	7-14	0-1	2-3	1	5	6	4	16	7	0	0	1	31
22	Chloe Lamb	g	8-24	2-7	0-0	1	3	4	5	18	2	1	0	0	35
42	Maddie Krull	g	6-9	0-2	0-1	0	1	1	4	12	2	2	0	1	31
01	Claudia Kunzer	g	0-0	0-0	0-0	0	1	1	2	0	0	0	0	0	9
03	Macy Guebert	g	0-1	0-1	0-0	0	0	0	0	0	0	1	0	0	3
10	Morgan Hansen	g	1-5	0-2	2-2	0	1	1	0	4	0	1	0	0	11
14	Regan Sankey	g	0-0	0-0	0-0	0	0	0	0	0	0	0	0	0	0+
32	Kyah Watson	g	2-4	0-1	1-2	1	2	3	0	5	0	1	0	0	19
35	Allison Peplowski	g	0-0	0-0	0-0	0	1	1	2	0	1	1	0	0	8
41	Alexi Hempe	g	0-0	0-0	0-0	0	0	0	0	0	0	0	0	0	0+
Team						2	1	3							
Totals			29-67	2-16	11-20	10	27	37	25	71	15	8	3	5	200
1st - FG %: 7-22 31.8% 2nd: 8-16 50.0% 3rd: 5-15 33.3% 4th: 9-14 64.3% Game: 29-67 43.3% Deadball Rebounds 6,2															
3FG %: 0-4 0.0% 1-6 16.7% 0-3 0.0% 1-3 33.3% 2-16 12.5%															
FT %: 2-3 66.7% 4-7 57.1% 1-4 25.0%															

#1/1 South Carolina 81 • 2-0,0-0 SEC

#	Player	Total		3-Ptr		Rebounds			PF	TP	A TO Blk Stl				Min
		FG-FGA	FG-FGA	FT-FTA	FT-FTA	Off	Def	Tot			A	TO	Blk	Stl	
04	Aliyah Boston	f	5-14	0-1	2-4	3	5	8	4	12	4	0	0	4	28
05	Victoria Saxton	f	2-5	0-0	0-0	2	1	3	2	4	0	1	2	1	15
01	Zia Cooke	g	5-16	3-7	6-9	0	5	5	2	19	1	3	0	0	36
02	Destanni Henderson	g	8-13	1-3	2-3	0	9	9	1	19	3	2	0	0	29
12	Brea Beal	g	1-4	0-0	1-4	2	3	5	4	3	3	1	0	0	23
00	Olivia Thompson	g	1-1	1-1	0-0	0	0	0	1	3	0	0	0	0	6
02	Eniya Russell	g	1-3	0-0	0-0	0	0	0	1	2	1	0	0	0	12
11	Destiny Littleton	g	0-1	0-1	0-0	0	0	0	1	0	0	0	0	0	6
15	Laeticia Amihere	g	4-12	0-1	3-6	5	4	9	3	11	1	2	3	0	30
24	Lele Grissett	g	3-3	0-0	2-3	3	2	5	2	8	1	0	0	1	14
32	Elysa Wesolek	g	0-0	0-0	0-0	0	1	1	1	0	0	0	0	0	1
Team						0	0	0							
Totals			30-72	5-14	16-29	15	30	45	22	81	14	9	5	6	200
1st - FG %: 8-18 44.4% 2nd: 6-24 25.0% 3rd: 12-17 70.6% 4th: 4-13 30.8% Game: 30-72 41.7% Deadball Rebounds 11,1															
3FG %: 3-4 75.0% 1-5 20.0% 0-3 0.0% 1-2 50.0%															
FT %: 0-3 0.0% 5-8 62.5% 7-9 77.8%															

Officials: Marla Ann Gearhart,Marcus Clayton,Marty Cook
Technical fouls: South Dakota-None. #1/1 South Carolina-None.
Attendance:
2020-21 Women's Basketball. Round: 0. South Carolina vs South Dakota. Played a

Score by periods						1st	2nd	3rd	4th	Total
South Dakota						16	21	11	23	71
#1/1 South Carolina						19	18	31	13	81

Points	In Paint	Off T/O	2nd Chance	Fast Break	Bench
SD	50	11	2	11	9
SC	42	9	12	27	24

Last FG - SD 4th-00:42, SC 4th-02:50.
Largest lead - SD by 5 2nd-07:10, SC by 21 4th-08:18.
SD led for 05:51. SC led for 31:39. Game was tied for 02:30.

Score tied - 5 times.
Lead changed - 4 times.

Official Basketball Box Score -- Game Totals -- Final Statistics
#1/1 South Carolina vs #21/20 Gonzaga
11/29/20 2:00 pm at Sioux Falls, SD

#1/1 South Carolina 79 • 3-0,0-0 SEC

#	Player	Total		3-Ptr		Rebounds			PF	TP	A TO Blk Stl				Min
		FG-FGA	FG-FGA	FT-FTA	Off	Def	Tot	A			TO	Blk	Stl		
04	Aliyah Boston	f	3-5	0-0	4-6	2	3	5	4	10	0	1	1	1	25
05	Victoria Saxton	f	3-4	0-0	3-4	1	5	6	2	9	1	3	0	2	22
01	Zia Cooke	g	6-17	1-1	3-3	1	3	4	0	16	4	3	0	0	35
03	Destanni Henderson	g	6-11	1-3	10-13	1	2	3	2	23	2	2	0	0	33
12	Brea Beal	g	5-7	0-0	2-4	5	2	7	2	12	1	1	1	1	32
11	Destiny Littleton		0-1	0-1	1-2	0	1	1	1	1	1	0	0	0	10
15	Laeitia Amihire		2-5	0-0	2-5	1	3	4	3	6	2	4	0	0	24
24	Lele Grissett		1-4	0-0	0-4	1	1	2	3	2	1	0	1	2	19
	Team					3	1	4			1				
	Totals		36-54	2-5	25-41	15	21	36	17	79	12	12	4	6	200
1st - FGs: 9-17 52.9% 2nd: 5-14 35.7% 3rd: 8-12 66.7% 4th: 4-11 36.4% Game: 26-54 48.1% Deadball Rebounds: 8															
3rd FT: 1-2 50.0% 4th FT: 0-1 0.0% 5th FT: 0-0 0.0% 6th FT: 0-0 0.0% 7th FT: 0-0 0.0% 8th FT: 0-0 0.0% 9th FT: 0-0 0.0% 10th FT: 0-0 0.0%															
FT %: 6-11 54.5% 3-4 75.0% 1-3 33.3% 1-6 16.7% 13-20 65.0% 25-41 61.0%															

Last FG - SC 4th-00:55, Bama 4th-03:44.
Largest lead - SC by 18 4th-00:55, Bama None.
SC led for 38:12. Bama led for 00:00. Game was tied for 01:48.

2020-21 South Carolina Basketball
South Carolina Points-Rebounds-Assists (as of Jan 04, 2021)
All games

Opponent	Date	Score	THOMPSON, 00	COOKE,ZIA 01	RUSSELL,EN 02	HENDERSON 03	BOSTON,ALI 04	SAXTON,VIC 05	LITTLETON, 11	BEAL,BREA 12	AMHERE,LA 15	GRISSETT,L 24	WESOLEKE 32
CC	11/25/20	119-38 W	5-0-0	18-1-3	14-4-2	11-6-5	11-12-1	19-12-2	7-8-0	8-2-1	11-11-2	13-10-3	2-4-0
vs SD	11/28/20	81-71 W	3-0-0	19-5-1	2-0-1	19-9-3	12-8-4	4-3-0	0-0-0	3-5-3	11-9-1	8-5-1	0-1-0
vs Gonz	11/29/20	79-72 W	DNP	16-4-4	DNP	23-3-2	10-5-0	9-6-1	1-1-1	12-7-1	6-4-2	2-2-1	DNP
NCSU	12/03/20	46-54 L	0-0-0	11-5-1	0-0-0	2-7-6	9-9-0	0-3-0	0-2-0	5-4-0	11-15-2	8-3-0	DNP
at IowaSt	12/06/20	83-65 W	0-1-0	19-1-4	8-1-0	12-4-7	13-15-3	9-9-1	5-7-3	13-4-2	4-2-1	DNP	0-2-0
Temple	12/17/20	103-41 W	2-1-0	23-3-4	11-3-1	8-3-7	14-9-1	16-7-0	6-4-2	5-3-3	11-3-1	7-7-3	0-3-0
UF	12/31/20	75-59 W	0-2-0	26-3-5	0-1-0	2-7-9	28-16-1	9-12-0	DNP	4-1-2	2-3-2	4-2-0	0-0-0
at Bama	01/04/21	77-60 W	0-0-0	18-3-2	0-0-0	20-8-5	5-10-0	15-6-0	DNP	8-10-0	3-5-0	8-4-2	0-0-0

2020-21 South Carolina Basketball
South Carolina Team Game-by-Game Comparison (as of Jan 04, 2021)
All games

Opponent	1st	2nd	Score	Mar	Total FG	FG Pct	3-Pointers	3FG Pct	Free Throws	FT Pct	Rebounds	Assist	T/Over	Block	Steal	Fouls
COL. OF CHARLESTON	62/20	57/18	119-38	+81	42-71/13-74	.592/.176	4-13/1-23	.308/.043	31-47/11-24	.660/.458	73/28	19/0	15/18	13/3	12/6	20/31
South Dakota	37/37	44/34	81-71	+10	30-72/29-67	.417/.433	5-14/2-16	.357/.125	16-29/11-20	.552/.550	45/37	14/15	9/8	5/3	6/5	22/25
#21/20 Gonzaga	38/34	41/38	79-72	+7	26-54/29-55	.481/.527	2-5/9-19	.400/.474	25-41/5-13	.610/.385	36/29	12/20	12/15	4/5	6/4	17/32
#8/6 NC STATE	20/21	26/33	46-54	(8)	20-74/20-68	.270/.294	2-12/4-17	.167/.235	4-11/10-12	.364/.833	54/49	9/10	11/9	6/7	2/2	15/12
#23/18 Iowa State	44/30	39/35	83-65	+18	30-63/23-62	.476/.371	13-26/5-27	.500/.185	10-13/14-16	.769/.875	50/24	21/8	19/10	6/5	1/8	21/10
TEMPLE	44/25	59/16	103-41	+62	39-73/14-60	.534/.233	8-22/4-23	.364/.174	17-25/9-13	.680/.692	54/30	22/6	6/18	7/5	10/1	8/19
FLORIDA	39/18	36/41	75-59	+16	31-79/24-65	.392/.369	3-16/7-17	.188/.412	10-12/4-11	.833/.364	51/39	19/11	15/21	10/2	12/3	14/14
Alabama	37/26	40/34	77-60	+17	31-74/22-56	.419/.393	3-8/4-16	.375/.250	12-24/12-19	.500/.632	55/31	9/9	13/12	4/5	7/5	14/21

Note: Game totals are displayed in the format TEAM/OPPONENT for each category

2020-21 South Carolina Basketball
South Carolina Combined Team Statistics (as of Jan 04, 2021)
Conference games only

RECORD:	OVERALL	HOME	AWAY	NEUTRAL
ALL GAMES	2-0	1-0	1-0	0-0
CONFERENCE	2-0	1-0	1-0	0-0
NON-CONFERENCE	0-0	0-0	0-0	0-0

##	Player	gp-gs	min	avg	Total		3-Point		F-Throw		Rebounds				pf	dq	a	to	blk	stl	pts	avg
					fg-fga	fg%	3fg-fga	3fg%	ft-fga	ft%	off	def	tot	avg								
01	Zia Cooke	2-2	70	35.0	18-39	.462	2-6	.333	6-6	1.000	2	4	6	3.0	4	0	7	5	1	3	44	22.0
04	Aliyah Boston	2-2	71	35.5	13-28	.464	3-5	.600	4-6	.667	8	18	26	13.0	7	0	1	0	6	5	33	16.5
05	Victoria Saxton	2-2	56	28.0	10-20	.500	0-0	.000	4-9	.444	11	7	18	9.0	3	0	0	4	4	4	24	12.0
03	Destanni Henderson	2-2	72	36.0	8-23	.348	1-4	.250	5-6	.833	4	11	15	7.5	1	0	14	5	0	4	22	11.0
24	LeLe Grissett	2-0	37	18.5	5-9	.556	0-1	.000	2-7	.286	4	2	6	3.0	3	0	2	3	1	0	12	6.0
12	Brea Beal	2-2	55	27.5	6-17	.353	0-5	.000	0-0	.000	3	8	11	5.5	6	0	2	2	0	1	12	6.0
15	Laetitia Amihere	2-0	27	13.5	2-12	.167	0-1	.000	1-2	.500	6	2	8	4.0	3	0	2	8	2	1	5	2.5
32	Elysa Wesolek	2-0	3	1.5	0-1	.000	0-1	.000	0-0	.000	0	0	0	0.0	0	0	0	0	0	0	0	0.0
02	Eniya Russell	2-0	3	1.5	0-3	.000	0-1	.000	0-0	.000	0	1	1	0.5	1	0	0	0	0	0	0	0.0
00	Olivia Thompson	2-0	6	3.0	0-1	.000	0-0	.000	0-0	.000	0	2	2	1.0	0	0	0	0	0	1	0	0.0
Team											7	6	13					1				
Total.....		2	400		62-153	.405	6-24	.250	22-36	.611	45	61	106	53.0	28	0	28	28	14	19	152	76.0
Opponents.....		2	400		46-121	.380	11-33	.333	16-30	.533	19	51	70	35.0	35	0	20	33	7	8	119	59.5

TEAM STATISTICS	SC	OPP
SCORING	152	119
Points per game	76.0	59.5
Scoring margin	+16.5	-
FIELD GOALS-ATT	62-153	46-121
Field goal pct	.405	.380
3 POINT FG-ATT	6-24	11-33
3-point FG pct	.250	.333
3-pt FG made per game	3.0	5.5
FREE THROWS-ATT	22-36	16-30
Free throw pct	.611	.533
F-Throws made per game	11.0	8.0
REBOUNDS	106	70
Rebounds per game	53.0	35.0
Rebounding margin	+18.0	-
ASSISTS	28	20
Assists per game	14.0	10.0
TURNOVERS	28	33
Turnovers per game	14.0	16.5
Turnover margin	+2.5	-
Assist/turnover ratio	1.0	0.6
STEALS	19	8
Steals per game	9.5	4.0
BLOCKS	14	7
Blocks per game	7.0	3.5
ATTENDANCE	3500	637
Home games-Avg/Game	1-3500	1-637
Neutral site-Avg/Game	-	0-0

Date	Opponent		Score	Att.
* 12/31/20	FLORIDA	w	75-59	3500
* 01/04/21	at Alabama	w	77-60	637

@ = Bad Boy Mowers Crossover Classic (Sioux Falls, S.D.)

< = SEC/Big 12 Challenge

* = SEC game

Score by Periods	1st	2nd	3rd	4th	Totals
South Carolina	34	42	40	36	152
Opponents	23	21	48	27	119

2020-21 South Carolina Basketball
South Carolina Combined Team Statistics (as of Jan 04, 2021)
All games

RECORD:	OVERALL	HOME	AWAY	NEUTRAL
ALL GAMES	7-1	3-1	2-0	2-0
CONFERENCE	2-0	1-0	1-0	0-0
NON-CONFERENCE	5-1	2-1	1-0	2-0

##	Player	gp-gs	min	avg	Total	3-Point	F-Throw	Rebounds				pf	dq	a	to	blk	stl	pts	avg
					fg-fga	fg%	3fg-fga	3fg%	ft-fga	ft%	off	def	tot	avg					
01	Zia Cooke	8-8	253	31.6	53-124	.427	18-35	.514	26-32	.813	5	20	25	3.1	10	0	24	19	18.8
04	Alyyah Boston	8-8	238	29.8	42-91	.462	5-14	.357	13-20	.650	29	55	84	10.5	23	0	10	8	12.8
03	Destanni Henderson	8-8	253	31.6	34-79	.430	8-20	.400	21-28	.750	9	38	47	5.9	8	0	44	14	12.1
05	Victoria Saxton	8-7	180	22.5	33-57	.579	0-0	.000	15-26	.577	26	32	58	7.3	18	0	4	14	10.1
15	Laetitia Amihere	8-1	153	19.1	19-58	.328	0-6	.000	21-34	.618	23	29	52	6.5	21	1	11	17	7.4
12	Brea Beal	8-8	191	23.9	25-60	.417	4-14	.286	4-11	.364	14	22	36	4.5	17	0	12	9	7.3
24	Lele Grissett	7-0	128	18.3	21-30	.700	0-1	.000	8-24	.333	17	16	33	4.7	15	1	10	6	7.1
02	Eniya Russell	7-0	65	9.3	12-28	.429	2-8	.250	9-15	.600	1	8	9	1.3	8	0	4	5	5.0
11	Destiny Littleton	6-0	75	12.5	5-18	.278	1-9	.111	8-10	.800	2	20	22	3.7	4	0	6	2	3.2
00	Olivia Thompson	7-0	29	4.1	4-11	.364	2-7	.286	0-0	.000	2	2	4	0.6	1	0	0	2	1.4
32	Elysa Wesolek	6-0	35	5.8	1-4	.250	0-2	.000	0-2	.000	4	6	10	1.7	6	0	0	0	0.3
Team											21	17	38				4		
Total.....		8	1600		249-560	.445	40-116	.345	125-202	.619	153	265	418	52.2	131	2	125	100	82.9
Opponents.....		8	1600		174-507	.343	36-158	.228	76-128	.594	89	178	267	33.4	164	5	79	111	57.5

TEAM STATISTICS**SC****OPP**

SCORING	663	460
Points per game	82.9	57.5
Scoring margin	+25.4	-
FIELD GOALS-ATT	249-560	174-507
Field goal pct	.445	.343
3 POINT FG-ATT	40-116	36-158
3-point FG pct	.345	.228
3-pt FG made per game	5.0	4.5
FREE THROWS-ATT	125-202	76-128
Free throw pct	.619	.594
F-Throws made per game	15.6	9.5
REBOUNDS	418	267
Rebounds per game	52.2	33.4
Rebounding margin	+18.9	-
ASSISTS	125	79
Assists per game	15.6	9.9
TURNOVERS	100	111
Turnovers per game	12.5	13.9
Turnover margin	+1.4	-
Assist/turnover ratio	1.3	0.7
STEALS	56	34
Steals per game	7.0	4.3
BLOCKS	55	35
Blocks per game	6.9	4.4
ATTENDANCE	14000	1501
Home games-Avg/Game	4-3500	2-750
Neutral site-Avg/Game	-	2-0

Date	Opponent		Score	Att.
11/25/20	COL. OF CHARLESTON	w	119-38	3500
@ 11/28/20	vs South Dakota	w	81-71	0
@ 11/29/20	vs #21/20 Gonzaga	w	79-72	0
12/03/20	#8/6 NC STATE	L	46-54	3500
< 12/06/20	at #23/18 Iowa State	w	83-65	864
12/17/20	TEMPLE	w	103-41	3500
* 12/31/20	FLORIDA	w	75-59	3500
* 01/04/21	at Alabama	w	77-60	637

@ = Bad Boy Mowers Crossover Classic (Sioux Falls, S.D.)

< = SEC/Big 12 Challenge

* = SEC game

Score by Periods	1st	2nd	3rd	4th	Totals
South Carolina	168	153	200	142	663
Opponents	109	102	134	115	460