

## GAME 8 | MONDAY, JANUARY 4, 2021

#5/4 **SOUTH CAROLINA** (6-1, 1-0 SEC) VS. **ALABAMA** (8-0, 1-0 SEC)

7 P.M. ET | TUSCALOOSA, ALA. | COLEMAN COLISEUM

TV: SEC NETWORK | RADIO: 107.5 FM THE GAME  
 LIVE STATS: GAMECOCKS.STATBROADCAST.COM

### ABOUT TODAY'S GAME

- The Gamecocks and Crimson Tide are meeting in the second SEC game of the season for the second-straight season with both games being in Tuscaloosa.
- South Carolina has won its last 16 games against Alabama, which is every game of the Dawn Staley era.
- The Gamecocks are looking to start the SEC campaign 2-0 for the eighth straight season.

### GAMECOCK NOTABLES

- Dawn Staley's 139 career SEC victories are tied for fifth all-time among league head coaches, matching former Auburn head coach Joe Ciampi. She is second among the league's active head coaches, trailing just Gary Blair at 141 (through 12/31). Her .728 winning percentage is second all-time to Tennessee's Pat Summitt. In her 13th season, Staley accounts for 72.0 percent of South Carolina's all-time 193 SEC wins in its 30th season in the league.
- Unanimous Preseason AP All-American Aliyah Boston has scored in double figures in six of seven games this season with three double-doubles, but heading into SEC play, she was still searching for an attention-grabbing game. She delivered that against Florida (Dec. 31), not just in raw numbers – career-high 28 points, 16 rebounds, four blocks, and three steals – but also in the WAY she scored. Boston was 4-of-6 from the paint, 4-of-7 from midrange and 3-of-5 from 3-point range. She ended the half by bringing the ball full-court after a rebound and hitting a jumper as the time expired. She was the only Gamecock to make a 3 in the game, and her 28 points were the most by a Gamecock since Bianca Cuevas-Moore hit that mark at Tennessee on Feb. 24, 2019.
- Preseason All-SEC selection Zia Cooke moved up to fourth in the SEC in scoring at 18.9 points per game after averaging 22.7 points over the last three games on 53.3 percent shooting. Better shooting has her distributing the ball more, too, averaging 4.3 assists during that stretch.
- Junior point guard Destanni Henderson ranks 21st in the nation with an SEC-best 5.6 assists per game. She has handed out six or more assists in each of the last four games, including a career-high nine against Florida (Dec. 31). Her 3.0 assist-to-turnover ratio is sixth in the SEC.
- Junior Victoria Saxton has been dominating the glass over the last three games, averaging 9.3 rebounds over that stretch, including tying her career high with 12 against Florida (Dec. 31). She has also blocked 3.3 shots per game over that time. Numbers that moved her into 15th and second in the SEC in rebounds and blocks, respectively.

<b>7.3</b> South Carolina is third in the nation with an SEC-best 7.3 blocked shots per game.	<b>+18.1</b> The Gamecocks are fourth in the country with a +18.1 rebounding margin. They have not been out-rebounded this season.	<b>23</b> South Carolina has been ranked in the top five of the last 23 AP Top 25 Polls, the longest active streak in the nation.
<b>24.1</b> The Gamecocks' bench averages 24.1 points per game, scoring at least one third of the team's points in three games this season.	<b>62.0</b> Over the last three games, South Carolina has assisted on 62.0 percent of its made field goals. That number was just 45.8 percent over the first four games.	<b>62.5</b> The Gamecocks are shooting 62.5 percent in the paint over the last three games.

### GAMECOCKS

6-1, 1-0 SEC

Ranking: 5/4 (AP/Coaches)

Head Coach: Dawn Staley

Record at SC: 311-99 (13th)

Career Record: 483-179 (21st)

Top Scorer: Zia Cooke (18.9)

Top Rebounder: Aliyah Boston (10.6)



### CRIMSON TIDE

8-0, 1-0 SEC

Ranking: -/- (AP/Coaches)

Head Coach: Kristy Curry

Record at UA: 124-108 (8th)

Career Record: 433-257 (22nd)

Top Scorer: Jasmine Walker (21.1)

Top Rebounder: Jasmine Walker (9.6)



### SCHEDULE/RESULTS

<b>Nov. 25</b>	<b>Charleston (SECN+)</b>	<b>119-38</b>
<i>Women's Bad Boy Mowers Crossover Classic</i>		
Nov. 28	vs. South Dakota (FloHoops)	W, 81-71
Nov. 29	vs. #21/20 Gonzaga (FloHoops)	W, 79-72
<b>Dec. 3</b>	<b>#8/6 NC State (ESPN2)</b>	<b>L, 46-54</b>
<i>SEC/Big 12 Challenge</i>		
Dec. 6	at #23/18 Iowa State (ESPNU)	W, 83-65
<b>Dec. 17</b>	<b>Temple (SECN)</b>	<b>W, 103-41</b>
<b>Dec. 31</b>	<b>Ole Miss*</b>	<b>Postponed</b>
<b>Dec. 31</b>	<b>Florida* (ESPNU)</b>	<b>W, 75-59</b>
Jan. 4	at Alabama (SECN)	7 p.m.
<b>Jan. 7</b>	<b>Georgia*</b>	<b>TBA</b>
Jan. 10	at Kentucky*	TBA
Jan. 14	at Vanderbilt*	TBA
<b>Jan. 18</b>	<b>Arkansas*</b>	<b>7 p.m.</b>
Jan. 24	at LSU* (SECN)	1 p.m.
Jan. 28	at Mississippi State*	7 p.m.
<b>Jan. 31</b>	<b>Alabama* (SECN)</b>	<b>3 p.m.</b>
Feb. 4	at Auburn*	TBA
Feb. 8	at UConn	TBA
<b>Feb. 11</b>	<b>Missouri* (SECN)</b>	<b>7 p.m.</b>
<b>Feb. 14</b>	<b>LSU* (SECN)</b>	<b>Noon</b>
Feb. 18	at Tennessee (SECN)	7 p.m.
<b>Feb. 21</b>	<b>Kentucky*</b>	<b>TBA</b>
Feb. 28	at Texas A&M*	TBA
<i>SEC Tournament (Greenville, S.C.)</i>		
Mar. 3-7	SEC Tournament	TBA

All Times Listed as Eastern and are subject to change












\* indicates SEC Game

SECN is SEC Network; SECN+ is SEC Network online via ESPN app

### TALE OF THE TAPE

SOUTH CAROLINA	83.7	.449	.343	.635	16.1	57.1	.337	.225	+18.1	16.6	+1.7	7.3	7.0
	Points	FG%	3FG%	FT%	FTM per Game	Scoring Def.	FG% Def.	3FG% Def.	Reb. Margin	Assists	TO Margin	Blocks	Steals
ALABAMA	82.1	.455	.355	.814	18.6	62.4	.398	.312	+6.3	16.8	+2.3	2.4	6.3

# 2020-21 SOUTH CAROLINA MEDIA ROSTER

<b>0</b>		<p><b>Olivia Thompson</b> 5-8 • So. • Guard • Lexington, S.C.</p> <p>PPG <b>1.7</b> RPG <b>0.7</b> APG <b>0.0</b> FG% <b>.364</b> FT% <b>—</b></p>	<p><b>LAST GM:</b> 2 rebs, 5 min vs. Florida <b>NOTABLE:</b> Good outside shooter ... has played in four games this season, hitting a 3 in two ... 2019 SCBCA Class 5A Player of the Year and SC HS Sports Report co-Statewide Player of the Year.</p>	<p><b>Career Highs</b> <b>Pts:</b> 10 vs. Alabama St., 11/5/19 <b>Ast:</b> 2 vs. USC Upstate, 11/21/19 <b>Stl:</b> 1 vs. Arkansas, 3/7/20 <b>Reb:</b> 2 vs. Florida, 12/31/20 <b>Min:</b> 14 at Ole Miss, 1/30/20</p>
<b>1</b>		<p><b>Zia Cooke</b> 5-9 • So. • Guard • Toledo, Ohio <i>ZY-uh COOK</i></p> <p>PPG <b>18.9</b> RPG <b>3.1</b> APG <b>3.1</b> FG% <b>.421</b> FT% <b>.813</b></p>	<p><b>LAST GM:</b> 26 pts, 5 assts, 2 stls vs. Florida <b>NOTABLE:</b> Explosive, athletic guard who finds the rim and has great body control ... 4th in SEC in ppg, 6th in 3FG/gm ... last 3 gms – 22.7 ppg, .533 FG%, 4.3 apg ... Naismith, Wade and Wooden Watch Lists.</p>	<p><b>Career Highs</b> <b>Pts:</b> 27 at Dayton 11/13/19 <b>Reb:</b> 7 at Dayton, 11/13/19 <b>Ast:</b> 5, 2x, vs. Florida, 12/31/20 <b>Stl:</b> 4 vs. USC Upstate, 11/21/19 <b>Min:</b> 37 vs. Florida, 12/31/20</p>
<b>2</b>		<p><b>Eniya Russell</b> 6-1 • Fr. • Guard • Baltimore, Md. <i>ih-NYE-uh</i></p> <p>PPG <b>5.8</b> RPG <b>1.5</b> APG <b>0.7</b> FG% <b>.462</b> FT% <b>.600</b></p>	<p><b>LAST GM:</b> 1 reb, 1 min vs. Florida <b>NOTABLE:</b> Great passer, can shoot deep 3, gets to the rim, strong pull-up game ... played in 6 games, including SEC opener ... 2 games of 10+ points ... scored 14.9 points per game as a senior.</p>	<p><b>Career Highs</b> <b>Pts:</b> 14 vs. Charleston, 11/25/20 <b>Reb:</b> 4 vs. Charleston, 11/25/20 <b>Ast:</b> 2 vs. Charleston, 11/25/20 <b>Stl:</b> 2 vs. Temple, 12/17/20 <b>Min:</b> 20 vs. Charleston, 11/25/20</p>
<b>3</b>		<p><b>Destanni Henderson</b> 5-7 • Jr. • Guard • Fort Myers, Fla. <i>DES-tuh-nee</i></p> <p>PPG <b>11.0</b> RPG <b>5.6</b> APG <b>5.6</b> FG% <b>.429</b> FT% <b>.727</b></p>	<p><b>LAST GM:</b> 2 pts, 9 assts, 3 stls vs. Florida <b>NOTABLE:</b> Confident, explosive guard ... 1st in SEC in apg, 6th in A:TO (3.0) ... last 4 gms – 7.3 apg ... 21.0 ppg in Crossover Classic to earn MVP ... 2020 SEC All-Tournament Team, 2019 SEC All-Freshman Team.</p>	<p><b>Career Highs</b> <b>Pts:</b> 23 vs. Gonzaga, 11/29/20 <b>Reb:</b> 9 vs. S. Dakota, 11/28/20 <b>Ast:</b> 9 vs. Florida, 12/31/20 <b>Stl:</b> 5 at Temple, 12/7/19 <b>Min:</b> 38, 2x, vs. Florida, 12/31/20</p>
<b>4</b>		<p><b>Aliyah Boston</b> 6-5 • So. • For. • St. Thomas, U.S.V.I. <i>uh-LEE-uh</i></p> <p>PPG <b>13.9</b> RPG <b>10.6</b> BPG <b>1.6</b> FG% <b>.494</b> FT% <b>.667</b></p>	<p><b>LAST GM:</b> 28 pts, 16 rebs, 4 blks vs. Florida <b>NOTABLE:</b> Team captain ... physical post who loves contact, good range ... 23rd in NCAA in rpg, 3rd in SEC ... 2020 National Freshman of the Year, Lisa Leslie Award winner ... Preseason All-America, Naismith, Wade and Wooden Watch Lists.</p>	<p><b>Career Highs</b> <b>Pts:</b> 28 vs. Florida, 12/31/20 <b>Reb:</b> 25 vs. Arkansas, 1/9/20 <b>Blk:</b> 10 vs. Alabama St., 11/5/19 <b>Stl:</b> 4, 2x, S. Dakota, 11/28/20 <b>Min:</b> 36 vs. Florida, 12/31/20</p>
<b>5</b>		<p><b>Victoria Saxton</b> 6-2 • Jr. • Forward • Rome, Ga. <i>vic-TAR-ee-uh</i></p> <p>PPG <b>9.4</b> RPG <b>7.4</b> BPG <b>2.4</b> FG% <b>.587</b> FT% <b>.632</b></p>	<p><b>LAST GM:</b> 9 pts, 12 rebs, 3 blks vs. Florida <b>NOTABLE:</b> Team captain ... lithe, athletic forward, quick off the floor, great rebounder and shot blocker ... 29th in NCAA in bpg ... 14th in SEC in off. rpg (2.5) ... last 2 gms – 12.5 ppg, 8.0 rpg ... 2019 SEC All-Freshman Team.</p>	<p><b>Career Highs</b> <b>Pts:</b> 19, 2x, Charleston, 11/25/20 <b>Reb:</b> 12, 2x, vs. Florida, 12/31/20 <b>Blk:</b> 5, 2x, Charleston, 11/25/20 <b>Stl:</b> 3, 3x, vs. Florida, 12/31/20 <b>Min:</b> 32 at Iowa State, 12/6/20</p>
<b>11</b>		<p><b>Destiny Littleton</b> 5-9 • Jr. • Guard • San Diego, Calif.</p> <p>PPG <b>3.2</b> RPG <b>3.7</b> APG <b>1.0</b> FG% <b>.277</b> FT% <b>.800</b></p>	<p><b>LAST GM:</b> 6 pts, 2 assts, 2 stls vs. Temple <b>NOTABLE:</b> Big guard, prolific scorer ... returning from procedure to alleviate chronic ankle issues while sitting out last season due to NCAA transfer rules ... played in 6 games, unavailable vs. Florida ... last 2 gms – 5.5 ppg, 5.5 rpg, 2.5 apg.</p>	<p><b>Career Highs</b> <b>Pts:</b> 22 vs. Northwestern St., 12/29/18* <b>Reb:</b> 8, 2x, vs. Charleston, 11/25/20 <b>Ast:</b> 7 vs. Northwestern St., 12/29/18* <b>Stl:</b> 3, 2x, at Oklahoma St., 2/12/19* <b>Min:</b> 34, 2x, vs. Kansas St., 2/17/19* <small>* indicates set prior to South Carolina</small></p>
<b>12</b>		<p><b>Brea Beal</b> 6-1 • So. • Guard • Rock Island, Ill. <i>BREE</i></p> <p>PPG <b>7.1</b> RPG <b>3.7</b> APG <b>1.7</b> FG% <b>.389</b> FT% <b>.364</b></p>	<p><b>LAST GM:</b> 4 pts, 2 assts vs. Florida <b>NOTABLE:</b> Big, physical guard who got stronger in offseason ... brings intangibles, incredible competitiveness ... takes toughest defensive assignment ... last 3 gms – 2.3 apg, ... Cheryl Miller Award Watch List.</p>	<p><b>Career Highs</b> <b>Pts:</b> 15 vs. Kentucky, 1/2/20 <b>Reb:</b> 13 at Missouri, 1/16/20 <b>Ast:</b> 4, 2x, vs. App State, 11/17/19 <b>Stl:</b> 3, 4x, vs. Miss. State, 1/20/20 <b>Min:</b> 32 vs. Indiana, 11/28/19</p>
<b>15</b>		<p><b>Laeticia Amihere</b> 6-4 • So. • For. • Mississauga, Ontario <i>luh-TEE-shuh ah-MEE-hear</i></p> <p>PPG <b>8.0</b> RPG <b>6.7</b> BPG <b>1.4</b> FG% <b>.353</b> FT% <b>.625</b></p>	<p><b>LAST GM:</b> 2 pts, 3 rebs, 2 blks vs. Florida <b>NOTABLE:</b> Explosive, athletic forward with solid guard skills ... showing confidence and skills that made her No. 10 overall recruit in Class of 2019 ... played in every game, one start ... 12th in offensive rebounds (2.7), 13th in bpg.</p>	<p><b>Career Highs</b> <b>Pts:</b> 16 at Ole Miss, 1/30/20 <b>Reb:</b> 15 vs. NC State, 12/3/20 <b>Blk:</b> 3, 5x, vs. S. Dakota, 11/28/20 <b>Stl:</b> 3 vs. Purdue, 12/15/19 <b>Min:</b> 30 vs. S. Dakota, 11/28/20</p>
<b>24</b>		<p><b>LeLe Grissett</b> 6-2 • Sr. • G/F • Durham, N.C. <i>LEE-lee grih-SET</i></p> <p>PPG <b>7.0</b> RPG <b>4.8</b> APG <b>1.3</b> FG% <b>.720</b> FT% <b>.353</b></p>	<p><b>LAST GM:</b> 4 pts, 2 rebs, 12 mins vs. Florida <b>NOTABLE:</b> Long, versatile and high-energy guard who can play any position on the floor ... aggressive perimeter defender ... missed Iowa State game with head injury, solid return vs. Temple.</p>	<p><b>Career Highs</b> <b>Pts:</b> 22 at Vanderbilt, 1/18/18 <b>Reb:</b> 10, 2x, vs. Charleston, 11/25/20 <b>Ast:</b> 4, 2x, vs. Arkansas, 3/7/20 <b>Stl:</b> 4, 2x, vs. Georgia, 3/6/20 <b>Min:</b> 29 vs. Tennessee, 1/14/18</p>
<b>32</b>		<p><b>Elysa Wesolek</b> 6-1 • Jr. • Forward • Charleston, S.C. <i>uh-LISS-uh WES-uh-leck</i></p> <p>PPG <b>0.4</b> RPG <b>2.0</b> BPG <b>0.6</b> FG% <b>.250</b> FT% <b>.000</b></p>	<p><b>LAST GM:</b> 2 mins vs. Florida <b>NOTABLE:</b> Solid shooting forward ... has played in 5 games so far ... appeared in 20 games in 2019-20, including 10 of 16 SEC contests ... has one double-figure scoring game in her career ... 2018 SCISA Miss Basketball.</p>	<p><b>Career Highs</b> <b>Pts:</b> 10 vs. ETSU, 11/22/18 <b>Reb:</b> 2, 8x, vs. Auburn, 2/13/20 <b>Ast:</b> 1, 6x, at Missouri, 1/16/20 <b>Stl:</b> 2 vs. USC Upstate, 11/21/19 <b>Min:</b> 12 vs. Vanderbilt, 2/17/20</p>

## QUICK FACTS

### The University

**Location:** Columbia, S.C.  
**Founded:** 1801  
**Enrollment:** 33,176  
**Colors:** Garnet (PMS 202C) and Black  
**Nickname:** Gamecocks  
**Conference:** Southeastern  
**President:** Bob Caslen  
**Athletics Director:** Ray Tanner  
**Facility:** Colonial Life Arena (18,000)

### Coaching Staff

**Head Coach:** Dawn Staley  
**Alma Mater:** Virginia, 1992  
**Overall Record:** 483-179 (21st season)  
**School Record:** 311-99 (13th season)  
**Assoc. Head Coach, Alma Mater:**  
 Lisa Boyer, Ithaca, 1979 (13th season)  
**Assistant Coaches, Alma Mater:**  
 Fred Chmiel, Excelsior, 2001 (6th season)  
 Jolette Law, Iowa, 1990 (4th season)

### Team Information

**2019-20 Record:** 32-1  
 Home: 15-0 Away: 12-0 Neutral: 5-1  
**SEC Record (Finish):** 16-0 (1st)  
 Home: 8-0 Away: 8-0  
**Letterwinners Returning/Lost:** 9/2  
**Starters Returning/Lost:** 3/2

### Program History

**First Year of Women's Basketball:** 1974-75  
**All-Time Record:** 891-528 (47th season)  
**All-Time SEC Record:** 193-67 (30th season)  
**NCAA Appearances (Last):** 16 (2019)  
**NCAA Tournament Record:** 28-14  
**2019 NCAA Result:** Sweet 16, L, 68-93 vs. Baylor, Greensboro, N.C.  
**WNIT Appearances (Last):** 4 (2011)  
**WNIT Record:** 3-4

### Media Relations

**Women's Basketball Contact:** Diana Koval  
**Office:** 803.777.7977  
**Cell:** 314.369.6050  
**Email:** dkoval@mailbox.sc.edu  
**Press Row Phone:** 803.777.6182  
**Women's Basketball on Social Media:**  
**Twitter:** @GamecockWBB  
**Instagram:** @GamecockWBB  
**Facebook:** @GamecockWBB  
**TikTok:** @GamecockWBB  
**Head Coach on Social Media**  
**Twitter:** @DawnStaley  
**Instagram:** @Staley05  
**Athletics Department on the Web**  
**Website:** GamecocksOnline.com  
**Twitter:** @GamecocksOnline  
**Instagram:** @GamecocksOnline  
**Facebook:** Facebook.com/GamecocksOnline  
**YouTube:** YouTube.com/GamecocksOnline

### Five-Second Count

South Carolina women's basketball is in the midst of its most successful era, claiming at least 20 wins for the last nine seasons, including four 30-win seasons in the last six campaigns. The Gamecocks have played in the NCAA Elite Eight three times in the last five NCAA Tournaments, including winning the 2017 National Championship, and have been ranked in the AP Top 25 for 157 consecutive weeks. Staley led the Gamecocks to their only No. 1 rankings in program history (12 weeks in 2014-15, 10 weeks in 2019-20, 2 weeks in 2020-21), five SEC regular-season titles and five SEC Tournament championships.

Under Staley's leadership, six Gamecocks have earned All-America status, two have earned SEC Player of the Year honors and 19 have picked up All-SEC recognition at least once. Eight Gamecocks have been selected in the WNBA Draft in the last five years, including 2018 No. 1 overall pick Aja Wilson, who went on to become the Gamecocks' second-straight WNBA Rookie of the Year (2018) and the program's first WNBA MVP (2020).

### Alabama Series Notes

The Gamecocks lead the all-time series 26-15 after winning the last 16 meetings with the Crimson Tide. During the current streak, just one game was decided by single digits – a 62-59 win on Jan. 6, 2019, in Columbia.

In their last trip to Tuscaloosa (Jan. 5, 2020), the Gamecocks locked the Crimson Tide down in the first quarter and held off a comeback late in the third to take home a 93-78 victory. Then-freshman Zia Cooke posted the first of her four 20-point SEC games to lead five Gamecocks in double figures. Then-freshman Aliyah Boston recorded the first of her South Carolina-record seven SEC double-doubles in the game as well, including nine points and seven boards in the third quarter to keep the Gamecock lead in double digits.

### Road Ready

The Gamecocks are 271-256 all-time in road games, including a 96-42 mark under head coach Dawn Staley. Staley's .696 winning percentage on the road is the best of the Gamecocks' seven head coaches all-time.

In SEC road games, Gamecocks are 65-30 (.684) during Staley's tenure.

### Ranking Review

The Gamecocks are ranked No. 5 in the AP Poll and No. 4 in the USA Today Coaches' Poll for the fourth-straight week.

Ranked in the AP Top 25 for the last 157 consecutive

## WHAT MATTERS

South Carolina head coach Dawn Staley picked "What Matters" as this season's theme, reflecting the value of knowing what matters most to you – your why – and how focusing on that provides a navigational guide through challenging times.

Each Gamecock wrote her own personal statement of "What Matters" to her. Pieces of each statement were blended together as a script for the video that launched the team.

That video and each Gamecocks' personal "What Matters" statement can be found at [GamecocksOnline.com/WhatMatters](http://GamecocksOnline.com/WhatMatters).

weeks, South Carolina has the fourth-longest active streak in the nation.

### Schedule Strength

South Carolina's three games against ranked opponents are the second-most by a top-25 team at this point in the season, trailing only No. 18/21 DePaul and No. 13/11 Kentucky, which have each played four such games (through Sunday). No. 10/10 Arkansas and No. -/25 South Dakota State have each played three ranked opponents this season as well.

The Gamecocks' 23-game schedule includes eight games against teams ranked in the most recent AP Top 25 and USA Today Coaches' Poll.

### Staley's Stand

In her 21st season as a head coach, Dawn Staley has a .730 (483-179) winning percentage, which ranks 13th in the nation among active head coaches with at least 10 seasons of experience (seventh among Power 5 conference coaches). The unanimous 2020 National Coach of the Year, she became the first person to win both a Naismith Player of the Year Trophy and a Naismith Coach of the Year Trophy.

Leading the Gamecocks for the 13th season, Staley is the program's all-time winningest coach (311) with a program-record nine postseason appearances (8 NCAA/1 WNIT). She accounts for both of the Gamecocks' Final Four appearances (2015, 2017) and the first national championship in program history.

After winning five SEC regular-season titles, Staley has won 139 SEC games to rank second among active league coaches (Gary Blair, Texas A&M, 141) and fifth all-time. Entering this season, her 11.5 SEC wins average is the best all-time among coaches with at least 10 seasons in the

## GAMECOCKS IN THE RANKINGS (thru games of 12/31)

Team	SEC	NCAA	Actual
Scoring Offense	4	26	83.7
Scoring Defense	5	36	57.1
Scoring Margin	2	14	+26.6
Field Goal Percentage	10	55	.449
Field Goal %age Def.	4	23	.337
3-Point FG %age	7	86	.343
3-Point FG %age Def.	2	17	.225
3-Point FG Made/Gm.	10	211	5.3
Free Throw Percentage	11	256	.635
Rebounding Offense	1	3	51.9
Rebounding Defense	6	—	33.7
Rebounding Margin	1	4	+18.1
Assists Per Game	6	52	16.6
Steals Per Game	12	205	7.0
Turnover Margin	11	113	+1.7
Turnovers Per Game	—	20	12.4
Assist-to-Turnover Ratio	3	20	1.3
Blocked Shots Per Game	1	3	7.3
Home Attendance Avg.	1	1	3,500

Aliyah Boston	SEC	NCAA	Actual
Rebounding Avg.	3	23	10.6
Blocked Shots Per Game	8	99	1.6
Off. Rebs. Per Game	3	—	3.7
Zia Cooke	SEC	NCAA	Actual
Scoring Avg.	4	64	18.9
FT Percentage	8	126	.813
Made 3s Per Game	6	120	2.3
Minutes Played Per Game	9	—	31.4
Destanni Henderson	SEC	NCAA	Actual
Assists Per Game	1	21	5.6
Assist-to-Turnover Ratio	6	36	3.0
Victoria Saxton	SEC	NCAA	Actual
Rebounding Avg.	15	211	7.4
Blocked Shots Per Game	2	26	2.4
Off. Rebs. Per Game	8	—	2.9

## CURRENT STREAKS

	Total	Home	Road	Neut.
Overall	W3	W2	W16	W7
SEC	W17	W9	W13	—
Non-Conference	W2	W1	W5	W7
Ranked Teams	W1	L1	W4	W4



shot with three ranking among the SEC's top 15.

Victoria Saxton's 2.4 blocks per game are second in the SEC and 26th in the nation. She got that number started with a career-high tying five against Charleston (Nov. 25) and has blocked multiple shots in a game four times in her first six outings.

With seven blocks in the last two games, Boston has moved up to eighth in the SEC with 1.6 per game; and Laeticia Amihere's 1.4 blocks per game are 13th.

**Free for All**

The Gamecocks continue to get to the free throw line at one of the highest rates in the country. South Carolina's 25.5 free throw attempts per game are fourth the nation, trailing UIC (25.9), Arkansas (25.8) and Georgia Southern (25.7). The Gamecocks make 16.1 free throws per game, which is ninth in the country.

Through seven games this season, South Carolina has made more free throws (113) than their opponents have attempted (109).

Laeticia Amihere and Zia Cooke lead the parade to the line with 32 attempts each. Cooke's .831 free throw percentage is eighth in the SEC

**Numbers Game**

South Carolina's home opener against College of Charleston (Nov. 25) created a variety of new offensive and rebounding entries in the record books.

**119 points:** Staley-era record, tied for third in program history

**+81 margin of victory:** Staley-era record, second in program history

**42 made field goals:** Staley-era record

**73 rebounds:** Staley-era record, second in program history

**+45 rebounding margin:** Staley-era record, second in program history

**50 defensive rebounds:** Program record

**4 double-doubles:** Program record

**7 score in double figures:** Program record

**Everybody's All-American**

Of the 11 Gamecocks on the 2020-21 roster, six were McDonald's All-Americans in high school – Brea Beal, Aliyah Boston, Zia Cooke, Destanni Henderson, Destiny Littleton and Eniya Russell.

At South Carolina, Staley has coached 13 McDonald's All-Americans, including 10 who joined the Gamecocks as freshmen.

**Great Gamecock Fans**

South Carolina has led the nation in attendance for the last six seasons, averaging at least 11,000 fans in each of those campaigns.

While the 2020-21 season will see far fewer fans in the stands around the nation due to restrictions in place to mitigate the COVID-19 pandemic, the Gamecocks still expect to be among the nation's leaders in attendance based on the fact that Colonial Life Arena, which has a maximum capacity of 3,500 under the restrictions, is among the largest arenas in women's college basketball.

With paid attendance of 3,500 at each of the first four home games, South Carolina holds the three highest attendance games of the season.

**They Got Next**

The Gamecocks signed the No. 1 recruiting class in the country in November as Staley and her staff added four

signees from the Class of 2021. All four are ranked among the top 14 players in the class, including the Nos. 2, 3 and 4 entries.

**Sania Feagin (6-3, F, Ellenwood, Ga.)**

- No. 4 in Class of 2021
- 2021 Jersey Mike's Naismith Trophy Watch List
- 2020 Georgia Gatorade Player of the Year and 6A First-Team All-State
- 2019-20 stats: 17.2 ppg, 10.4 rpg, 3.6 bpg

**Bree Hall (5-11, G, Dayton, Ohio)**

- No. 14 in Class of 2021
- 2021 Jersey Mike's Naismith Trophy Watch List
- 2020 Div. I All-Ohio Second Team
- 2019-20 stats: 21.4 ppg, 7.4 rpg, .555 FG percentage

**Raven Johnson (5-8, G, Atlanta, Ga.)**

- No. 2 in Class of 2021
- 2021 Jersey Mike's Naismith Trophy Watch List
- 2020 Georgia All-Classification Player of the Year
- Led team to three straight state championships
- 2019-20 stats: 15.0 ppg, 3.9 apg, 4.3 spg

**Saniya Rivers (6-0, G, Wilmington, N.C.)**

- No. 3 in Class of 2021
- 2021 Jersey Mike's Naismith Trophy Watch List
- Two-time NC Gatorade Player of the Year
- 2020 All-Area Player of the Year
- 2019-20 stats: 25.0 ppg, 11.7 rpg, 6.3 spg

**2020-21 DOUBLE-DOUBLES**

**Aliyah Boston (3)**

11/25	College of Charleston	11 pts/12 rebs
12/6	at Iowa State	13 pts/15 rebs
12/31	Florida	28 pts/16 rebs

**Laeticia Amihere (2)**

11/25	College of Charleston	11 pts/11 rebs
12/3	NC State	11 pts/15 rebs

**LeLe Grissett (1)**

11/25	College of Charleston	13 pts/10 rebs
-------	-----------------------	----------------

**Victoria Saxton (1)**

11/25	College of Charleston	19 pts/12 rebs
-------	-----------------------	----------------

**GAMES LED TEAM IN ... (includes ties for team lead)**

Scoring	2020-21	Career	Record
Zia Cooke	4	15	14-1
Destanni Henderson	2	7	6-1
Aliyah Boston	1	8	8-0
Laeticia Amihere	1	2	1-1
Victoria Saxton	1	2	2-0
LeLe Grissett	0	3	3-0
Destiny Littleton	0	3*	2-1
Brea Beal	0	1	1-0

Rebounding	2020-21	Career	Record
Aliyah Boston	4	29	29-0
Laeticia Amihere	2	4	3-1
Destanni Henderson	2	3	3-0
Victoria Saxton	1	4	4-0
LeLe Grissett	0	9	6-3
Brea Beal	0	4	4-0
Destiny Littleton	0	3*	1-2

Assists	2020-21	Career	Record
Destanni Henderson	5	13	12-1
Zia Cooke	1	3	3-0
Aliyah Boston	1	1	1-0
Brea Beal	0	2	2-0
Destiny Littleton	0	2*	2-0
Laeticia Amihere	0	1	1-0
LeLe Grissett	0	1	1-0

\* indicates includes games prior to transfer to SC

**MISCELLANEOUS STATS**

Triple-Doubles	2020-21	Career	Record
Aliyah Boston	0	1	1-0

Double-Doubles	2020-21	Career	Record
Aliyah Boston	3	16	16-0
Laeticia Amihere	2	2	1-1
LeLe Grissett	1	2	1-1
Victoria Saxton	1	2	2-0
Brea Beal	0	1	1-0

20+ Points	2020-21	Career	Record
Zia Cooke	2	7	7-0
Aliyah Boston	1	3	3-0
Destanni Henderson	1	2	2-0
LeLe Grissett	0	1	1-0
Destiny Littleton	0	1*	1-0

10+ Points	2020-21	Career	Record
Zia Cooke	7	31	30-1
Aliyah Boston	6	34	33-1
Destanni Henderson	4	22	21-1
Laeticia Amihere	4	8	7-1
Victoria Saxton	2	10	10-0
Brea Beal	2	8	8-0
Eniya Russell	2	2	2-0
LeLe Grissett	1	14	12-2
Destiny Littleton	0	12*	9-3
Olivia Thompson	0	1	1-0
Elysa Wesolek	0	1	1-0

10+ Rebounds	2020-21	Career	Record
Aliyah Boston	3	19	19-0
Victoria Saxton	2	3	3-0
Laeticia Amihere	2	2	1-1
LeLe Grissett	1	2	1-1
Brea Beal	0	5	5-0

5+ Assists	2020-21	Career	Record
Destanni Henderson	5	12	11-1
Destiny Littleton	0	1*	1-0

5+ Steals	2020-21	Career	Record
Destanni Henderson	0	1	1-0

5+ Blocks	2020-21	Career	Record
Victoria Saxton	1	2	2-0
Aliyah Boston	0	6	6-0

## 2020-21 AWARDS

### Brea Beal

Cheryl Miller Award Watch List (Preseason)

### Aliyah Boston

Naismith Trophy Watch List (Preseason)  
Wade Trophy Watch List (Preseason)  
Lisa Leslie Award Watch List (Preseason)  
Preseason All-America (AP, Lindy's)  
Preseason All-SEC First Team (Coaches, Media)

### Zia Cooke

Naismith Trophy Watch List (Preseason)  
Wade Trophy Watch List (Preseason)  
Ann Meyers Drysdale Award Watch List (Preseason)  
Preseason All-SEC Second Team (Coaches)  
Bad Boy Mowers Crossover Classic All-Tourn. Team

### Destanni Henderson

Bad Boy Mowers Crossover Classic Tournament MVP  
SEC co-Player of the Week (11/25-11/30)

## IN THE STALEY ERA

### Wins

30-Win Seasons.....	4
25-Win Seasons.....	8
20-Win Seasons.....	9
Winning Seasons.....	10

### National Rankings

Weeks in the AP Top 25.....	162
Weeks in the AP Top 10.....	117
Weeks in the AP Top 3.....	54
Weeks at AP No. 1.....	24

### Postseason

NCAA Tournament Appearances.....	8
NCAA Sweet 16s.....	7
NCAA Final Fours.....	2
National Championships.....	1

### In the SEC

Regular-Season Championships.....	5
Regular-Season Top 5 Finishes.....	10
Tournament Championships.....	5

## 2020-21 GAMECOCK ROSTER

No.	Name	Pos.	Ht.	Yr.	Hometown/Last School
0	Olivia Thompson	G	5-8	So.	Lexington, S.C./Lexington
1	Zia Cooke	G	5-9	So.	Toledo, Ohio/Rogers
2	Eniya Russell	G	6-1	Fr.	Baltimore, Md./Saint Vincent Pallotti
3	Destanni Henderson	G	5-7	Jr.	Fort Myers, Fla./Fort Myers
4	Aliyah Boston	F	6-5	So.	St. Thomas, U.S.V.I./Worcester (Mass.) Acad.
5	Victoria Saxton	F	6-2	Jr.	Rome, Ga./Model
11	Destiny Littleton	G	5-9	Jr.	San Diego, Calif./Texas
12	Breanna Beal	G	6-1	So.	Rock Island, Ill./Rock Island
15	Laeticia Amihere	F	6-3	So.	Mississauga, Ontario/Kings Way Christian
24	LeLe Grissett	G/F	6-2	Sr.	Durham, N.C./Hillside
32	Elysa Wesolek	F	6-1	Jr.	Charleston, S.C./Northwood Academy

**Head Coach:** Dawn Staley

**Assoc. Head Coach:** Lisa Boyer, **Assistant Coaches:** Fred Chmiel, Jolette Law

## TEAM SPECIALTY STATS

### South Carolina-Opponent

	Pts. in Paint	Pts. Off TOs	2nd Chance Pts	Fast Break Pts
11/25 CofC	74-18	21-8	34-8	43-5
11/28 vs. USD	42-50	9-11	14-2	27-11
11/30 vs. Gonz.	44-30	12-14	18-6	20-5
12/3 NCSU	28-30	4-6	6-6	12-9
12/6 at ISU	18-36	17-14	15-4	3-6
12/17 Temple	54-16	30-4	20-10	28-3
12/31 Fla.	40-28	18-9	15-9	14-8
1/4 at Ala.				
1/7 Ga.				
1/10 at Ky.				
1/14 at Vandy				
1/18 Ark.				
1/24 at LSU				
1/28 at MSU				
1/31 Ala.				
2/4 at Aub.				
2/8 at UConn				
2/11 Mizzou				
2/14 LSU				
2/18 at Tenn.				
2/21 Ky.				
2/28 at TAM				
<b>Season Avg</b>	<b>42.9-29.7</b>	<b>15.9-9.1</b>	<b>17.1-6.7</b>	<b>21.0-6.7</b>
<b>SEC Avg.</b>	<b>40.0-28.0</b>	<b>18.0-9.0</b>	<b>15.0-9.0</b>	<b>14.0-8.0</b>

## STARTERS VS. BENCH

	SC Starters	Opp. Starters	SC Bench	Opp. Bench
11/25 CofC	67	25	52	13
11/28 vs. USD	57	62	24	9
11/30 vs. Gonz.	70	57	9	15
12/3 NCSU	27	54	19	0
12/6 at ISU	66	57	17	8
12/17 Temple	61	36	42	5
12/31 Miss.	69	6	44	15
1/4 at Ala.				
1/7 Ga.				
1/10 at Ky.				
1/14 at Vandy				
1/18 Ark.				
1/24 at LSU				
1/28 at MSU				
1/31 Ala.				
2/4 at Aub.				
2/8 at UConn				
2/11 Mizzou				
2/14 LSU				
2/18 at Tenn.				
2/21 Ky.				
2/28 at TAM				
<b>Season Avg</b>	<b>59.6</b>	<b>24.1</b>	<b>47.9</b>	<b>9.3</b>
<b>SEC Avg.</b>	<b>69.0</b>	<b>6.0</b>	<b>44.0</b>	<b>15.0</b>

## 2020-21 SCORING DIFFERENTIALS

### Season

<b>Largest lead in a win</b> .....	by 83 (119-36), 4th-0:45, vs. Charleston, 11/25/20
<b>Largest deficit overcome to win</b> .....	by 5 (20-25), 2nd-7:10, vs. South Dakota, 11/28/20
<b>Largest lead given up in a loss</b> .....	by 6 (15-9), 2nd-9:37, vs. NC State, 12/3/20
<b>Largest deficit in a loss</b> .....	by 8 (46-54), 4th-0:06, vs. NC State, 12/3/20

### In SEC Regular Season

<b>Largest lead in a win</b> .....	by 22 (40-18), 3rd-8:51, vs. Florida, 12/31/20
<b>Largest deficit overcome to win</b> .....	
<b>Largest lead given up in a loss</b> .....	
<b>Largest deficit in a loss</b> .....	

## SOUTH CAROLINA'S RECORD WHEN...

	vs. Ranked	SEC	All
Record .....	2-1	1-0	6-1
Playing a ranked opponent.....	2-1		2-1
Playing at home .....	0-1	1-0	3-1
Playing on the road.....	1-0		1-0
Playing at neutral site .....	1-0		2-0
Leading at half .....	2-0	1-0	5-0
Trailing at half .....	0-1		0-1
Tied at half .....			1-0
Playing an overtime game .....			0-0
0 players score in double figures.....			0-0
1 player scores in double figures.....			0-0
2 players score in double figures.....	0-1	1-0	1-1
3 players score in double figures.....	1-0		1-0
4 players score in double figures.....	1-0		2-0
5 players score in double figures.....			1-0
More than 5 players in double figures.....			1-0
Starters out-score opponent's starters.....	2-0	1-0	5-0
Opponent's starters score equal/more.....	0-1		1-1
Bench out-scores opponent's bench.....	1-1		4-1
Opponent's bench scores equal/more.....	1-0	1-0	2-0
Shooting 50% or better .....	1-0		3-0
Shooting between 40-49% .....	1-0		2-0
Shooting between 30-39% .....		1-0	1-0
Shooting less than 30% .....	0-1		0-1
Opponent shoots 50% or better.....			0-0
Opponent shoots between 40-49%.....	1-0		2-0
Opponent shoots between 30-39%.....	1-0		1-0
Opponent shoots between 20-29%.....	0-1	1-0	2-1
Opponent shoots less than 20%.....			1-0
Shooting better than opponent.....	2-0	1-0	5-0
Shooting worse than/equal to opponent.....	0-1		1-1
Having more FTs made than opponent.....	1-0	1-0	5-0
Having equal/fewer FTs made than opponent.....	1-1		1-1
Out-rebounding opponent.....	2-1	1-0	6-1
Having equal/fewer rebounds than opponent.....			0-0
Having fewer TOs than opponent.....	1-0	1-0	4-0
Having equal or more TOs than opponent.....	1-1		2-1
Attempting more FT than 3FG.....	1-0		4-0
Attempting equal/fewer FT than 3FG.....	1-1	1-0	2-1
Making 5 or more 3FGs.....	1-0		3-0
Making fewer than 5 3FGs.....	1-1	1-0	3-1
Making no 3 FGs.....			0-0
Attempting 15 or more 3FGs.....	1-0	1-0	3-0
Attempting fewer than 15 3FGs.....	1-1		3-1
No South Carolina players foul out.....	1-0	1-0	5-0
One or more SC players foul out.....	1-1		1-1
No opposing players foul out.....	1-1	1-0	4-1
One or more opposing players foul out.....	1-0		2-0

	vs. Ranked	SEC	All
Assist at least half of field goals made.....	1-0		2-0
Assist on at least 2/3 of field goals made.....			0-0
Assist on less than half of field goals made.....	1-1	1-0	4-1
Scoring more pts. in paint than opponent.....	1-0	1-0	4-0
Scoring equal/fewer pts. in paint than opp. ....	1-1		2-1
Scoring more pts. off TOs than opponent.....	1-0	1-0	4-0
Scoring equal/fewer pts. off TOs than opp. ....	1-1		2-1
Scoring more 2nd-chance pts.....	2-0	1-0	6-0
Scoring equal/fewer 2nd-chance pts.....	0-1		0-1
Scoring more fast break pts.....	1-1	1-0	5-1
Scoring equal/fewer fast break pts.....	1-0		1-0
Wearing white uniforms.....	0-1	1-0	4-1
Wearing black uniforms.....	2-0		2-0
Wearing garnet uniforms.....			0-0
Playing in November.....	1-0		3-0
Playing in December.....	1-1	1-0	3-1
Playing in January.....			0-0
Playing in February.....			0-0
Playing in March.....			0-0
Playing during the day.....	2-0	1-0	5-0
Playing at night.....	0-1		1-1
Playing on Sunday.....	2-0		2-0
Playing on Monday.....			0-0
Playing on Tuesday.....			0-0
Playing on Wednesday.....			1-0
Playing on Thursday.....	0-1	1-0	2-1
Playing on Friday.....			0-0
Playing on Saturday.....			1-0
Margin is less than 5 pts. ....			0-0
Margin is between 5-9.....	1-1		1-1
Margin is between 10-19.....	1-0	1-0	3-0
Margin is between 20-29.....			0-0
Margin is between 30-39.....			0-0
Margin is between 40-49.....			0-0
Margin is 50 pts. or more.....			2-0
Having a 20-pt. scorer.....	1-0	1-0	3-0
Having a 30-pt. scorer.....			0-0
Scoring 49 points or less.....	0-1		0-1
Scoring 50-59 points.....			0-0
Scoring 60-69 points.....			0-0
Scoring 70-79 points.....	1-0	1-0	2-0
Scoring 80-89 points.....	1-0		2-0
Scoring 90-99 points.....			0-0
Scoring 100 points or more.....			2-0
Opponent scores 49 points or less.....			2-0
Opponent scores 50-59 points.....	0-1	1-0	1-1
Opponent scores 60-69 points.....	1-0		1-0
Opponent scores 70-79 points.....	1-0		2-0
Opponent scores 80-89 points.....			0-0
Opponent scores 90-99 points.....			0-0
Opponent scores 100 points or more.....			0-0

## 2020-21 TEAM HIGH/LOW

South Carolina Highs	South Carolina Lows	Category	Opponent Lows	Opponent Highs
119 vs. Charleston, 11/25	46 vs. NC State, 12/3	<b>Points in Game</b>	38, Charleston, 11/25	72, vs. Gonzaga, 11/29
62 vs. Charleston, 1st, 11/25	20 vs. NC State, 12/3	<b>Points in a Half</b>	16, Temple, 2nd, 12/17	37, vs. South Dakota, 1st, 11/28
34 vs. Charleston, 3rd, 11/25	8 vs. NC State, 12/3	<b>Points in a Quarter</b>	4, Temple, 12/17	23, vs. Gonzaga, 1st, 11/29 23, vs. South Dakota, 3rd, 11/29
42 vs. Charleston, 11/25	20 vs. NC State, 12/3	<b>Field Goals Made</b>	13, Charleston, 11/25	29, vs. Gonzaga, 11/29 29, vs. South Dakota, 11/29
79 vs. Florida, 12/31	54 vs. Gonzaga, 11/29	<b>Field Goal Attempts</b>	55, vs. Gonzaga, 11/29	74, Charleston, 11/25
592 (42-71) vs. Charleston, 11/25	270 (20-74) vs. NC State, 12/3	<b>FG Percentage</b>	.176 (13-74), Charleston, 11/25	.527 (29-55), vs. Gonzaga, 11/29
13 at Iowa State, 12/6	2 vs. NC State, 12/3 2 vs. Gonzaga, 11/29	<b>3-Point FG Made</b>	1, Charleston, 11/25	9, vs. Gonzaga, 11/29
26 at Iowa State, 12/6	5 vs. Gonzaga, 11/29	<b>3-Point FG Attempts</b>	16, vs. South Dakota, 11/28	27, at Iowa State, 12/6
500 (13-26) at Iowa State, 12/6	.167 (2-12) vs. NC State, 12/3	<b>3-Point FG Percentage</b>	.043 (1-23), Charleston, 11/25	.474 (9-19), vs. Gonzaga, 11/25
31 vs. Charleston, 11/25	4 vs. NC State, 12/3	<b>Free Throws Made</b>	4, Florida, 12/31	14, at Iowa State, 12/6
47 vs. Charleston, 11/25	11 vs. NC State, 12/3	<b>Free Throw Attempts</b>	11, Florida, 12/31	24, Charleston, 11/25
833 (10-12) vs. Florida, 12/31	.552 (16-29) vs. S. Dakota, 11/28	<b>FT Percentage</b>	.364 (4-11), Florida, 12/31	.875 (14-16), at Iowa State, 12/6
73 vs. Charleston, 11/25	36 vs. Gonzaga, 11/29	<b>Rebounds</b>	24, at Iowa State, 12/6	49, NC State, 12/3
22 vs. Temple, 12/17	9 vs. NC State, 12/3	<b>Assists</b>	0, Charleston, 11/25	20, vs. Gonzaga, 11/29
12 vs. Charleston, 11/25	1 at Iowa State, 12/6	<b>Steals</b>	1, Temple, 12/17	8, at Iowa State, 12/6
13 vs. Charleston, 11/25	4 vs. Gonzaga, 11/29	<b>Blocked Shots</b>	2, Florida, 12/31	7, NC State, 12/3
19 at Iowa State, 12/6	6 vs. Temple, 12/17	<b>Turnovers</b>	8, vs. South Dakota, 11/28	21, Florida, 12/31
22 vs. South Dakota, 11/28	8, vs. Temple, 12/17	<b>Fouls</b>	10, at Iowa State, 12/6	32, vs. Gonzaga, 11/29

## 2020-21 INDIVIDUAL SUPERLATIVES

Category	South Carolina	Opponent
<b>Points in Game</b>	28 by Aliyah Boston vs. Florida, 12/31	32 by Ashley Joens, at Iowa State, 12/6
<b>Points in a Half</b>	23 by Destanni Henderson vs. Gonzaga, 2nd, 11/21	16 by Ashley Joens, at Iowa State, 2nd, 12/6 16 by Ashley Joens, at Iowa State, 1st, 12/6
<b>Points in a Quarter</b>	15 by Aliyah Boston vs. Florida, 12/31	10 by Ashley Joens, at Iowa State, 3rd, 12/6 10 by Ashley Joens, at Iowa State, 1st, 12/6
<b>Field Goals Made</b>	11 by Aliyah Boston vs. Florida, 12/31	11 by Ashley Joens, at Iowa State, 12/6
<b>Field Goal Attempts</b>	18 by Aliyah Boston vs. Florida, 12/31	24 by Chloe Lamb, vs. South Dakota, 11/28
<b>FG Percentage</b>	.833 (5-6) by LeLe Grissett vs. Charleston, 11/25	.778 (7-9) by Jenn Wirth, vs. Gonzaga, 11/29
<b>3-Point FG Made</b>	5 by Zia Cooke vs. Temple, 12/17	4 by Cierra Walkerr, vs. Gonzaga, 11/29
<b>3-Point FG Attempts</b>	7 by Zia Cooke vs. Temple, 12/17 7 by Zia Cooke vs. South Dakota, 11/28	9 by Chelsea Wooten, Charleston, 11/25
<b>3-Point FG Percentage</b>	.714 (5-7) by Zia Cooke vs. vs. Temple, 12/17	.667 (4-6) by Cierra Walker, vs. Gonzaga, 11/29
<b>Free Throws Made</b>	10 by Destanni Henderson vs. Gonzaga, 11/29	8 by Ashley Joens, at Iowa State, 12/6 8 by Elissa Cunane, NC State, 12/3
<b>Free Throw Attempts</b>	13 by Destanni Henderson vs. Gonzaga, 11/29	8 by Ashley Joens, at Iowa State, 12/6 8 by Elissa Cunane, NC State, 12/3 8 by Hannah Sjerven, vs. South Dakota, 11/28 8 by Tyler Gray, Charleston, 11/25
<b>FT Percentage</b>	1.000 (6-6) by Zia Cooke vs. Florida, 12/31	1.000 (8-8) by Ashley Joens, at Iowa State, 12/6 1.000 (8-8) by Elissa Cunane, NC State, 12/3
<b>Rebounds</b>	16 by Aliyah Boston vs. Florida, 12/31	12 by Jakia Brown-Turner, NC State, 12/3 12 by Kayla Jones, NC State, 12/3 12 by Hannah Sjerven, vs. South Dakota, 11/28
<b>Assists</b>	9 by Destanni Henderson vs. Florida, 12/31	7 by Jill Townsend, vs. Gonzaga, 11/29 7 by Liv Korngable, vs. South Dakota, 11/28
<b>Steals</b>	4 by Aliyah Boston vs. South Dakota, 11/28 4 by Destanni Henderson vs. Charleston, 11/25	3 by Madison Wise, at Iowa State, 12/6 3 by Aubrey Joens, at Iowa State, 12/6 3 by Hannah Sjerven, vs. South Dakota, 11/28
<b>Blocked Shots</b>	5 by Victoria Saxton vs. Charleston, 11/25	4 by Elissa Cunane, NC State, 12/3
<b>Turnovers</b>	4 by Destanni Henderson vs. Florida, 12/31 4 by Victoria Saxton vs. Florida, 12/31 4 by Victoria Saxton at Iowa State, 12/6	6 by Kiara Smith, Florida, 12/31



## THE LAST TIME...

## INDIVIDUAL

## Scored 50 Points

**South Carolina** 51, Jocelyn Penn vs. Stetson, 1/4/03  
**Opponent** Never

## Scored 40 Points

**South Carolina** 51, Jocelyn Penn vs. Stetson, 1/4/03  
**Opponent** 46, Cornelia Gayden, LSU, 1/14/95

## Scored 30 Points

**South Carolina** 31, Te'a Cooper vs. Drake, 11/28/18  
**Opponent** 32, Ashley Joens, at Iowa State, 12/6/20

## Grabbed 20 Rebounds

**South Carolina** 25, Aliyah Boston vs. Arkansas, 1/9/20  
**Opponent** 24, Teaira McCowan, at Mississippi State, 1/17/19

## Grabbed 15 Rebounds

**South Carolina** 16, Aliyah Boston vs. Florida, 12/31/20  
**Opponent** 18, Kiah Gillespie, Florida State, 3/24/19

## Two Players with 20 or More Points

**South Carolina** Aliyah Boston 28/Zia Cooke 26 vs. Florida, 12/31/20  
**Opponent** Alexis Tolefree 22/Amber Ramirez 20, Arkansas, 1/9/20

## Two Players with 10 or More Rebounds

**South Carolina** Aliyah Boston 16/Victoria Saxton 12 vs. Florida, 12/31/20  
**Opponent** Jakia Brown-Turner 12/Kayla Jones 12, NC State, 12/3/20

## Three or More Players with 10 or More Rebounds

**South Carolina** A. Boston 12/V. Saxton 12/L. Amihere 11/L. Grissett 10 vs. Charleston, 11/25/20  
**Opponent** W. Rolle 12/J. Breland 10/L. Broomfield 10, vs. North Carolina, 12/19/10

## Had 10 Assists

**South Carolina** 10, Tyasha Harris vs. Mississippi State, 3/8/20  
**Opponent** 12, Channise Lewis, Maryland, 11/18/18

## Had Five Steals

**South Carolina** 5, Destanni Henderson at Temple, 12/7/19  
**Opponent** 6, Cierra Dillard/5, Summer Hemphill, vs. Buffalo, 3/24/18

## Had Five Blocked Shots

**South Carolina** 5, Victoria Saxton vs. Charleston, 11/25/20  
**Opponent** 9, Ae'Rianna Harris, Purdue, 12/15/19

## Had 20 Points and 20 Rebounds

**South Carolina** Aja Wilson (27 pts/24 rebs) vs. LSU, 2/22/18  
**Opponent** Teaira McCowan (26 pts/24 rebs) at Mississippi State, 1/17/19

## Had a Double-Double

**South Carolina** Aliyah Boston (28 pts/16 rebs) vs. Florida, 12/31/20  
**Opponent** J. Brown-Turner (11 pts/12 rebs)/Kayla Jones (16 pts/12 rebs), NC State, 12/3/20

## Two Players had a Double-Double

**South Carolina** L. Amihere (11 pts/11 rebs) / A. Bason (11 pts/12 rebs) / L. Grissett (13 pts/10 rebs) / V. Saxton (19 pts/12 rebs) vs. Charleston, 11/25/20  
**Opponent** J. Brown-Turner (11 pts/12 rebs)/Kayla Jones (16 pts/12 rebs), NC State, 12/3/20

## Three or More Players had a Double-Double

**South Carolina** L. Amihere (11 pts/11 rebs) / A. Bason (11 pts/12 rebs) / L. Grissett (13 pts/10 rebs) / V. Saxton (19 pts/12 rebs) vs. Charleston, 11/25/20  
**Opponent** Shakira Austin (10 pts/16 rebs) / Kaila Charles (17 pts/10 rebs) / Channise Lewis (10 pts/12 assts), Maryland, 11/18/18

## Had a Triple-Double

**South Carolina** Aliyah Boston (12 pts/12 rebs/10 blks) vs. Alabama State, 11/5/19  
**Opponent** Never

## TEAM

## Scored 100 Points

**South Carolina** 103 vs. Temple, 12/17/20  
**Opponent** 103, Clemson, 11/21/03

## Won by 30 or More Points

**South Carolina** 103-41 (62) vs. Temple, 12/17/20  
**Opponent** 66-34 (32), Georgia, 3/4/11

## Shot 65% or Better from the Field

**South Carolina** .667 (36-54) at Vanderbilt, 1/18/18  
**Opponent** Never

## Shot 60% or Better from the Field

**South Carolina** .603 (35-58) at Georgia, 1/26/20  
**Opponent** .604 (29-48), Vanderbilt, 1/18/01

## Shot 50% or Better from the Field

**South Carolina** .534 (38-73) vs. Temple, 12/17/20  
**Opponent** .527 (29-55), vs. Gonzaga, 11/29/20

## No Players in Double-Figure Points

**South Carolina** at Auburn, 1/19/12  
**Opponent** Charleston, 11/25/20

## Five Players in Double-Figure Points

**South Carolina** vs. Temple, 12/17/20  
**Opponent** at Alabama, 1/5/20

## More Than Five Players in Double-Figure Points

**South Carolina** 7 vs. Charleston, 11/25/20  
**Opponent** 6 Maryland, 11/18/18

## Faced AP Top-25 Opponent

**Win** 83-65 at No. 23 Iowa State, 12/6/20  
**Loss** 57-71 vs. No. 17 Indiana, 11/28/19

## Faced AP Top-10 Opponent

**Win** 76-62 vs. No. 9 Mississippi State, 3/8/20  
**Loss** 46-54 vs. No. 8 NC State, 12/3/20

## Faced AP Top-5 Opponent

**Win** 70-52 vs. No. 5 UConn, 2/10/20  
**Loss** 64-68 vs. No. 5 Mississippi State, 3/3/19

## Faced AP No. 1 Team

**Win** Never  
**Loss** 68-93 vs. Baylor, 3/30/19

## Overtime Game

**Win** 58-55 vs. Drexel, 11/28/12  
**Loss** 85-90 vs. Drake, 11/24/18

## Double-Overtime Game

**Win** 82-73 at Purdue, 12/16/18  
**Loss** 92-94 at Clemson, 11/19/09

## South Carolina Was Ranked (AP Poll)

**No. 1** 11/30/20  
**Top 5** No. 5, 12/28/20  
**Top 10** No. 6, 12/2/19  
**Top 25** No. 15, 3/19/19

## SOUTH CAROLINA SINGLE-QUARTER RECORDS

TEAM	
<b>Scoring</b>	
<b>Most</b>	<b>Points</b>
1. vs. Saint Peter's, 11/22/16, 1st qtr.	37
2. at Vanderbilt, 1/12/20, 3rd qtr. vs. Alabama State, 3rd qtr.	36
4. vs. App State, 11/17/19, 1st qtr. vs. Arkansas, 3/8/19, 3rd qtr. at Arkansas, 2/3/19, 4th qtr. vs. Arkansas, 1/3/16, 2nd qtr.	35
<b>Fewest</b>	<b>Points</b>
1. vs. App State, 12/5/18, 4th qtr.	5
2. vs. Indiana, 11/28/19, 4th qtr. vs. St. John's, 11/25/17, 2nd qtr. vs. Stanford, 3/31/17, 2nd qtr. vs. UCLA, 12/18/16, 1st qtr.	6
<b>Fewest Allowed</b>	<b>Points</b>
1. at Ole Miss, 1/30/20, 1st qtr.	0
2. vs. UConn, 2/10/20, 1st qtr.	2
3. vs. App State, 11/17/19, 1st qtr. vs. Belmont, 3/22/19, 2nd qtr. vs. Savannah State, 12/17/17, 3rd qtr.	3
<b>Most Allowed</b>	<b>Points</b>
1. vs. Baylor, 12/2/18, 1st qtr. at Maryland, 11/13/17, 4th qtr. vs. Kentucky, 2/26/17, 4th qtr.	32
4. vs. Arkansas, 3/8/19, 3rd qtr. vs. Connecticut, 3/26/18, 1st qtr. vs. Syracuse, 3/25/16, 4th qtr.	30
<b>Margin of Difference</b>	
<b>Lead</b>	<b>Score Margin</b>
1. vs. Alabama State, 11/5/19, 3rd qtr.	36-9 +37
2. vs. App State, 11/17/19, 1st qtr.	35-3 +32
3. vs. Charleston, 11/25/20, 3rd qtr. vs. USC Upstate, 11/21/19, 3rd qtr. vs. Arkansas, 1/3/16, 2nd qtr.	34-8 +26
5. vs. Saint Peter's, 11/22/16, 1st qtr.	37-12 +25
<b>Deficit</b>	<b>Score Margin</b>
1. vs. UConn, 2/1/18, 2nd qtr.	8-29 -21
2. at Tennessee, 2/15/18, 3rd qtr.	9-29 -20
3. vs. Baylor, 12/2/18, 1st qtr. at Mississippi State, 2/5/18, 4th qtr.	13-32 -19
5. vs. Indiana, 11/28/19, 4th qtr. vs. Connecticut, 3/26/18, 1st qtr.	6-24 -18
<b>Field Goals</b>	
<b>Made</b>	<b>FGM</b>
1. at Florida, 2/27/20, 1st qtr. vs. Saint Peter's, 11/22/16, 1st qtr.	15
3. vs. App State, 11/17/19, 1st qtr. vs. Notre Dame, 11/26/17, 4th qtr. vs. Arkansas, 1/3/16, 2nd qtr.	14
<b>Attempts</b>	<b>FGA</b>
1. vs. Arkansas, 3/7/20, 4th qtr.	28
2. vs. Arkansas, 1/9/20, 3rd qtr.	25
3. vs. South Dakota, 11/28/20, 2nd vs. Charleston, 11/25/20, 3rd	24
5. vs. Tennessee, 2/2/20, 1st qtr. at Vanderbilt, 1/12/20, 1st qtr.	23

<b>Highest Percentage</b>		<b>FGM-A</b>	<b>Pct</b>
1. vs. Kentucky, 3/5/16, 4th qtr.		11-13	.846
2. at Kentucky, 1/21/18, 3rd qtr.		9-11	.818
3. vs. Belmont, 3/22/19, 3rd qtr. vs. Quinnipiac, 3/25/17, 3rd qtr.		13-16	.813
5. vs. Charleston, 11/25/20, 2nd qtr. vs. Hampton, 12/16/15, 3rd qtr.		12-15	.800
		8-10	.800
<b>Lowest Percentage</b>		<b>FGM-A</b>	<b>Pct</b>
1. vs. Georgia, 1/12/17, 2nd qtr.		1-12	.083
2. vs. NC State, 12/3/20, 2nd qtr.		2-19	.105
3. at Iowa State, 12/6/20, 4th qtr.		1-9	.111
4. vs. UCLA, 12/18/16, 1st qtr.		2-15	.133
5. vs. Stanford, 3/31/17, 2nd qtr.		2-14	.143
<b>Lowest Percentage Allowed</b>		<b>FGM-A</b>	<b>Pct</b>
1. at Ole Miss, 1/30/20, 1st qtr. vs. Purdue, 12/15/19, 4th qtr.		0-9	.000
3. vs. App State, 11/17/19, 1st qtr. vs. CofC, 12/5/17, 2nd qtr. vs. St. John's, 11/25/17, 1st qtr.		0-8	.000
		1-18	.056
		1-18	.056
		1-17	.059
<b>Highest Percentage Allowed</b>		<b>FGM-A</b>	<b>Pct</b>
1. vs. Drake, 11/24/18, 2nd qtr.		11-13	.846
2. at LSU, 1/15/17, 2nd qtr.		9-12	.750
3. vs. Tennessee, 1/14/18, 2nd qtr. vs. Quinnipiac, 3/25/17, 2nd qtr.		8-11	.727
5. vs. Connecticut, 3/26/18, 2nd qtr. at Missouri, 1/7/18, 4th qtr.		8-11	.727
		10-14	.714
		5-7	.714
<b>Rebounding</b>			
<b>Total</b>		<b>Rebs</b>	
1. vs. Arkansas, 3/7/20, 4th qtr.			28
2. vs. Charleston, 11/25/20, 3rd qtr.			22
3. vs. Charleston, 11/25/20, 1st qtr. at Ohio State, 11/14/16, 1st qtr.			20
5. vs. Temple, 12/17/20, 4th qtr. vs. Arkansas, 1/9/20, 3rd qtr. vs. Arkansas, 1/9/20, 1st qtr. vs. Purdue, 12/15/19, 4th qtr. vs. CofC, 12/5/17, 1st qtr.			19
			19
			19
			19
			19
<b>Margin</b>	<b>Rebs</b>	<b>Margin</b>	
1. vs. Charleston, 11/25/20, 3rd qtr.	22-4		+18
vs. Arkansas, 3/7/20, 4th qtr.	21-5		+16
3. vs. Temple, 12/17/20, 4th qtr. at Alabama, 2/22/16, 4th qtr.	19-4		+15
5. vs. Arkansas, 1/25/18, 1st qtr. vs. Clemson, 12/15/16, 2nd qtr.	18-3		+15
	18-4		+14
	18-4		+14

## INDIVIDUAL

<b>Scoring</b>	
<b>Most</b>	<b>Points</b>
1. Kaela Davis at Auburn, 1/5/17, 1st qtr.	19
2. A'ja Wilson vs. Notre Dame, 11/26/17, 4th qtr.	18
3. Alexis Jennings at Florida, 2/17/19, 3rd qtr.	17
4. Herbert Harrigan vs. Texas A&M, 3/1/20, 1st qtr. Kaela Davis vs. Quinnipiac, 3/25/17, 3rd qtr. Tina Roy vs. Arkansas, 1/3/16, 3rd qtr.	15
	15
	15
<b>Rebounding</b>	
<b>Most</b>	<b>Rebs</b>
1. Aliyah Boston vs. UConn, 2/10/20, 1st qtr.	9
Aliyah Boston vs. Arkansas, 1/9/20, 1st qtr.	9
Alaina Coates at Arkansas, 2/5/17, 1st qtr.	9
Alaina Coates at Georgia, 1/26/17, 2nd qtr.	9
5. A'ja Wilson vs. Stanford, 3/31/17, 3rd qtr.	8
A'ja Wilson vs. Mississippi State, 3/5/17, 4th qtr.	8
Alaina Coates vs. Georgia, 1/12/17, 1st qtr.	8
A'ja Wilson at Florida, 1/8/17, 2nd qtr.	8
A'ja Wilson vs. UCLA, 12/18/16, 4th qtr.	8
Alaina Coates vs. Louisville, 11/27/16, 3rd qtr.	8
Alaina Coates vs. Hampton, 11/20/16, 3rd qtr.	8
Alaina Coates vs. Ole Miss, 1/28/16, 2nd qtr.	8



# Colonial Life Arena

## Notables

- 5-Time National Attendance Leader (2015-present)
- NCAA Tournament Host in 2015, 2016, 2017, 2018
- 81 consecutive regular-season games with at least 10,000 fans (Jan. 2, 2015) – overall streak, including postseason games, is 46 (Nov. 10, 2017)
- 5 official sellouts (18,000) since 2015-16 season
- 2 undefeated seasons at home
- Longest home win streak – 45 games (2/24/13-2/4/16)

## Great Gamecock Fans

18,000	UConn, 2/10/20
18,000	Mississippi State, 3/3/19
18,000	UConn, 2/1/18
18,000	Kentucky, 2/26/17
18,000	UConn, 2/8/16
17,712	Clemson, 11/22/02*
17,156	Kentucky, 1/11/15
16,815	Ohio State, 11/13/15
16,465	Auburn, 1/2/15
16,429	Duke, 12/6/15

\* Inaugural Night of Colonial Life Arena

## Year-by-Year Record

Year	Record	Pct.	Att. Avg.
2002-03	14-2	.875	3,244
2003-04	5-6	.455	1,828
2004-05	8-9	.471	1,764
2005-06	12-5	.706	1,455
2006-07	15-5	.750	1,845
2007-08	12-6	.667	1,802
2008-09	6-9	.400	2,793
2009-10	7-5	.583	3,442
2010-11	14-5	.737	2,996
2011-12	12-3	.800	3,139
2012-13	12-3	.800	4,082
2013-14	16-0	1.000	6,371
2014-15	16-0	1.000	12,293
2015-16	16-1	.941	14,364
2016-17	15-1	.938	12,277
2017-18	15-2	.882	13,239
2018-19	11-4	.733	11,539
2019-20	14-0	1.000	11,805
2020-21	3-1	.750	3,500*
<b>Total</b>	<b>223-67</b>	<b>.769</b>	<b>6,127*</b>
<b>Staley Era</b>	<b>157-34</b>	<b>.822</b>	<b>8,195*</b>

\* 2020-21 attendance not counted in average due to COVID-19 regulation restrictions

In women's basketball, Colonial Life Arena has become one of the most feared places to play as enormous crowds fill the building with passion for the Gamecocks.

The state of South Carolina has rallied around head coach Dawn Staley's program in unprecedented numbers as the Gamecocks have led the nation in average attendance in each of the last six seasons. The Gamecocks were one of a few programs to finish the season averaging over 10,000 fans and boast five sellouts (18,000) in the last five seasons.

Colonial Life Arena is more than just the home of South Carolina men's and women's basketball, though. It is also a thriving entertainment venue that the city of Columbia and its surrounding metropolitan area are able to enjoy throughout the year.

Colonial Life Arena is the largest arena in the state of South Carolina with 18,000 seats, and the 10th-largest on-campus basketball facility in the nation. Located on the beautiful University of South Carolina campus, this one-of-a-kind facility features 41 suites, four entertainment suites, and the Frank McGuire Club, a full-service hospitality room that has a capacity of 300. The state-of-the-art facility also features plush seating, a technologically advanced sound system and a one-of-a-kind selection of unique concession foods that will delight fans of all ages.

In Summer 2017, a 12-display center-hung video board and ribbon boards were added to the arena bowl at a cost of \$4.2 million. The center-hung board features four convex-curved main displays that measure approximately 12' x 20' and can show any combination of live video, instant replays, statistics and game information, graphics and animations, and sponsorship messages.

The Arena has hosted numerous sold out shows, including Barnum and Bailey Circus, Paul McCartney, country superstars Kenny Chesney and Taylor Swift, WWE Wrestling, Kanye West and numerous other acts.

The largest building ever constructed at the University of South Carolina at 342,000 square feet, the Arena has an intimate double-deck design that puts every seat close to the action. The cantilever of the upper deck over the lower deck extends further than any other arena of its size with great sight lines.

Two spacious locker rooms for Gamecock men's and women's basketball include team meeting rooms, recruiting rooms, coaches locker rooms and an athletic training room.

***"It is a beautiful thing to see unfold because a lot of people really didn't think it could get done. I tip my hat to Gamecock Nation for making this a wonderful place and creating a home court advantage that allows us to win close basketball games."***

– South Carolina Head Coach Dawn Staley



# DAWN STALEY

## Head Coach

### 13th Season at South Carolina

Catapulting South Carolina into the national spotlight, Dawn Staley has made the Gamecocks a mainstay in the battle for SEC and national championships. In 2017-18, she capped her first decade in Garnet and Black by leading her team to its fourth-straight SEC Tournament title, the first four-peat champion in league history, and celebrating the program's first National Player of the Year and No. 1 WNBA Draft pick in Aja Wilson. Staley's staff has signed two No. 1 recruiting classes in the last three seasons (2019, 2021) and finished the 2019-20 season as the unanimous No. 1 team in the country.

Staley's 12 seasons at the helm of the Gamecocks include:

- 2017 NCAA National Championship
- 157 consecutive weeks ranked in the AP Top 25, including 86 weeks in the top five
- Eight 25-win seasons, including four 30-win campaigns led by a school-record 34 victories in 2014-15
- Five SEC regular-season championships (2014, 2015, 2016, 2017, 2020)
- Five SEC Tournament titles (2015, 2016, 2017, 2018, 2020)
- Six NCAA Attendance titles, averaging over 10,000 fans each season (2015, 2016, 2017, 2018, 2019, 2020)

While her coaching career is in full bloom, Staley is still recognized for her body of work as a one of the most decorated participants in United States women's basketball history. The Naismith Memorial Basketball Hall of Fame solidified that legacy with her enshrinement as part of the Class of 2013. The Phoenix Club of Philadelphia established the Dawn Staley Award recognizing the nation's top guard in women's Division I basketball in 2013 as well. Staley was inducted into the Women's Basketball Hall of Fame as part of the Class of 2012.

In her 21st season as a head coach, Staley has led her teams to 10 25-win seasons, a total of 16 postseason appearances (two WNIT) and 113 weeks in the Associated Press top 10, including 24 in the No. 1 spot. Also a force in USA Basketball, she was named the U.S. Women's National Team head coach for 2017-21, already leading the U.S. to 2018 FIBA World Cup gold to earn USAB National Coach of the Year honors. Prior to that appointment, Staley led three other U.S. teams to gold medals – 2015 FIBA U19 World Championships, 2014 FIBA U18 Americas Championship, 2007 Pan Am Games – and served as an assistant on the Senior National Team 2006-08 and again 2014-16, during which the U.S. claimed gold in the 2014 FIBA World Championship and the 2008 and 2016 Olympics.

At the helm of the Gamecocks over the last 12 seasons, Staley has twice been named National Coach of the Year (2014, 2020) with her 2020 unanimous selection making her the first former Naismith Player of the Year to earn the Naismith Coach of the Year award. She is a four-time SEC Coach of the Year and was the 2012 BCA Female Coach of the Year. She is the only Gamecock basketball coach – men's or women's – to amass 300 victories at South Carolina and became the fastest coach to 200 wins in program history, needing just 277 games at South Carolina to reach the plateau.

Staley has coached a National Player of the Year (Aja Wilson, 2018) and a National Freshman of the Year (Aliyah Boston, 2020). Under her leadership, Six Gamecocks have collected 12 All-America selections, two have picked up five SEC Player of the Year honors, three have earned SEC Defensive Player of the Year recognition a total of four times, one has been the SEC 6th Player of the Year and six were named SEC Freshman of the Year. She has coached 17 Gamecocks to All-SEC honors a combined 32 times, including 14 first-team selections, and eight Gamecocks have been selected in the WNBA Draft in the last five seasons, including 2018 No. 1 pick Aja Wilson who went on to earn WNBA Rookie of the Year honors a year after Allisha Gray became the first Gamecock to capture the honor in 2017. Two other Gamecock draftees earned WNBA All-Rookie Team honors as well.

On Staley's watch, the Gamecocks are enjoying the most sustained success in program history. After posting back-to-back 25-win seasons in 2011-12 and 2012-13 for the first time in more than 30 years, the 2014-15 team broke the school record with 34 wins. South Carolina won more SEC games than the season before in each of her first seven seasons, culminating in the 2015-16 team recording just the second 16-0 conference record in league history. Her Gamecocks are the only SEC program with multiple 16-0 seasons in league history after they matched that mark in 2019-20. Staley's 138 SEC wins account for 68.3 percent of the program's total 202 wins over its 28 seasons in the league. She has delivered the only five SEC championships in program history, and she has helped the Gamecocks to nine of the program's 10 top-four finishes in the league.

## YEAR-BY-YEAR AT SOUTH CAROLINA

Year	School	Record	Conf. Rec.	Conf. Finish	Postseason
2008-09	South Carolina	10-18	2-12	11th	
2009-10	South Carolina	14-15	7-9	T-7th	
2010-11	South Carolina	18-15	8-8	T-5th	WNIT 2nd Round
2011-12	South Carolina	25-10	10-6	T-4th	NCAA Sweet 16
2012-13	South Carolina	25-8	11-5	T-4th	NCAA 2nd Round
2013-14	South Carolina	29-5	14-2	1st	NCAA Sweet 16
2014-15	South Carolina	34-3	15-1	T-1st	SEC Tourn. Champ./NCAA Final Four
2015-16	South Carolina	33-2	16-0	1st	SEC Tourn. Champ./NCAA Sweet 16
2016-17	South Carolina	33-4	14-2	1st	SEC Tourn. Champ./NCAA Champ.
2017-18	South Carolina	29-7	12-4	T-2nd	SEC Tourn. Champ./NCAA Elite Eight
2018-19	South Carolina	23-10	13-3	2nd	NCAA Sweet 16
2019-20	South Carolina	32-1	16-0	1st	SEC Tourn. Champ./NCAA cancelled
2020-21	South Carolina	6-1	1-0		
<b>At SC</b>	<b>13th season</b>	<b>311-99</b>	<b>139-52</b>		
<b>At Temple</b>	<b>8 seasons</b>	<b>172-80</b>	<b>100-25</b>	<b>3 A-10 Titles</b>	<b>4 A-10 Tourn. Titles, 6 NCAA appearances</b>
<b>Career</b>	<b>21st season</b>	<b>483-179</b>	<b>239-77</b>		

## QUICK FACTS

### Coaching Highlights

#### College

- 14 NCAA Tournament Appearances (8 at South Carolina)
- NCAA National Champion (2017)
- 15 20-Win Seasons (9 at South Carolina)
- 6 Regular-Season Conference Titles (SEC 2014, 2015, 2016, 2017, 2020; A-10 2008)
- 9 Conference Tournament Titles (SEC 2015, 2016, 2017, 2018, 2020; A-10 2002, 2004, 2005, 2006)
- National Coach of the Year (ESPN, AP, WBCA, Naismith, USBWA), 2020
- 3-time Naismith National Coach of the Year Finalist (2014, 2015, 2016)
- Basketball Times National Coach of the Year (2014)
- 4-time WBCA Region Coach of the Year (Region 3 2014, 2015, 2016; Region 1 2005)
- Six-time Conference Coach of the Year (SEC 2014, 2015, 2016, 2020; A-10 2004, 2005)

#### USA Basketball

- Senior National Team Head Coach (2017-20) – FIBA AmeriCup gold medal (2019), FIBA World Cup gold medal (2018), National Coach of the Year (2018)
- Senior National Team Asst. Coach (2006-08, 2014-16) – Rio Olympics gold medal (2016), FIBA World Championship gold medal (2014), Beijing Olympics gold medal (2008), FIBA Americas Championship gold medal (2007), FIBA World Championship bronze medal (2006)
- U19 National Team Head Coach – FIBA U19 World Championship gold medal (2015), co-National Coach of the Year (2015)
- U18 National Team Head Coach – FIBA U18 Americas Championship gold medal (2014)
- Pan Am Games Head Coach – Gold medal (2007)

### Playing Highlights

#### U.S. Professional – 11 seasons

- Five-time WNBA All-Star (2001, 2002, 2003, 2005, 2006)
- Two-time ABL All-Star (1997, 1998)
- WNBA All-Decade Team

#### USA Basketball

- Olympic gold medalist (1996, 2000, 2004)
- Flag bearer for U.S. in Olympic Games Opening Ceremony (2004)
- Two-time USA Basketball Female Athlete of the Year (1994, 2004)

#### College – Virginia (1989-92)

- Kodak All-America (1990, 1991, 1992)
- Honda-Broderick Cup Award for Collegiate Female Athlete of the Year (1991)
- Two-time ACC Player of the Year (1991, 1992)
- NCAA Tournament MOP (1991)

### Other Notables

- Naismith Memorial Basketball Hall of Fame, Class of 2013
- Order of the Palmetto Recipient (2013)
- Women's Basketball Hall of Fame, Class of 2012





# LAETICIA AMIHERE

6-4 • So. • Forward • Mississauga, Ontario

# 15

## Career Stats at South Carolina

Season	gp-gs	min/avg	fg-fga	pct	3fg-fga	pct	ft-fa	pct	off	def	tot	avg	pf	fo	ast	to	blk	stl	pts	avg
2019-20	29-0	372/12.8	48-115	.417	7-13	.538	33-61	.541	42	72	114	3.9	58	1	16	45	33	18	136	4.7
2020-21	7-1	138/19.7	18-51	.353	0-6	.000	20-32	.625	19	28	47	6.7	21	1	11	12	10	2	56	8.0
TOTAL	36-1	510/14.2	66-166	.398	7-19	.368	53-93	.570	61	100	161	4.5	79	2	27	57	43	20	192	5.3

## Career Notables

- In 2019-20, showed flashes of athleticism and talent that made her the No. 10 overall recruit in the Class of 2019
- Joined team in Jan. 2019 to recover from knee injury that ended her senior year of high school early
- Was part of Team Canada the competed at the FIBA Olympic Qualifying Tournament in Belgium (Feb. 7-9, 2020), during which Canada qualified for the Tokyo Olympics

## Season Highlights

- Added 15 pounds of muscle in the offseason and improved vertical jump from 22 to 28 inches, long jump from 7-8 to 8-4 and 3/4-court speed from 3.27 seconds to 2.96 seconds
- Ranks 13th in the SEC in blocked shots average (1.4) and 12th in offensive rebounds per game (2.7)
- Drew her first career start against Temple (Dec. 17), scoring the first Gamecocks' first points of the game as part of her 11 in the outing for her fourth double-figure scoring game in six outings
- Hit a pair of free throws to stop an 8-2 first-quarter run at #23/18 Iowa State (Dec. 6), keeping the Gamecocks in front
- Snagged a career best 15 rebounds, seven coming on the offensive glass, against NC State (Dec. 3) to tally her second double-double of the season
- Played a career-high 31 minutes against South Dakota (Nov. 28) where she poured in 11 points off the bench
- Opened the season with her first career double-double, scoring 11 points and pulling down 11 rebounds against the College of Charleston (Nov. 25)

## Awards

SEC Winter Academic Honor Roll (2019-20)  
SEC Community Service Team (2019-20)

## High School

WBCA All-America Honorable Mention (2019)

## Team Canada

2020 FIBA Olympic Qualifying Tourn. (Belgium)  
2017 FIBA U19 World Cup, bronze medal  
2017 FIBA U19 World Cup, All-Tournament Team  
2016 FIBA U17 FIBA World Cup  
2015 FIBA U16 Americas Cup, gold medal

## Miscellaneous

	Season	Career	Record
Double-Doubles	2	2	1-1
10+ Points	4	8	7-1
10+ Rebounds	2	2	1-1
Team-High Pts.	1	2	1-1
Team-High Rebs.	2	4	3-1
Tm-High Assists	0	1	1-0

## Career Highs

Pts	16 at Ole Miss, 1/30/20
FG	6, 2x, last at Ole Miss, 1/30/20
FGA	16 vs. NC State, 12/3/20
3FG	2 at Ole Miss, 1/30/20
3FGA	3 at Ole Miss, 1/30/20
FT	5, 2x, last vs. Temple, 12/17/20
FTA	9 vs. College of Charleston, 11/25/20
Reb	15 vs. NC State, 12/3/20
Off Reb	7 vs. NC State, 12/3/20
Blk	3, 5x, last vs. South Dakota, 11/28/20
Stl	3 vs. Purdue, 12/15/19
Asst	3, 2x, last vs. Duke, 12/19/19
Min	31 vs. South Dakota, 11/28/20

## SEC Career Highs

Pts	16 at Ole Miss, 1/30/20
FG	6, 2x, last at Ole Miss, 1/30/20
FGA	9 at Vanderbilt, 1/12/20
3FG	2 at Ole Miss, 1/30/20
3FGA	3 at Ole Miss, 1/30/20
FT	3, 3x, last at Florida, 2/27/20
FTA	4, 3x, last at Florida, 2/27/20
Reb	9 at Florida, 2/27/20
Off Reb	5 at Florida, 2/27/20
Blk	3, 3x, last at Florida, 2/27/20
Stl	2, 2x, last vs. Vanderbilt, 2/17/20
Asst	2, 2x, last vs. Florida, 12/31/20
Min	22 at Ole Miss, 1/30/20

## GAME-BY-GAME

Opponent	Date	gs	min	Total		3-Pointers		Free throws		Rebounds				pf	a	t/o	blk	stl	pts	avg
				fg-fga	pct	3fg-fga	pct	ft-fa	pct	off	def	tot	avg							
COL. OF CHARLESTON	11/25/20	23	3-4	.750	0-1	.000	5-9	.556	2	9	11	11.0	4	2	2	2	0	11	11.0	
vs South Dakota	11/28/20	30	4-12	.333	0-1	.000	3-6	.500	5	4	9	10.0	3	1	2	3	0	11	11.0	
vs #21/20 Gonzaga	11/29/20	24	2-5	.400	0-0	.000	2-5	.400	1	3	4	8.0	3	2	1	1	0	6	9.3	
#8/6 NC STATE	12/03/20	27	5-16	.313	0-2	.000	1-3	.333	7	8	15	9.8	1	2	2	2	0	11	9.8	
at #23/18 Iowa State	12/06/20	7	0-3	.000	0-0	.000	4-4	1.000	2	0	2	8.2	5	1	1	0	0	4	8.6	
TEMPLE	12/17/20	15	3-6	.500	0-1	.000	5-5	1.000	0	3	3	7.3	2	1	1	0	1	11	9.0	
FLORIDA	12/31/20	12	1-5	.200	0-1	.000	0-0	.000	2	1	3	6.7	3	2	3	2	1	2	8.0	
Totals		1	138	18-51	.353	0-6	.000	20-32	.625	19	28	47	6.7	21	11	12	10	2	56	8.0

Games played: 7  
Minutes/game: 19.7  
Points/game: 8.0  
FG Pct: 35.3  
3FG Pct: 0.0  
FT Pct: 62.5

Rebounds/game: 6.7  
Assists/game: 1.6  
Turnovers/game: 1.7  
Assist/turnover ratio: 0.9  
Steals/game: 0.3  
Blocks/game: 1.4



# BREA BEAL

6-1 • So. • Guard • Rock Island, Ill.

# 12

## Career Stats at South Carolina

Season	gp-gs	min/avg	fg-fga	pct	3fg-fga	pct	ft-fa	pct	off	def	tot	avg	pf	fo	ast	to	blk	stl	pts	avg
2019-20	33-33	702/21.3	72-173	.416	13-45	.289	44-79	.557	59	118	177	5.4	48	0	34	46	27	27	201	6.1
2020-21	7-7	163/23.3	21-54	.389	4-12	.333	4-11	.364	12	14	26	3.7	14	0	12	9	3	5	50	7.1
TOTAL	40-40	865/21.6	93-227	.410	17-57	.298	48-90	.533	71	132	203	5.1	62	0	46	55	30	32	251	6.3

## Career Notables

- Defensive force often called on to stop opponent's top scorer
- Has scoring ability and continues to grow in that area
- Notched first career double-double in the 2020 SEC Championship game
- Ranked No. 11 recruit in Class of 2019 and a consensus All-American

## Season Highlights

- Was aggressive offensively early at #23/18 Iowa State (Dec. 6), scoring five of the team's first seven points and going on to finish with a season-high 13 points, including three 3s
- Provided an offensive spark against #21/20 Gonzaga (Nov. 29) scoring a then season-high 12 points to go along with her team high seven rebounds

## Awards

SEC First-Year Academic Honor Roll (2019-20)

## High School

Naismith All-America Third Team (2019)  
 WBCA All-America Third Team (2019)  
 McDonald's All-America (2019)

## In the Record Book

### Season

Most games started by a freshman (33 in 2019-20)

## Miscellaneous

	Season	Career	Record
10+ Points	2	8	8-0
10+ Rebounds	0	5	5-0
Team-High Points	0	1	1-0
Team-High Rebs.	0	4	4-0
Team-High Assts.	0	2	2-0

## Career Highs

Pts	15 vs. Kentucky, 1/2/20
FG	7 vs. Kentucky, 1/2/20
FGA	11 vs. Kentucky, 1/2/20
3FG	3, 2x, last at Iowa State, 12/6/20
3FGA	5, 2x, last at Iowa State, 12/6/20
FT	8 at Maryland, 11/10/19
FTA	12 at Maryland, 11/10/19
Reb	13 at Missouri, 1/16/20
Blk	3 vs. Mississippi State, 3/8/20
Stl	3, 4x, last vs. Mississippi State, 1/20/20
Asst	4, 2x, last vs. Appalachian State, 11/17/19
Min	32 vs. Indiana, 11/28/19

## SEC Career Highs

Pts	15 vs. Kentucky, 1/2/20
FG	7 vs. Kentucky, 1/2/20
FGA	11 vs. Kentucky, 1/2/20
3FG	2 vs. Auburn, 2/13/20
3FGA	3, 3x, last at Arkansas, 2/6/20
FT	3, 2x, last at Missouri, 1/16/20
FTA	6 at Missouri, 1/16/20
Reb	13 at Missouri, 1/16/20
Blk	2, 4x, last at Florida, 2/27/20
Stl	3, 2x vs. Mississippi State, 1/20/20
Asst	3 vs. LSU, 2/20/20
Min	28 at Missouri, 1/16/20

## GAME-BY-GAME

Opponent	Date	gs	min	Total		3-Pointers		Free throws		Rebounds				pf	a	t/o	blk	stl	pts	avg	
				fg-fga	pct	3fg-fga	pct	ft-fa	pct	off	def	tot	avg								
COL. OF CHARLESTON	11/25/20	*	17	4-9	.444	0-1	.000	0-1	.000	1	1	2	2.0	1	1	1	0	1	8	8.0	
vs South Dakota	11/28/20	*	23	1-4	.250	0-0	.000	1-4	.250	2	3	5	3.5	4	3	1	0	0	3	5.5	
vs #21/20 Gonzaga	11/29/20	*	32	5-7	.714	0-0	.000	2-4	.500	5	2	7	4.7	2	1	1	1	1	12	7.7	
#8/6 NC STATE	12/03/20	*	21	2-6	.333	0-0	.000	1-2	.500	0	4	4	4.5	1	0	1	2	1	5	7.0	
at #23/18 Iowa State	12/06/20	*	24	5-9	.556	3-5	.600	0-0	.000	1	3	4	4.4	2	2	2	0	0	13	8.2	
TEMPLE	12/17/20	*	19	2-8	.250	1-3	.333	0-0	.000	2	1	3	4.2	1	3	1	0	2	5	7.7	
FLORIDA	12/31/20	*	27	2-11	.182	0-3	.000	0-0	.000	1	0	1	3.7	3	2	2	0	0	4	7.1	
Totals			7	163	21-54	.389	4-12	.333	4-11	.364	12	14	26	3.7	14	12	9	3	5	50	7.1

Games played: 7  
 Minutes/game: 23.3  
 Points/game: 7.1  
 FG Pct: 38.9  
 3FG Pct: 33.3  
 FT Pct: 36.4

Rebounds/game: 3.7  
 Assists/game: 1.7  
 Turnovers/game: 1.3  
 Assist/turnover ratio: 1.3  
 Steals/game: 0.7  
 Blocks/game: 0.4



# ALIYAH BOSTON

6-5 • So. • Forward • St. Thomas, U.S.V.I.

4

## Career Stats at South Carolina

Season	gp-gs	min/avg	fg-fga	pct	3fg-fga	pct	ft-fta	pct	off	def	tot	avg	pf	fo	ast	to	blk	stl	pts	avg
2019-20	33-33	786/23.8	174-286	.608	2-12	.167	62-84	.738	117	193	310	9.4	68	1	34	37	86	42	412	12.5
2020-21	7-7	203/29.0	40-81	.494	5-14	.357	12-18	.667	26	48	74	10.6	19	0	10	8	11	10	97	13.9
<b>TOTAL</b>	<b>40-40</b>	<b>989/24.7</b>	<b>214-367</b>	<b>.583</b>	<b>7-26</b>	<b>.269</b>	<b>74-102</b>	<b>.725</b>	<b>143</b>	<b>241</b>	<b>384</b>	<b>9.6</b>	<b>87</b>	<b>1</b>	<b>44</b>	<b>45</b>	<b>97</b>	<b>52</b>	<b>509</b>	<b>12.7</b>

## Awards

- 2021 AP Preseason All-America
- 2021 Watch Lists – Naismith Trophy, Wade Trophy, Wooden Award, Lisa Leslie Award
- 2020 National Freshman of the Year (ESPN, USBWA, WBCA)
- 2020 Lisa Leslie Center of the Year
- 2020 All-America Second Team (AP, USBWA)
- 2020 All-SEC First Team
- 2020 SEC Defensive Player of the Year
- 2020 SEC Freshman of the Year
- 2020 Her Hoop Stats Fab 15 Freshmen
- SEC First-Year Academic Honor Roll (2019-20)

## High School

- Naismith, WBCA All-America Second Team (2019)
- McDonald's, SLAM All-America (2019)

## USA Basketball

- 2019 FIBA U19 World Cup, gold medal
- 2018 Youth Olympic Games 3x3, gold medal
- 2018 FIBA U17 World Cup, gold medal
- 2018 FIBA U17 World Cup, All-Star Five
- 2017 FIBA U16 Americas Cup, gold medal
- 2017 FIBA U16 Americas Cup, MVP

## Career Notables

- Program's first National Freshman of the Year, winning that title unanimously in 2020
- Sixth in the nation in field goal percentage last season and 21st in blocked shots per game
- Averaged a double-double in SEC play (13.1 ppg/10.3 rpg) and against ranked opponents (13.0 ppg/10.9 rpg)
- Ranked No. 3 recruit in Class of 2019 and a consensus All-American

## Season Highlights

- Team captain
- Ranks 23rd in NCAA in rebounding average (10.6) ... is third in SEC in offensive rebounds per game (3.7) and 22nd in scoring average (13.9) making her one of three players in the SEC to average a double-double
- Scored a career-best 28 points against Florida (Dec. 31), including a 19-point and 11-rebound first half where she became the 11th fastest Gamecock to score 500 points in her career ... scored eight points in the paint, eight on midrange jumpers, nine from 3-point range and three free throws
- Used a dominant third quarter against Temple (Dec. 17), scoring six of her season best 14 points and pulling down five rebounds in the quarter to help put the game out of reach
- Showed off her inside-out game early at #23/18 Iowa State (Dec. 6), scoring five of the team's first 10 points on a putback and a 3-pointer ... scored four of her then season-high 13 points off offensive rebounds
- Tied her career high of four assists while scoring 12 points in a win over South Dakota (Nov. 28)
- Started the season with an 11-point, 12-rebound double-double against Charleston (Nov. 25), the 14th double-double of her career

## In the Record Books

### Season

- 3rd – Blocked shots average (2.6 in 2019-20)
- 1st – Offensive rebounds vs. SEC (56 in 2019-20)
- 3rd – Double-doubles vs. SEC (7 in 2019-20)
- Best FG% by a freshman (.608 (174-286) in 2019-20)
- Most double-doubles by a freshman (13 in 2019-20)
- Most blocked shots by a freshman (86 in 2019-20)
- Best rebounding average by a freshman (9.4 in 2019-20)
- Most offensive rebounds by a freshman (117 in 2019-20)
- Most games started by a freshman (33 in 2019-20)

### Game

- 1st – Blocked shots (10 vs. Alabama State, 11/5/19)
- 2nd – Rebounds (25 vs. Arkansas, 1/9/20)
- 3rd – Offensive rebounds (10 vs. Arkansas, 1/9/20)
- 1st – Offensive rebounds vs. SEC (10 vs. Arkansas, 1/9/20)
- 2nd – Rebounds vs. SEC (25 vs. Arkansas, 1/9/20)
- 3rd – Blocked shots vs. SEC (7 vs. Arkansas, 2/6/20)
- Most rebounds by a freshman (25 vs. Arkansas, 1/9/20)
- Most blocks by a freshman (10 vs. Ala. State, 11/5/19)
- Best FG% by a freshman (1.000 (6-6) vs. App. State, 11/17/19)
- Most offensive rebs. by a freshman (10 vs. Ark., 1/9/20)

## Miscellaneous

	Season	Career	Record
Triple-Double	0	1	1-0
Double-Double	3	16	16-0
20+ Points	1	3	3-0
10+ Points	6	34	33-1
10+ Rebounds	3	19	19-0
5+ Blocks	0	6	6-0
Tm-High Points	1	8	8-0
Tm-High Rebs.	4	29	29-0

## Career Highs

Pts	28 vs. Florida, 12/31/20
FG	11 vs. Florida, 12/31/20
FGA	18 vs. Florida, 12/31/20
FT	7 at Alabama, 1/5/20
FTA	9 at Alabama, 1/5/20
Reb	25 vs. Arkansas, 1/9/20
Off Reb	10 vs. Arkansas, 1/9/20
Blk	10 vs. Alabama State, 11/5/19*
Asst	4, 2x, last vs. South Dakota, 11/28/20
Stl	4, 2x, last vs. South Dakota, 11/28/20
Min	37 vs. UConn, 2/10/20

\* indicates school record

## SEC Career Highs

Pts	28 vs. Florida, 12/31/20
FG	11 vs. Florida, 12/31/20
FGA	18 vs. Florida, 12/31/20
FT	7 at Alabama, 1/5/20
FTA	9 at Alabama, 1/5/20
Reb	25 vs. Arkansas, 1/9/20
Off Reb	10 vs. Arkansas, 1/9/20
Blk	7 at Arkansas, 2/6/20
Asst	3 vs. Mississippi State, 1/20/20
Stl	4 at Georgia, 1/26/20
Min	36 vs. Florida, 12/31/20

## GAME-BY-GAME

Opponent	Date	gs	min	Total		3-Pointers		Free throws		Rebounds				pf	a	t/o	blk	stl	pts	avg	
				fg-fga	pct	3fg-fga	pct	ft-fta	pct	off	def	tot	avg								
COL. OF CHARLESTON	11/25/20	*	22	5-7	.714	0-0	.000	1-2	.500	4	8	12	12.0	2	1	2	1	0	11	11.0	
vs South Dakota	11/28/20	*	28	5-14	.357	0-1	.000	2-4	.500	3	5	8	10.0	4	4	0	0	4	12	11.5	
vs #21/20 Gonzaga	11/29/20	*	25	3-5	.600	0-0	.000	4-6	.667	2	3	5	8.3	4	0	1	1	1	10	11.0	
#8/6 NC STATE	12/03/20	*	35	4-14	.286	1-3	.333	0-0	.000	3	6	9	8.5	2	0	3	1	0	9	10.5	
at #23/18 Iowa State	12/06/20	*	35	6-11	.545	1-3	.333	0-0	.000	5	10	15	9.8	3	3	2	1	1	13	11.0	
TEMPLE	12/17/20	*	22	6-12	.500	0-2	.000	2-2	1.000	4	5	9	9.7	1	1	0	3	1	14	11.5	
FLORIDA	12/31/20	*	36	11-18	.611	3-5	.600	3-4	.750	5	11	16	10.6	3	1	0	4	3	28	13.9	
<b>Totals</b>			<b>7</b>	<b>203</b>	<b>40-81</b>	<b>.494</b>	<b>5-14</b>	<b>.357</b>	<b>12-18</b>	<b>.667</b>	<b>26</b>	<b>48</b>	<b>74</b>	<b>10.6</b>	<b>19</b>	<b>10</b>	<b>8</b>	<b>11</b>	<b>10</b>	<b>97</b>	<b>13.9</b>

Games played: 7  
 Minutes/game: 29.0  
 Points/game: 13.9  
 FG Pct: 49.4  
 3FG Pct: 35.7  
 FT Pct: 66.7

Rebounds/game: 10.6  
 Assists/game: 1.4  
 Turnovers/game: 1.1  
 Assist/turnover ratio: 1.3  
 Steals/game: 1.4  
 Blocks/game: 1.6





# ZIA COOKE

5-9 • So. • Guard • Toledo, Ohio

1

## Career Stats at South Carolina

Season	gp-gs	min/avg	fg-fga	pct	3fg-fga	pct	ft-fa	pct	off	def	tot	avg	pf	fo	ast	to	blk	stl	pts	avg
2019-20	33-33	876/26.5	139-360	.386	40-112	.357	79-111	.712	31	64	95	2.9	52	0	61	58	7	36	397	12.0
2020-21	7-7	220/31.4	45-107	.421	16-32	.500	26-32	.813	4	18	22	3.1	8	0	22	15	1	6	132	18.9
TOTAL	40-40	1096/27.4	184-467	.394	56-144	.389	105-143	.734	35	82	117	2.9	60	0	83	73	8	42	529	13.2

## Career Notables

- Dominant freshman season that landed her on the SEC All-Freshman Team and honorable mention status on the Her Hoop Stats Fab 15 Freshmen list
- Holds program single-game records for field goal attempts by a freshman (23), 3-point field goal percentage by a freshman (1.000 (4-4)) and free throw percentage by a freshman (1.000 (6-6))
- Ranked 24th in SEC in scoring as a freshman, 12th in league games (13.8 ppg)
- Led the team or tied for team lead in scoring in eight SEC games
- Ranked No. 4 recruit in Class of 2019 and was a consensus All-American

## Season Highlights

- Ranks fourth in the SEC in scoring (18.9), sixth in made 3s per game (2.3) and eighth in free throw percentage (.769)
- Took over in the third quarter of the SEC opener against Florida (Dec. 31), scoring the final 12 points of the period on her way to 26 points, a new SEC career high
- Tied her career best with five made 3-pointers against Temple (Dec. 17) in a lethally efficient performance, going 8-of-11 from the field and 5-of-7 from beyond the arc for a game-high 23 points
- Had her outside game working at #23/18 Iowa State (Dec. 6), capping the first quarter with the first of her four 3-pointers, which also included two to open the third quarter on back-to-back possessions
- Poured in 16 points while dishing out four assists and snagging four rebounds against #21/20 Gonzaga (Nov. 29)
- Scored a game-high 19 points and played a career-high 36 minutes against South Dakota (Nov. 28) where she also pulled down five rebounds.
- Opened the year with an 18-point performance against Charleston (Nov. 25)

## Awards

- 2020 Her Hoop Stats Fab 15 Freshmen (hon. mention)
- 2020 SEC All-Freshman Team
- SEC First-Year Academic Honor Roll (2019-20)

## High School

- Naismith HS Player of the Year Finalist (2019)
- Naismith HS All-America First Team (2019)
- WBCA HS All-America First Team (2019)
- McDonald's HS All-America (2019)
- SLAM HS All-America (2019)
- USA Today All-USA Third Team (2019)

## USA Basketball

- 2018 FIBA U17 World Cup, gold medal
- 2017 FIBA U16 Americas Cup, gold medal

## Miscellaneous

	Season	Career	Record
<b>20+ Points</b>	2	7	7-0
<b>10+ Points</b>	7	31	30-1
<b>Tm-High Points</b>	4	15	14-1
<b>Tm-High Assists</b>	1	3	3-0

## Career Highs

<b>Pts</b>	27 at Dayton, 11/13/19
<b>FG</b>	10 vs. Florida, 12/31/20
<b>FGA</b>	23 vs. Arkansas, 1/9/20
<b>3FG</b>	5, 2x, last vs. Temple, 12/17/20
<b>3FGA</b>	9 vs. Arkansas, 1/9/20
<b>FT</b>	7 vs LSU, 2/20/20
<b>FTA</b>	9, 2x, last vs South Dakota, 11/28/20
<b>Reb</b>	7 at Dayton, 11/13/19
<b>Blk</b>	1, 8x, last vs. Florida, 12/31/20
<b>Stl</b>	4 vs. USC Upstate, 11/21/19
<b>Asst</b>	5, 2x, last vs. Florida, 12/31/20
<b>Min</b>	37 vs. Florida, 12/31/20

## SEC Career Highs

<b>Pts</b>	26 vs. Florida, 12/31/20
<b>FG</b>	10 vs. Florida, 12/31/20
<b>FGA</b>	23 vs. Arkansas, 1/9/20
<b>3FG</b>	4, 3x, last vs. Auburn, 2/13/20
<b>3FGA</b>	9 vs. Arkansas, 1/9/20
<b>FT</b>	7 vs LSU, 2/20/20
<b>FTA</b>	9 vs LSU, 2/20/20
<b>Reb</b>	6, 2x, last at Arkansas, 2/6/20
<b>Blk</b>	1, 4x, vs. Florida, 12/31/20
<b>Stl</b>	3 at Alabama, 1/5/20
<b>Asst</b>	5 vs. Florida, 12/31/20
<b>Min</b>	37 vs. Florida, 12/31/20

## GAME-BY-GAME

Opponent	Date	gs	min	Total		3-Pointers		Free throws		Rebounds				pf	a	t/o	blk	stl	pts	avg	
				fg-fga	pct	3fg-fga	pct	ft-fa	pct	off	def	tot	avg								
COL. OF CHARLESTON	11/25/20	*	20	6-11	.545	2-3	.667	4-5	.800	1	0	1	1.0	0	3	3	0	3	18	18.0	
vs South Dakota	11/28/20	*	36	5-16	.313	3-7	.429	6-9	.667	0	5	5	3.0	2	1	3	0	0	19	18.5	
vs #21/20 Gonzaga	11/29/20	*	35	6-17	.353	1-1	1.000	3-3	1.000	1	3	4	3.3	0	4	3	0	0	16	17.7	
#8/6 NC STATE	12/03/20	*	35	4-18	.222	1-5	.200	2-2	1.000	0	5	5	3.8	1	1	1	0	1	11	16.0	
at #23/18 Iowa State	12/06/20	*	29	6-12	.500	4-6	.667	3-3	1.000	0	1	1	3.2	3	4	2	0	0	19	16.6	
TEMPLE	12/17/20	*	28	8-11	.727	5-7	.714	2-4	.500	1	2	3	3.2	0	4	2	0	0	23	17.7	
FLORIDA	12/31/20	*	37	10-22	.455	0-3	.000	6-6	1.000	1	2	3	3.1	2	5	1	1	2	26	18.9	
Totals			7	220	45-107	.421	16-32	.500	26-32	.813	4	18	22	3.1	8	22	15	1	6	132	18.9

Games played: 7  
 Minutes/game: 31.4  
 Points/game: 18.9  
 FG Pct: 42.1  
 3FG Pct: 50.0  
 FT Pct: 81.3

Rebounds/game: 3.1  
 Assists/game: 3.1  
 Turnovers/game: 2.1  
 Assist/turnover ratio: 1.5  
 Steals/game: 0.9  
 Blocks/game: 0.1



# LELE GRISSETT

6-2 • Sr. • Guard • Durham, N.C.

# 24

## Career Stats at South Carolina

Season	gp-gs	min/avg	fg-fga	pct	3fg-fga	pct	ft-fta	pct	off	def	tot	avg	pf	fo	ast	to	blk	stl	pts	avg
2017-18	36-3	477/13.3	56-119	.471	0-0	.000	39-70	.557	56	77	133	3.7	84	0	18	53	7	24	151	4.2
2018-19	31-2	368/11.9	41-73	.562	0-0	.000	24-44	.545	59	64	123	4.0	61	2	9	33	17	11	106	3.4
2019-20	33-0	560/17.0	82-131	.626	0-2	.000	46-63	.730	69	57	126	3.8	47	0	40	34	23	30	210	6.4
2020-21	6-0	103/17.2	18-25	.720	0-0	.000	6-17	.353	14	15	29	4.8	13	1	8	4	3	4	42	7.0
<b>TOTAL</b>	<b>106-5</b>	<b>1508/14.2</b>	<b>197-348</b>	<b>.566</b>	<b>0-2</b>	<b>.000</b>	<b>115-194</b>	<b>.593</b>	<b>198</b>	<b>213</b>	<b>411</b>	<b>3.9</b>	<b>205</b>	<b>3</b>	<b>75</b>	<b>124</b>	<b>50</b>	<b>69</b>	<b>509</b>	<b>4.8</b>

## Career Notables

- Has played in all but two games of her career, bringing energy off the bench, especially in defensive pressure
- Reshaped her body before junior season to focus on playing guard instead of forward
- Posted her first career double-double in the 2018-19 regular-season meeting with then-#4/5 Baylor (Dec. 2)
- Started at Vanderbilt (Jan. 18, 2018) and turned in a career night, shooting 11-of-12 from the field for 22 points – the first Gamecock freshman 20-point outing in SEC play in three years (20 by A'ja Wilson vs. Vanderbilt, 2/15/15)

## Season Highlights

- More comfortable at the guard position after a year of experience under her belt; can play multiple positions and could get some time at point guard this season
- Leads team in field goal percentage (.720)
- Provided a spark off the bench in the second half against South Dakota (Nov. 28), scoring six straight points as part of a 14-2 run that closed the third quarter and put the game out of reach
- Opened the season with a double-double against Charleston (Nov. 25), scoring 13 points and pulling down 10 rebounds, tying her career high on the glass

## Awards

SEC Winter Academic Honor Roll (2019-20)

## Miscellaneous

	Season	Career	Record
<b>Double-Double</b>	1	2	1-1
<b>20+ Points</b>	0	1	1-0
<b>10+ Points</b>	1	14	12-2
<b>10+ Rebounds</b>	1	2	1-1
<b>Tm-High Points</b>	0	3	3-0
<b>Tm-High Rebs.</b>	0	9	6-3
<b>Team-High Asssts.</b>	0	1	1-0

## Career Highs

<b>Pts</b> .....	22 at Vanderbilt, 1/18/18
<b>FG</b> .....	11 at Vanderbilt, 1/18/18
<b>FGA</b> .....	12 at Vanderbilt, 1/18/18
<b>FT</b> .....	5, 2x, last at Missouri, 1/16/20
<b>FTA</b> .....	8 vs. College of Charleston, 12/5/17
<b>Reb</b> .....	10, 2x, last vs. College of Charleston, 11/25/20
<b>Off Reb</b> .....	6 vs. Arkansas, 3/7/20
<b>Blk</b> .....	3, 3x, last vs. Vanderbilt, 2/17/20
<b>Stl</b> .....	4, 2x, last vs. Georgia, 3/6/20
<b>Asst</b> .....	4, 2x, last vs. Arkansas, 3/7/20
<b>Min</b> .....	29 vs. Tennessee, 1/14/18

## SEC Career Highs

<b>Pts</b> .....	22 at Vanderbilt, 1/18/18
<b>FG</b> .....	11 at Vanderbilt, 1/18/18
<b>FGA</b> .....	12 at Vanderbilt, 1/18/18
<b>FT</b> .....	5 at Missouri, 1/16/20
<b>FTA</b> .....	6 at Missouri, 1/16/20
<b>Reb</b> .....	9, 3x, last at LSU, 1/13/19
<b>Off Reb</b> .....	5, 2x, last vs. Ole Miss, 2/7/19
<b>Blk</b> .....	3, 2x, last vs. Vanderbilt, 2/17/20
<b>Stl</b> .....	3, 2x, last at Florida, 2/27/20
<b>Asst</b> .....	2, 6x, last at Florida, 2/27/20
<b>Min</b> .....	29 vs. Tennessee, 1/14/18

## GAME-BY-GAME

Opponent	Date	gs	min	Total		3-Pointers		Free throws		Rebounds				pf	a	t/o	blk	stl	pts	avg
				fg-fga	pct	3fg-fga	pct	ft-fta	pct	off	def	tot	avg							
COL. OF CHARLESTON	11/25/20	16	5-6	.833	0-0	.000	3-4	.750	5	5	10	10.0	2	3	1	2	1	13	13.0	
vs South Dakota	11/28/20	14	3-3	1.000	0-0	.000	2-3	.667	3	2	5	7.5	2	1	0	0	1	8	10.5	
vs #21/20 Gonzaga	11/29/20	19	1-4	.250	0-0	.000	0-4	.000	1	1	2	5.7	3	1	0	1	2	2	7.7	
#8/6 NC STATE	12/03/20	21	4-4	1.000	0-0	.000	0-4	.000	1	2	3	5.0	5	0	1	0	0	8	7.8	
TEMPLE	12/17/20	21	3-4	.750	0-0	.000	1-2	.500	3	4	7	5.4	0	3	1	0	0	7	7.6	
FLORIDA	12/31/20	12	2-4	.500	0-0	.000	0-0	.000	1	1	2	4.8	1	0	1	0	0	4	7.0	
<b>Totals</b>		<b>0</b>	<b>103</b>	<b>18-25</b>	<b>.720</b>	<b>0-0</b>	<b>6-17</b>	<b>.353</b>	<b>14</b>	<b>15</b>	<b>29</b>	<b>4.8</b>	<b>13</b>	<b>8</b>	<b>4</b>	<b>3</b>	<b>4</b>	<b>42</b>	<b>7.0</b>	

Games played: 6  
 Minutes/game: 17.2  
 Points/game: 7.0  
 FG Pct: 72.0  
 FT Pct: 35.3

Rebounds/game: 4.8  
 Assists/game: 1.3  
 Turnovers/game: 0.7  
 Assist/turnover ratio: 2.0  
 Steals/game: 0.7  
 Blocks/game: 0.5



# DESTANNI HENDERSON

5-7 • Jr. • Guard • Fort Myers, Fla.

3

## Career Stats at South Carolina

Season	gp-gs	min/avg	fg-fga	pct	3fg-fga	pct	ft-fta	pct	off	def	tot	avg	pf	fo	ast	to	blk	stl	pts	avg
2018-19	31-9	485/15.6	58-157	.369	29-78	.372	24-34	.706	14	35	49	1.6	30	0	40	40	2	16	169	5.5
2019-20	33-0	774/23.5	104-250	.416	32-99	.323	41-63	.651	20	75	95	2.9	28	0	93	63	2	41	281	8.5
2020-21	7-7	219/31.3	27-63	.429	7-18	.389	16-22	.727	7	32	39	5.6	8	0	39	13	2	8	77	11.0
<b>TOTAL</b>	<b>71-16</b>	<b>1478/20.8</b>	<b>189-470</b>	<b>.402</b>	<b>68-195</b>	<b>.349</b>	<b>81-119</b>	<b>.681</b>	<b>41</b>	<b>142</b>	<b>183</b>	<b>2.6</b>	<b>66</b>	<b>0</b>	<b>172</b>	<b>116</b>	<b>6</b>	<b>65</b>	<b>527</b>	<b>7.4</b>

## Career Notables

- Has been a spark of energy off the bench through her first two seasons, playing both guard positions
- Announced her readiness for an expanded role this season with a 2020 SEC Tournament performance that earned All-Tournament status (13.0 ppg, 4.7 apg)
- Rated No. 1 point guard and No. 9 overall recruit in Class of 2018; 2018 McDonald's All-America
- Helped high school team to three state championships while amassing 1,649 career points

## Season Highlights

- Leads the SEC and ranks 21st in the nation in assists per game (5.6) ... is sixth in the SEC in assist to turnover ratio (3.0)
- Made her presence felt away from the basket against Florida (Dec. 31), dishing out a career-best nine assists and pulling down seven rebounds
- Posted second-straight seven-assist outing against Temple (Dec. 17), finishing with no turnovers in her 25 minutes
- Controlled the game at #23/18 Iowa State (Dec. 6) early with a pair of late 3s and five assists in the first quarter alone to help establish a 10-point lead after the opening stanza
- Scored a career-high 23 points against #21/20 Gonzaga (Nov. 29), all in the second half, answering the bell every time the Zags tied or took a lead in the fourth quarter and hit four the team's six free throw attempts in the final minute to seal the victory and lock up Women's Bad Boy Mowers Crossover Classic MVP honors for herself
- Scored 10 of her 19 points in the third quarter against South Dakota (Nov. 28), tying the game high in both points and rebounds with nine
- Opened the season with an 11-point performance against Charleston (Nov. 25)

## Awards

- 2020 SEC All-Tournament Team
- 2019 SEC All-Freshman Team
- 2x SEC Winter Academic Honor Roll (2018-19, 2019-20)

## High School

McDonald's All-America (2018)

## USA Basketball

- 2016 FIBA U17 World Cup, bronze medal
- 2015 U16 National Team Trials

## Miscellaneous

	Season	Career	Record
<b>20+ Points</b>	1	2	2-0
<b>10+ Points</b>	3	21	20-1
<b>5+ Assists</b>	4	11	10-1
<b>5+ Steals</b>	0	1	1-0
<b>Tm-High Points</b>	1	5	5-1
<b>Tm-High Rebs.</b>	1	2	2-0
<b>Tm-High Assts.</b>	4	12	11-1

## Career Highs

<b>Pts</b> .....	23 vs. Gonzaga, 11/29/20
<b>FG</b> .....	8, 2x, last vs. South Dakota, 11/28/20
<b>FGA</b> .....	14 vs. Arkansas, 3/7/20
<b>3FG</b> .....	5 vs. USC Upstate, 11/21/19
<b>3FGA</b> .....	9 vs. Arkansas, 3/7/20
<b>FT</b> .....	10 vs. Gonzaga, 11/29/20
<b>FTA</b> .....	13 vs. Gonzaga, 11/29/20
<b>Reb</b> .....	9 vs. South Dakota, 11/28/20
<b>Stl</b> .....	5 at Temple, 12/7/19
<b>Asst</b> .....	9 vs. Florida, 12/31/20
<b>Min</b> .....	38, 2x, last vs. Florida, 12/31/20

## SEC Career Highs

<b>Pts</b> .....	19 at Arkansas, 2/3/19
<b>FG</b> .....	7 at Arkansas, 2/3/19
<b>FGA</b> .....	12 vs. Vanderbilt, 2/17/20
<b>3FG</b> .....	4 vs. Kentucky, 2/21/19
<b>3FGA</b> .....	6 at Arkansas, 2/3/19
<b>FT</b> .....	6 vs. Georgia, 2/14/19
<b>FTA</b> .....	7 vs. Georgia, 2/14/19
<b>Reb</b> .....	7, 2x, last vs. Florida, 12/31/20
<b>Stl</b> .....	3, 3x, last vs. Florida, 12/31/20
<b>Asst</b> .....	9 vs. Florida, 12/31/20
<b>Min</b> .....	38 vs. Florida, 12/31/20

## GAME-BY-GAME

Opponent	Date	gs	min	Total		3-Pointers		Free throws		Rebounds				pf	a	t/o	blk	stl	pts	avg	
				fg-fga	pct	3fg-fga	pct	ft-fta	pct	off	def	tot	avg								
COL. OF CHARLESTON	11/25/20	*	21	4-7	.571	0-1	.000	3-4	.750	1	5	6	6.0	2	5	2	1	4	11	11.0	
vs South Dakota	11/28/20	*	29	8-13	.615	1-3	.333	2-3	.667	0	9	9	7.5	1	3	2	0	0	19	15.0	
vs #21/20 Gonzaga	11/29/20	*	33	6-11	.545	1-3	.333	10-13	.769	1	2	3	6.0	2	2	2	0	0	23	17.7	
#8/6 NC STATE	12/03/20	*	35	1-13	.077	0-2	.000	0-0	.000	3	4	7	6.3	1	6	1	1	0	2	13.8	
at #23/18 Iowa State	12/06/20	*	38	4-7	.571	3-4	.750	1-2	.500	0	4	4	5.8	1	7	2	0	0	12	13.4	
TEMPLE	12/17/20	*	25	3-5	.600	2-3	.667	0-0	.000	0	3	3	5.3	0	7	0	0	1	8	12.5	
FLORIDA	12/31/20	*	38	1-7	.143	0-2	.000	0-0	.000	2	5	7	5.6	1	9	4	0	3	2	11.0	
<b>Totals</b>			<b>7</b>	<b>219</b>	<b>27-63</b>	<b>.429</b>	<b>7-18</b>	<b>.389</b>	<b>16-22</b>	<b>.727</b>	<b>7</b>	<b>32</b>	<b>39</b>	<b>5.6</b>	<b>8</b>	<b>39</b>	<b>13</b>	<b>2</b>	<b>8</b>	<b>77</b>	<b>11.0</b>

Games played: 7  
 Minutes/game: 31.3  
 Points/game: 11.0  
 FG Pct: 42.9  
 3FG Pct: 38.9  
 FT Pct: 72.7

Rebounds/game: 5.6  
 Assists/game: 5.6  
 Turnovers/game: 1.9  
 Assist/turnover ratio: 3.0  
 Steals/game: 1.1  
 Blocks/game: 0.3



# DESTINY LITTLETON

5-9 • Jr. • Guard • San Diego, Calif.

# 11

## Career Stats at South Carolina

Season	gp-gs	min/avg	fg-fga	pct	3fg-fga	pct	ft-fta	pct	off	def	tot	avg	pf	fo	ast	to	blk	stl	pts	avg
2020-21	6-0	75/12.5	5-18	.278	1-9	.111	8-10	.800	2	20	22	3.7	4	0	6	2	0	3	19	3.2
TOTAL	6-0	75/12.5	5-18	.278	1-9	.111	8-10	.800	2	20	22	3.7	4	0	6	2	0	3	19	3.2

## Career Notables

- Sat out last season due to NCAA transfer rules, taking advantage of that time to have a procedure done to alleviate chronic issues in both ankles
- Spent two seasons at Texas, helping Longhorns to a pair of NCAA Tournament appearances, including a spot in the 2018 Sweet 16
- Played in all 33 games her redshirt-freshman season (2018-19), starting 12 and playing the third-most minutes on the team
- Ranked No. 33 overall in the Class of 2017
- Named McDonald's All-American (2017) and earned California Ms. Basketball honors

## Season Highlights

- Has played in six games ... was unavailable vs. Florida (Dec. 31)
- Was strong on the glass at #23/18 Iowa State (Dec. 6), grabbing six of her seven boards in the second quarter to help the Gamecocks out-rebound the Cyclones 17-6 in that period alone
- Made her Carolina debut against Charleston (Nov. 25), scoring seven points and pulling down eight rebounds

## Awards

SEC First-Year Academic Honor Roll (2019-20)

### High School

McDonald's All-America (2017)

### USA Basketball

2017 FIBA U18 3x3 World Cup, gold medal

2015 FIBA U16 Americas Cup, bronze medal

## Miscellaneous

	Season	Career	Record
20+ Points	0	1*	1-0
10+ Points	0	12*	9-3
5+ Assists	0	1*	1-0
Tm-High Points	0	3*	2-1
Tm-High Rebs.	0	3*	1-2
Tm-High Assts.	0	2*	2-0

\* indicates includes games prior to transfer to South Carolina

## Career Highs

Pts.....22 vs. Northwestern State, 12/29/18\*  
 FG.....7 vs. UTSA, 11/28/18\*  
 FGA.....15 vs. UTSA, 11/28/18\*  
 3FG.....4 at West Virginia, 1/6/19\*  
 3FGA.....7 vs. UTSA, 11/28/18\*  
 FT.....11 vs. Northwestern State, 12/29/18\*  
 FTA.....11 vs. Northwestern State, 12/29/18\*  
 Reb.....8, 2x, last vs. College of Charleston, 11/25/20\*  
 Stl.....3, 2x, last at Oklahoma State, 2/12/19\*  
 Asst.....7 vs. Northwestern State, 12/29/18\*  
 Min.....34, 2x, last vs. Kansas State, 2/17/19\*

\* indicates at least one time prior to transfer to South Carolina

## GAME-BY-GAME

Opponent	Date	gs	min	Total		3-Pointers		Free throws		Rebounds				pf	a	t/o	blk	stl	pts	avg
				fg-fga	pct	3fg-fga	pct	ft-fta	pct	off	def	tot	avg							
COL. OF CHARLESTON	11/25/20	19	1-6	.167	0-3	.000	5-6	.833	0	8	8	8.0	2	0	2	0	1	7	7.0	
vs South Dakota	11/28/20	6	0-1	.000	0-1	.000	0-0	.000	0	0	0	4.0	1	0	0	0	0	0	3.5	
vs #21/20 Gonzaga	11/29/20	10	0-1	.000	0-1	.000	1-2	.500	0	1	1	3.0	1	1	0	0	0	1	2.7	
#8/6 NC STATE	12/03/20	6	0-0	.000	0-0	.000	0-0	.000	1	1	2	2.8	0	0	0	0	0	0	2.0	
at #23/18 Iowa State	12/06/20	16	2-5	.400	1-3	.333	0-0	.000	1	6	7	3.6	0	3	0	0	0	5	2.6	
TEMPLE	12/17/20	18	2-5	.400	0-1	.000	2-2	1.000	0	4	4	3.7	0	2	0	0	2	6	3.2	
Totals		0	75	5-18	.278	1-9	.111	8-10	.800	2	20	22	3.7	4	6	2	0	3	19	3.2

Games played: 6  
 Minutes/game: 12.5  
 Points/game: 3.2  
 FG Pct: 27.8  
 3FG Pct: 11.1  
 FT Pct: 80.0

Rebounds/game: 3.7  
 Assists/game: 1.0  
 Turnovers/game: 0.3  
 Assist/turnover ratio: 3.0  
 Steals/game: 0.5

## SEC Career Highs

Pts.....  
 FG.....  
 FGA.....  
 3FG.....  
 3FGA.....  
 FT.....  
 FTA.....  
 Reb.....  
 Stl.....  
 Asst.....  
 Min.....



# ENIYA RUSSELL

6-1 • Fr. • Guard • Baltimore, Md.

# 2

## Career Stats at South Carolina

Season	gp-gs	min/avg	fg-fga	pct	3fg-fga	pct	ft-fa	pct	off	def	tot	avg	pf	fo	ast	to	blk	stl	pts	avg
2020-21	6-0	63/10.5	12-26	.462	2-8	.250	9-15	.600	1	8	9	1.5	7	0	4	5	1	2	35	5.8
TOTAL	6-0	63/10.5	12-26	.462	2-8	.250	9-15	.600	1	8	9	1.5	7	0	4	5	1	2	35	5.8

## High School Notables

- Ranked No. 43 overall in Class of 2020 by ESPN
- First-Team All-Metro from *Washington Post* (2020) and *Baltimore Sun* (2019)
- Scored 14.9 points per game as a senior

## Season Highlights

- Has played in six games this season
- Hit a groove in the second quarter against Temple (Dec. 17), scoring five of her 11 points in the period
- Found good offensive rhythm in midrange game at #23/18 Iowa State (Dec. 6) with seven of her eight points coming in just five minutes of play in the second quarter
- Cracked double figures in her Carolina debut, scoring 14 points and snagging four rebounds against Charleston (Nov. 25)

## Awards

McDonald's All-America (2019-20)

## Miscellaneous

	Season	Career	Record
10+ Points	2	2	2-0

## Career Highs

Pts	14 vs. College of Charleston, 11/25/20
FG	4, 2x, last vs. Temple, 12/17/20
FGA	8 vs. Temple, 12/17/20
3FG	1 vs. College of Charleston, 11/25/20
3FGA	3 at Iowa State, 12/6/20
FT	5 vs. College of Charleston, 11/25/20
FTA	8 vs. College of Charleston, 11/25/20
Reb	4 vs. College of Charleston, 11/25/20
Blk	1 at Iowa State, 12/6/20
Stl	2 vs. Temple, 12/17/20
Asst	2 vs. College of Charleston, 11/25/20
Min	20 vs. College of Charleston, 11/25/20

## SEC Career Highs

Pts	
FG	
FGA	1 vs. Florida, 12/31/20
3FG	
3FGA	1 vs. Florida, 12/31/20
FT	
FTA	
Reb	1 vs. Florida, 12/31/20
Stl	
Asst	
Min	

## GAME-BY-GAME

Opponent	Date	gs	min	Total		3-Pointers		Free throws		Rebounds				pf	a	t/o	blk	stl	pts	avg
				fg-fga	pct	3fg-fga	pct	ft-fa	pct	off	def	tot	avg							
COL. OF CHARLESTON	11/25/20	20	4-7	.571	1-2	.500	5-8	.625	0	4	4	4.0	3	2	1	0	0	14	14.0	
vs South Dakota	11/28/20	12	1-3	.333	0-0	.000	0-0	.000	0	0	0	2.0	1	1	0	0	0	2	8.0	
#8/6 NC STATE	12/03/20	5	0-2	.000	0-0	.000	0-0	.000	0	0	0	1.3	0	0	1	0	0	0	5.3	
at #23/18 Iowa State	12/06/20	11	3-5	.600	1-3	.333	1-2	.500	0	1	1	1.3	2	0	3	1	0	8	6.0	
TEMPLE	12/17/20	14	4-8	.500	0-2	.000	3-5	.600	1	2	3	1.6	1	1	0	0	2	11	7.0	
FLORIDA	12/31/20	1	0-1	.000	0-1	.000	0-0	.000	0	1	1	1.5	0	0	0	0	0	0	5.8	
Totals		63	12-26	.462	2-8	.250	9-15	.600	1	8	9	1.5	7	4	5	1	2	35	5.8	

Games played: 6  
 Minutes/game: 10.5  
 Points/game: 5.8  
 FG Pct: 46.2  
 3FG Pct: 25.0  
 FT Pct: 60.0

Rebounds/game: 1.5  
 Assists/game: 0.7  
 Turnovers/game: 0.8  
 Assist/turnover ratio: 0.8  
 Steals/game: 0.3  
 Blocks/game: 0.2



# VICTARIA SAXTON

6-2 • Jr. • Forward • Rome, Ga.

5

## Career Stats at South Carolina

Season	gp-gs	min/avg	fg-fga	pct	3fg-fga	pct	ft-fa	pct	off	def	tot	avg	pf	fo	ast	to	blk	stl	pts	avg
2018-19	28-1	291/10.4	40-70	.571	0-0	.000	36-62	.581	51	32	83	3.0	41	0	5	19	35	14	116	4.1
2019-20	33-0	512/15.5	69-121	.570	0-0	.000	39-68	.574	52	76	128	3.9	60	0	10	28	43	29	177	5.4
2020-21	7-6	154/22.0	27-46	.587	0-0	.000	12-19	.632	20	32	52	7.4	16	0	4	14	17	8	66	9.4
TOTAL	68-7	957/14.1	136-237	.574	0-0	.000	87-149	.584	123	140	263	3.9	117	0	19	61	95	51	359	5.3

## Career Notables

- Steady contributor off the bench through her first two seasons
- Picked up first career double-double at Mizzou (1/16/20)
- Ranked No. 47 overall and No. 6 forward in the 2018 class
- Averaged 24.3 points and 14.9 rebounds as a senior, leading team to Georgia Class AA Final Four
- Finished high school career as Model's all-time leading scorer (2,622) and averaged a double-double throughout her career

## Season Highlights

- Team captain for the second-straight season
- Ranks second in SEC and 26th in the nation in blocks per game (2.4), is eighth in the SEC in offensive rebounds per game (2.9) and 15th in rebounds per game (7.4)
- Just missed out on a double-double against Florida (Dec. 31), tying her career high with 12 rebounds ... posted three or more blocks for third straight game
- Took over in the fourth quarter against Temple (Dec. 17), scoring 11 of her 16 points in the period to help close out the win
- Continued to play a vital role in the post, with nine points and nine rebounds to go along with three blocks at #23/18 Iowa State
- Made her presence felt with a nine-point, six-rebound performance against #21/20 Gonzaga (Nov. 29)
- Tied her scoring career high in the season opener against Charleston (Nov. 25) scoring 19 points and pulled down a career-best 12 rebounds in the contest

## Awards

2019 SEC All-Freshman Team  
2x SEC Academic Honor Roll (2018-19, 2019-20)

## Miscellaneous

	Season	Career	Record
Double-Doubles	1	2	2-0
10+ Points	2	10	10-0
10+ Rebound	2	3	3-0
5+ Blocks	1	2	2-0
Tm-High Points	1	2	2-0
Tm-High Rebs.	1	4	4-0

## Career Highs

Pts..... 19, 2x, last vs. College of Charleston, 11/25/20  
 FG..... 7, 3x, last vs. Temple, 12/17/20  
 FGA..... 9, 5x, last vs. Florida, 12/31/20  
 FT..... 8 vs. Georgia, 2/14/19  
 FTA..... 8, 4x, last vs. College of Charleston, 11/25/20  
 Reb..... 12, 2x, last vs. Florida, 12/31/20  
 Off Reb..... 6, 2x, last vs. College of Charleston, 11/25/20  
 Blk..... 5, 2x, last vs. College of Charleston, 11/25/20  
 Stl..... 3, 3x, last vs. Florida, 12/31/20  
 Asst..... 2, 4x, last vs. College of Charleston, 11/25/20  
 Min..... 31 at Iowa State, 12/6/20

## SEC Career Highs

Pts..... 19 at Arkansas, 2/3/19  
 FG..... 7 at Arkansas, 2/3/19  
 FGA..... 9, 2x, last vs. Florida, 12/31/20  
 FT..... 8 vs. Georgia, 2/14/19  
 FTA..... 8, 3x, last vs. Vanderbilt, 2/17/20  
 Reb..... 12 vs. Florida, 12/31/20  
 Off Reb..... 6 at Missouri, 1/16/20  
 Blk..... 4 vs. Auburn, 2/13/20  
 Stl..... 3, 2x, last vs. Florida, 12/31/20  
 Asst..... 2 at Ole Miss, 1/30/20  
 Min..... 30 vs. Florida, 12/31/20

## GAME-BY-GAME

Opponent	Date	gs	min	Total		3-Pointers		Free throws		Rebounds				pf	a	t/o	blk	stl	pts	avg	
				fg-fga	pct	3fg-fga	pct	ft-fa	pct	off	def	tot	avg								
COL. OF CHARLESTON	11/25/20	*	18	7-9	.778	0-0	.000	5-8	.625	6	6	12	12.0	1	2	0	5	2	19	19.0	
vs South Dakota	11/28/20	*	15	2-5	.400	0-0	.000	0-0	.000	2	1	3	7.5	2	0	1	2	1	4	11.5	
vs #21/20 Gonzaga	11/29/20	*	22	3-4	.750	0-0	.000	3-4	.750	1	5	6	7.0	2	1	3	0	2	9	10.7	
#8/6 NC STATE	12/03/20	*	15	0-1	.000	0-0	.000	0-0	.000	0	3	3	6.0	4	0	1	0	0	0	8.0	
at #23/18 Iowa State	12/06/20	*	32	4-9	.444	0-0	.000	1-2	.500	3	6	9	6.6	4	1	4	3	0	9	8.2	
TEMPLE	12/17/20		22	7-9	.778	0-0	.000	2-3	.667	3	4	7	6.7	2	0	1	4	0	16	9.5	
FLORIDA	12/31/20	*	30	4-9	.444	0-0	.000	1-2	.500	5	7	12	7.4	1	0	4	3	3	9	9.4	
Totals			6	154	27-46	.587	0-0	.000	12-19	.632	20	32	52	7.4	16	4	14	17	8	66	9.4

Games played: 7  
 Minutes/game: 22.0  
 Points/game: 9.4  
 FG Pct: 58.7  
 FT Pct: 63.2

Rebounds/game: 7.4  
 Assists/game: 0.6  
 Turnovers/game: 2.0  
 Assist/turnover ratio: 0.3  
 Steals/game: 1.1  
 Blocks/game: 2.4



# OLIVIA THOMPSON

5-8 • So. • Guard • Lexington, S.C.

0

## Career Stats at South Carolina

Season	gp-gs	min/avg	fg-fga	pct	3fg-fga	pct	ft-fa	pct	off	def	tot	avg	pf	fo	ast	to	blk	stl	pts	avg
2019-20	22-0	111/5.0	13-41	.317	11-36	.306	0-0	.000	1	3	4	0.2	5	0	5	4	1	1	37	1.7
2020-21	6-0	28/4.7	4-11	.364	2-7	.286	0-0	.000	2	2	4	0.7	1	0	0	2	0	0	10	1.7
TOTAL	28-0	139/5.0	17-52	.327	13-43	.302	0-0	.000	3	5	8	0.3	6	0	5	6	1	1	47	1.7

## Career Notables

- Began career as a walk-on and earned a scholarship prior to the 2020-21 season
- Great energy, great teammate
- Hit at least one 3-pointer in eight of her 22 games played as a freshman
- SCBCA Class 5A Player of the Year (2019)

## Season Highlights

- Has played in six games this season
- Scored five points in the season opener against Charleston (Nov. 25), including one bucket from beyond the arc

## Awards

SEC First-Year Academic Honor Roll (2019-20)

## Miscellaneous

	Season	Career	Record
10+ Points	0	1	1-0

## Career Highs

Pts	10 vs. Alabama State, 11/5/19
FG	4 vs. Alabama State, 11/5/19
FGA	7 vs. Alabama State, 11/5/19
3FG	2, 3x, last at Florida, 2/27/20
3FGA	6 at Ole Miss, 1/30/20
FT	
FTA	
Reb	2 vs. Florida, 12/31/20
Blk	1 at Clemson, 11/24/19
Stl	1 vs. Arkansas, 3/7/20
Asst	2 vs. USC Upstate, 11/21/19
Min	14 at Ole Miss, 1/30/20

## SEC Career Highs

Pts	6, 2x, last at Florida, 2/27/20
FG	2, 2x last at Florida, 2/27/20
FGA	6, 2x, last vs. Vanderbilt, 2/17/20
3FG	2, 2x, last at Florida, 2/27/20
3FGA	6 at Ole Miss, 1/30/20
FT	
FTA	
Reb	2 vs. Florida, 12/31/20
Blk	
Stl	
Asst	1, 2x, vs. Vanderbilt, 2/17/20
Min	14 at Ole Miss, 1/30/20

## GAME-BY-GAME

Opponent	Date	gs	min	Total		3-Pointers		Free throws		Rebounds				pf	a	t/o	blk	stl	pts	avg
				fg-fga	pct	3fg-fga	pct	ft-fa	pct	off	def	tot	avg							
COL. OF CHARLESTON	11/25/20	8		2-4	.500	1-2	.500	0-0	.000	0	0	0	0.0	0	0	1	0	0	5	5.0
vs South Dakota	11/28/20	6		1-1	1.000	1-1	1.000	0-0	.000	0	0	0	0.0	1	0	0	0	0	3	4.0
#8/6 NC STATE	12/03/20	0		0-0	.000	0-0	.000	0-0	.000	0	0	0	0.0	0	0	0	0	0	0	2.7
at #23/18 Iowa State	12/06/20	4		0-1	.000	0-1	.000	0-0	.000	1	0	1	0.3	0	0	1	0	0	0	2.0
TEMPLE	12/17/20	5		1-4	.250	0-3	.000	0-0	.000	1	0	1	0.4	0	0	0	0	0	2	2.0
FLORIDA	12/31/20	5		0-1	.000	0-0	.000	0-0	.000	0	2	2	0.7	0	0	0	0	0	0	1.7
Totals		0	28	4-11	.364	2-7	.286	0-0	.000	2	2	4	0.7	1	0	2	0	0	10	1.7

Games played: 6  
 Minutes/game: 4.7  
 Points/game: 1.7  
 FG Pct: 36.4  
 3FG Pct: 28.6

Rebounds/game: 0.7  
 Turnovers/game: 0.3



# ELYSA WESOLEK

6-1 • Jr. • Forward • Charleston, S.C.

# 32

## Career Stats at South Carolina

Season	gp-gs	min/avg	fg-fga	pct	3fg-fga	pct	ft-fa	pct	off	def	tot	avg	pf	fo	ast	to	blk	stl	pts	avg
2018-19	12-0	52/4.3	7-20	.350	3-10	.300	6-7	.857	8	2	10	0.8	14	0	2	4	1	1	23	1.9
2019-20	20-0	99/5.0	11-29	.379	4-13	.308	2-2	1.000	4	12	16	0.8	11	0	4	9	1	3	28	1.4
2020-21	5-0	34/6.8	1-4	.250	0-2	.000	0-2	.000	4	6	10	2.0	6	0	0	0	3	1	2	0.4
TOTAL	37-0	185/5.0	19-53	.358	7-25	.280	8-11	.727	16	20	36	1.0	31	0	6	13	5	5	53	1.4

## Career Notables

- Hard worker who does what the team needs and keeps a good attitude
- Four-year starter at Northwood Academy including three seasons winning South Carolina Independent School Association (SCISA) 3A state championship (2015, 2016, 2017)
- Amassed over 1,000 points in her high school career, including averaging 18.5 points as a senior

## Season Highlights

- Impressed coaches in preseason with offseason work and improvement
- Has played in five games this season
- Played a career-high 16 minutes in the season opener against Charleston (Nov. 25), notching new career bests in rebounds (4) and blocks (2)

## Awards

2x SEC Academic Honor Roll (2018-19, 2019-20)

## Miscellaneous

	Season	Career	Record
10+ Points	0	1	1-0

## Career Highs

Pts.....10 vs. ETSU, 11/22/18  
 FG.....3, 2x, last vs. Alabama State, 11/5/19  
 FGA.....5 at Alabama State, 11/11/18  
 3FG.....2 vs. ETSU, 11/22/18  
 3FGA.....3 at Alabama State, 11/11/18  
 FT.....3 at Alabama State, 11/11/18  
 FTA.....3 at Alabama State, 11/11/18  
 Reb.....4 vs. College of Charleston, 11/25/20  
 Blk.....2 vs. College of Charleston, 11/25/20  
 Stl.....2 vs. USC Upstate, 11/21/19  
 Asst.....1, 6x, last at Missouri, 1/16/20  
 Min.....16 vs. College of Charleston, 11/25/20

## SEC Career Highs

Pts.....5, 2x, last vs. Vanderbilt, 2/17/20  
 FG.....2 vs. Vanderbilt, 2/17/20  
 FGA.....3, 3x, last vs. Vanderbilt, 2/17/20  
 3FG.....1 at Ole Miss, 1/30/20  
 3FGA.....2 at Ole Miss, 1/30/20  
 FT.....2 at Ole Miss, 1/30/20  
 FTA.....2 at Ole Miss, 1/30/20  
 Reb.....2, 2x, last vs. Auburn, 2/13/20  
 Blk.....1, 2x, last at Ole Miss, 1/30/20  
 Stl.....  
 Asst.....1 at Missouri, 1/16/20  
 Min.....12 vs Vanderbilt, 2/17/20

## GAME-BY-GAME

Opponent	Date	gs	min	Total		3-Pointers		Free throws		Rebounds				pf	a	t/o	blk	stl	pts	avg
				fg-fga	pct	3fg-fga	pct	ft-fa	pct	off	def	tot	avg							
COL. OF CHARLESTON	11/25/20	16	1-1	1.000	0-0	.000	0-0	.000	2	2	4	4.0	3	0	0	2	0	2	2	2.0
vs South Dakota	11/28/20	1	0-0	.000	0-0	.000	0-0	.000	0	1	1	2.5	1	0	0	0	0	0	0	1.0
at #23/18 Iowa State	12/06/20	4	0-1	.000	0-1	.000	0-0	.000	2	0	2	2.3	1	0	0	1	0	0	0	0.7
TEMPLE	12/17/20	11	0-1	.000	0-0	.000	0-2	.000	0	3	3	2.5	1	0	0	0	0	1	0	0.5
FLORIDA	12/31/20	2	0-1	.000	0-1	.000	0-0	.000	0	0	0	2.0	0	0	0	0	0	0	0	0.4
Totals		0	34	1-4	.250	0-2	.000	0-2	.000	4	6	10	2.0	6	0	0	3	1	2	0.4

Games played: 5  
 Minutes/game: 6.8  
 Points/game: 0.4  
 FG Pct: 25.0  
 3FG Pct: 0.0  
 FT Pct: 0.0

Rebounds/game: 2.0  
 Steals/game: 0.2  
 Blocks/game: 0.6





Official Basketball Box Score -- Game Totals -- Final Statistics
#1/1 South Carolina vs #23/18 Iowa State
12/06/20 11:00 am at Ames, IA

#1/1 South Carolina 83 • 4-1,0-0 SEC

Table with columns: #, Player, FG-FGA, 3-Ptr, FT-FTA, Rebounds (Off, Def, Tot), PF, TP, A TO Blk Stl, Min. Includes team totals and game statistics.

1st - FG %: 10-18 55.6% 2nd: 8-19 42.1% 3rd: 11-17 64.7% 4th: 1-9 11.1% Game: 30-63 47.6% Deadball Rebounds 2,1

#23/18 Iowa State 65 • 2-2,1-0 Big 12

Table with columns: #, Player, FG-FGA, 3-Ptr, FT-FTA, Rebounds (Off, Def, Tot), PF, TP, A TO Blk Stl, Min. Includes team totals and game statistics.

1st - FG %: 6-16 37.5% 2nd: 5-17 29.4% 3rd: 9-15 60.0% 4th: 3-14 21.4% Game: 23-62 37.1% Deadball Rebounds 0

Officials: Nykeshia Thompson,Roy Gulbeyan,Dee Kantner Technical fouls: #1/1 South Carolina-None. #23/18 Iowa State-None.

Attendance: 864 2020-21 Women's Basketball. Round: 0. Iowa St vs South Carolina. Played at Ja

Score by periods table with columns: 1st, 2nd, 3rd, 4th, Total. Shows scores for #1/1 South Carolina and #23/18 Iowa State.

Last FG - SC 4th-07:05, IowaSt 4th-01:38. Largest lead - SC by 25 4th-07:05, IowaSt None. SC led for 39:46. IowaSt led for 00:00. Game was tied for 00:14.

Official Basketball Box Score -- Game Totals -- Final Statistics
Temple vs #5/4 South Carolina
12/17/20 7:00 pm at Columbia, SC

Temple 41 • 0-3,0-0 AAC

Table with columns: #, Player, FG-FGA, 3-Ptr, FT-FTA, Rebounds (Off, Def, Tot), PF, TP, A TO Blk Stl, Min. Includes team totals and game statistics.

1st - FG %: 5-12 41.7% 2nd: 4-16 25.0% 3rd: 4-20 20.0% 4th: 1-12 8.3% Game: 14-60 23.3% Deadball Rebounds 2

#5/4 South Carolina 103 • 5-1,0-0 SEC

Table with columns: #, Player, FG-FGA, 3-Ptr, FT-FTA, Rebounds (Off, Def, Tot), PF, TP, A TO Blk Stl, Min. Includes team totals and game statistics.

1st - FG %: 8-15 53.3% 2nd: 7-16 43.8% 3rd: 13-21 61.9% 4th: 11-21 52.4% Game: 39-73 53.4% Deadball Rebounds 6

Officials: Karleena Tobin,Katie Lukanich,Pualani Spurlock Technical fouls: Temple-None. #5/4 South Carolina-None.

Attendance: 3500 2020-21 Women's Basketball. Round: 0. South Carolina vs Temple. Played at Colo

Score by periods table with columns: 1st, 2nd, 3rd, 4th, Total. Shows scores for Temple and #5/4 South Carolina.

Last FG - Temple 4th-06:44, SC 4th-00:00. Largest lead - Temple by 3 1st-08:23, SC by 62 4th-00:00. Temple led for 02:01. SC led for 35:59. Game was tied for 02:00.

Official Basketball Box Score -- Game Totals -- Final Statistics
Florida vs #5/4 South Carolina
12/31/20 4:00 pm at Columbia, SC

Florida 59 • 7-2,0-1 SEC

Table with columns: #, Player, FG-FGA, 3-Ptr, FT-FTA, Rebounds (Off, Def, Tot), PF, TP, A TO Blk Stl, Min. Includes team totals and game statistics.

1st - FG %: 3-19 15.8% 2nd: 5-13 38.5% 3rd: 12-19 63.2% 4th: 4-14 28.6% Game: 24-65 36.9% Deadball Rebounds 3,1

#5/4 South Carolina 75 • 6-1,1-0 SEC

Table with columns: #, Player, FG-FGA, 3-Ptr, FT-FTA, Rebounds (Off, Def, Tot), PF, TP, A TO Blk Stl, Min. Includes team totals and game statistics.

1st - FG %: 6-21 28.6% 2nd: 11-20 55.0% 3rd: 7-22 31.8% 4th: 7-16 43.8% Game: 31-79 39.2% Deadball Rebounds 3,1

Officials: Dawn Marsh,Natasha Camy,Pualani Spurlock-Welsh Technical fouls: Florida-None. #5/4 South Carolina-None.

Attendance: 3500 2020-21 Women's Basketball. Round: 0. Florida vs South Carolina. Played at Col

Score by periods table with columns: 1st, 2nd, 3rd, 4th, Total. Shows scores for Florida and #5/4 South Carolina.

Last FG - UF 4th-00:09, SC 4th-01:18. Largest lead - UF None, SC by 22 3rd-08:51. UF led for 00:00. SC led for 39:27. Game was tied for 00:23.

**2020-21 South Carolina Basketball**  
**#5/4 South Carolina Points-Rebounds-Assists (as of Dec 31, 2020)**  
**All games**

Opponent	Date	Score	THOMPSON, 00	COOKE,ZIA, 01	RUSSELL,EN, 02	HENDERSON, 03	BOSTON,ALI, 04	SAXTON,VIC, 05	LITTLETON, 11	BEAL,BREA, 12	AMHERE,IA, 15	GRISSETT,L, 24	WESOLEKE, 32
CC	11/25/20	119-38 W	5-0-0	18-1-3	14-4-2	11-6-5	11-12-1	19-12-2	7-8-0	8-2-1	11-11-2	13-10-3	2-4-0
vs SD	11/28/20	81-71 W	3-0-0	19-5-1	2-0-1	19-9-3	12-8-4	4-3-0	0-0-0	3-5-3	11-9-1	8-5-1	0-1-0
vs Gonz	11/29/20	79-72 W	DNP	16-4-4	DNP	23-3-2	10-5-0	9-6-1	1-1-1	12-7-1	6-4-2	2-2-1	DNP
NCSU	12/03/20	46-54 L	0-0-0	11-5-1	0-0-0	2-7-6	9-9-0	0-3-0	0-2-0	5-4-0	11-15-2	8-3-0	DNP
at IowaSt	12/06/20	83-65 W	0-1-0	19-1-4	8-1-0	12-4-7	13-15-3	9-9-1	5-7-3	13-4-2	4-2-1	DNP	0-2-0
Temple	12/17/20	103-41 W	2-1-0	23-3-4	11-3-1	8-3-7	14-9-1	16-7-0	6-4-2	5-3-3	11-3-1	7-7-3	0-3-0
UF	12/31/20	75-59 W	0-2-0	26-3-5	0-1-0	2-7-9	28-16-1	9-12-0	DNP	4-1-2	2-3-2	4-2-0	0-0-0

**2020-21 South Carolina Basketball**  
**#5/4 South Carolina Team Game-by-Game Comparison (as of Dec 31, 2020)**  
**All games**

Opponent	1st	2nd	Score	Mar	Total FG	FG Pct	3-Pointers	3FG Pct	Free Throws	FT Pct	Rebounds	Assist	T/Over	Block	Steal	Fouls
COL. OF CHARLESTON	62/20	57/18	119-38	+81	42-71/13-74	.592/.176	4-13/1-23	.308/.043	31-47/11-24	.660/.458	73/28	19/0	15/18	13/3	12/6	20/31
South Dakota	37/37	44/34	81-71	+10	30-72/29-67	.417/.433	5-14/2-16	.357/.125	16-29/11-20	.552/.550	45/37	14/15	9/8	5/3	6/5	22/25
#21/20 Gonzaga	38/34	41/38	79-72	+7	26-54/29-55	.481/.527	2-5/9-19	.400/.474	25-41/5-13	.610/.385	36/29	12/20	12/15	4/5	6/4	17/32
#8/6 NC STATE	20/21	26/33	46-54	(8)	20-74/20-68	.270/.294	2-12/4-17	.167/.235	4-11/10-12	.364/.833	54/49	9/10	11/9	6/7	2/2	15/12
#23/18 Iowa State	44/30	39/35	83-65	+18	30-63/23-62	.476/.371	13-26/5-27	.500/.185	10-13/14-16	.769/.875	50/24	21/8	19/10	6/5	1/8	21/10
TEMPLE	44/25	59/16	103-41	+62	39-73/14-60	.534/.233	8-22/4-23	.364/.174	17-25/9-13	.680/.692	54/30	22/6	6/8	7/5	10/1	8/19
FLORIDA	39/18	36/41	75-59	+16	31-79/24-65	.392/.369	3-16/7-17	.188/.412	10-12/4-11	.833/.364	51/39	19/11	15/21	10/2	12/3	14/14

Note: Game totals are displayed in the format TEAM/OPPONENT for each category

**2020-21 South Carolina Basketball**  
**#5/4 South Carolina Combined Team Statistics (as of Dec 31, 2020)**  
**Conference games only**

<b>RECORD:</b>	<b>OVERALL</b>	<b>HOME</b>	<b>AWAY</b>	<b>NEUTRAL</b>
ALL GAMES	1-0	1-0	0-0	0-0
CONFERENCE	1-0	1-0	0-0	0-0
NON-CONFERENCE	0-0	0-0	0-0	0-0

##	Player	gp-gs	min	avg	Total		3-Point		F-Throw		Rebounds			pf	dq	a	to	blk	stl	pts	avg	
					fg-fga	fg%	3fg-fga	3fg%	ft-fga	ft%	off	def	tot									avg
04	Aliyah Boston	1-1	36	36.0	11-18	.611	3-5	.600	3-4	.750	5	11	16	16.0	3	0	1	0	4	3	28	28.0
01	Zia Cooke	1-1	37	37.0	10-22	.455	0-3	.000	6-6	1.000	1	2	3	3.0	2	0	5	1	1	2	26	26.0
05	Victoria Saxton	1-1	30	30.0	4-9	.444	0-0	.000	1-2	.500	5	7	12	12.0	1	0	0	4	3	3	9	9.0
24	LeLe Grissett	1-0	12	12.0	2-4	.500	0-0	.000	0-0	.000	1	1	2	2.0	1	0	0	1	0	0	4	4.0
12	Brea Beal	1-1	27	27.0	2-11	.182	0-3	.000	0-0	.000	1	0	1	1.0	3	0	2	2	0	0	4	4.0
15	Laeticia Amihere	1-0	12	12.0	1-5	.200	0-1	.000	0-0	.000	2	1	3	3.0	3	0	2	3	2	1	2	2.0
03	Destanni Henderson	1-1	38	38.0	1-7	.143	0-2	.000	0-0	.000	2	5	7	7.0	1	0	9	4	0	3	2	2.0
32	Elysa Wesolek	1-0	2	2.0	0-1	.000	0-1	.000	0-0	.000	0	0	0	0.0	0	0	0	0	0	0	0	0.0
02	Eniya Russell	1-0	1	1.0	0-1	.000	0-1	.000	0-0	.000	0	1	1	1.0	0	0	0	0	0	0	0	0.0
00	Olivia Thompson	1-0	5	5.0	0-1	.000	0-0	.000	0-0	.000	0	2	2	2.0	0	0	0	0	0	0	0	0.0
Team											2	2	4									
Total.....		1	200		31-79	.392	3-16	.188	10-12	.833	19	32	51	51.0	14	0	19	15	10	12	75	75.0
Opponents.....		1	200		24-65	.369	7-17	.412	4-11	.364	12	27	39	39.0	14	0	11	21	2	3	59	59.0

<b>TEAM STATISTICS</b>	<b>SC</b>	<b>OPP</b>	<b>Date</b>	<b>Opponent</b>	<b>Score</b>	<b>Att.</b>
SCORING	75	59	* 12/31/20	FLORIDA	w 75-59	3500
Points per game	75.0	59.0				
Scoring margin	+16.0	-				
FIELD GOALS-ATT	31-79	24-65				
Field goal pct	.392	.369				
3 POINT FG-ATT	3-16	7-17				
3-point FG pct	.188	.412				
3-pt FG made per game	3.0	7.0				
FREE THROWS-ATT	10-12	4-11				
Free throw pct	.833	.364				
F-Throws made per game	10.0	4.0				
REBOUNDS	51	39				
Rebounds per game	51.0	39.0				
Rebounding margin	+12.0	-				
ASSISTS	19	11				
Assists per game	19.0	11.0				
TURNOVERS	15	21				
Turnovers per game	15.0	21.0				
Turnover margin	+6.0	-				
Assist/turnover ratio	1.3	0.5				
STEALS	12	3				
Steals per game	12.0	3.0				
BLOCKS	10	2				
Blocks per game	10.0	2.0				
ATTENDANCE	3500	0				
Home games-Avg/Game	1-3500	0-0				
Neutral site-Avg/Game	-	0-0				

<b>Score by Periods</b>	<b>1st</b>	<b>2nd</b>	<b>3rd</b>	<b>4th</b>	<b>Totals</b>
#5/4 South Carolina	14	25	18	18	75
Opponents	6	12	29	12	59

@ = Bad Boy Mowers Crossover Classic (Sioux Falls, S.D.)  
 < = SEC/Big 12 Challenge  
 \* = SEC game

**2020-21 South Carolina Basketball**  
**#5/4 South Carolina Combined Team Statistics (as of Dec 31, 2020)**  
**All games**

<b>RECORD:</b>	<b>OVERALL</b>	<b>HOME</b>	<b>AWAY</b>	<b>NEUTRAL</b>
ALL GAMES	6-1	3-1	1-0	2-0
CONFERENCE	1-0	1-0	0-0	0-0
NON-CONFERENCE	5-1	2-1	1-0	2-0

##	Player	gp-gs	min	avg	Total		3-Point		F-Throw		Rebounds				pf	dq	a	to	blk	stl	pts	avg
					fg-fga	fg%	3fg-fga	3fg%	ft-fga	ft%	off	def	tot	avg								
01	Zia Cooke	7-7	220	31.4	45-107	.421	16-32	.500	26-32	.813	4	18	22	3.1	8	0	22	15	1	6	132	18.9
04	Aliyah Boston	7-7	203	29.0	40-81	.494	5-14	.357	12-18	.667	26	48	74	10.6	19	0	10	8	11	10	97	13.9
03	Destanni Henderson	7-7	219	31.3	27-63	.429	7-18	.389	16-22	.727	7	32	39	5.6	8	0	39	13	2	8	77	11.0
05	Victoria Saxton	7-6	154	22.0	27-46	.587	0-0	.000	12-19	.632	20	32	52	7.4	16	0	4	14	17	8	66	9.4
15	Laeticia Amihere	7-1	138	19.7	18-51	.353	0-6	.000	20-32	.625	19	28	47	6.7	21	1	11	12	10	2	56	8.0
12	Brea Beal	7-7	163	23.3	21-54	.389	4-12	.333	4-11	.364	12	14	26	3.7	14	0	12	9	3	5	50	7.1
24	Lele Grissett	6-0	103	17.2	18-25	.720	0-0	.000	6-17	.353	14	15	29	4.8	13	1	8	4	3	4	42	7.0
02	Eniya Russell	6-0	63	10.5	12-26	.462	2-8	.250	9-15	.600	1	8	9	1.5	7	0	4	5	1	2	35	5.8
11	Destiny Littleton	6-0	75	12.5	5-18	.278	1-9	.111	8-10	.800	2	20	22	3.7	4	0	6	2	0	3	19	3.2
00	Olivia Thompson	6-0	28	4.7	4-11	.364	2-7	.286	0-0	.000	2	2	4	0.7	1	0	0	2	0	0	10	1.7
32	Elysa Wesolek	5-0	34	6.8	1-4	.250	0-2	.000	0-2	.000	4	6	10	2.0	6	0	0	0	3	1	2	0.4
Team											16	13	29					3				
Total.....		7	1400		218-486	.449	37-108	.343	113-178	.635	127	236	363	51.9	117	2	116	87	51	49	586	83.7
Opponents.....		7	1400		152-451	.337	32-142	.225	64-109	.587	82	154	236	33.7	143	5	70	99	30	29	400	57.1

**TEAM STATISTICS**

	<b>SC</b>	<b>OPP</b>
SCORING	586	400
Points per game	83.7	57.1
Scoring margin	+26.6	-
FIELD GOALS-ATT	218-486	152-451
Field goal pct	.449	.337
3 POINT FG-ATT	37-108	32-142
3-point FG pct	.343	.225
3-pt FG made per game	5.3	4.6
FREE THROWS-ATT	113-178	64-109
Free throw pct	.635	.587
F-Throws made per game	16.1	9.1
REBOUNDS	363	236
Rebounds per game	51.9	33.7
Rebounding margin	+18.1	-
ASSISTS	116	70
Assists per game	16.6	10.0
TURNOVERS	87	99
Turnovers per game	12.4	14.1
Turnover margin	+1.7	-
Assist/turnover ratio	1.3	0.7
STEALS	49	29
Steals per game	7.0	4.1
BLOCKS	51	30
Blocks per game	7.3	4.3
ATTENDANCE	14000	864
Home games-Avg/Game	4-3500	1-864
Neutral site-Avg/Game	-	2-0

<b>Date</b>	<b>Opponent</b>		<b>Score</b>	<b>Att.</b>
11/25/20	COL. OF CHARLESTON	w	119-38	3500
@ 11/28/20	vs South Dakota	w	81-71	0
@ 11/29/20	vs #21/20 Gonzaga	w	79-72	0
12/03/20	#8/6 NC STATE	L	46-54	3500
< 12/06/20	at #23/18 Iowa State	w	83-65	864
12/17/20	TEMPLE	w	103-41	3500
* 12/31/20	FLORIDA	w	75-59	3500

@ = Bad Boy Mowers Crossover Classic (Sioux Falls, S.D.)

< = SEC/Big 12 Challenge

\* = SEC game

<b>Score by Periods</b>	<b>1st</b>	<b>2nd</b>	<b>3rd</b>	<b>4th</b>	<b>Totals</b>
#5/4 South Carolina	148	136	178	124	586
Opponents	92	93	115	100	400