

GAME 14 | THURSDAY, JANUARY 28, 2021

#4/3 **SOUTH CAROLINA** (12-1, 7-0) AT #21/19 **MISSISSIPPI ST** (8-4, 3-3)

7 P.M. ET | STARKVILLE, MISS. | HUMPHREY COLISEUM

TV: ESPN | RADIO: 1320 AM / 107.5 THE GAME (IN PROGRESS)
 LIVE STATS: GAMECOCKS.STATBROADCAST.COM

ABOUT TODAY'S GAME

- Tonight's game pits former U.S. Olympic gold medal winning teammates and former colleagues against each other as Dawn Staley and Nikki McCray captured Olympic gold in 1996 and 2000 and shared the South Carolina bench for nine seasons (2008-09 through 2016-17).
- South Carolina is looking for its 24th straight SEC regular-season victory tonight, which would match its longest SEC win streak – Jan. 3, 2016 through Jan. 26, 2017. Including three wins in the 2020 SEC Tournament, the Gamecocks have defeated an SEC opponent 26 straight games.
- A win tonight would be the Gamecocks' 200th SEC regular-season victory with 146 of them having come in their 13 seasons under head coach Dawn Staley.

GAMECOCK NOTABLES

- South Carolina has proven it can win in a variety of ways this season with a 7-1 record when scoring at least 60 points and a 5-1 mark when held under 60 points. In the last two weeks alone, the Gamecocks won with their highest two SEC point totals in program history (106 at Vanderbilt, 104 vs. Arkansas) and won with two of their three lowest-scoring outputs of the season (62 vs. #22/23 Georgia, 69 at LSU).
- Of the Gamecocks' 12 wins this season, nine have come by double digits, including five of their seven SEC victories. South Carolina is eighth in the nation in scoring margin at +23.8 with a +19.9 advantage in league play. Both numbers lead the SEC.
- Averaging 18.3 offensive rebounds per game, South Carolina ranks fourth in the nation in that stat. Those boards have led to 18.2 second-chance points per game on the season. Four Gamecocks rank among the SEC's top 15 in offensive rebounding average – Boston (2nd, 4.0), Grissett (7th, 2.8), Saxton (7th, 2.8) and Amihere (13th, 2.5).
- It's no secret that the Gamecocks want to push tempo whenever possible, and junior point guard Destanni Henderson is key to that effort. In SEC games, South Carolina averages 22.0 fast-break points, accounting for 27.1 percent of their 81.1 points per game. Henderson has scored 6.3 of those fast-break points per game and has assisted on another 4.3 – putting her hands on 48.1 percent (10.6 ppg) of the fast-break points.
- Unanimous AP Preseason All-American Aliyah Boston is making a solid case for national player of the year consideration. The 6-foot-5 sophomore averages a double-double overall (14.8 ppg/11.3 rpg), in SEC play (17.7/12.7) and against ranked opponents (15.7/11.3). She has pulled in double-digit rebounds in seven straight games and has four 20-point outings in her seven SEC games this season. She was especially dominant in the last seven days, averaging 20.7 points on 54.5 percent shooting, 13.7 rebounds and 5.7 blocks over those three games, including two against ranked opponents.
- Destanni Henderson ranks 17th in the country with an SEC-best 5.9 assists per game with four games of eight or more assists, including one double-double, and her assist numbers rise to 6.7 in SEC play. The distribution has not slowed down her own scoring, as she ranks third on the team with 12.5 points per game on the season and 12.6 points per game in SEC games.
- Sophomore Brea Beal has been solid on both sides of the ball in the last four games. While helping lock down the opponent's top scorer, she has added 14.5 points per game on 58.3 percent shooting, including 53.8 percent from 3-point range.

GAMECOCKS

12-1, 7-0 SEC

Ranking: 4/3 (AP/Coaches)

Head Coach: Dawn Staley

Record at SC: 37-99 (13th)

Career Record: 489-179 (21st)

Top Scorer: Zia Cooke (15.5)

Top Rebounder: Aliyah Boston (11.3)



BULLDOGS

8-4, 3-3 SEC

Ranking: 21/19 (AP/Coaches)

Head Coach: Nikki McCray-Penson

Record at MSU: 8-4 (1st)

Career Record: 61-44 (4th)

Top Scorer: Rickea Jackson (15.8)

Top Rebounder: Jessika Carter (9.2)



SCHEDULE/RESULTS

Nov. 25	Charleston (SECN+)	119-38
	<i>Women's Bad Boy Mowers Crossover Classic</i>	
Nov. 28	vs. South Dakota	W, 81-71
Nov. 29	vs. #21/20 Gonzaga	W, 79-72
Dec. 3	#8/6 NC State (ESPN2)	L, 46-54
	<i>SEC/Big 12 Challenge</i>	
Dec. 6	at #23/18 Iowa State (ESPNU)	W, 83-65
Dec. 17	Temple (SECN)	W, 103-41
Dec. 31	Ole Miss*	Postponed
Dec. 31	Florida* (ESPNU)	W, 75-59
Jan. 4	at Alabama (SECN)	W, 77-60
Jan. 10	at #10/8 Kentucky* (ESPN)	W, 75-70
Jan. 14	at Vanderbilt* (SECN+)	W, 106-43
Jan. 18	#15/16 Arkansas* (ESPN2)	W, 104-82
Jan. 21	#22/23 Georgia* (SECN)	W, 62-50
Jan. 24	at LSU* (SECN)	W, 69-65
Jan. 28	at #21/19 Mississippi St* (ESPN)	7 p.m.
Jan. 31	Alabama* (SECN)	3 p.m.
Feb. 4	at Auburn* (SECN+)	7 p.m.
Feb. 8	at UConn (FS1)	TBA
Feb. 11	Missouri* (SECN)	7 p.m.
Feb. 14	LSU* (SECN)	Noon
Feb. 18	at Tennessee (SECN)	7 p.m.
Feb. 21	Kentucky* (ESPN)	3 p.m.
Feb. 28	at Texas A&M* (ESPN2)	2 p.m.
Mar. 3-7	SEC Tournament (Greenville, S.C.)	TBA

All Times Listed as Eastern and are subject to change

* indicates SEC Game

SECN is SEC Network; SECN+ is SEC Network online via ESPN app

3

Sophomore Aliyah Boston needs just three blocked shots to move into a tie for 10th in program history in career blocks, playing in just 46 career games so far.

5

With five wins over ranked teams, South Carolina is tied with Texas A&M for the most in the country. For both teams, just two of the wins came at home.

25

The Gamecocks have appeared in the top five of the last 25 AP Polls, the longest active streak in the country.

61.3

South Carolina leads the SEC in scoring defense, allowing league opponents just 61.3 points per game.












62.0

In SEC play, the Gamecocks have scored 62.0 percent of their 81.1 points per game in the paint.

TALE OF THE TAPE

	83.0	.459	.343	.621	15.2	59.2	.356	.243	+18.1	15.2	+1.0	7.8	7.5
SOUTH CAROLINA	Points	FG%	3FG%	FT%	FTM per Game	Scoring Def.	FG% Def.	3FG% Def.	Reb. Margin	Assists	TO Margin	Blocks	Steals
MISSISSIPPI STATE	76.1	.455	.360	.649	10.9	64.8	.359	.284	+2.4	16.1	+1.3	4.3	6.5

2020-21 SOUTH CAROLINA MEDIA ROSTER

0		<p>Olivia Thompson 5-8 • So. • Guard • Lexington, S.C.</p> <p>PPG 1.3 RPG 0.5 APG 0.1 FG% .357 FT% —</p>	<p>LAST GM: 1 asst, 3 mins vs. Georgia NOTABLE: Good outside shooter ... has played in 10 games this season, hitting a 3 in three ... 2019 SCBCA Class 5A Player of the Year and SC HS Sports Report co-Statewide Player of the Year.</p>	<p>Career Highs Pts: 10 vs. Alabama St, 11/5/19 Asst: 2 vs. USC Upstate, 11/21/19 Stl: 1, 2x, at Alabama, 1/4/21 Reb: 2 vs. Florida, 12/31/20 Min: 14 at Ole Miss, 1/30/20</p>
1		<p>Zia Cooke 5-9 • So. • Guard • Toledo, Ohio <i>ZY-uh COOK</i></p> <p>PPG 15.5 RPG 2.8 APG 2.3 FG% .409 FT% .750</p>	<p>LAST GM: 11 pts, 2 stls at LSU NOTABLE: Explosive, athletic guard who finds the rim and has great body control ... 14th in SEC in ppg, 12th in FT% ... 10 games of 10+ points, including two 20-point games ... Naismith, Wade and Wooden Watch Lists.</p>	<p>Career Highs Pts: 27 at Dayton 11/13/19 Reb: 7 at Dayton, 11/13/19 Asst: 5, 2x, vs. Florida, 12/31/20 Stl: 4 vs. USC Upstate, 11/21/19 Min: 37, 2x, at LSU, 1/24/21</p>
2		<p>Eniya Russell 6-1 • Fr. • Guard • Baltimore, Md. <i>ih-NYE-uh</i></p> <p>PPG 3.9 RPG 1.2 APG 0.6 FG% .405 FT% .526</p>	<p>LAST GM: 1 asst, 1 stl, 1 min at LSU NOTABLE: Great passer, can shoot deep 3, gets to the rim, strong pull-up game ... has played in 12 games, including all 7 in SEC ... 2 games of 10+ points ... scored 14.9 points per game as a high school senior.</p>	<p>Career Highs Pts: 14 vs. Charleston, 11/25/20 Reb: 4 vs. Charleston, 11/25/20 Asst: 2 vs. Charleston, 11/25/20 Stl: 2, 2x, at Vandy, 1/14/21 Min: 20, 2x, at Vandy, 1/14/21</p>
3		<p>Destanni Henderson 5-7 • Jr. • Guard • Fort Myers, Fla. <i>DES-tuh-nee</i></p> <p>PPG 12.5 RPG 5.6 APG 5.9 FG% .433 FT% .810</p>	<p>LAST GM: 16 pts, 8 assts, 5 rebs at LSU NOTABLE: Confident, explosive guard ... 1st in SEC in apg, 6th in A:TO (2.6)... in SEC games - 6.7 apg (1st), 2.0 A:TO (5th), 5.9 rpg (18th) ... Crossover Classic MVP ... 2020 SEC All-Tournament, 2019 SEC All-Freshman Team.</p>	<p>Career Highs Pts: 23 vs. Gonzaga, 11/29/20 Reb: 9 vs. S. Dakota, 11/28/20 Asst: 10 vs. Arkansas, 1/18/21 Stl: 5 at Temple, 12/7/19 Min: 38, 3x, at Kentucky, 1/10/21</p>
4		<p>Aliyah Boston 6-5 • So. • For. • St. Thomas, U.S.V.I. <i>uh-LEE-uh</i></p> <p>PPG 14.8 RPG 11.3 BPG 3.2 FG% .497 FT% .698</p>	<p>LAST GM: 20 pts, 14 rebs, 36 mins at LSU NOTABLE: Captain ... physical, loves contact, good range ... 16th in NCAA in rpg, 2nd in SEC; 7th in NCAA in bpg, 1st in SEC ... vs. SEC 17.7 ppg (7th), 12.7 rpg (2nd), 4.9 bpg (1st) ... Preseason All-America, Naismith, Wade, Wooden Watch Lists.</p>	<p>Career Highs Pts: 28 vs. Florida, 12/31/20 Reb: 25 vs. Arkansas, 1/9/20 Blk: 10, 2x, vs. Georgia, 1/21/21 Stl: 4, 2x, S. Dakota, 11/28/20 Min: 36, 2x, at LSU, 1/24/21</p>
5		<p>Victoria Saxton 6-2 • Jr. • Forward • Rome, Ga. <i>vic-TAR-ee-uh</i></p> <p>PPG 10.1 RPG 6.3 BPG 1.8 FG% .611 FT% .500</p>	<p>LAST GM: 4 pts, 5 rebs, 1 blk at LSU NOTABLE: Team captain ... lithe, athletic forward, quick off the floor, great rebounder and shot blocker ... 4th in SEC in bpg, 19th in rpg, 8th in off. rpg (2.8) ... 5 games of 10+ points, 3 games of 10+ rebs ... 2019 SEC All-Freshman Team.</p>	<p>Career Highs Pts: 20 at Vandy, 1/14/21 Reb: 12, 2x, vs. Florida, 12/31/20 Blk: 5, 2x, Charleston, 11/25/20 Stl: 3, 3x, vs. Florida, 12/31/20 Min: 32 at Iowa State, 12/6/20</p>
11		<p>Destiny Littleton 5-9 • Jr. • Guard • San Diego, Calif.</p> <p>PPG 3.2 RPG 3.3 APG 0.9 FG% .300 FT% .750</p>	<p>LAST GM: 1 reb, 7 mins at LSU NOTABLE: Big guard, good scorer/shooter ... returning from procedure to alleviate chronic ankle issues while sitting out last season due to NCAA transfer rules ... played in 11 games, including five SEC.</p>	<p>Career Highs Pts: 22 vs. Northwestern St, 12/29/18* Reb: 8, 2x, vs. Charleston, 11/25/20 Asst: 7 vs. Northwestern St, 12/29/18* Stl: 3, 2x, at Oklahoma St, 2/12/19* Min: 34, 2x, vs. Kansas St, 2/17/19* <small>* indicates set prior to South Carolina</small></p>
12		<p>Brea Beal 6-1 • So. • Guard • Rock Island, Ill. <i>BREE</i></p> <p>PPG 9.1 RPG 4.6 APG 1.5 FG% .480 FT% .481</p>	<p>LAST GM: 10 pts, 4 assts, 2 stls at LSU NOTABLE: Big, physical guard who got stronger in offseason ... brings intangibles, incredible competitiveness ... takes toughest defensive assignment ... last 4 gms - 14.5 ppg, .583 FG% ... Cheryl Miller Award Watch List.</p>	<p>Career Highs Pts: 22 vs. Arkansas, 1/18/21 Reb: 13 at Missouri, 1/16/20 Asst: 4, 3x, at LSU, 1/24/21 Stl: 3, 4x, vs. Miss. State, 1/20/20 Min: 35 vs. Arkansas, 1/18/21</p>
15		<p>Laeticia Amihere 6-4 • So. • For. • Mississauga, Ontario <i>luh-TEE-shuh ah-MEE-hear</i></p> <p>PPG 6.9 RPG 5.3 BPG 1.3 FG% .376 FT% .605</p>	<p>LAST GM: 2 rebs, 7 mins at LSU NOTABLE: Explosive, athletic forward with solid guard skills ... growing confidence with more game action ... 8th in SEC in bpg, 13th in off. rpg (2.5) ... in SEC games, 6th in bpg (1.3) ... 10+ points 6 times.</p>	<p>Career Highs Pts: 16 at Ole Miss, 1/30/20 Reb: 15 vs. NC State, 12/3/20 Blk: 3, 7x, vs. Arkansas, 1/18/21 Stl: 4 vs. Georgia, 1/21/21 Min: 30 vs. S. Dakota, 11/28/20</p>
24		<p>LeLe Grissett 6-2 • Sr. • G/F • Durham, N.C. <i>LEE-lee grih-SET</i></p> <p>PPG 6.8 RPG 4.9 APG 1.2 FG% .576 FT% .394</p>	<p>LAST GM: 8 pts, 3 rebs, 3 assts at LSU NOTABLE: Long, versatile and high-energy guard who can play any position on the floor, including recent time at point guard... aggressive perimeter defender... "big guard" who can score in the post and rebounds well.</p>	<p>Career Highs Pts: 22 at Vanderbilt, 1/18/18 Reb: 12 at Vandy, 1/14/21 Asst: 4, 2x, vs. Arkansas, 3/7/20 Stl: 4, 2x, vs. Georgia, 3/6/20 Min: 29 vs. Tennessee, 1/14/18</p>
32		<p>Elysa Wesolek 6-1 • Jr. • Forward • Charleston, S.C. <i>uh-LISS-uh WES-uh-leck</i></p> <p>PPG 0.8 RPG 1.6 BPG 0.4 FG% .375 FT% .000</p>	<p>LAST GM: 2 rebs, 7 mins vs. Georgia NOTABLE: Solid shooting forward ... has played in 8 games so far ... appeared in 20 games in 2019-20, including 10 of 16 SEC contests ... has one double-figure scoring game in her career ... 2018 SCISA Miss Basketball.</p>	<p>Career Highs Pts: 10 vs. ETSU, 11/22/18 Reb: 2, 9x, vs. Georgia, 1/21/21 Asst: 1, 6x, at Missouri, 1/16/20 Stl: 2 vs. USC Upstate, 11/21/19 Min: 13 at Vandy, 1/14/21</p>

QUICK FACTS

The University

Location: Columbia, S.C.
Founded: 1801
Enrollment: 33,176
Colors: Garnet (PMS 202C) and Black
Nickname: Gamecocks
Conference: Southeastern
President: Bob Caslen
Athletics Director: Ray Tanner
Facility: Colonial Life Arena (18,000)

Coaching Staff

Head Coach: Dawn Staley
Alma Mater: Virginia, 1992
Overall Record: 489-179 (21st season)
School Record: 317-99 (13th season)
Assoc. Head Coach, Alma Mater:
 Lisa Boyer, Ithaca, 1979 (13th season)
Assistant Coaches, Alma Mater:
 Fred Chmiel, Excelsior, 2001 (6th season)
 Jolette Law, Iowa, 1990 (4th season)

Team Information

2019-20 Record: 32-1
 Home: 15-0 Away: 12-0 Neutral: 5-1
SEC Record (Finish): 16-0 (1st)
 Home: 8-0 Away: 8-0
Letterwinners Returning/Lost: 9/2
Starters Returning/Lost: 3/2

Program History

First Year of Women's Basketball: 1974-75
All-Time Record: 897-528 (47th season)
All-Time SEC Record: 199-67 (30th season)
NCAA Appearances (Last): 16 (2019)
NCAA Tournament Record: 28-14
2019 NCAA Result: Sweet 16, L, 68-93 vs. Baylor, Greensboro, N.C.
WNIT Appearances (Last): 4 (2011)
WNIT Record: 3-4

Media Relations

Women's Basketball Contact: Diana Koval
Office: 803.777.7977
Cell: 314.369.6050
Email: dkoval@mailbox.sc.edu
Press Row Phone: 803.777.6182
Women's Basketball on Social Media:
Twitter: @GamecockWBB
Instagram: @GamecockWBB
Facebook: @GamecockWBB
TikTok: @GamecockWBB
Head Coach on Social Media
Twitter: @DawnStaley
Instagram: @Staley05
Athletics Department on the Web
Website: GamecocksOnline.com
Twitter: @GamecocksOnline
Instagram: @GamecocksOnline
Facebook: Facebook.com/GamecocksOnline
YouTube: YouTube.com/GamecocksOnline

CURRENT STREAKS

	Total	Home	Road	Neut.
Overall	W9	W4	W20	W7
SEC	W23	W11	W17	—
Non-Conference	W2	W1	W6	W7
Ranked Teams	W4	W2	W5	W4

Five-Second Count

South Carolina women's basketball is in the midst of its most successful era, claiming at least 20 wins for the last nine seasons, including four 30-win seasons in the last six campaigns. The Gamecocks have played in the NCAA Elite Eight three times in the last five NCAA Tournaments, including winning the 2017 National Championship, and have been ranked in the AP Top 25 for 161 consecutive weeks. Staley led the Gamecocks to their only No. 1 rankings in program history (12 weeks in 2014-15, 10 weeks in 2019-20, 2 weeks in 2020-21), five SEC regular-season titles and five SEC Tournament championships.

Under Staley's leadership, six Gamecocks have earned All-America status, two have earned SEC Player of the Year honors and 19 have picked up All-SEC recognition at least once. Eight Gamecocks have been selected in the WNBA Draft in the last five years, including 2018 No. 1 overall pick Aja Wilson, who went on to become the Gamecocks' second-straight WNBA Rookie of the Year (2018) and the program's first WNBA MVP (2020).

Mississippi State Series Notes

The Gamecocks lead the series 23-19 after the teams split the last six meetings. In the Dawn Staley era, South Carolina has a 14-6 advantage. Both teams have been ranked in each of the last 12 meetings.

South Carolina swept both games last season, winning a tight 81-79 decision at Colonial Life Arena (Jan. 20) then claiming the SEC Tournament title with a 76-62 win in Greenville (Mar. 8).

Aliyah Boston won the post battle last season, averaging 12.5 points and 11.5 rebounds against the Bulldogs.

Road Ready

The Gamecocks are 275-256 all-time in road games, including a 100-42 mark under head coach Dawn Staley. Staley's .704 winning percentage on the road is the best of the Gamecocks' seven head coaches all-time.

In SEC road games, Gamecocks are 69-30 (.697) during Staley's tenure.

Ranked Readings

South Carolina is 81-62 against nationally ranked opponents under head coach Dawn Staley, although that

WHAT MATTERS

South Carolina head coach Dawn Staley picked "What Matters" as this season's theme, reflecting the value of knowing what matters most to you – your why – and how focusing on that provides a navigational guide through challenging times.

Each Gamecock wrote her own personal statement of "What Matters" to her. Pieces of each statement were blended together as a script for the video that launched the team.

That video and each Gamecocks' personal "What Matters" statement can be found at GamecocksOnline.com/WhatMatters.

record is skewed by the early seasons of her tenure. The Gamecocks are 66-23 (.742) versus ranked foes since the start of the 2014-15 campaign, including a 24-17 mark against top-10 opponents during that time.

This season, the Gamecocks are 5-1 against ranked opponents.

Schedule Strength

The Gamecocks leads nation in past opponents' winning percentage (.750) and in all opponents' winning percentage (.737).

With a 5-1 record against ranked opponents and 7-1 against NET top-30 teams. South Carolina and Texas A&M are tied for the most wins over ranked opponents this season with five each.

The Gamecocks' 22-game schedule includes nine games against teams ranked in the most recent AP Top 25 and/or USA Today Coaches' Poll.

Ranking Review

The Gamecocks are ranked No. 4 in the AP Poll and No. 3 in the USA Today Coaches' Poll.

Ranked in the AP Top 25 for the last 161 consecutive weeks, South Carolina has the fourth-longest active streak in the nation. With 25 consecutive appearances in the top five of the AP Poll, the Gamecocks have the longest active streak of top-five showings in the nation.

Staley's Stand

In her 21st season as a head coach, Dawn Staley has a

GAMECOCKS IN THE RANKINGS (thru games of 1/25)

Team	SEC	NCAA	Actual
Scoring Offense	2	12	83.0
Scoring Defense	3	57	59.2
Scoring Margin	1	8	+23.8
Field Goal Percentage	3	29	.459
Field Goal %age Def.	2	36	.356
3-Point FG %age	6	70	.343
3-Point FG %age Def.	1	16	.243
3-Point FG Made/Gm.	12	267	4.7
Free Throw Percentage	14	299	.621
Rebounding Offense	1	1	50.8
Rebounding Defense	4	—	32.7
Rebounding Margin	1	3	+18.1
Assists Per Game	7	77	15.2
Steals Per Game	10	181	7.5
Turnover Margin	10	142	+1.0
Turnovers Per Game	—	50	13.8
Assist-to-Turnover Ratio	6	50	1.1
Blocked Shots Per Game	1	1	7.8
Home Attendance Avg.	1	1	3,500

Laetitia Amihere	SEC	NCAA	Actual
Blocked Shots Per Game	8	139	1.3
Aliyah Boston	SEC	NCAA	Actual
Scoring Avg.	18	212	14.8
Rebounding Avg.	2	16	11.3
Field Goal Percentage	8	82	.497
Blocked Shots Per Game	1	7	3.2
Off. Rebs. Per Game	2	20	4.0
Zia Cooke	SEC	NCAA	Actual
Scoring Avg.	14	167	15.5
LeLe Grissett	SEC	NCAA	Actual
Off. Rebs. Per Game	7	—	2.8
Destanni Henderson	SEC	NCAA	Actual
Assists Per Game	1	17	5.9
Assist-to-Turnover Ratio	6	45	2.4
FT Percentage	5	129	.810
Victoria Saxton	SEC	NCAA	Actual
Rebounding Avg	19	—	6.3
Blocked Shots Per Game	4	65	1.8
Off. Rebs. Per Game	8	—	2.8

points per first quarter on 44.9 percent shooting and a 6.6 scoring average advantage.

Boardroom

Rebounding is one stat most coaches will say is defined by effort. For the Gamecocks, that effort comes from every position on the court.

South Carolina opened the season with a Staley-era record 73 rebounds against Charleston (Nov. 25) and hasn't looked back. The Gamecocks lead the nation in rebounds per game (50.8) and is third in rebound margin at an SEC-best +18.1.

The Gamecocks have not been out-rebounded this season and have a +14.0 rebounding margin in their six games against ranked opponents. South Carolina is fourth in the nation in offensive rebounding (18.3) and averages 18.2 second-chance points. The Gamecocks are cleaning up an SEC-best 46.1 percent of their own missed shots, including 46.3 percent in SEC games.

Starting forwards Aliyah Boston (113) and Victaria Saxton (63) lead the way on the glass, ranking second and 19th in the SEC, respectively. In SEC play, Boston's rebounding average improves to 12.7, also good for second.

Block Party

South Carolina is annually among the best shot blocking teams in the country, and the 2020-21 Gamecocks are no different as they lead the country with 7.8 blocks per game, including 8.6 in SEC play.

Nine different Gamecocks have blocked at least one shot with three ranking among the SEC's top 10.

Aliyah Boston has been on a tear in conference games averaging an SEC-best 4.9 blocks in them to move into seventh in the country with 3.2 blocks per game on the season.

Victaria Saxton is next in line with 1.8 blocks per game to rank fourth in the SEC, and Laeticia Amihere's 1.3 are eighth.

Free for All

The Gamecocks continue to get to the free throw line at one of the highest rates in the country. South Carolina's 319 trips to the line are seventh in the nation.

Zia Cooke leads the parade to the free throw line with 46 attempts this season, shooting 75.0 percent from the stripe. Destanni Henderson's 81.0 percent free throw shooting leads the team and is fifth in the conference.

They Got Next

The Gamecocks signed the No. 1 recruiting class in the country in November as Staley and her staff added four from the Class of 2021. All four are ranked among the top 14 players in the class, including the Nos. 2, 3 and 4 entries.

Sania Feagin (6-3, F, Ellenwood, Ga.)

- No. 4 in Class of 2021
- 2021 Naismith Trophy Midseason List
- 2020 Georgia Gatorade Player of the Year and 6A First-Team All-State
- 2019-20 stats: 17.2 ppg, 10.4 rpg, 3.6 bpg

Bree Hall (5-11, G, Dayton, Ohio)

- No. 14 in Class of 2021
- 2021 Naismith Trophy Midseason List

- 2020 Div. I All-Ohio Second Team
- 2019-20 stats: 21.4 ppg, 7.4 rpg, .555 FG percentage

Raven Johnson (5-8, G, Atlanta, Ga.)

- No. 2 in Class of 2021
- 2021 Naismith Trophy Midseason List
- 2020 Georgia All-Classification Player of the Year
- Led team to three straight state championships
- 2019-20 stats: 15.0 ppg, 3.9 apg, 4.3 spg

Saniya Rivers (6-0, G, Wilmington, N.C.)

- No. 3 in Class of 2021
- 2021 Naismith Trophy Midseason List
- Two-time NC Gatorade Player of the Year
- 2020 All-Area Player of the Year
- 2019-20 stats: 25.0 ppg, 11.7 rpg, 6.3 spg

2020-21 DOUBLE-DOUBLES

Aliyah Boston (7)

11/25	College of Charleston	11 pts/12 rebs
12/6	at Iowa State	13 pts/15 rebs
12/31	Florida	28 pts/16 rebs
1/10	at #10/8 Kentucky	20 pts/12 rebs
1/18	#15/16 Arkansas	26 pts/16 rebs
1/21	#22/23 Georgia	16 pts/11 rebs
1/24	at LSU	20 pts/14 rebs

Laeticia Amihere (2)

11/25	College of Charleston	11 pts/11 rebs
12/3	NC State	11 pts/15 rebs

LeLe Grissett (1)

11/25	College of Charleston	13 pts/10 rebs
-------	-----------------------	----------------

Destanni Henderson (1)

1/18	#15/16 Arkansas	14 pts/10 assts
------	-----------------	-----------------

Victaria Saxton (1)

11/25	College of Charleston	19 pts/12 rebs
-------	-----------------------	----------------

GAMES LED TEAM IN ... (includes ties for team lead)

Scoring	2020-21	Career	Record	Rebounding	2020-21	Career	Record	Assists	2020-21	Career	Record
Zia Cooke	5	16	15-1	Aliyah Boston	9	34	34-0	Destanni Henderson	11	19	18-1
Aliyah Boston	4	11	11-0	Victaria Saxton	2	5	5-0	Zia Cooke	1	3	3-0
Destanni Henderson	4	9	8-1	Laeticia Amihere	2	4	3-1	Aliyah Boston	1	1	1-0
Victaria Saxton	2	3	3-0	Destanni Henderson	2	3	3-0	Brea Beal	0	2	2-0
Laeticia Amihere	1	2	1-1	LeLe Grissett	1	10	7-3	Destiny Littleton	0	2*	2-0
LeLe Grissett	0	3	3-0	Brea Beal	1	5	5-0	Laeticia Amihere	0	1	1-0
Destiny Littleton	0	3*	2-1	Destiny Littleton	0	3*	1-2	LeLe Grissett	0	1	1-0
Brea Beal	0	1	1-0								

** indicates includes games prior to transfer to SC*

MISCELLANEOUS STATS

Triple-Doubles	2020-21	Career	Record	10+ Points	2020-21	Career	Record	10+ Rebounds	2020-21	Career	Record
Aliyah Boston	1	2*	2-0	Zia Cooke	10	34	33-1	Aliyah Boston	8	24	24-0
				Aliyah Boston	9	37	36-1	Victaria Saxton	3	4	4-0
Double-Doubles	2020-21	Career	Record	Destanni Henderson	8	26	25-1	Laeticia Amihere	2	2	1-1
Aliyah Boston	7	20	20-0	Laeticia Amihere	6	9	8-1	Brea Beal	1	6	6-0
Laeticia Amihere	2	2	1-1	Victaria Saxton	4	12	12-0	LeLe Grissett	2	3	2-1
LeLe Grissett	1	2	1-1	Brea Beal	4	10	10-0				
Victaria Saxton	1	2	2-0	Eniyah Russell	2	2	2-0	5+ Assists	2020-21	Career	Record
Destanni Henderson	1	1	1-0	LeLe Grissett	1	14	12-2	Destanni Henderson	8	16	15-1
Brea Beal	0	1	1-0	Destiny Littleton	0	12*	9-3	Destiny Littleton	0	1*	1-0
				Olivia Thompson	0	1	1-0				
20+ Points	2020-21	Career	Record	Elysa Wesolek	0	1	1-0	5+ Steals	2020-21	Career	Record
Aliyah Boston	4	6	6-0					Destanni Henderson	0	1	1-0
Destanni Henderson	3	4	4-0								
Zia Cooke	2	7	7-0					5+ Blocks	2020-21	Career	Record
Brea Beal	1	1	1-0					Aliyah Boston	3	9	9-0
Victaria Saxton	1	1	1-0					Victaria Saxton	1	2	2-0
LeLe Grissett	0	1	1-0								
Destiny Littleton	0	1*	1-0								

** indicates program record*

2020-21 AWARDS

Brea Beal

Cheryl Miller Award Watch List (Preseason)

Aliyah Boston

Naismith Defensive Player of the Year Watch List
SEC Player of the Week (1/5-1/11, 1/19-25)
ESPN Player of the Week (1/18-24)
Wooden Award Midseason Top 25
Naismith Trophy Watch List (Preseason)
Wade Trophy Watch List (Preseason)
Lisa Leslie Award Watch List (Preseason)
Preseason All-America (AP, Lindy's)
Preseason All-SEC First Team (Coaches, Media)

Zia Cooke

Wooden Award Midseason Top 25
Naismith Trophy Watch List (Preseason)
Wade Trophy Watch List (Preseason)
Ann Meyers Drysdale Award Watch List (Preseason)
Preseason All-SEC Second Team (Coaches)
Bad Boy Mowers Crossover Classic All-Tourn. Team

Destanni Henderson

Bad Boy Mowers Crossover Classic Tournament MVP
SEC co-Player of the Week (11/25-11/30)

IN THE STALEY ERA

Wins

30-Win Seasons.....	4
25-Win Seasons.....	8
20-Win Seasons.....	9
Winning Seasons.....	10

National Rankings

Weeks in the AP Top 25.....	166
Weeks in the AP Top 10.....	121
Weeks in the AP Top 3.....	54
Weeks at AP No. 1.....	25

Postseason

NCAA Tournament Appearances.....	8
NCAA Sweet 16s.....	7
NCAA Final Fours.....	2
National Championships.....	1

In the SEC

Regular-Season Championships.....	5
Regular-Season Top 5 Finishes.....	10
Tournament Championships.....	5

2020-21 GAMECOCK ROSTER

No.	Name	Pos.	Ht.	Yr.	Hometown/Last School
0	Olivia Thompson	G	5-8	So.	Lexington, S.C./Lexington
1	Zia Cooke	G	5-9	So.	Toledo, Ohio/Rogers
2	Eniya Russell	G	6-1	Fr.	Baltimore, Md./Saint Vincent Pallotti
3	Destanni Henderson	G	5-7	Jr.	Fort Myers, Fla./Fort Myers
4	Aliyah Boston	F	6-5	So.	St. Thomas, U.S.V.I./Worcester (Mass.) Acad.
5	Victoria Saxton	F	6-2	Jr.	Rome, Ga./Model
11	Destiny Littleton	G	5-9	Jr.	San Diego, Calif./Texas
12	Breanna Beal	G	6-1	So.	Rock Island, Ill./Rock Island
15	Laeticia Amihere	F	6-3	So.	Mississauga, Ontario/Kings Way Christian
24	LeLe Grissett	G/F	6-2	Sr.	Durham, N.C./Hillside
32	Elysa Wesolek	F	6-1	Jr.	Charleston, S.C./Northwood Academy

Head Coach: Dawn Staley

Assoc. Head Coach: Lisa Boyer, **Assistant Coaches:** Fred Chmiel, Jolette Law

TEAM SPECIALTY STATS

South Carolina-Opponent

	Pts. in Paint	Pts. Off TOs	2nd Chance Pts	Fast Break Pts
11/25 CofC	74-18	21-8	34-8	43-5
11/28 vs. USD	42-50	9-11	14-2	27-11
11/30 vs. Gonz.	44-30	12-14	18-6	20-5
12/3 NCSU	28-30	4-6	6-6	12-9
12/6 at ISU	18-36	17-14	15-4	3-6
12/17 Temple	54-16	30-4	20-10	28-3
12/31 Fla.	40-28	18-9	15-9	14-8
1/4 at Ala.	46-32	18-4	22-11	21-4
1/10 at Ky.	56-34	11-22	23-10	12-8
1/14 at Vandy	66-32	25-6	20-2	41-12
1/18 Ark.	60-34	6-18	24-6	21-17
1/21 UGa	36-28	22-7	19-10	15-10
1/24 at LSU	48-32	15-14	8-7	30-6
1/28 at MSU				
1/31 Ala.				
2/4 at Aub.				
2/8 at UConn				
2/11 Mizzou				
2/14 LSU				
2/18 at Tenn.				
2/21 Ky.				
2/28 at TAM				
Season Avg	47.1-30.8	16.0-10.4	18.2-7.2	22.1-8.0
SEC Avg.	50.3-31.4	16.4-11.4	18.7-7.9	22.0-9.3

STARTERS VS. BENCH

	SC Starters	Opp. Starters	SC Bench	Opp. Bench
11/25 CofC	67	25	52	13
11/28 vs. USD	57	62	24	9
11/30 vs. Gonz.	70	57	9	15
12/3 NCSU	27	54	19	0
12/6 at ISU	66	57	17	8
12/17 Temple	61	36	42	5
12/31 Miss.	69	6	44	15
1/4 at Ala.	66	11	56	4
1/10 at Ky.	58	49	17	21
1/14 at Vandy	67	37	39	6
1/18 Ark.	81	66	23	16
1/21 UGa	52	40	10	10
1/24 at LSU	61	40	8	25
1/28 at MSU				
1/31 Ala.				
2/4 at Aub.				
2/8 at UConn				
2/11 Mizzou				
2/14 LSU				
2/18 at Tenn.				
2/21 Ky.				
2/28 at TAM				
Season Avg	61.7	47.9	21.3	11.3
SEC Avg.	64.9	47.4	16.3	13.9

2020-21 SCORING DIFFERENTIALS

Season

Largest lead in a win	by 83 (119-36), 4th-0:45, vs. Charleston, 11/25
Largest deficit overcome to win	by 9 (32-41), 2nd, 0:02, at #10/8 Kentucky, 1/10
Largest lead given up in a loss	by 6 (15-9), 2nd-9:37, vs. NC State, 12/3
Largest deficit in a loss	by 8 (46-54), 4th-0:06, vs. NC State, 12/3

In SEC Regular Season

Largest lead in a win	by 63 (99-36), 4th, 4:43, at Vanderbilt, 1/14
Largest deficit overcome to win	by 9 (32-41), 2nd, 0:02, at #10/8 Kentucky, 1/10
Largest lead given up in a loss	
Largest deficit in a loss	

SOUTH CAROLINA'S RECORD WHEN...

	vs. Ranked	SEC	All
Record	5-1	7-0	12-1
Playing a ranked opponent.....	5-1	3-0	5-1
Playing at home	2-1	3-0	5-1
Playing on the road.....	2-0	4-0	5-0
Playing at neutral site	1-0		2-0
Leading at half	4-0	5-0	9-0
Trailing at half	1-1	2-0	2-1
Tied at half			1-0
Playing an overtime game			0-0
0 players score in double figures.....			0-0
1 player scores in double figures.....			0-0
2 players score in double figures.....	1-1	2-0	2-1
3 players score in double figures.....	2-0	2-0	3-0
4 players score in double figures.....	2-0	3-0	5-0
5 players score in double figures.....			1-0
More than 5 players in double figures.....			1-0
Starters out-score opponent's starters.....	5-0	7-0	11-0
Opponent's starters score equal/more.....	0-1		1-1
Bench out-scores opponent's bench.....	2-1	3-0	7-1
Opponent's bench scores equal/more.....	3-0	4-0	5-0
Shooting 50% or better	2-0	2-0	5-0
Shooting between 40-49%	2-0	3-0	5-0
Shooting between 30-39%	1-0	2-0	2-0
Shooting less than 30%	0-1		0-1
Opponent shoots 50% or better.....			0-0
Opponent shoots between 40-49%.....	2-0	2-0	4-0
Opponent shoots between 30-39%.....	3-0	3-0	4-0
Opponent shoots between 20-29%.....	0-1	2-0	3-1
Opponent shoots less than 20%.....			1-0
Shooting better than opponent.....	5-0	7-0	11-0
Shooting worse than/equal to opponent.....	0-1		1-1
Having more FTs made than opponent.....	4-0	5-0	9-0
Having equal/fewer FTs made than opponent.....	1-1	2-0	3-1
Out-rebounding opponent.....	5-1	7-0	12-1
Having equal/fewer rebounds than opponent.....			0-0
Having fewer TOs than opponent.....	2-0	4-0	7-0
Having equal or more TOs than opponent.....	3-1	3-0	5-1
Attempting more FT than 3FG.....	4-0	6-0	10-0
Attempting equal/fewer FT than 3FG.....	1-1	1-0	2-1
Making 5 or more 3FGs.....	2-0	2-0	5-0
Making fewer than 5 3FGs.....	3-1	5-0	7-1
Making no 3 FGs.....			0-0
Attempting 15 or more 3FGs.....	2-0	4-0	6-0
Attempting fewer than 15 3FGs.....	3-1	3-0	6-1
No South Carolina players foul out.....	4-0	7-0	11-0
One or more SC players foul out.....	1-1		1-1
No opposing players foul out.....	3-1	50	8-1
One or more opposing players foul out.....	2-0	2-0	4-0

	vs. Ranked	SEC	All
Assist at least half of field goals made.....	2-0	2-0	4-0
Assist on at least 2/3 of field goals made.....			0-0
Assist on less than half of field goals made.....	3-1	5-0	8-1
Scoring more pts. in paint than opponent.....	4-0	7-0	10-0
Scoring equal/fewer pts. in paint than opp.	1-1		2-1
Scoring more pts. off TOs than opponent.....	2-0	5-0	8-0
Scoring equal/fewer pts. off TOs than opp.	3-1	2-0	4-1
Scoring more 2nd-chance pts.....	5-0	7-0	12-0
Scoring equal/fewer 2nd-chance pts.....	0-1		0-1
Scoring more fast break pts.....	4-1	7-0	11-1
Scoring equal/fewer fast break pts.....	1-0		1-0
Wearing white uniforms.....	2-1	3-0	6-1
Wearing black uniforms.....	3-0	4-0	6-0
Wearing garnet uniforms.....			0-0
Playing in November.....	1-0		3-0
Playing in December.....	1-1	1-0	3-1
Playing in January.....	3-0	6-0	6-0
Playing in February.....			0-0
Playing in March.....			0-0
Playing during the day.....	2-0	2-0	6-0
Playing at night.....	3-1	5-0	6-1
Playing on Sunday.....	3-0	2-0	4-0
Playing on Monday.....	1-0	2-0	2-0
Playing on Tuesday.....			0-0
Playing on Wednesday.....			1-0
Playing on Thursday.....	1-1	3-0	4-1
Playing on Friday.....			0-0
Playing on Saturday.....			1-0
Margin is less than 5 pts.		1-0	1-0
Margin is between 5-9.....	2-1	1-0	2-1
Margin is between 10-19.....	2-0	3-0	5-0
Margin is between 20-29.....	1-0	1-0	1-0
Margin is between 30-39.....			0-0
Margin is between 40-49.....			0-0
Margin is 50 pts. or more.....		1-0	3-0
Having a 20-pt. scorer.....	3-0	6-0	8-0
Having a 30-pt. scorer.....			0-0
Scoring 49 points or less.....	0-1		0-1
Scoring 50-59 points.....			0-0
Scoring 60-69 points.....	1-0	2-0	2-0
Scoring 70-79 points.....	2-0	3-0	4-0
Scoring 80-89 points.....	1-0		2-0
Scoring 90-99 points.....			0-0
Scoring 100 points or more.....	1-0	2-0	4-0
Opponent scores 49 points or less.....		1-0	3-0
Opponent scores 50-59 points.....	1-1	2-0	2-1
Opponent scores 60-69 points.....	1-0	2-0	3-0
Opponent scores 70-79 points.....	2-0	1-0	3-0
Opponent scores 80-89 points.....	1-0	1-0	1-0
Opponent scores 90-99 points.....			0-0
Opponent scores 100 points or more.....			0-0

2020-21 TEAM HIGH/LOW – ALL GAMES

South Carolina Highs	South Carolina Lows	Category	Opponent Lows	Opponent Highs
119 vs. Charleston, 11/25	46 vs. NC State, 12/3	Points in Game	38, Charleston, 11/25	82, Arkansas, 1/18
62 vs. Arkansas, 2nd, 1/18	20 vs. NC State, 12/3	Points in a Half	13, at Vanderbilt, 1st, 1/14	45, Arkansas, 2nd, 1/18
62 vs. Charleston, 1st, 11/25				
34 vs. Charleston, 3rd, 11/25	8 vs. NC State, 12/3	Points in a Quarter	0, at Vanderbilt, 2nd, 1/14	23, vs. Gonzaga, 1st, 11/29
				23, vs. South Dakota, 3rd, 11/29
42 at Vanderbilt, 1/14	20 vs. NC State, 12/3	Field Goals Made	13, Charleston, 11/25	32, Arkansas, 1/18
42 vs. Charleston, 11/25				
79 vs. Florida, 12/31	54 vs. Gonzaga, 11/29	Field Goal Attempts	55, vs. Gonzaga, 11/29	74, at Kentucky, 1/10
				74, Charleston, 11/25
.592 (42-71) vs. Charleston, 11/25	.270 (20-74) vs. NC State, 12/3	FG Percentage	.176 (13-74), Charleston, 11/25	.527 (29-55), vs. Gonzaga, 11/29
13 at Iowa State, 12/6	2 at LSU, 1/24	3-Point FG Made	1, Georgia, 1/21	9, vs. Gonzaga, 11/29
	2 vs. Georgia, 1/21		1, Charleston, 11/25	
	2 at Kentucky, 1/10			
	2 vs. NC State, 12/3			
	2 vs. Gonzaga, 11/29			
26 at Iowa State, 12/6	4 at Kentucky, 1/10	3-Point FG Attempts	5, Georgia, 1/21	27, at Iowa State, 12/6
.533 (8-15) vs. Arkansas, 1/18	.167 (2-12) vs. NC State, 12/3	3-Point FG Percentage	.043 (1-23), Charleston, 11/25	.538 (7-13), Arkansas, 1/18
31 vs. Charleston, 11/25	4 vs. NC State, 12/3	Free Throws Made	3, at Vanderbilt, 1/14	14, at Iowa State, 12/6
47 vs. Charleston, 11/25	11 vs. NC State, 12/3	Free Throw Attempts	8, vs. Georgia, 1/21	24, Charleston, 11/25
.833 (10-12) vs. Florida, 12/31	.552 (16-29) vs. S. Dakota, 11/28	FT Percentage	.333 (3-9), at Vanderbilt, 1/14	.917 (11-12), at Kentucky, 1/10
73 vs. Charleston, 11/25	36 vs. Gonzaga, 11/29	Rebounds	24, at Iowa State, 12/6	49, NC State, 12/3
22 vs. Temple, 12/17	6 at Kentucky, 1/10	Assists	0, Charleston, 11/25	20, vs. Gonzaga, 11/29
14 vs. Georgia, 1/21	1 at Iowa State, 12/6	Steals	1, Temple, 12/17	12, at Kentucky, 1/10
14 vs. Georgia, 1/21	3 at LSU, 1/24	Blocked Shots	1, at LSU, 1/24	7, Georgia, 1/21
				7, at Kentucky, 1/10
				7, NC State, 12/3
19 at Iowa State, 12/6	6 vs. Temple, 12/17	Turnovers	8, vs. South Dakota, 11/28	23, Georgia, 1/21
22 vs. South Dakota, 11/28	8 vs. Temple, 12/17	Fouls	10, at Iowa State, 12/6	32, vs. Gonzaga, 11/29

2020-21 TEAM HIGH/LOW – SEC GAMES

South Carolina Highs	South Carolina Lows	Category	Opponent Lows	Opponent Highs
106 at Vanderbilt, 1/14	60 vs. Georgia, 1/21	Points in Game	43, at Vanderbilt, 1/14	82, Arkansas, 1/18
62 vs. Arkansas, 2nd, 1/18	23 at LSU, 1st, 1/24	Points in a Half	13, at Vanderbilt, 1st, 1/14	45, Arkansas, 2nd, 1/18
33 vs. Arkansas, 4th, 1/18	10 at LSU, 2nd, 1/24	Points in a Quarter	0, at Vanderbilt, 2nd, 1/14	29, Florida, 3rd, 12/31
33 at Vanderbilt, 3rd, 1/14				
42 at Vanderbilt, 1/14	22 vs. Georgia, 1/21	Field Goals Made	19, at Vanderbilt, 1/14	32, Arkansas, 1/18
79 vs. Florida, 12/31	57 at LSU, 1/24	Field Goal Attempts	56, at Alabama, 1/4	74, at Kentucky, 1/10
.553 (42-76) at Vanderbilt, 1/14	.355 (22-62) vs. Georgia, 1/21	FG Percentage	.292 (19-65), at Vanderbilt, 1/14	.451 (32-71), Arkansas, 1/18
8 vs. Arkansas, 1/18	2 at LSU, 1/24	3-Point FG Made	1, Georgia, 1/21	7, Arkansas, 1/18
	2 vs. Georgia, 1/21			7, Florida, 12/31
	2 at Kentucky, 1/10			
17 at Vanderbilt, 1/14	4 at Kentucky, 1/10	3-Point FG Attempts	5, Georgia, 1/21	20, at Kentucky, 1/10
.533 (8-15) vs. Arkansas, 1/18	.133 (2-15) at LSU, 1/24	3-Point FG Percentage	.150 (3-20), at Kentucky, 1/10	.538 (7-13), Arkansas, 1/18
16 vs. Arkansas, 1/18	10 vs. Florida, 12/31	Free Throws Made	3, at Vanderbilt, 1/14	13, at LSU, 1/24
25 at LSU, 1/24	12 vs. Florida, 12/31	Free Throw Attempts	8, Georgia, 1/21	19, at Alabama, 1/4
25 at Vanderbilt, 1/14				
.833 (10-12) vs. Florida, 12/31	.500 (12-24) at Alabama, 1/4	FT Percentage	.333 (3-9), at Vanderbilt, 1/14	.917 (11-12), at Kentucky, 1/10
60 at Vanderbilt, 1/14	39 at LSU, 1/24	Rebounds	28, at Vanderbilt, 1/14	39, Florida, 12/31
21 vs. Arkansas, 1/18	6 at Kentucky, 1/10	Assists	3, at Vanderbilt, 1/14	13, Georgia, 1/21
14 vs. Georgia, 1/21	4 vs. Arkansas, 1/18	Steals	3, Florida, 12/31	12, at Kentucky, 1/10
14 vs. Georgia, 1/21	3 at LSU, 1/24	Blocked Shots	1, at LSU, 1/24	7, Georgia, 1/21
				7, at Kentucky, 1/10
20 vs. Georgia, 1/21	12 at Vanderbilt, 1/14	Turnovers	9, Arkansas, 1/18	23, Georgia, 1/21
16 vs. Arkansas, 1/18	12 at Vanderbilt, 1/14	Fouls	14, Florida, 12/31	22, at LSU, 1/24

2020-21 INDIVIDUAL SUPERLATIVES – ALL GAMES

Category	South Carolina	Opponent
Points in Game	28 by Aliyah Boston vs. Florida, 12/31	32 by Rhyne Howard, at Kentucky, 1/10 32 by Ashley Joens, at Iowa State, 12/6
Points in a Half	23 by Destanni Henderson vs. Gonzaga, 2nd, 11/21	19 by Rhyne Howard, at Kentucky, 1/10 19 by Jordan Lewis, at Alabama, 2nd, 1/4
Points in a Quarter	15 by Aliyah Boston vs. Florida, 12/31	13 by Jordan Lewis, at Alabama, 3rd, 1/4
Field Goals Made	11 by Aliyah Boston vs. Arkansas, 1/18 11 by Aliyah Boston vs. Florida, 12/31	13 by Rhyne Howard, at Kentucky, 1/10
Field Goal Attempts	18 by Aliyah Boston vs. Florida, 12/31	25 by Rhyne Howard, at Kentucky, 1/10
FG Percentage	.900 (9-10) by Victoria Saxton at Vanderbilt, 1/14	.778 (7-9) by Jenn Wirth, vs. Gonzaga, 11/29
3-Point FG Made	5 by Zia Cooke vs. Temple, 12/17	4 by Cierra Walker, vs. Gonzaga, 11/29
3-Point FG Attempts	7 by Destanni Henderson at LSU, 1/24 7 by Zia Cooke vs. Temple, 12/17 7 by Zia Cooke vs. South Dakota, 11/28	9 by Chelsea Wooten, Charleston, 11/25
3-Point FG Percentage	.714 (5-7) by Zia Cooke vs. Temple, 12/17	.667 (4-6) by Cierra Walker, vs. Gonzaga, 11/29
Free Throws Made	10 by Destanni Henderson vs. Gonzaga, 11/29	9 by Jordan Lewis, at Alabama, 1/4
Free Throw Attempts	13 by Destanni Henderson vs. Gonzaga, 11/29	11 by Jordan Lewis, at Alabama, 1/4
FT Percentage	1.000 (6-6) by Zia Cooke vs. Florida, 12/31	1.000 (8-8) by Ashley Joens, at Iowa State, 12/6 1.000 (8-8) by Elissa Cunane, NC State, 12/3
Rebounds	16 by Aliyah Boston vs. Arkansas, 1/18 16 by Aliyah Boston vs. Florida, 12/31	12 by Jakia Brown-Turner, NC State, 12/3 12 by Kayla Jones, NC State, 12/3 12 by Hannah Sjerven, vs. South Dakota, 11/28
Assists	10 by Destanni Henderson vs. Arkansas, 1/18	7 by Jill Townsend, vs. Gonzaga, 11/29 7 by Liv Korngable, vs. South Dakota, 11/28
Steals	4 by Laeticia Amihere vs. Georgia, 1/21 4 by Aliyah Boston vs. South Dakota, 11/28 4 by Destanni Henderson vs. Charleston, 11/25	5 by Robyn Benton, at Kentucky, 1/10
Blocked Shots	10 by Aliyah Boston vs. Georgia, 1/21	4 by Elissa Cunane, NC State, 12/3
Turnovers	6 by Destanni Henderson at LSU, 1/24 6 by Destanni Henderson at Kentucky, 1/10	6 by Kiara Smith, Florida, 12/31

2020-21 INDIVIDUAL SUPERLATIVES – SEC GAMES

Category	South Carolina	Opponent
Points in Game	28 by Aliyah Boston vs. Florida, 12/31	32 by Rhyne Howard, at Kentucky, 1/10
Points in a Half	19 by Aliyah Boston vs. Florida, 1st, 12/31	19 by Rhyne Howard, at Kentucky, 1/10 19 by Jordan Lewis, at Alabama, 2nd, 1/4
Points in a Quarter	15 by Aliyah Boston vs. Florida, 12/31	13 by Jordan Lewis, at Alabama, 3rd, 1/4
Field Goals Made	11 by Aliyah Boston vs. Arkansas, 1/18 11 by Aliyah Boston vs. Florida, 12/31	13 by Rhyne Howard, at Kentucky, 1/10
Field Goal Attempts	18 by Aliyah Boston vs. Florida, 12/31	25 by Rhyne Howard, at Kentucky, 1/10
FG Percentage	.900 (9-10) by Victoria Saxton at Vanderbilt, 1/14	.538 (7-13) by Tiara Young, at LSU, 1/24
3-Point FG Made	3 by Brea Beal vs. Arkansas, 1/18 3 by Brea Beal at Vanderbilt, 1/14 3 by Aliyah Boston vs. Florida, 12/31	3 by Jasmine Walker, at Alabama, 1/4
3-Point FG Attempts	7 by Destanni Henderson at LSU, 1/24	7 by Jasmine Walker, at Alabama, 1/4
3-Point FG Percentage	.750 (3-4) by Brea Beal at Vanderbilt, 1/14	.500 (2-4) by Makayla Daniels, vs. Arkansas, 1/18 .500 (2-4) by Chasity Patterson, at Kentucky, 1/10 .500 (2-4) by Danielle Rainey, at Florida, 12/31
Free Throws Made	6 by Destanni Henderson at Kentucky, 1/10 6 by Zia Cooke vs. Florida, 12/31	9 by Jordan Lewis, at Alabama, 1/4
Free Throw Attempts	7 by Aliyah Boston at LSU, 1/24 7 by Destanni Henderson at Kentucky, 1/10 7 by LeLe Grissett at Alabama, 1/4 7 by Victoria Saxton at Alabama, 1/4	11 by Jordan Lewis, at Alabama, 1/4
FT Percentage	1.000 (6-6) by Zia Cooke vs. Florida, 12/31	1.000 (6-6) by Rhyne Howard, at Kentucky, 1/10
Rebounds	16 by Aliyah Boston vs. Arkansas, 1/18 16 by Aliyah Boston vs. Florida, 12/31	9 by Jenna Staiti, Georgia, 1/21
Assists	10 by Destanni Henderson vs. Arkansas, 1/18	5 by Destiny Slocum, vs. Arkansas, 1/18 5 by Kiara Smith, Florida, 12/31
Steals	4 by Laeticia Amihere vs. Georgia, 1/21	5 by Robyn Benton, at Kentucky, 1/10
Blocked Shots	10 by Aliyah Boston vs. Georgia, 1/21	3 by Amber Ramirez, vs. Arkansas, 1/18 3 by Ariyah Copeland, at Alabama, 1/4
Turnovers	6 by Destanni Henderson at LSU, 1/24 6 by Destanni Henderson at Kentucky, 1/10	6 by Kiara Smith, Florida, 12/31

THE LAST TIME...

INDIVIDUAL

Scored 50 Points

South Carolina 51, Jocelyn Penn vs. Stetson, 1/4/03
Opponent Never

Scored 40 Points

South Carolina 51, Jocelyn Penn vs. Stetson, 1/4/03
Opponent 46, Cornelia Gayden, LSU, 1/14/95

Scored 30 Points

South Carolina 31, Te'a Cooper vs. Drake, 11/28/18
Opponent 32, Ashley Joens, at Iowa State, 12/6/20

Grabbed 20 Rebounds

South Carolina 25, Aliyah Boston vs. Arkansas, 1/9/20
Opponent 24, Teaira McCowan, at Mississippi State, 1/17/19

Grabbed 15 Rebounds

South Carolina 16, Aliyah Boston vs. Arkansas, 1/18/21
Opponent 18, Kiah Gillespie, Florida State, 3/24/19

Two Players with 20 or More Points

South Carolina Destanni Henderson 22/Aliyah Boston 20 at Kentucky, 1/10/21
Opponent Alexis Tolefree 22/Amber Ramirez 20, Arkansas, 1/9/20

Two Players with 10 or More Rebounds

South Carolina Aliyah Boston 11/Victoria Saxton 11 vs. Georgia, 1/21/21
Opponent Jakia Brown-Turner 12/Kayla Jones 12, NC State, 12/3/20

Three or More Players with 10 or More Rebounds

South Carolina A. Boston 12/V. Saxton 12/L. Amihere 11/L. Grissett 10 vs. Charleston, 11/25/20
Opponent W. Rolle 12/J. Breland 10/L. Broomfield 10, vs. North Carolina, 12/19/10

Had 10 Assists

South Carolina 10, Destanni Henderson vs. Arkansas, 1/18/21
Opponent 12, Channise Lewis, Maryland, 11/18/18

Had Five Steals

South Carolina 5, Destanni Henderson at Temple, 12/7/19
Opponent 5, Robyn Benton, at Kentucky, 1/10/21

Had Five Blocked Shots

South Carolina 10, Aliyah Boston vs. Georgia, 1/21/21
Opponent 9, Ae'Rianna Harris, Purdue, 12/15/19

Had 20 Points and 20 Rebounds

South Carolina Aja Wilson (27 pts/24 rebs) vs. LSU, 2/22/18
Opponent Teaira McCowan (26 pts/24 rebs) at Mississippi State, 1/17/19

Had a Double-Double

South Carolina Aliyah Boston (20 pts/14 rebs) at LSU, 1/24/21
Opponent J. Brown-Turner (11 pts/12 rebs)/Kayla Jones (16 pts/12 rebs), NC State, 12/3/20

Two Players had a Double-Double

South Carolina Aliyah Boston (26 pts/16 rebs) / Destanni Henderson (14 pts/10 assts) vs. Arkansas, 1/18/21
Opponent J. Brown-Turner (11 pts/12 rebs)/Kayla Jones (16 pts/12 rebs), NC State, 12/3/20

Three or More Players had a Double-Double

South Carolina L. Amihere (11 pts/11 rebs) / A. Boston (11 pts/12 rebs) / L. Grissett (13 pts/10 rebs) / V. Saxton (19 pts/12 rebs) vs. Charleston, 11/25/20
Opponent Shakira Austin (10 pts/16 rebs) / Kaila Charles (17 pts/10 rebs) / Channise Lewis (10 pts/12 assts), Maryland, 11/18/18

Had a Triple-Double

South Carolina Aliyah Boston (16 pts/11 rebs/10 blks) vs. Georgia, 1/21/21
Opponent Never

TEAM

Scored 100 Points

South Carolina 104 vs. Arkansas, 1/18/21
Opponent 103, Clemson, 11/21/03

Won by 30 or More Points

South Carolina 106-43 (63) at Vanderbilt, 1/14/21
Opponent 66-34 (32), Georgia, 3/4/11

Shot 65% or Better from the Field

South Carolina .667 (36-54) at Vanderbilt, 1/18/18
Opponent Never

Shot 60% or Better from the Field

South Carolina .603 (35-58) at Georgia, 1/26/20
Opponent .604 (29-48), Vanderbilt, 1/18/01

Shot 50% or Better from the Field

South Carolina .541 (40-74) vs. Arkansas, 1/18/21
Opponent .527 (29-55), vs. Gonzaga, 11/29/20

No Players in Double-Figure Points

South Carolina at Auburn, 1/19/12
Opponent Charleston, 11/25/20

Five Players in Double-Figure Points

South Carolina vs. Temple, 12/17/20
Opponent at Alabama, 1/5/20

More Than Five Players in Double-Figure Points

South Carolina 7 vs. Charleston, 11/25/20
Opponent 6 Maryland, 11/18/18

Faced AP Top-25 Opponent

Win 60-52 vs. No. 22 Georgia, 1/21/21
Loss 57-71 vs. No. 17 Indiana, 11/28/19

Faced AP Top-10 Opponent

Win 75-70 at No. 10 Kentucky, 1/10/21
Loss 46-54 vs. No. 8 NC State, 12/3/20

Faced AP Top-5 Opponent

Win 70-52 vs. No. 5 UConn, 2/10/20
Loss 64-68 vs. No. 5 Mississippi State, 3/3/19

Faced AP No. 1 Team

Win Never
Loss 68-93 vs. Baylor, 3/30/19

Overtime Game

Win 58-55 vs. Drexel, 11/28/12
Loss 85-90 vs. Drake, 11/24/18

Double-Overtime Game

Win 82-73 at Purdue, 12/16/18
Loss 92-94 at Clemson, 11/19/09

South Carolina Was Ranked (AP Poll)

No. 1 11/30/20
Top 5 No. 4, 1/25/21
Top 10 No. 6, 12/2/19
Top 25 No. 15, 3/19/19



Notables

- 5-Time National Attendance Leader (2015-present)
- NCAA Tournament Host in 2015, 2016, 2017, 2018
- 81 consecutive regular-season games with at least 10,000 fans (Jan. 2, 2015) – overall streak, including postseason games, is 46 (Nov. 10, 2017)
- 5 official sellouts (18,000) since 2015-16 season
- 2 undefeated seasons at home
- Longest home win streak – 45 games (2/24/13-2/4/16)

Great Gamecock Fans

18,000	UConn, 2/10/20
18,000	Mississippi State, 3/3/19
18,000	UConn, 2/1/18
18,000	Kentucky, 2/26/17
18,000	UConn, 2/8/16
17,712	Clemson, 11/22/02*
17,156	Kentucky, 1/11/15
16,815	Ohio State, 11/13/15
16,465	Auburn, 1/2/15
16,429	Duke, 12/6/15

* Inaugural Night of Colonial Life Arena

Year-by-Year Record

Year	Record	Pct.	Att. Avg.
2002-03	14-2	.875	3,244
2003-04	5-6	.455	1,828
2004-05	8-9	.471	1,764
2005-06	12-5	.706	1,455
2006-07	15-5	.750	1,845
2007-08	12-6	.667	1,802
2008-09	6-9	.400	2,793
2009-10	7-5	.583	3,442
2010-11	14-5	.737	2,996
2011-12	12-3	.800	3,139
2012-13	12-3	.800	4,082
2013-14	16-0	1.000	6,371
2014-15	16-0	1.000	12,293
2015-16	16-1	.941	14,364
2016-17	15-1	.938	12,277
2017-18	15-2	.882	13,239
2018-19	11-4	.733	11,539
2019-20	14-0	1.000	11,805
2020-21	5-1	.833	3,500*
Total	225-67	.771	6,127*
Staley Era	159-34	.824	8,195*

* 2020-21 attendance not counted in average due to COVID-19 regulation restrictions

In women's basketball, Colonial Life Arena has become one of the most feared places to play as enormous crowds fill the building with passion for the Gamecocks.

The state of South Carolina has rallied around head coach Dawn Staley's program in unprecedented numbers as the Gamecocks have led the nation in average attendance in each of the last six seasons. The Gamecocks were one of a few programs to finish the season averaging over 10,000 fans and boast five sellouts (18,000) in the last five seasons.

Colonial Life Arena is more than just the home of South Carolina men's and women's basketball, though. It is also a thriving entertainment venue that the city of Columbia and its surrounding metropolitan area are able to enjoy throughout the year.

Colonial Life Arena is the largest arena in the state of South Carolina with 18,000 seats, and the 10th-largest on-campus basketball facility in the nation. Located on the beautiful University of South Carolina campus, this one-of-a-kind facility features 41 suites, four entertainment suites, and the Frank McGuire Club, a full-service hospitality room that has a capacity of 300. The state-of-the-art facility also features plush seating, a technologically advanced sound system and a one-of-a-kind selection of unique concession foods that will delight fans of all ages.

In Summer 2017, a 12-display center-hung video board and ribbon boards were added to the arena bowl at a cost of \$4.2 million. The center-hung board features four convex-curved main displays that measure approximately 12' x 20' and can show any combination of live video, instant replays, statistics and game information, graphics and animations, and sponsorship messages.

The Arena has hosted numerous sold out shows, including Barnum and Bailey Circus, Paul McCartney, country superstars Kenny Chesney and Taylor Swift, WWE Wrestling, Kanye West and numerous other acts.

The largest building ever constructed at the University of South Carolina at 342,000 square feet, the Arena has an intimate double-deck design that puts every seat close to the action. The cantilever of the upper deck over the lower deck extends further than any other arena of its size with great sight lines.

Two spacious locker rooms for Gamecock men's and women's basketball include team meeting rooms, recruiting rooms, coaches locker rooms and an athletic training room.

"It is a beautiful thing to see unfold because a lot of people really didn't think it could get done. I tip my hat to Gamecock Nation for making this a wonderful place and creating a home court advantage that allows us to win close basketball games."

– South Carolina Head Coach Dawn Staley



DAWN STALEY

Head Coach

13th Season at South Carolina

Catapulting South Carolina into the national spotlight, Dawn Staley has made the Gamecocks a mainstay in the battle for SEC and national championships. In 2017-18, she capped her first decade in Garnet and Black by leading her team to its fourth-straight SEC Tournament title, the first four-peat champion in league history, and celebrating the program's first National Player of the Year and No. 1 WNBA Draft pick in Aja Wilson. Staley's staff has signed two No. 1 recruiting classes in the last three seasons (2019, 2021) and finished the 2019-20 season as the unanimous No. 1 team in the country.

Staley's 12 seasons at the helm of the Gamecocks include:

- 2017 NCAA National Championship
- 161 consecutive weeks ranked in the AP Top 25, including 90 weeks in the top five
- Eight 25-win seasons, including four 30-win campaigns led by a school-record 34 victories in 2014-15
- Five SEC regular-season championships (2014, 2015, 2016, 2017, 2020)
- Five SEC Tournament titles (2015, 2016, 2017, 2018, 2020)
- Six NCAA Attendance titles, averaging over 10,000 fans each season (2015, 2016, 2017, 2018, 2019, 2020)

While her coaching career is in full bloom, Staley is still recognized for her body of work as a one of the most decorated participants in United States women's basketball history. The Naismith Memorial Basketball Hall of Fame solidified that legacy with her enshrinement as part of the Class of 2013. The Phoenix Club of Philadelphia established the Dawn Staley Award recognizing the nation's top guard in women's Division I basketball in 2013 as well. Staley was inducted into the Women's Basketball Hall of Fame as part of the Class of 2012.

In her 21st season as a head coach, Staley has led her teams to 10 25-win seasons, a total of 16 postseason appearances (two WNIT) and 113 weeks in the Associated Press top 10, including 24 in the No. 1 spot. Also a force in USA Basketball, she was named the U.S. Women's National Team head coach for 2017-21, already leading the U.S. to 2018 FIBA World Cup gold to earn USAB National Coach of the Year honors. Prior to that appointment, Staley led three other U.S. teams to gold medals – 2015 FIBA U19 World Championships, 2014 FIBA U18 Americas Championship, 2007 Pan Am Games – and served as an assistant on the Senior National Team 2006-08 and again 2014-16, during which the U.S. claimed gold in the 2014 FIBA World Championship and the 2008 and 2016 Olympics.

At the helm of the Gamecocks over the last 12 seasons, Staley has twice been named National Coach of the Year (2014, 2020) with her 2020 unanimous selection making her the first former Naismith Player of the Year to earn the Naismith Coach of the Year award. She is a four-time SEC Coach of the Year and was the 2012 BCA Female Coach of the Year. She is the only Gamecock basketball coach – men's or women's – to amass 300 victories at South Carolina and became the fastest coach to 200 wins in program history, needing just 277 games at South Carolina to reach the plateau.

Staley has coached a National Player of the Year (Aja Wilson, 2018) and a National Freshman of the Year (Aliyah Boston, 2020). Under her leadership, Six Gamecocks have collected 12 All-America selections, two have picked up five SEC Player of the Year honors, three have earned SEC Defensive Player of the Year recognition a total of four times, one has been the SEC 6th Player of the Year and six were named SEC Freshman of the Year. She has coached 17 Gamecocks to All-SEC honors a combined 32 times, including 14 first-team selections, and eight Gamecocks have been selected in the WNBA Draft in the last five seasons, including 2018 No. 1 pick Aja Wilson who went on to earn WNBA Rookie of the Year honors a year after Allisha Gray became the first Gamecock to capture the honor in 2017. Two other Gamecock draftees earned WNBA All-Rookie Team honors as well.

On Staley's watch, the Gamecocks are enjoying the most sustained success in program history. After posting back-to-back 25-win seasons in 2011-12 and 2012-13 for the first time in more than 30 years, the 2014-15 team broke the school record with 34 wins. South Carolina won more SEC games than the season before in each of her first seven seasons, culminating in the 2015-16 team recording just the second 16-0 conference record in league history. Her Gamecocks are the only SEC program with multiple 16-0 seasons in league history after they matched that mark in 2019-20. Staley's 138 SEC wins account for 68.3 percent of the program's total 202 wins over its 28 seasons in the league. She has delivered the only five SEC championships in program history, and she has helped the Gamecocks to nine of the program's 10 top-four finishes in the league.

YEAR-BY-YEAR AT SOUTH CAROLINA

Year	School	Record	Conf. Rec.	Conf. Finish	Postseason
2008-09	South Carolina	10-18	2-12	11th	
2009-10	South Carolina	14-15	7-9	T-7th	
2010-11	South Carolina	18-15	8-8	T-5th	WNIT 2nd Round
2011-12	South Carolina	25-10	10-6	T-4th	NCAA Sweet 16
2012-13	South Carolina	25-8	11-5	T-4th	NCAA 2nd Round
2013-14	South Carolina	29-5	14-2	1st	NCAA Sweet 16
2014-15	South Carolina	34-3	15-1	T-1st	SEC Tourn. Champ./NCAA Final Four
2015-16	South Carolina	33-2	16-0	1st	SEC Tourn. Champ./NCAA Sweet 16
2016-17	South Carolina	33-4	14-2	1st	SEC Tourn. Champ./NCAA Champ.
2017-18	South Carolina	29-7	12-4	T-2nd	SEC Tourn. Champ./NCAA Elite Eight
2018-19	South Carolina	23-10	13-3	2nd	NCAA Sweet 16
2019-20	South Carolina	32-1	16-0	1st	SEC Tourn. Champ./NCAA cancelled
2020-21	South Carolina	12-1	7-0		
At SC	13th season	317-99	145-52	5 SEC Titles	5 SEC Tourn. Titles, 1 NCAA Title, 7 Sweet 16s
At Temple	8 seasons	172-80	100-25	3 A-10 Titles	4 A-10 Tourn. Titles, 6 NCAA appearances
Career	21st season	489-179	245-77		

QUICK FACTS

Coaching Highlights

College

- 14 NCAA Tournament Appearances (8 at South Carolina)
- NCAA National Champion (2017)
- 15 20-Win Seasons (9 at South Carolina)
- 6 Regular-Season Conference Titles (SEC 2014, 2015, 2016, 2017, 2020; A-10 2008)
- 9 Conference Tournament Titles (SEC 2015, 2016, 2017, 2018, 2020; A-10 2002, 2004, 2005, 2006)
- National Coach of the Year (ESPN, AP, WBCA, Naismith, USBWA), 2020
- 3-time Naismith National Coach of the Year Finalist (2014, 2015, 2016)
- Basketball Times National Coach of the Year (2014)
- 4-time WBCA Region Coach of the Year (Region 3 2014, 2015, 2016; Region 1 2005)
- Six-time Conference Coach of the Year (SEC 2014, 2015, 2016, 2020; A-10 2004, 2005)

USA Basketball

- Senior National Team Head Coach (2017-20) – FIBA AmeriCup gold medal (2019), FIBA World Cup gold medal (2018), National Coach of the Year (2018)
- Senior National Team Asst. Coach (2006-08, 2014-16) – Rio Olympics gold medal (2016), FIBA World Championship gold medal (2014), Beijing Olympics gold medal (2008), FIBA Americas Championship gold medal (2007), FIBA World Championship bronze medal (2006)
- U19 National Team Head Coach – FIBA U19 World Championship gold medal (2015), co-National Coach of the Year (2015)
- U18 National Team Head Coach – FIBA U18 Americas Championship gold medal (2014)
- Pan Am Games Head Coach – Gold medal (2007)

Playing Highlights

U.S. Professional – 11 seasons

- Five-time WNBA All-Star (2001, 2002, 2003, 2005, 2006)
- Two-time ABL All-Star (1997, 1998)
- WNBA All-Decade Team

USA Basketball

- Olympic gold medalist (1996, 2000, 2004)
- Flag bearer for U.S. in Olympic Games Opening Ceremony (2004)
- Two-time USA Basketball Female Athlete of the Year (1994, 2004)

College – Virginia (1989-92)

- Kodak All-America (1990, 1991, 1992)
- Honda-Broderick Cup Award for Collegiate Female Athlete of the Year (1991)
- Two-time ACC Player of the Year (1991, 1992)
- NCAA Tournament MOP (1991)

Other Notables

- Naismith Memorial Basketball Hall of Fame, Class of 2013
- Order of the Palmetto Recipient (2013)
- Women's Basketball Hall of Fame, Class of 2012

STALEY-ERA TEAM RECORDS

Scoring

Most	Points
1. vs. Charleston, 11/25/20	119
2. vs. Savannah State, 12/14/14	111
3. at Vanderbilt, 1/14/21	106
4. vs. Arkansas, 1/18/21	104
5. at Alabama, 1/8/15	102

Fewest	Points
1. at Stanford, 11/26/10	32*
2. vs. Georgia, 3/4/11	34
3. vs. Mississippi State, 3/5/09	39
4. at Georgia, 1/13/13	40
5. at Mississippi State, 2/26/09	41

Fewest Allowed	Points
1. vs. South Carolina State, 12/14/11	21
2. vs. Presbyterian, 11/27/11	24
3. vs. NC Central, 12/1/14	26
vs. SC State, 12/22/13	26
5. vs. NC Central, 12/2/13	27

Most Allowed	Points
1. at Connecticut, 2/11/19	97
2. vs. Arkansas, 3/8/19	95
3. vs. Baylor, 12/2/18	94
vs. Connecticut, 3/26/18	94
at Clemson, 11/19/09	94

Margin of Outcome

Victory	Score	Margin
1. vs. Charleston, 11/25/20	119-38	+81
2. vs. Charleston Southern, 11/8/13	99-29	+70
3. vs. Alabama State, 11/10/17	99-31	+68
vs. NC Central, 12/1/14	90-26	+64
5. at Vanderbilt, 1/14/21	106-43	+63

Defeat	Score	Margin
1. at Stanford, 11/26/10	32-70	-38
2. vs. Georgia, 3/4/11	34-66	-32
3. vs. Stanford, 12/19/08	47-78	-31
4. at Penn State, 11/21/10	48-78	-30
5. vs. Connecticut, 3/26/18	65-94	-29
vs. Connecticut, 12/28/08	48-77	-29

Field Goals

Made	FGM
1. at Vanderbilt, 1/14/21	42
vs. Charleston, 11/25/20	42
3. vs. Arkansas, 1/18/21	40
4. vs. Temple, 12/17/20	39
vs. Savannah State, 12/17/17	39
vs. Western Carolina, 11/30/17	39
vs. Charleston Southern, 11/8/13	39

Attempts	FGA
1. vs. Arkansas, 3/7/20	82
2. at Arkansas, 2/3/19	80
3. vs. Florida, 12/31/20	79
4. at Vanderbilt, 1/14/21	76
vs. Penn State, 11/20/11	76

Highest Percentage (Min. 40 FGA)	FGM-A	Pct
1. at Vanderbilt, 1/18/18	36-54	.667
2. vs. Savannah State, 3/20/15	34-53	.642
3. at Alabama, 1/8/15	37-58	.638
4. vs. Kentucky, 2/26/17	34-55	.618
5. vs. Florida State, 3/29/15	30-49	.612

Lowest Percentage (Min. 40 FGA)	FGM-A	Pct
1. at Stanford, 11/26/10	12-55	.218
2. vs. Georgia, 3/4/11	12-52	.231
3. at Florida, 1/20/13	15-64	.234
4. at Kentucky, 2/5/09	13-55	.236
5. at Georgia, 1/2/11	13-54	.241

Lowest %age Allowed (Min. 40 FGA)	FGM-A	Pct
1. vs. South Carolina State, 12/14/11	6-48	.125
2. vs. NC Central, 12/2/13	8-50	.160
3. vs. Charleston, 11/25/20	13-74	.176
4. vs. Charleston Southern, 11/8/13	10-54	.185
5. vs. Arkansas, 3/6/15	11-57	.193
vs. Hampton, 11/22/12	11-57	.193

Highest %age Allowed (Min. 40 FGA)	FGM-A	Pct
1. vs. Connecticut, 3/26/18	37-63	.587
2. vs. Connecticut, 2/11/19	37-65	.569
3. vs. Connecticut, 12/28/08	35-62	.565
vs. Florida, 1/9/11	26-46	.565
5. vs. Tennessee, 1/14/18	31-55	.564

3-Point Field Goals

Made	3FGM
1. vs. Minnesota, 12/11/16	16
2. vs. Temple, 12/21/18	15
3. vs. Appalachian State, 12/5/18	14
at Auburn, 1/5/17	14
5. at Iowa State, 12/6/20	13

Attempts	3FGA
1. vs. Minnesota, 12/11/16	33
2. vs. Syracuse, 3/25/16	32
3. vs. Temple, 12/21/18	31
4. vs. Drake, 11/24/18 (includes overtime)	30
5. vs. Arkansas, 3/7/20	29
vs. Penn State, 11/20/11	29

Percentage (Min. 5 3FGA)	3FGM-A	Pct
1. vs. ETSU, 11/22/18	11-16	.688
2. vs. Kentucky, 2/18/18	6-9	.667
vs. Oregon State, 3/25/14	4-6	.667
vs. Ole Miss, 1/30/14	4-6	.667
vs. Savannah State, 12/28/13	4-6	.667
vs. Western Carolina, 12/29/12	6-9	.667
at Alabama, 1/10/10	8-12	.667
vs. Charlotte, 12/21/08	8-12	.667

Free Throws

Made	FTM
1. vs. Savannah State, 12/14/14	34
vs. Oregon State, 3/25/14	34
3. vs. Missouri, 1/10/16	32
vs. Ole Miss, 1/30/14	32
at Mississippi State, 1/6/12	32

Attempts	FTA
1. at Mississippi State, 1/6/13	50
2. vs. Savannah State, 12/28/13	48
3. vs. Charleston, 11/25/20	47
vs. Savannah State, 12/14/14	47
5. vs. Missouri, 2/2/14	46

Percentage (Min. 10 FTA)	FTM-A	Pct
1. vs. Quinnipiac, 3/25/17	18-19	.947
2. at Texas A&M, 2/23/17	15-16	.923
3. vs. Kentucky, 2/18/18	23-25	.920
4. vs. Temple, 12/21/18	11-12	.917
5. vs. Mississippi State, 3/4/18	10-11	.909
vs. Alabama, 1/19/14	10-11	.909

Rebounding

Total	Rebs
1. vs. Charleston, 11/25/20	73
2. vs. Arkansas, 1/25/18	62
vs. College of Charleston, 11/14/13	62
4. at Vanderbilt, 1/14/21	60
vs. Arkansas, 3/7/20	60

Margin	Rebs	Margin
1. vs. Charleston, 11/25/20	73-28	+45
2. vs. Savannah State, 12/14/14	56-21	+35
3. vs. Hampton, 12/16/15	52-19	+33
4. at Vanderbilt, 1/14/21	60-28	+32
5. vs. Arkansas, 1/25/18	62-31	+31

Offensive	Off. Rebs
1. vs. Elon, 11/9/12	29
2. vs. Arkansas, 3/7/20	28
3. vs. Arkansas, 1/25/18	27
vs. College of Charleston, 11/23/11	27
5. at Alabama, 1/4/21	26
vs. Kansas, 3/25/13	26
at Florida, 1/20/13	26

Turnovers

Fewest	TOs
1. at Tennessee, 2/2/12	4
2. at Ole Miss, 1/4/18	5
vs. UNC Asheville, 3/17/17	5
vs. Vanderbilt, 2/16/17	5
vs. CSU Bakersfield, 11/28/15	5
at Clemson, 11/18/15	5
vs. Syracuse, 11/28/14	5
vs. Tennessee, 2/23/15	5
at Missouri, 2/28/13	5
vs. Georgia, 3/2/12	5
vs. Ole Miss, 3/3/11	5

Most	TOs
1. at Wake Forest, 12/3/08	32
2. at Ole Miss, 2/25/16	29
vs. Hampton, 11/22/12	29
vs. Kentucky, 1/15/12	29
5. at Kentucky, 1/13/11	28

Assists

1. vs. Minnesota, 12/11/16	29
2. vs. NC Central, 12/1/14	26
3. vs. Winthrop, 12/13/15	25
vs. UNCG, 11/15/15	25
vs. San Diego State, 11/23/14	25
vs. Clemson, 11/20/14	25
vs. Alabama, 1/19/14	25
vs. Charleston Southern, 11/8/13	25

Steals	Stls
1. at Alabama State, 11/11/18	22
2. vs. Alabama State, 11/10/17	21
vs. NC Central, 12/1/14	21
vs. Furman, 12/11/11	21
5. vs. San Diego State, 11/23/14	18

Blocked Shots	BkSh
1. vs. Clemson, 11/15/18	16*
vs. Winthrop, 12/13/15	16*
3. vs. Arkansas, 3/6/15	15
4. vs. Georgia, 1/21/21	14
at Mississippi State, 2/6/14	14
vs. Kentucky, 1/9/14	14

* indicates also a school record



LAETICIA AMIHERE

6-4 • So. • Forward • Mississauga, Ontario

15

Career Stats at South Carolina

Season	gp-gs	min/avg	fg-fga	pct	3fg-fga	pct	ft-fta	pct	off	def	tot	avg	pf	fo	ast	to	blk	stl	pts	avg
2019-20	29-0	372/12.8	48-115	.417	7-13	.538	33-61	.541	42	72	114	3.9	58	1	16	45	33	18	136	4.7
2020-21	13-1	238/18.3	32-85	.376	0-7	.000	26-43	.605	32	37	69	5.3	30	1	16	25	17	11	90	6.9
TOTAL	42-1	610/14.5	80-200	.400	7-20	.350	59-104	.567	74	109	183	4.4	88	2	32	70	50	29	226	5.4

Career Notables

- In 2019-20, showed flashes of athleticism and talent that made her the No. 10 overall recruit in the Class of 2019
- Joined team in Jan. 2019 to recover from knee injury that ended her senior year of high school early
- Was part of Team Canada the competed at the FIBA Olympic Qualifying Tournament in Belgium (Feb. 7-9, 2020), during which Canada qualified for the Tokyo Olympics

Season Highlights

- Added 15 pounds of muscle in the offseason and improved vertical jump from 22 to 28 inches, long jump from 7-8 to 8-4 and 3/4-court speed from 3.27 seconds to 2.96 seconds
- Ranks eighth in the SEC in blocked shots (1.3) and is tied for 13th in offensive rebounding (2.5)
- Cracked double figures for the second game in a row at Vanderbilt (Jan. 14), pouring in 11 points along with tying her career high in blocks and steals with three each
- Scored eight of her 10 points in the first half at #10/8 Kentucky (Jan. 10) to keep the game close and added her final points on a putback late in the third quarter that gave the Gamecocks their first lead of the night
- Drew her first career start against Temple (Dec. 17), scoring the first Gamecocks' first points of the game as part of her 11 in the outing for her fourth double-figure scoring game in six outings
- Hit a pair of free throws to stop an 8-2 first-quarter run at #23/18 Iowa State (Dec. 6), keeping the Gamecocks in front
- Snagged a career best 15 rebounds, seven coming on the offensive glass, against NC State (Dec. 3) to tally her second double-double of the season
- Played a career-high 31 minutes against South Dakota (Nov. 28) where she poured in 11 points off the bench
- Opened the season with her first career double-double, scoring 11 points and pulling down 11 rebounds against the College of Charleston (Nov. 25)

Awards

SEC Winter Academic Honor Roll (2019-20)
SEC Community Service Team (2019-20)

High School

WBCA All-America Honorable Mention (2019)

Team Canada

2020 FIBA Olympic Qualifying Tourn. (Belgium)
2017 FIBA U19 World Cup, bronze medal
2017 FIBA U19 World Cup, All-Tournament Team
2016 FIBA U17 FIBA World Cup
2015 FIBA U16 Americas Cup, gold medal

Miscellaneous

	Season	Career	Record
Double-Doubles	2	2	1-1
10+ Points	6	10	9-1
10+ Rebounds	2	2	1-1
Team-High Pts.	1	2	1-1
Team-High Rebs.	2	4	3-1
Tm-High Assists	0	1	1-0

Career Highs

Pts.....16 at Ole Miss, 1/30/20
FG.....6, 2x, last at Ole Miss, 1/30/20
FGA.....16 vs. NC State, 12/3/20
3FG.....2 at Ole Miss, 1/30/20
3FGA.....3 at Ole Miss, 1/30/20
FT.....5, 2x, last vs. Temple, 12/17/20
FTA.....9 vs. College of Charleston, 11/25/20
Reb.....15 vs. NC State, 12/3/20
Off Reb.....7 vs. NC State, 12/3/20
Blk.....3, 7x, last vs Arkansas, 1/18/21
Stl.....4 vs. Georgia, 1/21/21
Asst.....3, 2x, last vs. Duke, 12/19/19
Min.....31 vs. South Dakota, 11/28/20

SEC Career Highs

Pts.....16 at Ole Miss, 1/30/20
FG.....6, 2x, last at Ole Miss, 1/30/20
FGA.....9, 2x, last at Kentucky, 1/10/21
3FG.....2 at Ole Miss, 1/30/20
3FGA.....3 at Ole Miss, 1/30/20
FT.....3, 4x, last at Vanderbilt, 1/14/21
FTA.....5 at Vanderbilt, 1/14/21
Reb.....9 at Florida, 2/27/20
Off Reb.....5 at Florida, 2/27/20
Blk.....3, 5x, last vs Arkansas, 1/18/21
Stl.....4 vs. Georgia, 1/21/21
Asst.....2, 3x, last vs Arkansas, 1/18/21
Min.....24 at Kentucky, 1/10/21

GAME-BY-GAME

Opponent	Date	gs	min	Total		3-Pointers		Free throws		Rebounds				pf	a	t/o	blk	stl	pts	avg
				fg-fga	pct	3fg-fga	pct	ft-fta	pct	off	def	tot	avg							
COL. OF CHARLESTON	11/25/20	23	3-4	.750	0-1	.000	5-9	.556	2	9	11	11.0	4	2	2	2	0	11	11.0	
vs South Dakota	11/28/20	30	4-12	.333	0-1	.000	3-6	.500	5	4	9	10.0	3	1	2	3	0	11	11.0	
vs #21/20 Gonzaga	11/29/20	24	2-5	.400	0-0	.000	2-5	.400	1	3	4	8.0	3	2	1	1	0	6	9.3	
#8/6 NC STATE	12/03/20	27	5-16	.313	0-2	.000	1-3	.333	7	8	15	9.8	1	2	2	2	0	11	9.8	
at #23/18 Iowa State	12/06/20	7	0-3	.000	0-0	.000	4-4	1.000	2	0	2	8.2	5	1	1	0	0	4	8.6	
TEMPLE	12/17/20	15	3-6	.500	0-1	.000	5-5	1.000	0	3	3	7.3	2	1	1	0	1	11	9.0	
FLORIDA	12/31/20	12	1-5	.200	0-1	.000	0-0	.000	2	1	3	6.7	3	2	3	2	1	2	8.0	
at Alabama	01/04/21	15	1-7	.143	0-0	.000	1-2	.500	4	1	5	6.5	0	0	5	0	0	3	7.4	
at #10/8 Kentucky	01/10/21	24	5-9	.556	0-1	.000	0-0	.000	2	2	4	6.2	0	1	3	0	1	10	7.7	
at Vanderbilt	01/14/21	19	4-7	.571	0-0	.000	3-5	.600	4	4	8	6.4	3	1	3	3	1	8.0		
#15/16 ARKANSAS	01/18/21	18	3-7	.429	0-0	.000	0-0	.000	1	0	1	5.9	2	2	1	3	1	6	7.8	
#22/23 GEORGIA	01/21/21	17	1-4	.250	0-0	.000	2-4	.500	2	0	2	5.6	3	1	2	1	4	4	7.5	
at LSU	01/24/21	7	0-0	.000	0-0	.000	0-0	.000	0	2	2	5.3	1	0	1	0	0	0	6.9	
Totals		1	238	32-85	.376	0-7	.000	26-43	.605	32	37	69	5.3	30	16	25	17	11	90	6.9

Games played: 13
 Minutes/game: 18.3
 Points/game: 6.9
 FG Pct: 37.6
 3FG Pct: 0.0
 FT Pct: 60.5

Rebounds/game: 5.3
 Assists/game: 1.2
 Turnovers/game: 1.9
 Assist/turnover ratio: 0.6
 Steals/game: 0.8
 Blocks/game: 1.3



BREA BEAL

6-1 • So. • Guard • Rock Island, Ill.

12

Career Stats at South Carolina

Season	gp-gs	min/avg	fg-fga	pct	3fg-fga	pct	ft-fa	pct	off	def	tot	avg	pf	fo	ast	to	blk	stl	pts	avg
2019-20	33-33	702/21.3	72-173	.416	13-45	.289	44-79	.557	59	118	177	5.4	48	0	34	46	27	27	201	6.1
2020-21	13-13	327/25.2	47-98	.480	11-27	.407	13-27	.481	20	40	60	4.6	25	0	19	14	5	12	118	9.1
TOTAL	46-46	1029/22.4	119-271	.439	24-72	.333	57-106	.538	79	158	237	5.2	73	0	53	60	32	39	319	6.9

Career Notables

- Defensive force often called on to stop opponent's top scorer
- Has scoring ability and continues to grow in that area
- Notched first career double-double in the 2020 SEC Championship game
- Ranked No. 11 recruit in Class of 2019 and a consensus All-American

Season Highlights

- Came up big at LSU (Jan. 24), scoring six of her 10 points in the third quarter as the Gamecocks rallied to regain the lead... also tied her career high with four assists
- Had a career scoring night for the second-straight game with 22 against #15/16 Arkansas (Jan. 18), scoring seven of in the first quarter and adding nine during the third as the Gamecocks pulled away with the lead ... all while helping lock up Arkansas' prolific offensive weapons on the perimeter
- Scored 10 of her then career-high 17 points in the first quarter at Vanderbilt (Jan. 14) and finished the game with three made 3s, tying her career high from beyond the arc
- Strong effort at #10/8 Kentucky (Jan. 10), making All-American Rhyne Howard work on both sides of the ball throughout the game, which slowed down the Wildcats' star late in the game
- Had her first double-digit rebound game of the season at Alabama (Jan. 4), grabbing eight in the first half, including six defensive boards in the second quarter to help hold the Tide to just nine points
- Was aggressive offensively early at #23/18 Iowa State (Dec. 6), scoring five of the team's first seven points and gong on to finish with a season-high 13 points, including three 3s
- Provided an offensive spark against #21/20 Gonzaga (Nov. 29) scoring a then season-high 12 points to go along with her team high seven rebounds

Awards

2020 Cheryl Miller Award Watch List
SEC First-Year Academic Honor Roll (2019-20)

High School

Naismith All-America Third Team (2019)
WBCA All-America Third Team (2019)
McDonald's All-America (2019)

In the Record Book

Season

Most games started by a freshman (33 in 2019-20)

Miscellaneous

	Season	Career	Record
20+ Points	1	1	1-0
10+ Points	5	11	11-0
10+ Rebounds	1	6	6-0
Team-High Points	0	1	1-0
Team-High Rebs.	1	5	5-0
Team-High Asssts.	0	2	2-0

Career Highs

Pts	22 vs. Arkansas, 1/18/21
FG	7, 3x, last vs. Arkansas, 1/18/21
FGA	11, 2x, last vs. Arkansas, 1/18/21
3FG	3, 4x, last vs. Arkansas, 1/18/21
3FGA	5, 3x, last vs. Arkansas, 1/18/21
FT	8 at Maryland, 11/10/19
FTA	12 at Maryland, 11/10/19
Reb	13 at Missouri, 1/16/20
Blk	3 vs. Mississippi State, 3/8/20
Stl	3, 4x, last vs. Mississippi State, 1/20/20
Asst	4, 3x, last at LSU, 1/24/21
Min	35 vs. Arkansas, 1/18/21

SEC Career Highs

Pts	22 vs. Arkansas, 1/18/21
FG	7, 3x, last vs. Arkansas, 1/18/21
FGA	11, 2x, last vs. Arkansas, 1/18/21
3FG	3, 2x, last vs. Arkansas, 1/18/21
3FGA	5 vs. Arkansas, 1/18/21
FT	5 vs. Arkansas, 1/18/21
FTA	6, 2x, last vs. Arkansas, 1/18/21
Reb	13 at Missouri, 1/16/20
Blk	2, 4x, last at Florida, 2/27/20
Stl	3, 2x vs. Mississippi State, 1/20/20
Asst	4 at LSU, 1/24/21
Min	35 vs. Arkansas, 1/18/21

GAME-BY-GAME

Opponent	Date	gs	min	Total		3-Pointers		Free throws		Rebounds				pf	a	t/o	blk	stl	pts	avg	
				fg-fga	pct	3fg-fga	pct	ft-fa	pct	off	def	tot	avg								
COL. OF CHARLESTON	11/25/20	*	17	4-9	.444	0-1	.000	0-1	.000	1	1	2	2.0	1	1	1	0	1	8	8.0	
vs South Dakota	11/28/20	*	23	1-4	.250	0-0	.000	1-4	.250	2	3	5	3.5	4	3	1	0	0	3	5.5	
vs #21/20 Gonzaga	11/29/20	*	32	5-7	.714	0-0	.000	2-4	.500	5	2	7	4.7	2	1	1	1	1	12	7.7	
#8/6 NC STATE	12/03/20	*	21	2-6	.333	0-0	.000	1-2	.500	0	4	4	4.5	1	0	1	2	1	5	7.0	
at #23/18 Iowa State	12/06/20	*	24	5-9	.556	3-5	.600	0-0	.000	1	3	4	4.4	2	2	2	0	0	13	8.2	
TEMPLE	12/17/20	*	19	2-8	.250	1-3	.333	0-0	.000	2	1	3	4.2	1	3	1	0	2	5	7.7	
FLORIDA	12/31/20	*	27	2-11	.182	0-3	.000	0-0	.000	1	0	1	3.7	3	2	2	0	0	4	7.1	
at Alabama	01/04/21	*	28	4-6	.667	0-2	.000	0-0	.000	2	8	10	4.5	3	0	0	0	1	8	7.3	
at #10/8 Kentucky	01/10/21	*	25	1-2	.500	0-0	.000	0-0	.000	2	4	6	4.7	3	0	2	0	0	2	6.7	
at Vanderbilt	01/14/21	*	20	7-9	.778	3-4	.750	0-2	.000	1	2	3	4.5	0	1	0	0	0	17	7.7	
#15/16 ARKANSAS	01/18/21	*	35	7-11	.636	3-5	.600	5-6	.833	0	4	4	4.5	0	1	0	0	2	22	9.0	
#22/23 GEORGIA	01/21/21	*	22	3-7	.429	1-2	.500	2-2	1.000	2	5	7	4.7	2	1	3	1	2	9	9.0	
at LSU	01/24/21	*	34	4-9	.444	0-2	.000	2-6	.333	1	3	4	4.6	3	4	0	1	2	10	9.1	
Totals			13	327	47-98	480	11-27	407	13-27	481	20	40	60	4.6	25	19	14	5	12	118	9.1

Games played: 13
Minutes/game: 25.2
Points/game: 9.1
FG Pct: 48.0
3FG Pct: 40.7
FT Pct: 48.1

Rebounds/game: 4.6
Assists/game: 1.5
Turnovers/game: 1.1
Assist/turnover ratio: 1.4
Steals/game: 0.9
Blocks/game: 0.4



ALIYAH BOSTON

6-5 • So. • Forward • St. Thomas, U.S.V.I.

4

Career Stats at South Carolina

Season	gp-gs	min/avg	fg-fga	pct	3fg-fga	pct	ft-fta	pct	off	def	tot	avg	pf	fo	ast	to	blk	stl	pts	avg
2019-20	33-33	786/23.8	174-286	.608	2-12	.167	62-84	.738	117	193	310	9.4	68	1	34	37	86	42	412	12.5
2020-21	13-13	381/29.3	78-157	.497	7-23	.304	30-43	.698	52	95	147	11.3	33	0	18	17	41	19	193	14.8
TOTAL	46-46	1167/25.4	252-443	.569	9-35	.257	92-127	.724	169	288	457	9.9	101	1	52	54	127	61	605	13.2

Awards

2021 AP Preseason All-America
 2021 Watch Lists – Naismith Trophy, Wade Trophy, Wooden Award, Naismith Def. POY, Lisa Leslie Award
 2020 National Fr. of the Year (ESPN, USBWA, WBCA)
 2020 Lisa Leslie Center of the Year
 2020 All-America Second Team (AP, USBWA)
 2020 All-SEC First Team
 2020 SEC Defensive Player of the Year
 2020 SEC Freshman of the Year
 2020 Her Hoop Stats Fab 15 Freshmen
 SEC First-Year Academic Honor Roll (2019-20)

High School

Naismith, WBCA All-America Second Team (2019)
 McDonald's, SLAM All-America (2019)

USA Basketball

2019 FIBA U19 World Cup, gold medal
 2018 Youth Olympic Games 3x3, gold medal
 2018 FIBA U17 World Cup, gold medal
 2018 FIBA U17 World Cup, All-Star Five
 2017 FIBA U16 Americas Cup, gold medal
 2017 FIBA U16 Americas Cup, MVP

Miscellaneous

	Season	Career	Record
Triple-Double	1	2	2-0
Double-Double	7	20	20-0
20+ Points	4	6	6-0
10+ Points	10	38	37-1
10+ Rebounds	9	25	25-0
5+ Blocks	3	9	9-0
Tm-High Points	4	11	11-0
Tm-High Rebs.	9	34	34-0
Tm-High Assists	1	1	1-0

Career Highs

Pts	28 vs. Florida, 12/31/20
FG	11, 2x, last vs. Arkansas, 1/18/21
FGA	18 vs. Florida, 12/31/20
3FG	3 vs. Florida, 12/31/20
3FGA	5 vs. Florida, 12/31/20
FT	7 at Alabama, 1/5/20
FTA	9 at Alabama, 1/5/20
Reb	25 vs. Arkansas, 1/9/20
Off Reb	10 vs. Arkansas, 1/9/20
Blk	10, 2x, last vs. Georgia, 1/21/21*
Asst	4, 2x, last vs. South Dakota, 11/28/20
Stl	4, 2x, last vs. South Dakota, 11/28/20
Min	37 vs. UConn, 2/10/20

SEC Career Highs

Pts	28 vs. Florida, 12/31/20
FG	11, 2x, last vs. Arkansas, 1/18/21
FGA	18 vs. Florida, 12/31/20
3FG	3 vs. Florida, 12/31/20
3FGA	5 vs. Florida, 12/31/20
FT	7 at Alabama, 1/5/20
FTA	9 at Alabama, 1/5/20
Reb	25 vs. Arkansas, 1/9/20
Off Reb	10 vs. Arkansas, 1/9/20
Blk	10 vs. Georgia, 1/21/21*
Asst	3, 2x, last vs. Arkansas, 1/18/21
Stl	4 at Georgia, 1/26/20
Min	36, 2x, last at LSU, 1/24/21

* indicates school record

In the Record Books

Career

1st – Triple-Doubles (2)

Season

3rd – Blocked shots average (2.6 in 2019-20)
 1st – Offensive rebounds vs. SEC (56 in 2019-20)
 3rd – Double-doubles vs. SEC (7 in 2019-20)
 Best FG% by a freshman (.608 (174-286) in 2019-20)
 Most double-doubles by a freshman (13 in 2019-20)
 Most blocked shots by a freshman (86 in 2019-20)
 Best rebounding average by a freshman (9.4 in 2019-20)
 Most offensive rebs. by a freshman (117 in 2019-20)
 Most games started by a freshman (33 in 2019-20)

Game

1st – Blocked shots (10, 2x, last vs. Georgia, 1/21/21)
 2nd – Rebounds (25 vs. Arkansas, 1/9/20)
 3rd – Offensive rebounds (10 vs. Arkansas, 1/9/20)
 1st – Blocked shots vs. SEC (10 vs. Georgia, 1/21/21)
 1st – Offensive rebounds vs. SEC (10 vs. Arkansas, 1/9/20)
 2nd – Rebounds vs. SEC (25 vs. Arkansas, 1/9/20)
 Most rebounds by a freshman (25 vs. Arkansas, 1/9/20)
 Most blocks by a freshman (10 vs. Ala. State, 11/5/19)
 Most blocks by a sophomore (10 vs. Georgia, 1/21/21)
 Best FG% by a freshman (1.000 (6-6) vs. App. State, 11/17/19)
 Most offensive rebs. by a freshman (10 vs. Ark., 1/9/20)

Career Notables

- Program's first National Freshman of the Year, winning that title unanimously in 2020
- Only player in program history with multiple triple-doubles; first Gamecock to post a triple-double in an SEC game and one vs. a ranked opponent
- As a freshman, averaged a double-double in SEC play (13.1 ppg/10.3 rpg) and against ranked opponents (13.0 ppg/10.9 rpg); sixth in nation in field goal percentage and 21st in blocked shots per game
- Ranked No. 3 recruit in Class of 2019 and a consensus All-American

Season Highlights

- Team captain
- Ranks 16th in the NCAA in rebounding average (11.3), second in the SEC ... seventh in NCAA with SEC-best 3.2 blocks per game and tied for 19th in NCAA in double-doubles (7) ... ranks second in the SEC in offensive rebounding (4.0) ... 18th in the SEC in scoring ... one of five players in the SEC to average a double-double
- In conference play, seventh in scoring (17.7), second in rebounding (12.7), first in blocks (4.9) and offensive rebounds (4.4), 15th in steals (1.7), fifth in field goal percentage (.521)
- Notched her third straight double-double with 20 points and 14 rebounds at LSU (Jan. 24)... dominated the glass in the third quarter with six and scored seven points in the decisive fourth quarter
- Made history against #22/23 Georgia (Jan. 21), notching the program's first triple-double in SEC play with 16 points, 11 rebounds and 10 blocks, the second triple-double of her career
- Came out hot against #15/16 Arkansas (Jan. 18) with six points, six rebounds and three blocks in the game's opening five minutes ... added five points to a 9-0 run late in the third that established a double-digit lead
- Took over in the third quarter at #10/8 Kentucky (Jan. 10), scoring 10 of her 20 points in the period to ... with a double-double, her fourth of the season, and seven blocks, tying her SEC career high, and earn SEC co-Player of the Week
- Scored a career-best 28 points against Florida (Dec. 31), including a 19-point and 11-rebound first half where she became the 11th fastest Gamecock to score 500 points in her career ... scored eight points in the paint, eight on midrange jumpers, nine from 3-point range and three free throws
- Showed off her inside-out game early at #23/18 Iowa State (Dec. 6), scoring five of the team's first 10 points on a putback and a 3-pointer ... scored four of her then season-high 13 points off offensive rebounds
- Started the season with an 11-point, 12-rebound double-double against Charleston (Nov. 25), the 14th double-double of her career

BOSTON GAME-BY-GAME

Opponent	Date	gs	min	Total		3-Pointers		Free throws		Rebounds				pf	a	t/o	blk	stl	pts	avg	
				fg-fga	pct	3fg-fga	pct	ft-fa	pct	off	def	tot	avg								
COL. OF CHARLESTON	11/25/20	*	22	5-7	.714	0-0	.000	1-2	.500	4	8	12	12.0	2	1	2	1	0	11	11.0	
vs South Dakota	11/28/20	*	28	5-14	.357	0-1	.000	2-4	.500	3	5	8	10.0	4	4	0	0	4	12	11.5	
vs #21/20 Gonzaga	11/29/20	*	25	3-5	.600	0-0	.000	4-6	.667	2	3	5	8.3	4	0	1	1	1	10	11.0	
#8/6 NC STATE	12/03/20	*	35	4-14	.286	1-3	.333	0-0	.000	3	6	9	8.5	2	0	3	1	0	9	10.5	
at #23/18 Iowa State	12/06/20	*	35	6-11	.545	1-3	.333	0-0	.000	5	10	15	9.8	3	3	2	1	1	13	11.0	
TEMPLE	12/17/20	*	22	6-12	.500	0-2	.000	2-2	1.000	4	5	9	9.7	1	1	0	3	1	14	11.5	
FLORIDA	12/31/20	*	36	11-18	.611	3-5	.600	3-4	.750	5	11	16	10.6	3	1	0	4	3	28	13.9	
at Alabama	01/04/21	*	35	2-10	.200	0-0	.000	1-2	.500	3	7	10	10.5	4	0	0	2	2	5	12.8	
at #10/8 Kentucky	01/10/21	*	25	8-14	.571	1-1	1.000	3-4	.750	5	7	12	10.7	3	1	2	7	3	20	13.6	
at Vanderbilt	01/14/21	*	19	4-8	.500	0-1	.000	1-1	1.000	4	6	10	10.6	0	2	2	4	2	9	13.1	
#15/16 ARKANSAS	01/18/21	*	32	11-17	.647	0-2	.000	4-5	.800	6	10	16	11.1	2	3	1	6	0	26	14.3	
#22/23 GEORGIA	01/21/21	*	31	5-12	.417	1-3	.333	5-6	.833	2	9	11	11.1	2	2	3	10	2	16	14.4	
at LSU	01/24/21	*	36	8-15	.533	0-2	.000	4-7	.571	6	8	14	11.3	3	0	1	1	0	20	14.8	
Totals			13	381	78-157	.497	7-23	.304	30-43	.698	52	95	147	11.3	33	18	17	41	19	193	14.8

Games played: 13
 Minutes/game: 29.3
 Points/game: 14.8
 FG Pct: 49.7
 3FG Pct: 30.4
 FT Pct: 69.8

Rebounds/game: 11.3
 Assists/game: 1.4
 Turnovers/game: 1.3
 Assist/turnover ratio: 1.1
 Steals/game: 1.5
 Blocks/game: 3.2



ZIA COOKE

5-9 • So. • Guard • Toledo, Ohio

1

Career Stats at South Carolina

Season	gp-gs	min/avg	fg-fga	pct	3fg-fga	pct	ft-fa	pct	off	def	tot	avg	pf	fo	ast	to	blk	stl	pts	avg
2019-20	33-33	876/26.5	139-360	.386	40-112	.357	79-111	.712	31	64	95	2.9	52	0	61	58	7	36	397	12.0
2020-21	13-13	400/30.8	72-176	.409	19-46	.413	39-52	.750	5	31	36	2.8	18	0	30	33	1	12	202	15.5
TOTAL	46-46	1276/27.7	211-536	.394	59-158	.373	118-163	.724	36	95	131	2.8	70	0	91	91	8	48	599	13.0

Career Notables

- Dominant freshman season that landed her on the SEC All-Freshman Team and honorable mention status on the Her Hoop Stats Fab 15 Freshmen list
- Holds program single-game records for field goal attempts by a freshman (23), 3-point field goal percentage by a freshman (1.000 (4-4)) and free throw percentage by a freshman (1.000 (6-6))
- Ranked 24th in SEC in scoring as a freshman, 12th in league games (13.8 ppg)
- Led the team or tied for team lead in scoring in eight SEC games
- Ranked No. 4 recruit in Class of 2019 and was a consensus All-American

Season Highlights

- Ranks 14th in the SEC in scoring (15.5) and 12th in free throw percentage (.750)
- Kept her momentum going at LSU (Jan. 24) scoring 11 points, including four in the closing moments of the game to seal the win
- Found her flow early against #22/23 Georgia (Jan. 21), scoring six points in the first quarter and capped the first half with a buzzer beater on her way to a 16-point performance
- Shook off tough offensive night at #10/8 Kentucky (Jan. 10) to hit a pair of free throws to make it a two-possession game in the final 10 seconds
- Snapped the team's 3:23 scoreless streak late in the third quarter at Alabama (Jan. 4) with a pair of buckets on her way to an 18-point performance
- Took over in the third quarter of the SEC opener against Florida (Dec. 31), scoring the final 12 points of the period on her way to 26 points, a new SEC career high
- Tied her career best with five made 3-pointers against Temple (Dec. 17) in a lethally efficient performance, going 8-of-11 from the field and 5-of-7 from beyond the arc for a game-high 23 points
- Had her outside game working at #23/18 Iowa State (Dec. 6), capping the first quarter with the first of her four 3-pointers, which also included two to open the third quarter on back-to-back possessions
- Poured in 16 points while dishing out four assists and snagging four rebounds against #21/20 Gonzaga (Nov. 29)
- Scored a game-high 19 points and played a career-high 36 minutes against South Dakota (Nov. 28) where she also pulled down five rebounds.
- Opened the year with an 18-point performance against Charleston (Nov. 25)

Awards

- 2020 Her Hoop Stats Fab 15 Freshmen (hon. mention)
- 2020 SEC All-Freshman Team
- SEC First-Year Academic Honor Roll (2019-20)

High School

- Naismith HS Player of the Year Finalist (2019)
- Naismith HS All-America First Team (2019)
- WBCA HS All-America First Team (2019)
- McDonald's HS All-America (2019)
- SLAM HS All-America (2019)
- USA Today All-USA Third Team (2019)

USA Basketball

- 2018 FIBA U17 World Cup, gold medal
- 2017 FIBA U16 Americas Cup, gold medal

Miscellaneous

	Season	Career	Record
20+ Points	2	7	7-0
10+ Points	9	33	32-1
Tm-High Points	4	15	14-1
Tm-High Assists	1	3	3-0

Career Highs

Pts	27 at Dayton, 11/13/19
FG	10 vs. Florida, 12/31/20
FGA	23 vs. Arkansas, 1/9/20
3FG	5, 2x, last vs. Temple, 12/17/20
3FGA	9 vs. Arkansas, 1/9/20
FT	7 vs. LSU, 2/20/20
FTA	9, 2x, last vs. South Dakota, 11/28/20
Reb	7 at Dayton, 11/13/19
Blk	1, 8x, last vs. Florida, 12/31/20
Stl	4 vs. USC Upstate, 11/21/19
Asst	5, 2x, last vs. Florida, 12/31/20
Min	37, 2x, last at LSU, 1/24/21

SEC Career Highs

Pts	26 vs. Florida, 12/31/20
FG	10 vs. Florida, 12/31/20
FGA	23 vs. Arkansas, 1/9/20
3FG	4, 3x, last vs. Auburn, 2/13/20
3FGA	9 vs. Arkansas, 1/9/20
FT	7 vs. LSU, 2/20/20
FTA	9 vs. LSU, 2/20/20
Reb	6, 2x, last at Arkansas, 2/6/20
Blk	1, 4x, vs. Florida, 12/31/20
Stl	3 at Alabama, 1/5/20
Asst	5 vs. Florida, 12/31/20
Min	37, 2x, last at LSU, 1/24/21

GAME-BY-GAME

Opponent	Date	gs	min	Total		3-Pointers		Free throws		Rebounds				pf	a	t/o	blk	stl	pts	avg	
				fg-fga	pct	3fg-fga	pct	ft-fa	pct	off	def	tot	avg								
COL. OF CHARLESTON	11/25/20	*	20	6-11	.545	2-3	.667	4-5	.800	1	0	1	1.0	0	3	3	0	3	18	18.0	
vs South Dakota	11/28/20	*	36	5-16	.313	3-7	.429	6-9	.667	0	5	5	3.0	2	1	3	0	0	19	18.5	
vs #21/20 Gonzaga	11/29/20	*	35	6-17	.353	1-1	1.000	3-3	1.000	1	3	4	3.3	0	4	3	0	0	16	17.7	
#8/6 NC STATE	12/03/20	*	35	4-18	.222	1-5	.200	2-2	1.000	0	5	5	3.8	1	1	1	0	1	11	16.0	
at #23/18 Iowa State	12/06/20	*	29	6-12	.500	4-6	.667	3-3	1.000	0	1	1	3.2	3	4	2	0	0	19	16.6	
TEMPLE	12/17/20	*	28	8-11	.727	5-7	.714	2-4	.500	1	2	3	3.2	0	4	2	0	0	23	17.7	
FLORIDA	12/31/20	*	37	10-22	.455	0-3	.000	6-6	1.000	1	2	3	3.1	2	5	1	1	2	26	18.9	
at Alabama	01/04/21	*	33	8-17	.471	2-3	.667	0-0	.000	1	2	3	3.1	2	2	4	0	1	18	18.8	
at #10/8 Kentucky	01/10/21	*	36	2-12	.167	0-1	.000	3-6	.500	0	3	3	3.1	0	1	2	0	0	7	17.4	
at Vanderbilt	01/14/21	*	23	3-7	.429	0-1	.000	3-4	.750	0	2	2	3.0	1	2	2	0	1	9	16.6	
#15/16 ARKANSAS	01/18/21	*	22	3-7	.429	1-3	.333	2-2	1.000	0	3	3	3.0	4	3	4	0	0	9	15.9	
#22/23 GEORGIA	01/21/21	*	29	7-16	.438	0-3	.000	2-2	1.000	0	2	2	2.9	1	0	2	0	2	16	15.9	
at LSU	01/24/21	*	37	4-10	.400	0-3	.000	3-6	.500	0	1	1	2.8	2	0	4	0	2	11	15.5	
Totals			13	400	72-176	.409	19-46	.413	39-52	.750	5	31	36	2.8	18	30	33	1	12	202	15.5

Games played: 13
 Minutes/game: 30.8
 Points/game: 15.5
 FG Pct: 40.9
 3FG Pct: 41.3
 FT Pct: 75.0

Rebounds/game: 2.8
 Assists/game: 2.3
 Turnovers/game: 2.5
 Assist/turnover ratio: 0.9
 Steals/game: 0.9
 Blocks/game: 0.1



LELE GRISSETT

6-2 • Sr. • Guard • Durham, N.C.

24

Career Stats at South Carolina

Season	gp-gs	min/avg	fg-fga	pct	3fg-fga	pct	ft-fa	pct	off	def	tot	avg	pf	fo	ast	to	blk	stl	pts	avg
2017-18	36-3	477/13.3	56-119	.471	0-0	.000	39-70	.557	56	77	133	3.7	84	0	18	53	7	24	151	4.2
2018-19	31-2	368/11.9	41-73	.562	0-0	.000	24-44	.545	59	64	123	4.0	61	2	9	33	17	11	106	3.4
2019-20	33-0	560/17.0	82-131	.626	0-2	.000	46-63	.730	69	57	126	3.8	47	0	40	34	23	30	210	6.4
2020-21	12-0	218/18.2	34-59	.576	0-1	.000	13-33	.394	34	25	59	4.9	25	1	14	20	7	4	81	6.8
TOTAL	112-5	1623/14.5	213-382	.558	0-3	.000	122-210	.581	218	223	441	3.9	217	3	81	140	54	69	548	4.9

Career Notables

- Has played in all but two games of her career, bringing energy off the bench, especially in defensive pressure
- Reshaped her body before junior season to focus on playing guard instead of forward
- Posted her first career double-double in the 2018-19 regular-season meeting with then-#4/5 Baylor (Dec. 2)
- Started at Vanderbilt (Jan. 18, 2018) and turned in a career night, shooting 11-of-12 from the field for 22 points – the first Gamecock freshman 20-point outing in SEC play in three years (20 by A'ja Wilson vs. Vanderbilt, 2/15/15)

Season Highlights

- More comfortable at the guard position after a year of experience under her belt; can play multiple positions and could get some time at point guard this season
- Ranks seventh in the SEC in offensive rebounds per game (2.8), tied for fifth in league play (3.0)
- Made a huge impact in the fourth quarter at LSU (Jan. 24) with her trademark pressure defense and beating the defense down the court for eight fast-break points and handing out her SEC career-best three assists in the period
- Strong on the offensive glass against #15/16 Arkansas, pulling down four of her four of her five offensive boards in the second quarter to help keep the Gamecocks close in the period
- Anchored the team's rebounding efforts at Vanderbilt (Jan. 14), pulling down a game and career-high 12 boards, including seven on the offensive end, also a career high for the senior
- Provided a spark off the bench in the second half against South Dakota (Nov. 28), scoring six straight points as part of a 14-2 run that closed the third quarter and put the game out of reach
- Opened the season with a double-double against Charleston (Nov. 25), scoring 13 points and pulling down 10 rebounds, tying her career high on the glass

Awards

SEC Winter Academic Honor Roll (2019-20)

Miscellaneous

	Season	Career	Record
Double-Double	1	2	1-1
20+ Points	0	1	1-0
10+ Points	1	14	12-2
10+ Rebounds	1	2	1-1
Tm-High Points	0	3	3-0
Tm-High Rebs.	1	10	7-3
Team-High Assts.	0	1	1-0

Career Highs

Pts	22 at Vanderbilt, 1/18/18
FG	11 at Vanderbilt, 1/18/18
FGA	12 at Vanderbilt, 1/18/18
FT	5, 2x, last at Missouri, 1/16/20
FTA	8 vs. College of Charleston, 12/5/17
Reb	12 at Vanderbilt, 1/14/21
Off Reb	7 at Vanderbilt, 1/14/21
Blk	3, 3x, last vs. Vanderbilt, 2/17/20
Stl	4, 2x, last vs. Georgia, 3/6/20
Asst	4, 2x, last vs. Arkansas, 3/7/20
Min	29 vs. Tennessee, 1/14/18

SEC Career Highs

Pts	22 at Vanderbilt, 1/18/18
FG	11 at Vanderbilt, 1/18/18
FGA	12 at Vanderbilt, 1/18/18
FT	5 at Missouri, 1/16/20
FTA	6 at Missouri, 1/16/20
Reb	12 at Vanderbilt, 1/14/21
Off Reb	7 at Vanderbilt, 1/14/21
Blk	3, 2x, last vs. Vanderbilt, 2/17/20
Stl	3, 2x, last at Florida, 2/27/20
Asst	3 at LSU, 1/24/21
Min	29 vs. Tennessee, 1/14/18

GAME-BY-GAME

Opponent	Date	gs	min	Total		3-Pointers		Free throws		Rebounds				pf	a	t/o	blk	stl	pts	avg
				fg-fga	pct	3fg-fga	pct	ft-fa	pct	off	def	tot	avg							
COL. OF CHARLESTON	11/25/20	16	5-6	.833	0-0	.000	3-4	.750	5	5	10	10.0	2	3	1	2	1	13	13.0	
vs South Dakota	11/28/20	14	3-3	1.000	0-0	.000	2-3	.667	3	2	5	7.5	2	1	0	0	1	8	10.5	
vs #21/20 Gonzaga	11/29/20	19	1-4	.250	0-0	.000	0-4	.000	1	1	2	5.7	3	1	0	1	2	2	7.7	
#8/6 NC STATE	12/03/20	21	4-4	1.000	0-0	.000	0-4	.000	1	2	3	5.0	5	0	1	0	0	8	7.8	
TEMPLE	12/17/20	21	3-4	.750	0-0	.000	1-2	.500	3	4	7	5.4	0	3	1	0	0	7	7.6	
FLORIDA	12/31/20	12	2-4	.500	0-0	.000	0-0	.000	1	1	2	4.8	1	0	1	0	0	4	7.0	
at Alabama	01/04/21	25	3-5	.600	0-1	.000	2-7	.286	3	1	4	4.7	2	2	2	1	0	8	7.1	
at #10/8 Kentucky	01/10/21	19	2-3	.667	0-0	.000	0-0	.000	2	1	3	4.5	2	0	3	2	0	4	6.8	
at Vanderbilt	01/14/21	17	3-8	.375	0-0	.000	1-1	1.000	7	5	12	5.3	4	0	3	1	0	7	6.8	
#15/16 ARKANSAS	01/18/21	18	2-6	.333	0-0	.000	3-4	.750	5	3	8	5.6	2	0	3	0	0	7	6.8	
#22/23 GEORGIA	01/21/21	18	2-6	.333	0-0	.000	1-4	.250	0	0	0	5.1	1	1	3	0	0	5	6.6	
at LSU	01/24/21	18	4-6	.667	0-0	.000	0-0	.000	3	0	3	4.9	1	3	2	0	0	8	6.8	
Totals		0	218	34-59	.576	0-1	.000	13-33	.394	34	25	59	4.9	25	14	20	7	4	81	6.8

Games played: 12
 Minutes/game: 18.2
 Points/game: 6.8
 FG Pct: 57.6
 3FG Pct: 0.0
 FT Pct: 39.4

Rebounds/game: 4.9
 Assists/game: 1.2
 Turnovers/game: 1.7
 Assist/turnover ratio: 0.7
 Steals/game: 0.3
 Blocks/game: 0.6



DESTANNI HENDERSON

5-7 • Jr. • Guard • Fort Myers, Fla.

3

Career Stats at South Carolina

Season	gp-gs	min/avg	fg-fga	pct	3fg-fga	pct	ft-fa	pct	off	def	tot	avg	pf	fo	ast	to	blk	stl	pts	avg
2018-19	31-9	485/15.6	58-157	.369	29-78	.372	24-34	.706	14	35	49	1.6	30	0	40	40	2	16	169	5.5
2019-20	33-0	774/23.5	104-250	.416	32-99	.323	41-63	.651	20	75	95	2.9	28	0	93	63	2	41	281	8.5
2020-21	13-13	418/32.2	58-134	.433	13-33	.394	34-42	.810	13	60	73	5.6	14	0	77	32	2	14	163	12.5
TOTAL	77-22	1677/21.8	220-541	.407	74-210	.352	99-139	.712	47	170	217	2.8	72	0	210	135	6	71	613	8.0

Career Notables

- Has been a spark of energy off the bench through her first two seasons, playing both guard positions
- Announced her readiness for an expanded role this season with a 2020 SEC Tournament performance that earned All-Tournament status (13.0 ppg, 4.7 apg)
- Rated No. 1 point guard and No. 9 overall recruit in Class of 2018; 2018 McDonald's All-America
- Helped high school team to three state championships while amassing 1,649 career points

Season Highlights

- Leads the SEC and ranks 17th in the nation in assists (5.9) ... sixth in the SEC in assist-to-turnover ratio (2.4) and fifth in the conference in free throw percentage (.810)
- In conference play, ranks first in assists (6.7), fifth in assist-to-turnover ratio (2.0) and 18th in rebounds per game (5.9)
- Lit the fuse on the rally at LSU (Jan. 21) with seven points in the third and seven more in the fourth, including five straight to give the Gamecocks a lead they would not relinquish
- Notched the first double-double of her career with a 14-point 10-assist performance against #15/16 Arkansas (Jan. 18), dropping four dimes in the third quarter as the Gamecocks pulled away
- Great game management early at Vanderbilt (Jan. 14) with five points and four assists in the first quarter en route to third-straight double-digit scoring game and career-high tying nine assists
- Led the team in scoring for the second game in a row at #10/8 Kentucky (Jan. 10), pouring in a new SEC career-high 22 points, including eight straight in the fourth quarter to stretch a three-point lead to a nine-point advantage
- Took over in the second quarter at Alabama (Jan. 4), scoring the team's final six points of the half and hit a big 3 in the third quarter after Tide closed to within nine ... finished with a new career high in conference play with 20 points along with eight rebounds and five assists
- Scored a career-high 23 points against #21/20 Gonzaga (Nov. 29), all in the second half, answering the bell every time the Zags tied or took a lead in the fourth quarter and hit four the team's six free throw attempts in the final minute to seal the victory and lock up Women's Bad Boy Mowers Crossover Classic MVP honors for herself
- Scored 10 of her 19 points in the third quarter against South Dakota (Nov. 28), tying the game high in both points and rebounds with nine

Awards

- 2020 SEC All-Tournament Team
- 2019 SEC All-Freshman Team
- 2x SEC Winter Academic Honor Roll (2018-19, 2019-20)

High School

McDonald's All-America (2018)

USA Basketball

- 2016 FIBA U17 World Cup, bronze medal
- 2015 U16 National Team Trials

Miscellaneous

	Season	Career	Record
Double-Double	1	1	1-0
20+ Points	3	4	4-0
10+ Points	7	25	24-1
5+ Assists	8	15	14-1
5+ Steals	0	1	1-0
Tm-High Points	3	8	7-1
Tm-High Rebs.	1	2	2-0
Tm-High Assts.	9	17	16-1

Career Highs

Pts	23 vs. Gonzaga, 11/29/20
FG	8, 3x, last at Kentucky, 1/10/21
FGA	17 at Kentucky, 1/10/21
3FG	5 vs. USC Upstate, 11/21/19
3FGA	9 vs. Arkansas, 3/7/20
FT	10 vs. Gonzaga, 11/29/20
FTA	13 vs. Gonzaga, 11/29/20
Reb	9 vs. South Dakota, 11/28/20
Stl	5 at Temple, 12/7/19
Asst	10 vs. Arkansas, 1/18/21
Min	38, 3x, last at Kentucky, 1/10/21

SEC Career Highs

Pts	22 at Kentucky, 1/10/21
FG	8 at Kentucky, 1/10/21
FGA	17 at Kentucky, 1/10/21
3FG	4 vs. Kentucky, 2/21/19
3FGA	7 at LSU, 1/24/21
FT	6, 2x, last at Kentucky, 1/10/21
FTA	7, 2x, last at Kentucky, 1/10/21
Reb	8, 2x, last at Kentucky, 1/10/21
Stl	3, 3x, last vs. Florida, 12/31/20
Asst	10 vs. Arkansas, 1/18/21
Min	38, 2x, last at Kentucky, 1/10/21

GAME-BY-GAME

Opponent	Date	gs	min	Total		3-Pointers		Free throws		Rebounds				pf	a	t/o	blk	stl	pts	avg	
				fg-fga	pct	3fg-fga	pct	ft-fa	pct	off	def	tot	avg								
COL. OF CHARLESTON	11/25/20	*	21	4-7	.571	0-1	.000	3-4	.750	1	5	6	6.0	2	5	2	1	4	11	11.0	
vs South Dakota	11/28/20	*	29	8-13	.615	1-3	.333	2-3	.667	0	9	9	7.5	1	3	2	0	0	19	15.0	
vs #21/20 Gonzaga	11/29/20	*	33	6-11	.545	1-3	.333	10-13	.769	1	2	3	6.0	2	2	2	0	0	23	17.7	
#8/6 NC STATE	12/03/20	*	35	1-13	.077	0-2	.000	0-0	.000	3	4	7	6.3	1	6	1	1	0	2	13.8	
at #23/18 Iowa State	12/06/20	*	38	4-7	.571	3-4	.750	1-2	.500	0	4	4	5.8	1	7	2	0	0	12	13.4	
TEMPLE	12/17/20	*	25	3-5	.600	2-3	.667	0-0	.000	0	3	3	5.3	0	7	0	0	1	8	12.5	
FLORIDA	12/31/20	*	38	1-7	.143	0-2	.000	0-0	.000	2	5	7	5.6	1	9	4	0	3	2	11.0	
at Alabama	01/04/21	*	34	7-16	.438	1-2	.500	5-6	.833	2	6	8	5.9	0	5	1	0	1	20	12.1	
at #10/8 Kentucky	01/10/21	*	38	8-17	.471	0-0	.000	6-7	.857	2	6	8	6.1	0	3	6	0	0	22	13.2	
at Vanderbilt	01/14/21	*	26	4-8	.500	1-3	.333	3-3	1.000	0	7	7	6.2	1	9	1	0	0	12	13.1	
#15/16 ARKANSAS	01/18/21	*	36	6-13	.462	2-2	1.000	0-0	.000	1	1	2	5.8	2	10	2	0	1	14	13.2	
#22/23 GEORGIA	01/21/21	*	30	1-6	.167	0-1	.000	0-0	.000	1	3	4	5.7	1	3	3	0	2	2	12.3	
at LSU	01/24/21	*	35	5-11	.455	2-7	.286	4-4	1.000	0	5	5	5.6	2	8	6	0	2	16	12.5	
Totals			13	418	58-134	.433	13-33	.394	34-42	.810	13	60	73	5.6	14	77	32	2	14	163	12.5

Games played: 13
 Minutes/game: 32.2
 Points/game: 12.5
 FG Pct: 43.3
 3FG Pct: 39.4
 FT Pct: 81.0

Rebounds/game: 5.6
 Assists/game: 5.9
 Turnovers/game: 2.5
 Assist/turnover ratio: 2.4
 Steals/game: 1.1
 Blocks/game: 0.2



DESTINY LITTLETON

5-9 • Jr. • Guard • San Diego, Calif.

11

Career Stats at South Carolina

Season	gp-gs	min/avg	fg-fga	pct	3fg-fga	pct	ft-fta	pct	off	def	tot	avg	pf	fo	ast	to	blk	stl	pts	avg
2020-21	11-0	133/12.1	9-30	.300	5-16	.313	12-16	.750	4	32	36	3.3	7	0	10	5	0	5	35	3.2
TOTAL	11-0	133/12.1	9-30	.300	5-16	.313	12-16	.750	4	32	36	3.3	7	0	10	5	0	5	35	3.2

Career Notables

- Sat out last season due to NCAA transfer rules, taking advantage of that time to have a procedure done to alleviate chronic issues in both ankles
- Spent two seasons at Texas, helping Longhorns to a pair of NCAA Tournament appearances, including a spot in the 2018 Sweet 16
- Played in all 33 games her redshirt-freshman season (2018-19), starting 12 and playing the third-most minutes on the team
- Ranked No. 33 overall in the Class of 2017
- Named McDonald's All-American (2017) and earned California Ms. Basketball honors

Season Highlights

- Has played in 11 games ... was unavailable vs. Florida (Dec. 31) and at Alabama (Jan. 4) ... made her SEC debut at #10/8 Kentucky (Jan. 10)
- Solid play against #15/16 Arkansas (Jan. 21), hitting a 3 late in the second quarter to help Gamecocks keep the lead going into halftime and grabbing four of her five rebounds in the fourth quarter to help keep the Razorbacks at bay
- Saw her first extended minutes in SEC play at Vanderbilt (Jan. 14) where she poured in eight points off the bench, including a pair of 3s
- Was strong on the glass at #23/18 Iowa State (Dec. 6), grabbing six of her seven boards in the second quarter to help the Gamecocks out-rebound the Cyclones 17-6 in that period alone
- Made her Carolina debut against Charleston (Nov. 25), scoring seven points and pulling down eight rebounds

Awards

SEC First-Year Academic Honor Roll (2019-20)

High School

McDonald's All-America (2017)

USA Basketball

2017 FIBA U18 3x3 World Cup, gold medal

2015 FIBA U16 Americas Cup, bronze medal

Miscellaneous

	Season	Career	Record
20+ Points	0	1*	1-0
10+ Points	0	12*	9-3
5+ Assists	0	1*	1-0
Tm-High Points	0	3*	2-1
Tm-High Rebs.	0	3*	1-2
Tm-High Assts.	0	2*	2-0

* indicates includes games prior to transfer to South Carolina

Career Highs

Pts.....22 vs. Northwestern State, 12/29/18*
 FG.....7 vs. UTSA, 11/28/18*
 FGA.....15 vs. UTSA, 11/28/18*
 3FG.....4 at West Virginia, 1/6/19*
 3FGA.....7 vs. UTSA, 11/28/18*
 FT.....11 vs. Northwestern State, 12/29/18*
 FTA.....11 vs. Northwestern State, 12/29/18*
 Reb.....8, 2x, last vs. College of Charleston, 11/25/20*
 Stl.....3, 2x, last at Oklahoma State, 2/12/19*
 Asst.....7 vs. Northwestern State, 12/29/18*
 Min.....34, 2x, last vs. Kansas State, 2/17/19*

* indicates at least one time prior to transfer to South Carolina

GAME-BY-GAME

Opponent	Date	gs	min	Total		3-Pointers		Free throws		Rebounds				pf	a	t/o	blk	stl	pts	avg
				fg-fga	pct	3fg-fga	pct	ft-fta	pct	off	def	tot	avg							
COL. OF CHARLESTON	11/25/20	19	1-6	.167	0-3	.000	5-6	.833	0	8	8	8.0	2	0	2	0	1	7	7.0	
vs South Dakota	11/28/20	6	0-1	.000	0-1	.000	0-0	.000	0	0	0	4.0	1	0	0	0	0	0	3.5	
vs #21/20 Gonzaga	11/29/20	10	0-1	.000	0-1	.000	1-2	.500	0	1	1	3.0	1	1	0	0	0	1	2.7	
#8/6 NC STATE	12/03/20	6	0-0	.000	0-0	.000	0-0	.000	1	1	2	2.8	0	0	0	0	0	0	2.0	
at #23/18 Iowa State	12/06/20	16	2-5	.400	1-3	.333	0-0	.000	1	6	7	3.6	0	3	0	0	0	5	2.6	
TEMPLE	12/17/20	18	2-5	.400	0-1	.000	2-2	1.000	0	4	4	3.7	0	2	0	0	2	6	3.2	
at #10/8 Kentucky	01/10/21	1	0-0	.000	0-0	.000	0-0	.000	0	0	0	3.1	1	0	0	0	0	0	2.7	
at Vanderbilt	01/14/21	17	2-5	.400	2-3	.667	2-2	1.000	0	3	3	3.1	1	2	1	0	1	8	3.4	
#15/16 ARKANSAS	01/18/21	17	2-4	.500	2-3	.667	1-2	.500	1	4	5	3.3	1	1	0	0	0	7	3.8	
#22/23 GEORGIA	01/21/21	16	0-2	.000	0-0	.000	1-2	.500	1	4	5	3.5	0	1	1	0	1	1	3.5	
at LSU	01/24/21	7	0-1	.000	0-1	.000	0-0	.000	0	1	1	3.3	0	0	1	0	0	0	3.2	
Totals		0	133	9-30	.300	5-16	.313	12-16	.750	4	32	36	3.3	7	10	5	0	5	35	3.2

Games played: 11
 Minutes/game: 12.1
 Points/game: 3.2
 FG Pct: 30.0
 3FG Pct: 31.3
 FT Pct: 75.0

Rebounds/game: 3.3
 Assists/game: 0.9
 Turnovers/game: 0.5
 Assist/turnover ratio: 2.0
 Steals/game: 0.5

SEC Career Highs

Pts.....8 at Vanderbilt, 1/14/21
 FG.....2, 2x, last vs. Arkansas, 1/18/21
 FGA.....5 at Vanderbilt, 1/14/21
 3FG.....2, 2x, last vs. Arkansas, 1/18/21
 3FGA.....3, 2x, last vs. Arkansas, 1/18/21
 FT.....2 at Vanderbilt, 1/14/21
 FTA.....2, 3x, last vs. Georgia, 1/21/21
 Reb.....5, 2x, last vs. Georgia, 1/21/21
 Stl.....1, 2x, last vs. Georgia, 1/21/21
 Asst.....2 at Vanderbilt, 1/14/21
 Min.....17, 2x, last vs. Arkansas, 1/18/21



ENIYA RUSSELL

6-1 • Fr. • Guard • Baltimore, Md.

2

Career Stats at South Carolina

Season	gp-gs	min/avg	fg-fga	pct	3fg-fga	pct	ft-fta	pct	off	def	tot	avg	pf	fo	ast	to	blk	stl	pts	avg
2020-21	12-0	105/8.8	17-42	.405	3-12	.250	10-19	.526	1	13	14	1.2	14	0	7	8	1	5	47	3.9
TOTAL	12-0	105/8.8	17-42	.405	3-12	.250	10-19	.526	1	13	14	1.2	14	0	7	8	1	5	47	3.9

High School Notables

- Ranked No. 43 overall in Class of 2020 by ESPN
- First-Team All-Metro from *Washington Post* (2020) and *Baltimore Sun* (2019)
- Scored 14.9 points per game as a senior

Season Highlights

- Has played in 12 games this season
- Scored her first SEC points with a 3 late in the first half at #10/8 Kentucky (Jan. 10)
- Hit a groove in the second quarter against Temple (Dec. 17), scoring five of her 11 points in the period
- Found good offensive rhythm in midrange game at #23/18 Iowa State (Dec. 6) with seven of her eight points coming in just five minutes of play in the second quarter
- Cracked double figures in her Carolina debut, scoring 14 points and snagging four rebounds against Charleston (Nov. 25)

Awards

McDonald's All-America (2019-20)

Miscellaneous

	Season	Career	Record
10+ Points	2	2	2-0

Career Highs

Pts	14 vs. College of Charleston, 11/25/20
FG	4, 2x, last vs. Temple, 12/17/20
FGA	8, 2x, last at Vanderbilt, 1/14/21
3FG	1, 2x, last at Kentucky, 1/10/21
3FGA	3 at Iowa State, 12/6/20
FT	5 vs. College of Charleston, 11/25/20
FTA	8 vs. College of Charleston, 11/25/20
Reb	4 vs. College of Charleston, 11/25/20
Blk	1 at Iowa State, 12/6/20
Stl	2, 2x, last at Vanderbilt, 1/14/21
Asst	2 vs. College of Charleston, 11/25/20
Min	20 vs. College of Charleston, 11/25/20

SEC Career Highs

Pts	6 at Vanderbilt, 1/14/21
FG	3 at Vanderbilt, 1/14/21
FGA	8 at Vanderbilt, 1/14/21
3FG	1 at Kentucky, 1/10/21
3FGA	2 at Vanderbilt, 1/14/21
FT	1 vs. Arkansas, 1/18/21
FTA	2, 2x, last vs. Arkansas, 1/18/21
Reb	3 at Vanderbilt, 1/14/21
Stl	2 at Vanderbilt, 1/14/21
Asst	1, 3x, last at LSU, 1/24/21
Min	19 at Vanderbilt, 1/14/21

GAME-BY-GAME

Opponent	Date	gs	min	Total		3-Pointers		Free throws		Rebounds				pf	a	t/o	blk	stl	pts	avg
				fg-fga	pct	3fg-fga	pct	ft-fta	pct	off	def	tot	avg							
COL. OF CHARLESTON	11/25/20	20	4-7	.571	1-2	.500	5-8	.625	0	4	4	4.0	3	2	1	0	0	14	14.0	
vs South Dakota	11/28/20	12	1-3	.333	0-0	.000	0-0	.000	0	0	0	2.0	1	1	0	0	0	2	8.0	
#8/6 NC STATE	12/03/20	5	0-2	.000	0-0	.000	0-0	.000	0	0	0	1.3	0	0	1	0	0	0	5.3	
at #23/18 Iowa State	12/06/20	11	3-5	.600	1-3	.333	1-2	.500	0	1	1	1.3	2	0	3	1	0	8	6.0	
TEMPLE	12/17/20	14	4-8	.500	0-2	.000	3-5	.600	1	2	3	1.6	1	1	0	0	2	11	7.0	
FLORIDA	12/31/20	1	0-1	.000	0-1	.000	0-0	.000	0	1	1	1.5	0	0	0	0	0	0	5.8	
at Alabama	01/04/21	2	0-2	.000	0-0	.000	0-0	.000	0	0	0	1.3	1	0	0	0	0	0	5.0	
at #10/8 Kentucky	01/10/21	5	1-2	.500	1-1	1.000	0-0	.000	0	1	1	1.3	2	0	0	0	0	3	4.8	
at Vanderbilt	01/14/21	20	3-8	.375	0-2	.000	0-2	.000	0	3	3	1.4	1	1	1	0	2	6	4.9	
#15/16 ARKANSAS	01/18/21	4	1-1	1.000	0-0	.000	1-2	.500	0	1	1	1.4	1	1	1	0	0	3	4.7	
#22/23 GEORGIA	01/21/21	10	0-3	.000	0-1	.000	0-0	.000	0	0	0	1.3	2	0	1	0	0	0	4.3	
at LSU	01/24/21	1	0-0	.000	0-0	.000	0-0	.000	0	0	0	1.2	0	1	0	0	1	0	3.9	
Totals		0	105	17-42	.405	3-12	.250	10-19	.526	1	13	14	1.2	14	7	8	1	5	47	3.9

Games played: 12
 Minutes/game: 8.8
 Points/game: 3.9
 FG Pct: 40.5
 3FG Pct: 25.0
 FT Pct: 52.6

Rebounds/game: 1.2
 Assists/game: 0.6
 Turnovers/game: 0.7
 Assist/turnover ratio: 0.9
 Steals/game: 0.4
 Blocks/game: 0.1



VICTARIA SAXTON

6-2 • Jr. • Forward • Rome, Ga.

5

Career Stats at South Carolina

Season	gp-gs	min/avg	fg-fga	pct	3fg-fga	pct	ft-fa	pct	off	def	tot	avg	pf	fo	ast	to	blk	stl	pts	avg
2018-19	28-1	291/10.4	40-70	.571	0-0	.000	36-62	.581	51	32	83	3.0	41	0	5	19	35	14	116	4.1
2019-20	33-0	512/15.5	69-121	.570	0-0	.000	39-68	.574	52	76	128	3.9	60	0	10	28	43	29	177	5.4
2020-21	13-12	288/22.2	55-90	.611	0-0	.000	21-42	.500	36	46	82	6.3	28	0	5	18	24	14	131	10.1
TOTAL	74-13	1091/14.7	164-281	.584	0-0	.000	96-172	.558	139	154	293	4.0	129	0	20	65	102	57	424	5.7

Career Notables

- Steady contributor off the bench through her first two seasons
- Picked up first career double-double at Mizzou (1/16/20)
- Ranked No. 47 overall and No. 6 forward in the 2018 class
- Averaged 24.3 points and 14.9 rebounds as a senior, leading team to Georgia Class AA Final Four
- Finished high school career as Model's all-time leading scorer (2,622) and averaged a double-double throughout her career

Season Highlights

- Team captain for the second-straight season
- Ranks fourth in the SEC in blocks per game (1.8), eighth in offensive rebounds per game (2.8), 19th in rebounding (6.3)
- In conference play, ranks fourth in blocks per game (1.4), tied for fifth in offensive rebounds per game (3.0) and ranks 17th in rebounds per game (6.0)
- Continued to show her glass cleaning skills against #22/23 Georgia (Jan. 21), tying the game high with 11 rebounds, including six on the offensive end, which tied her career high
- Was an offensive powerhouse at Vanderbilt (Jan. 14), scoring 13 of her career-high 20 points in the first half and finished the game going 9-of-10 from the field
- Poured in 15 points at Alabama (Jan. 4) and snagged six offensive rebounds to tie her career high, including four in the third quarter to help hold off a Crimson Tide comeback attempt
- Just missed out on a double-double against Florida (Dec. 31), tying her career high with 12 rebounds ... posted three or more blocks for third straight game
- Took over in the fourth quarter against Temple (Dec. 17), scoring 11 of her 16 points in the period to help close out the win
- Continued to play a vital role in the post, with nine points and nine rebounds to go along with three blocks at #23/18 Iowa State
- Made her presence felt with a nine-point, six-rebound performance against #21/20 Gonzaga (Nov. 29)
- Tied her scoring career high in the season opener against Charleston (Nov. 25) scoring 19 points and pulled down a career-best 12 rebounds in the contest

Awards

2019 SEC All-Freshman Team
2x SEC Academic Honor Roll (2018-19, 2019-20)

Miscellaneous

	Season	Career	Record
Double-Doubles	1	2	2-0
20+ Points	1	1	1-0
10+ Points	5	13	13-0
10+ Rebound	3	4	4-0
5+ Blocks	1	2	2-0
Tm-High Points	2	3	3-0
Tm-High Rebs.	2	5	5-0

Career Highs

Pts	20 at Vanderbilt, 1/14/21
FG	9 at Vanderbilt, 1/14/21
FGA	11 at Alabama, 1/4/21
FT	8 vs. Georgia, 2/14/19
FTA	8, 4x, last vs. College of Charleston, 11/25/20
Reb	12, 2x, last vs. Florida, 12/31/20
Off Reb	6, 4x, last vs. Georgia, 1/21/21
Blk	5, 2x, last vs. College of Charleston, 11/25/20
Stl	3, 3x, last vs. Florida, 12/31/20
Asst	2, 4x, last vs. College of Charleston, 11/25/20
Min	31 at Iowa State, 12/6/20

SEC Career Highs

Pts	20 at Vanderbilt, 1/14/21
FG	9 at Vanderbilt, 1/14/21
FGA	11 at Alabama, 1/4/21
FT	8 vs. Georgia, 2/14/19
FTA	8, 3x, last vs. Vanderbilt, 2/17/20
Reb	12 vs. Florida, 12/31/20
Off Reb	6, 3x, last vs. Georgia, 1/21/21
Blk	4 vs. Auburn, 2/13/20
Stl	3, 2x, last vs. Florida, 12/31/20
Asst	2 at Ole Miss, 1/30/20
Min	30 vs. Florida, 12/31/20

GAME-BY-GAME

Opponent	Date	gs	min	Total		3-Pointers		Free throws		Rebounds				pf	a	t/o	blk	stl	pts	avg
				fg-fga	pct	3fg-fga	pct	ft-fa	pct	off	def	tot	avg							
COL. OF CHARLESTON	11/25/20	*	18	7-9	.778	0-0	.000	5-8	.625	6	6	12	12.0	1	2	0	5	2	19	19.0
vs South Dakota	11/28/20	*	15	2-5	.400	0-0	.000	0-0	.000	2	1	3	7.5	2	0	1	2	1	4	11.5
vs #21/20 Gonzaga	11/29/20	*	22	3-4	.750	0-0	.000	3-4	.750	1	5	6	7.0	2	1	3	0	2	9	10.7
#8/6 NC STATE	12/03/20	*	15	0-1	.000	0-0	.000	0-0	.000	0	3	3	6.0	4	0	1	0	0	0	8.0
at #23/18 Iowa State	12/06/20	*	32	4-9	.444	0-0	.000	1-2	.500	3	6	9	6.6	4	1	4	3	0	9	8.2
TEMPLE	12/17/20	*	22	7-9	.778	0-0	.000	2-3	.667	3	4	7	6.7	2	0	1	4	0	16	9.5
FLORIDA	12/31/20	*	30	4-9	.444	0-0	.000	1-2	.500	5	7	12	7.4	1	0	4	3	3	9	9.4
at Alabama	01/04/21	*	26	6-11	.545	0-0	.000	3-7	.429	6	0	6	7.3	2	0	0	1	1	15	10.1
at #10/8 Kentucky	01/10/21	*	27	3-5	.600	0-0	.000	1-4	.250	1	1	2	6.7	2	0	0	1	2	7	9.8
at Vanderbilt	01/14/21	*	21	9-10	.900	0-0	.000	2-5	.400	1	1	2	6.2	0	1	0	1	1	20	10.8
#15/16 ARKANSAS	01/18/21	*	18	5-8	.625	0-0	.000	0-1	.000	0	4	4	6.0	2	0	1	1	0	10	10.7
#22/23 GEORGIA	01/21/21	*	17	3-5	.600	0-0	.000	3-4	.750	6	5	11	6.4	3	0	2	2	1	9	10.6
at LSU	01/24/21	*	25	2-5	.400	0-0	.000	0-2	.000	2	3	5	6.3	3	0	1	1	1	4	10.1
Totals			12	288	55-90	.611	0-0	21-42	.500	36	46	82	6.3	28	5	18	24	14	131	10.1

Games played: 13
Minutes/game: 22.2
Points/game: 10.1
FG Pct: 61.1
FT Pct: 50.0

Rebounds/game: 6.3
Assists/game: 0.4
Turnovers/game: 1.4
Assist/turnover ratio: 0.3
Steals/game: 1.1
Blocks/game: 1.8



OLIVIA THOMPSON

5-8 • So. • Guard • Lexington, S.C.



Career Stats at South Carolina

Season	gp-gs	min/avg	fg-fga	pct	3fg-fga	pct	ft-fa	pct	off	def	tot	avg	pf	fo	ast	to	blk	stl	pts	avg
2019-20	22-0	111/5.0	13-41	.317	11-36	.306	0-0	.000	1	3	4	0.2	5	0	5	4	1	1	37	1.7
2020-21	10-0	37/3.7	5-14	.357	3-10	.300	0-0	.000	2	3	5	0.5	2	0	1	2	0	1	13	1.3
TOTAL	32-0	148/4.6	18-55	.327	14-46	.304	0-0	.000	3	6	9	0.3	7	0	6	6	1	2	50	1.6

Career Notables

- Began career as a walk-on and earned a scholarship prior to the 2020-21 season
- Great energy, great teammate
- Hit at least one 3-pointer in eight of her 22 games played as a freshman
- SCBCA Class 5A Player of the Year (2019)

Season Highlights

- Has played in 10 games this season, including five SEC appearances
- Scored five points in the season opener against Charleston (Nov. 25), including one bucket from beyond the arc

Awards

SEC First-Year Academic Honor Roll (2019-20)

Miscellaneous

	Season	Career	Record
10+ Points	0	1	1-0

Career Highs

Pts	10 vs. Alabama State, 11/5/19
FG	4 vs. Alabama State, 11/5/19
FGA	7 vs. Alabama State, 11/5/19
3FG	2, 3x, last at Florida, 2/27/20
3FGA	6 at Ole Miss, 1/30/20
FT	
FTA	
Reb	2 vs. Florida, 12/31/20
Blk	1 at Clemson, 11/24/19
Stl	1, 2x, last at Alabama, 1/4/21
Asst	2 vs. USC Upstate, 11/21/19
Min	14 at Ole Miss, 1/30/20

SEC Career Highs

Pts	6, 2x, last at Florida, 2/27/20
FG	2, 2x last at Florida, 2/27/20
FGA	6, 2x, last vs. Vanderbilt, 2/17/20
3FG	2, 2x, last at Florida, 2/27/20
3FGA	6 at Ole Miss, 1/30/20
FT	
FTA	
Reb	2 vs. Florida, 12/31/20
Blk	
Stl	1 at Alabama, 1/4/21
Asst	1, 3x, last vs Georgia, 1/21/21
Min	14 at Ole Miss, 1/30/20

GAME-BY-GAME

Opponent	Date	gs	min	Total		3-Pointers		Free throws		Rebounds				pf	a	t/o	blk	stl	pts	avg
				fg-fga	pct	3fg-fga	pct	ft-fa	pct	off	def	tot	avg							
COL. OF CHARLESTON	11/25/20	8		2-4	.500	1-2	.500	0-0	.000	0	0	0	0.0	0	0	1	0	0	5	5.0
vs South Dakota	11/28/20	6		1-1	1.000	1-1	1.000	0-0	.000	0	0	0	0.0	1	0	0	0	0	3	4.0
#8/6 NC STATE	12/03/20	0		0-0	.000	0-0	.000	0-0	.000	0	0	0	0.0	0	0	0	0	0	0	2.7
at #23/18 Iowa State	12/06/20	4		0-1	.000	0-1	.000	0-0	.000	1	0	1	0.3	0	0	1	0	0	0	2.0
TEMPLE	12/17/20	5		1-4	.250	0-3	.000	0-0	.000	1	0	1	0.4	0	0	0	0	0	2	2.0
FLORIDA	12/31/20	5		0-1	.000	0-0	.000	0-0	.000	0	2	2	0.7	0	0	0	0	0	0	1.7
at Alabama	01/04/21	1		0-0	.000	0-0	.000	0-0	.000	0	0	0	0.6	0	0	0	0	1	0	1.4
at #10/8 Kentucky	01/10/21	0		0-0	.000	0-0	.000	0-0	.000	0	0	0	0.5	0	0	0	0	0	0	1.3
at Vanderbilt	01/14/21	5		1-3	.333	1-3	.333	0-0	.000	0	1	1	0.6	1	0	0	0	0	3	1.4
#22/23 GEORGIA	01/21/21	3		0-0	.000	0-0	.000	0-0	.000	0	0	0	0.5	0	1	0	0	0	0	1.3
Totals		0	37	5-14	.357	3-10	.300	0-0	.000	2	3	5	0.5	2	1	2	0	1	13	1.3

Games played: 10
 Minutes/game: 3.7
 Points/game: 1.3
 FG Pct: 35.7
 3FG Pct: 30.0

Rebounds/game: 0.5
 Assists/game: 0.1
 Turnovers/game: 0.2
 Assist/turnover ratio: 0.5
 Steals/game: 0.1



ELYSA WESOLEK

6-1 • Jr. • Forward • Charleston, S.C.

32

Career Stats at South Carolina

Season	gp-gs	min/avg	fg-fga	pct	3fg-fga	pct	ft-fta	pct	off	def	tot	avg	pf	fo	ast	to	blk	stl	pts	avg
2018-19	12-0	52/4.3	7-20	.350	3-10	.300	6-7	.857	8	2	10	0.8	14	0	2	4	1	1	23	1.9
2019-20	20-0	99/5.0	11-29	.379	4-13	.308	2-2	1.000	4	12	16	0.8	11	0	4	9	1	3	28	1.4
2020-21	8-0	55/6.9	3-8	.375	0-3	.000	0-2	.000	5	8	13	1.6	6	0	0	0	3	1	6	0.8
TOTAL	40-0	206/5.2	21-57	.368	7-26	.269	8-11	.727	17	22	39	1.0	31	0	6	13	5	5	57	1.4

Career Notables

- Hard worker who does what the team needs and keeps a good attitude
- Four-year starter at Northwood Academy including three seasons winning South Carolina Independent School Association (SCISA) 3A state championship (2015, 2016, 2017)
- Amassed over 1,000 points in her high school career, including averaging 18.5 points as a senior

Season Highlights

- Impressed coaches in preseason with offseason work and improvement
- Has played in eight games this season, including four SEC outings
- Scored her first SEC points of the season with four at Vanderbilt (Jan. 14)
- Played a career-high 16 minutes in the season opener against Charleston (Nov. 25), notching new career bests in rebounds (4) and blocks (2)

Awards

2x SEC Academic Honor Roll (2018-19, 2019-20)

Miscellaneous

	Season	Career	Record
10+ Points	0	1	1-0

Career Highs

Pts.....10 vs. ETSU, 11/22/18
 FG.....3, 2x, last vs. Alabama State, 11/5/19
 FGA.....5 at Alabama State, 11/11/18
 3FG.....2 vs. ETSU, 11/22/18
 3FGA.....3 at Alabama State, 11/11/18
 FT.....3 at Alabama State, 11/11/18
 FTA.....3 at Alabama State, 11/11/18
 Reb.....4 vs. College of Charleston, 11/25/20
 Blk.....2 vs. College of Charleston, 11/25/20
 Stl.....2 vs. USC Upstate, 11/21/19
 Asst.....1, 6x, last at Missouri, 1/16/20
 Min.....16 vs. College of Charleston, 11/25/20

SEC Career Highs

Pts.....5, 2x, last vs. Vanderbilt, 2/17/20
 FG.....2, 2x, last at Vanderbilt, 1/14/21
 FGA.....3, 4x, last at Vanderbilt, 1/14/21
 3FG.....1 at Ole Miss, 1/30/20
 3FGA.....2 at Ole Miss, 1/30/20
 FT.....2 at Ole Miss, 1/30/20
 FTA.....2 at Ole Miss, 1/30/20
 Reb.....2, 3x, last vs. Georgia, 1/21/21
 Blk.....1, 2x, last at Ole Miss, 1/30/20
 Stl.....
 Asst.....1 at Missouri, 1/16/20
 Min.....13 at Vanderbilt, 1/14/21

GAME-BY-GAME

Opponent	Date	gs	min	Total		3-Pointers		Free throws		Rebounds				pf	a	t/o	blk	stl	pts	avg
				fg-fga	pct	3fg-fga	pct	ft-fta	pct	off	def	tot	avg							
COL. OF CHARLESTON	11/25/20	16	1-1	1.000	0-0	.000	0-0	.000	2	2	4	4.0	3	0	0	2	0	2	2	2.0
vs South Dakota	11/28/20	1	0-0	.000	0-0	.000	0-0	.000	0	1	1	2.5	1	0	0	0	0	0	1.0	1.0
at #23/18 Iowa State	12/06/20	4	0-1	.000	0-1	.000	0-0	.000	2	0	2	2.3	1	0	0	1	0	0	0.7	0.7
TEMPLE	12/17/20	11	0-1	.000	0-0	.000	0-2	.000	0	3	3	2.5	1	0	0	0	0	1	0	0.5
FLORIDA	12/31/20	2	0-1	.000	0-1	.000	0-0	.000	0	0	0	2.0	0	0	0	0	0	0	0.4	0.4
at Alabama	01/04/21	1	0-0	.000	0-0	.000	0-0	.000	0	0	0	1.7	0	0	0	0	0	0	0.3	0.3
at Vanderbilt	01/14/21	13	2-3	.667	0-0	.000	0-0	.000	1	0	1	1.6	0	0	0	0	0	4	0.9	0.9
#22/23 GEORGIA	01/21/21	7	0-1	.000	0-1	.000	0-0	.000	0	2	2	1.6	0	0	0	0	0	0	0.8	0.8
Totals		0	55	3-8	.375	0-3	.000	0-2	.000	5	8	13	1.6	6	0	0	3	1	6	0.8

Games played: 8
 Minutes/game: 6.9
 Points/game: 0.8
 FG Pct: 37.5
 3FG Pct: 0.0
 FT Pct: 0.0

Rebounds/game: 1.6
 Steals/game: 0.1
 Blocks/game: 0.4

Official Basketball Box Score -- Game Totals -- Final Statistics
Col. of Charleston vs #1/1 South Carolina
11/25/20 12:00 pm at Columbia, SC

Col. of Charleston 38 • 0-1,0-0 CAA

Table with columns: Player, FG-FGA, 3-Ptr, FT-FTA, Rebounds, PF, TP, A TO Blk Stl, Min. Includes player stats for Arynn Eady, Madison Taylor, Taylor Williams, Tyler Gray, Tyler Collins, Shai Blanding, Amira Williams, Chelsea Wooten, Nia Covington, Anika McGarity, Lexi Maddox, Zoe McCrary, and Team totals.

Summary statistics table for Col. of Charleston game, including 1st-4th quarter percentages and game totals.

#1/1 South Carolina 119 • 1-0,0-0 SEC

Table with columns: Player, FG-FGA, 3-Ptr, FT-FTA, Rebounds, PF, TP, A TO Blk Stl, Min. Includes player stats for Aliyah Boston, Victoria Saxton, Zia Cooke, Destanni Henderson, Brea Beal, Olivia Thompson, Eniya Russell, Destiny Littleton, Laeticia Amihere, Lele Grissett, Elysa Wesolek, and Team totals.

Summary statistics table for #1/1 South Carolina game, including 1st-4th quarter percentages and game totals.

Officials: Saif Esho, Luis Gonzalez, Dawn Marsh
Technical fouls: Col. of Charleston-None. #1/1 South Carolina-None.

Attendance: 3500
2020-21 Women's Basketball. Round: 0. Col. of Charleston vs South Carolina. Pl

Score by periods table for Col. of Charleston vs #1/1 South Carolina.

Points in game table for Col. of Charleston vs #1/1 South Carolina.

Last FG - CC 4th-00:09, SC 4th-00:45.
Largest lead - CC None, SC by 83 4th-00:45.
CC led for 00:00. SC led for 39:55. Game was tied for 00:05.

Score tied - 0 times.
Lead changed - 0 times.

Official Basketball Box Score -- Game Totals -- Final Statistics
South Dakota vs #1/1 South Carolina
11/28/20 2:00 pm at Sioux Falls, SD

South Dakota 71 • 0-1,0-0 Summit L

Table with columns: Player, FG-FGA, 3-Ptr, FT-FTA, Rebounds, PF, TP, A TO Blk Stl, Min. Includes player stats for Jeniah Ugofsky, Hannah Sjerven, Liv Korngable, Chloe Lamb, Maddie Krull, Claudia Kunzer, Macy Guebert, Morgan Hansen, Regan Sankey, Kyah Watson, Allison Peplowski, Alexi Hempte, and Team totals.

Summary statistics table for South Dakota game, including 1st-4th quarter percentages and game totals.

#1/1 South Carolina 81 • 2-0,0-0 SEC

Table with columns: Player, FG-FGA, 3-Ptr, FT-FTA, Rebounds, PF, TP, A TO Blk Stl, Min. Includes player stats for Aliyah Boston, Victoria Saxton, Zia Cooke, Destanni Henderson, Brea Beal, Olivia Thompson, Eniya Russell, Destiny Littleton, Laeticia Amihere, Lele Grissett, Elysa Wesolek, and Team totals.

Summary statistics table for #1/1 South Carolina game, including 1st-4th quarter percentages and game totals.

Officials: Marla Ann Gearhart, Marcus Clayton, Marty Cook
Technical fouls: South Dakota-None. #1/1 South Carolina-None.

Attendance: 3500
2020-21 Women's Basketball. Round: 0. South Carolina vs South Dakota. Played a

Score by periods table for #1/1 South Carolina vs South Dakota.

Points in game table for #1/1 South Carolina vs South Dakota.

Last FG - SD 4th-00:42, SC 4th-02:50.
Largest lead - SD by 5 2nd-07:10, SC by 21 4th-08:18.
SD led for 05:51. SC led for 31:39. Game was tied for 02:30.

Score tied - 5 times.
Lead changed - 4 times.

Official Basketball Box Score -- Game Totals -- Final Statistics
#1/1 South Carolina vs #21/20 Gonzaga
11/29/20 2:00 pm at Sioux Falls, SD

#1/1 South Carolina 79 • 3-0,0-0 SEC

Table with columns: Player, FG-FGA, 3-Ptr, FT-FTA, Rebounds, PF, TP, A TO Blk Stl, Min. Includes player stats for Aliyah Boston, Victoria Saxton, Zia Cooke, Destanni Henderson, Brea Beal, Destiny Littleton, Laeticia Amihere, Lele Grissett, and Team totals.

Summary statistics table for #1/1 South Carolina game, including 1st-4th quarter percentages and game totals.

#21/20 Gonzaga 72 • 0-1,0-0 WCC

Table with columns: Player, FG-FGA, 3-Ptr, FT-FTA, Rebounds, PF, TP, A TO Blk Stl, Min. Includes player stats for Jenn Wirth, LeeAnne Wirth, Kayleigh Truong, Cierra Walker, Jill Townsend, Anamaria Virjoghe, Lily Scanlon, Louise Forsyth, Kaylynn Truong, Yvonne Ejim, McKayla Williams, Melody Kempton, and Team totals.

Summary statistics table for #21/20 Gonzaga game, including 1st-4th quarter percentages and game totals.

Officials: Robert Miles, Marla Ann Gearhart, Marcus Clayton
Technical fouls: #1/1 South Carolina-None. #21/20 Gonzaga-None.

Attendance: 3500
2020-21 Women's Basketball. Round: 0. Gonzaga vs South Carolina. Played at San

Score by periods table for #1/1 South Carolina vs #21/20 Gonzaga.

Points in game table for #1/1 South Carolina vs #21/20 Gonzaga.

Last FG - SC 4th-01:33, Gonz 4th-00:54.
Largest lead - SC by 8 4th-01:33, Gonz by 2 1st-09:17.
SC led for 34:04. Gonz led for 02:48. Game was tied for 03:08.

Score tied - 7 times.
Lead changed - 5 times.

Official Basketball Box Score -- Game Totals -- Final Statistics
#8/6 NC State vs #1/1 South Carolina
12/03/20 7:00 pm at Columbia, SC

#8/6 NC State 54 • 3-0,0-0 ACC

Table with columns: Player, FG-FGA, 3-Ptr, FT-FTA, Rebounds, PF, TP, A TO Blk Stl, Min. Includes player stats for Kayla Jones, Elissa Cunane, Raina Perez, Kai Crutchfield, Jakkia Brown-Turner, Rebecca Demeke, Elle Sutphin, Camille Hobby, and Team totals.

Summary statistics table for #8/6 NC State game, including 1st-4th quarter percentages and game totals.

#1/1 South Carolina 46 • 3-1,0-0 SEC

Table with columns: Player, FG-FGA, 3-Ptr, FT-FTA, Rebounds, PF, TP, A TO Blk Stl, Min. Includes player stats for Aliyah Boston, Victoria Saxton, Zia Cooke, Destanni Henderson, Brea Beal, Olivia Thompson, Eniya Russell, Destiny Littleton, Laeticia Amihere, Lele Grissett, and Team totals.

Summary statistics table for #1/1 South Carolina game, including 1st-4th quarter percentages and game totals.

Officials: Angelica Suffren, Karen Preato, Dee Kanter
Technical fouls: #8/6 NC State-None. #1/1 South Carolina-None.

Attendance: 3500
2020-21 Women's Basketball. Round: 0. NC State vs South Carolina. Played at Co

Score by periods table for #8/6 NC State vs #1/1 South Carolina.

Points in game table for #8/6 NC State vs #1/1 South Carolina.

Last FG - NCSU 4th-00:27, SC 4th-00:50.
Largest lead - NCSU by 8 4th-00:06, SC by 6 2nd-09:37.
NCSU led for 20:08. SC led for 13:51. Game was tied for 06:01.

Score tied - 5 times.
Lead changed - 18 times.

Official Basketball Box Score -- Game Totals -- Final Statistics
#1/1 South Carolina vs #23/18 Iowa State
12/06/20 11:00 am at Ames, IA

#1/1 South Carolina 83 • 4-1,0-0 SEC

Table with columns: # Player, FG-FGA, 3-Ptr, FT-FTA, Rebounds (Off, Def, Tot), PF, TP, A TO Blk Stl, Min. Rows include players like Aliyah Boston, Victoria Saxton, Zia Cooke, etc.

Summary statistics table with columns: 1st-FG %, 2nd-FG %, 3rd-FG %, 4th-FG %, Game, Deadball Rebounds. Values: 1st-FG %: 10-18 55.6%, 2nd-FG %: 8-19 42.1%, etc.

#23/18 Iowa State 65 • 2-2,1-0 Big 12

Table with columns: # Player, FG-FGA, 3-Ptr, FT-FTA, Rebounds (Off, Def, Tot), PF, TP, A TO Blk Stl, Min. Rows include players like Kristin Scott, Kylie Feuerbach, Emily Ryan, etc.

Summary statistics table with columns: 1st-FG %, 2nd-FG %, 3rd-FG %, 4th-FG %, Game, Deadball Rebounds. Values: 1st-FG %: 6-16 37.5%, 2nd-FG %: 5-17 29.4%, etc.

Officials: Nykesha Thompson, Roy Gulbeyan, Dee Kantner
Technical fouls: #1/1 South Carolina-None. #23/18 Iowa State-None.
Attendance: 864
2020-21 Women's Basketball. Round: 0. Iowa St. vs South Carolina. Played at Ja

Score by periods table with columns: #1/1 South Carolina, #23/18 Iowa State, 1st, 2nd, 3rd, 4th, Total. Values: 27, 17, 30, 9, 83.

Last FG - SC 4th-07:05, IowaSt 4th-01:38.
Largest lead - SC by 25 4th-07:05, IowaSt None.
SC led for 39:46, IowaSt led for 00:00. Game was tied for 00:14.

Official Basketball Box Score -- Game Totals -- Final Statistics
Temple vs #5/4 South Carolina
12/17/20 7:00 pm at Columbia, SC

Temple 41 • 0-3,0-0 AAC

Table with columns: # Player, FG-FGA, 3-Ptr, FT-FTA, Rebounds (Off, Def, Tot), PF, TP, A TO Blk Stl, Min. Rows include players like Alex Williamson, Mia Davis, Jasha Clinton, etc.

Summary statistics table with columns: 1st-FG %, 2nd-FG %, 3rd-FG %, 4th-FG %, Game, Deadball Rebounds. Values: 1st-FG %: 5-12 41.7%, 2nd-FG %: 4-16 25.0%, etc.

#5/4 South Carolina 103 • 5-1,0-0 SEC

Table with columns: # Player, FG-FGA, 3-Ptr, FT-FTA, Rebounds (Off, Def, Tot), PF, TP, A TO Blk Stl, Min. Rows include players like Aliyah Boston, Laeticia Amihere, Zia Cooke, etc.

Summary statistics table with columns: 1st-FG %, 2nd-FG %, 3rd-FG %, 4th-FG %, Game, Deadball Rebounds. Values: 1st-FG %: 8-15 53.3%, 2nd-FG %: 7-16 43.8%, etc.

Officials: Karleena Tobin, Katie Lukanich, Pualani Spurlock
Technical fouls: Temple-None. #5/4 South Carolina-None.
Attendance: 3500
2020-21 Women's Basketball. Round: 0. South Carolina vs Temple. Played at Colo

Score by periods table with columns: #5/4 South Carolina, Temple, 1st, 2nd, 3rd, 4th, Total. Values: 21, 23, 32, 27, 103.

Last FG - Temple 4th-06:44, SC 4th-00:00.
Largest lead - Temple by 3 1st-08:23, SC by 62 4th-00:00.
Temple led for 02:01, SC led for 35:59. Game was tied for 02:00.

Official Basketball Box Score -- Game Totals -- Final Statistics
Florida vs #5/4 South Carolina
12/31/20 4:00 pm at Columbia, SC

Florida 59 • 7-2,0-1 SEC

Table with columns: # Player, FG-FGA, 3-Ptr, FT-FTA, Rebounds (Off, Def, Tot), PF, TP, A TO Blk Stl, Min. Rows include players like Faith Dut, Kiara Smith, Lavender Briggs, etc.

Summary statistics table with columns: 1st-FG %, 2nd-FG %, 3rd-FG %, 4th-FG %, Game, Deadball Rebounds. Values: 1st-FG %: 3-19 15.8%, 2nd-FG %: 5-13 38.5%, etc.

#5/4 South Carolina 75 • 6-1,1-0 SEC

Table with columns: # Player, FG-FGA, 3-Ptr, FT-FTA, Rebounds (Off, Def, Tot), PF, TP, A TO Blk Stl, Min. Rows include players like Aliyah Boston, Victoria Saxton, Zia Cooke, etc.

Summary statistics table with columns: 1st-FG %, 2nd-FG %, 3rd-FG %, 4th-FG %, Game, Deadball Rebounds. Values: 1st-FG %: 6-21 28.6%, 2nd-FG %: 11-20 55.0%, etc.

Officials: Dawn Marsh, Natasha Camy, Pualani Spurlock-Welsh
Technical fouls: Florida-None. #5/4 South Carolina-None.
Attendance: 3500
2020-21 Women's Basketball. Round: 0. Florida vs South Carolina. Played at Col

Score by periods table with columns: Florida, #5/4 South Carolina, 1st, 2nd, 3rd, 4th, Total. Values: 6, 12, 29, 12, 59.

Last FG - UF 4th-00:09, SC 4th-01:18.
Largest lead - UF None, SC by 22 3rd-08:51.
UF led for 00:00, SC led for 39:27. Game was tied for 00:23.

Official Basketball Box Score -- Game Totals -- Final Statistics
#5/4 South Carolina vs Alabama
01/04/21 6:00 pm at Tuscaloosa, AL

#5/4 South Carolina 77 • 7-1,2-0 SEC

Table with columns: # Player, FG-FGA, 3-Ptr, FT-FTA, Rebounds (Off, Def, Tot), PF, TP, A TO Blk Stl, Min. Rows include players like Ariyah Copeland, Jasmine Walker, Megan Abrams, etc.

Summary statistics table with columns: 1st-FG %, 2nd-FG %, 3rd-FG %, 4th-FG %, Game, Deadball Rebounds. Values: 1st-FG %: 9-21 42.9%, 2nd-FG %: 6-11 54.5%, etc.

Alabama 60 • 8-1,1-1 SEC

Table with columns: # Player, FG-FGA, 3-Ptr, FT-FTA, Rebounds (Off, Def, Tot), PF, TP, A TO Blk Stl, Min. Rows include players like Ariyah Copeland, Jasmine Walker, Megan Abrams, etc.

Summary statistics table with columns: 1st-FG %, 2nd-FG %, 3rd-FG %, 4th-FG %, Game, Deadball Rebounds. Values: 1st-FG %: 7-17 41.2%, 2nd-FG %: 3-15 20.0%, etc.

Officials: Cameron Inouye, Angelica Suffren, Dee Kantner
Technical fouls: #5/4 South Carolina-None. Alabama-None.
Attendance: 637
2020-21 Women's Basketball. Round: 0. Alabama vs South Carolina. Played at Col

Score by periods table with columns: #5/4 South Carolina, Alabama, 1st, 2nd, 3rd, 4th, Total. Values: 20, 17, 22, 18, 77.

Last FG - SC 4th-00:55, Bama 4th-03:44.
Largest lead - SC by 18 4th-00:55, Bama None.
SC led for 38:12, Bama led for 00:00. Game was tied for 01:48.

Official Basketball Box Score -- Game Totals -- Final Statistics
#5/4 South Carolina vs #10/8 Kentucky
01/10/21 5:00 pm at Lexington, KY

#5/4 South Carolina 75 • 8-1,3-0 SEC

#	Player	Total			3-Ptr			Rebounds			PF	TP	A	TO	Blk	Stl	Min
		FG	FGA	FT	FTA	Off	Def	Tot									
04	Alyyah Boston	f	8-14	1-1	3-4	5	7	12	3	20	1	2	7	3	25		
05	Victoria Saxton	f	3-5	0-0	1-4	1	1	2	2	7	0	0	1	2	27		
01	Zia Cooke	g	2-12	0-1	3-6	0	3	3	0	7	1	2	0	0	36		
03	Destanni Henderson	g	8-17	0-0	6-7	2	6	8	0	22	3	6	0	0	38		
12	Brea Beal	g	1-2	0-0	0-0	2	4	6	3	2	0	2	0	0	25		
00	Olivia Thompson	g	0-0	0-0	0-0	0	0	0	0	0	0	0	0	0	0+		
02	Eniya Russell	g	1-2	1-1	0-0	0	1	1	2	3	0	0	0	0	5		
11	Destiny Littleton	g	0-0	0-0	0-0	0	0	0	1	0	0	0	0	0	1		
15	Leticia Amihere	g	5-9	0-1	0-0	2	2	4	0	10	1	3	0	1	24		
24	LeLe Grissett	g	2-3	0-0	0-0	2	1	3	2	4	0	3	2	0	19		
	Team					3	4	7									
	Totals		30-64	2-4	13-21	17	29	46	13	75	6	18	10	6	200		

1st - FG %:	7-15	46.7%	2nd:	7-17	41.2%	3rd:	10-20	50.0%	4th:	6-12	50.0%	Game:	30-64	46.9%	Deadball Rebounds:	5,1
3FG %:	0-1	0.0%		1-2	50.0%		1-1	100.0%		0-0	0.0%		2-4	50.0%		
FT %:	1-1	100.0%		2-4	50.0%		4-6	66.7%		6-10	60.0%		13-21	61.9%		

#10/8 Kentucky 70 • 9-3,2-2 SEC

#	Player	Total			3-Ptr			Rebounds			PF	TP	A	TO	Blk	Stl	Min
		FG	FGA	FT	FTA	Off	Def	Tot									
03	Ke'Ke McKinney	f	0-6	0-3	0-0	2	2	4	3	0	1	1	2	0	30		
00	Olivia Owens	c	1-5	0-1	0-0	1	1	2	3	2	0	4	1	1	18		
05	Blair Green	g	1-3	1-2	0-0	0	1	1	1	3	1	0	0	0	15		
10	Rhyné Howard	g	13-25	0-5	6-6	3	4	7	2	32	3	1	1	2	37		
15	Chasity Patterson	g	5-10	2-4	0-0	1	1	2	3	12	4	0	1	2	29		
01	Robyn Benton	g	1-9	0-4	3-4	1	1	2	3	5	1	3	1	5	23		
13	Jazmine Massengill	g	2-3	0-0	0-0	0	1	1	2	4	0	1	1	2	20		
14	Tatyana Wyatt	g	0-0	0-0	0-0	0	0	0	1	0	0	0	0	0	2		
21	Nyah Leveretter	g	0-0	0-0	0-0	0	1	1	0	0	0	0	0	0	5		
44	Dre'Una Edwards	g	5-13	0-1	2-2	4	3	7	2	12	0	3	0	0	21		
	Team					3	1	4									
	Totals		28-74	3-20	11-12	15	16	31	20	70	10	13	7	12	200		

1st - FG %:	9-20	45.0%	2nd:	8-18	44.4%	3rd:	6-14	42.9%	4th:	5-22	22.7%	Game:	28-74	37.8%	Deadball Rebounds:	2,3
3FG %:	0-3	0.0%		1-4	25.0%		0-4	0.0%		2-9	22.2%		3-20	15.0%		
FT %:	1-1	100.0%		5-6	83.3%		3-3	100.0%		2-2	100.0%		11-12	91.7%		

Officials: Billy Smith,Pualani Spurlock-Welsh,Gina Cross
 Technical fouls: #5/4 South Carolina-None. #10/8 Kentucky-None.
 Attendance: 1200
 2020-21 Women's Basketball. Round: 0. Kentucky vs South Carolina. Played at Me

Score by periods	1st	2nd	3rd	4th	Total
#5/4 South Carolina	15	17	25	18	75
#10/8 Kentucky	19	22	15	14	70

Points	In	Off	2nd	Fast	Bench
SC	Paint	T/O	Chance	Break	
UK	56	11	23	12	17
	34	22	10	8	21

Last FG - SC 4th-01:11, UK 4th-02:31.
 Largest lead - SC by 9 4th-04:29, UK by 9 2nd-00:02.
 SC led for 12:43. UK led for 25:13. Game was tied for 02:04.
 Score tied - 1 time.
 Lead changed - 8 times.

Official Basketball Box Score -- Game Totals -- Final Statistics
#5/4 South Carolina vs Vanderbilt
01/14/21 7:00 pm at Nashville, TN

#5/4 South Carolina 106 • 9-1,4-0 SEC

#	Player	Total			3-Ptr			Rebounds			PF	TP	A	TO	Blk	Stl	Min
		FG	FGA	FT	FTA	Off	Def	Tot									
04	Alyyah Boston	f	4-8	0-1	1-1	4	6	10	0	9	2	2	4	2	19		
05	Victoria Saxton	f	9-10	0-0	2-5	1	1	2	0	20	1	0	1	1	21		
01	Zia Cooke	g	3-7	0-1	3-4	0	2	2	1	9	2	2	0	1	23		
03	Destanni Henderson	g	4-8	1-3	3-3	0	7	7	1	12	9	1	0	0	26		
12	Brea Beal	g	7-9	3-4	0-2	1	2	3	0	17	1	0	0	0	20		
00	Olivia Thompson	g	1-3	1-3	0-0	0	1	1	1	3	0	0	0	0	5		
02	Eniya Russell	g	3-8	0-2	0-2	0	3	3	1	6	1	1	0	2	20		
11	Destiny Littleton	g	2-5	2-3	2-2	0	3	3	1	8	2	1	0	1	17		
15	Leticia Amihere	g	4-7	0-0	3-5	4	4	8	3	11	1	1	3	3	19		
24	LeLe Grissett	g	3-8	0-0	1-1	7	5	12	4	7	0	3	1	0	17		
32	Elysa Wesolek	g	2-3	0-0	0-0	1	0	1	0	4	0	0	0	0	13		
	Team					2	6	8									
	Totals		42-76	7-17	15-25	20	40	60	12	106	19	12	9	10	200		

1st - FG %:	13-21	61.9%	2nd:	6-13	46.2%	3rd:	13-22	59.1%	4th:	10-20	50.0%	Game:	42-76	55.3%	Deadball Rebounds:	5
3FG %:	2-3	66.7%		1-4	25.0%		2-5	40.0%		2-5	40.0%		7-17	41.2%		
FT %:	2-3	66.7%		6-8	75.0%		5-9	55.6%		2-5	40.0%		15-25	60.0%		

Vanderbilt 43 • 4-3,0-2 SEC

#	Player	Total			3-Ptr			Rebounds			PF	TP	A	TO	Blk	Stl	Min
		FG	FGA	FT	FTA	Off	Def	Tot									
05	Yaubryon Chambers	f	1-7	0-0	0-2	1	1	2	4	2	0	2	1	3	32		
23	Koi Love	f	8-21	1-2	1-5	0	9	9	2	18	0	5	0	1	33		
01	Enna Pehadzig	g	4-12	1-1	0-0	2	2	4	2	9	0	4	0	1	34		
02	Chelsie Hall	g	3-13	0-0	2-2	0	4	4	2	8	1	4	0	1	31		
22	Brylee Bartram	g	0-5	0-5	0-0	0	0	0	0	0	1	2	0	0	33		
00	Bella LaChance	g	1-4	0-0	0-0	0	1	1	1	2	1	0	0	1	14		
25	Kyndall Golden	g	1-2	0-0	0-0	0	2	2	5	2	0	1	0	0	13		
44	Emily Bowman	g	1-1	0-0	0-0	1	0	1	2	2	0	1	0	1	10		
	Team					5	0	5									
	Totals		19-65	2-8	3-9	9	19	28	18	43	3	19	2	7	200		

1st - FG %:	5-15	33.3%	2nd:	0-16	0.0%	3rd:	7-17	41.2%	4th:	7-17	41.2%	Game:	19-65	29.2%	Deadball Rebounds:	3
3FG %:	1-2	50.0%		0-3	0.0%		0-0	0.0%		1-3	33.3%		2-8	25.0%		
FT %:	2-4	50.0%		0-0	0.0%		0-0	0.0%		1-5	20.0%		3-9	33.3%		

Officials: Eric Koch,Karleena Tobin,Laura Morris
 Technical fouls: #5/4 South Carolina-None. Vanderbilt-None.
 Attendance: 24
 2020-21 Women's Basketball. Round: 0. South Carolina vs Vanderbilt. Played at

Score by periods	1st	2nd	3rd	4th	Total
#5/4 South Carolina	30	19	33	24	106
Vanderbilt	13	0	14	16	43

Points	In	Off	2nd	Fast	Bench
SC	Paint	T/O	Chance	Break	
Vandy	66	23	20	41	39
	32	6	2	12	6

Last FG - SC 4th-00:53, Vandy 4th-02:04.
 Largest lead - SC by 63 4th-04:43, Vandy None.
 SC led for 39:39, Vandy led for 00:00. Game was tied for 00:12.
 Score tied - 0 times.
 Lead changed - 0 times.

Official Basketball Box Score -- Game Totals -- Final Statistics
#15/16 Arkansas vs #4/4 South Carolina
01/18/21 7:00 pm at Columbia, SC

#15/16 Arkansas 82 • 11-5,2-4 SEC

#	Player	Total			3-Ptr			Rebounds			PF	TP	A	TO	Blk	Stl	Min
		FG	FGA	FT	FTA	Off	Def	Tot									
24	Taylah Thomas	f	2-5	1-1	4-4	2	4	6	3	9	1	0	0	0	22		
12	Destiny Slocum	g	7-15	1-4	0-1	1	3	4	4	15	5	2	0	2	33		
23	Amber Ramirez	g	4-7	0-0	2-2	0	3	3	2	10	0	1	3	0	33		
33	Chelsea Dungee	g	8-18	2-2	4-6	0	5	5	1	22	1	3	1	1	36		
43	Makayla Daniels	g	4-10	2-4	0-0	0	1	1	2	10	1	2	0	2	26		
01	Marquesha Davis	g	1-5	1-2	0-0	0	3	3	0	3	1	0	1	1	17		
04	Erynn Barnum	g	6-10	0-0	1-1	2	1	3	3	13	0	0	1	0	16		
14	Jailyn Mason	g	0-1	0-0	0-0	0	0	0	3	0	1	0	0	0	15		
25	Destinee Oberg	g	0-0	0-0	0-0	0	0	0	1	0	0	0	0	0	2		
	Team					4	0	4									
	Totals		32-71	7-13	11-14	9	20	29	19	82	10	9	6	6	200		

1st - FG %:	8-21	38.1%	2nd:	7-14	50.0%	3rd:	9-18	50.0%	4th:	8-18	44.4%	Game:	32-71	45.1%	Deadball Rebounds:	1
3FG %:	1-4	25.0%		2-3	66.7%		2-3	66.7%		7-13	53.8%		11-14	78.6%		
FT %:	0-0	0.0%		4-4	100.0%		4-4	100.0%		3-6	50.0%		11-14	78.6%		

#4/4 South Carolina 104 • 10-1,5-0 SEC

#	Player	Total			3-Ptr			Rebounds			PF	TP	A	TO	Blk	Stl	Min
		FG	FGA	FT	FTA	Off	Def	Tot									
04	Alyyah Boston	f															

Official Basketball Box Score -- Game Totals -- Final Statistics
#4/3 South Carolina vs LSU
01/24/21 12:00 pm at Baton Rouge, LA

#4/3 South Carolina 69 • 12-1,7-0 SEC

##	Player	Total		FT-FTA	Rebounds			PF	TP	A	TO	Blk	Stl	Min	
		FG-FGA	3-Ptr		Off	Def	Tot								
04	Aliyah Boston	f	8-15	0-2	4-7	6	8	14	3	20	0	1	1	0	36
05	Victoria Saxton	f	2-5	0-0	0-2	2	3	5	3	4	0	1	1	1	25
01	Zia Cooke	g	4-10	0-3	3-6	0	1	1	2	11	0	4	0	2	37
03	Destanni Henderson	g	5-11	2-7	4-4	0	5	5	2	16	8	6	0	2	35
12	Brea Beal	g	4-9	0-2	2-6	1	3	4	3	10	4	0	1	2	34
02	Eniya Russell		0-0	0-0	0-0	0	0	0	0	0	1	0	0	1	1
11	Destiny Littleton		0-1	0-1	0-0	0	1	1	0	0	0	1	0	0	7
15	Laeticia Amihere		0-0	0-0	0-0	0	2	2	1	0	0	1	0	0	7
24	LeLe Grissett		4-6	0-0	0-0	3	0	3	1	8	3	2	0	0	18
Team						3	1	4							
Totals			27-57	2-15	13-25	15	24	39	15	69	16	16	3	8	200
1st - FG %:		5-17	29.4%	2nd: 4-11	36.4%	3rd: 8-13	61.5%	4th: 10-16	62.5%	Game: 27-57	47.4%	Deadball			
3FG %:		0-7	0.0%	0-2	0.0%	1-4	25.0%	1-2	50.0%	2-15	13.3%	Rebounds			
FT %:		3-5	60.0%	2-4	50.0%	3-8	37.5%	5-8	62.5%	13-25	52.0%				

LSU 65 • 6-7,4-3 SEC

##	Player	Total		FT-FTA	Rebounds			PF	TP	A	TO	Blk	Stl	Min	
		FG-FGA	3-Ptr		Off	Def	Tot								
00	Awa Trasi	f	4-6	0-0	1-2	0	4	4	4	9	0	3	0	1	31
24	Faustine Aifuwa	c	1-7	0-0	5-6	2	3	5	3	7	0	2	1	0	29
03	Khayla Pointer	g	7-16	1-4	3-4	3	2	5	2	18	3	4	0	1	37
23	Karli Seay	g	2-7	0-0	0-0	2	3	5	2	4	0	0	0	3	35
25	Rakell Spencer	g	0-1	0-0	2-2	3	1	4	3	2	0	3	0	0	16
01	Jailin Cherry		3-7	1-1	0-0	0	1	1	2	7	0	2	0	1	22
02	Tiara Young		7-13	0-1	2-2	2	4	6	4	16	1	2	0	1	21
15	Ajae Petty		1-3	0-0	0-1	0	0	0	2	2	0	1	0	0	9
Team						1	2	3							
Totals			25-60	2-6	13-17	13	20	33	22	65	4	17	1	7	200
1st - FG %:		5-17	29.4%	2nd: 5-13	38.5%	3rd: 7-12	58.3%	4th: 8-18	44.4%	Game: 25-60	41.7%	Deadball			
3FG %:		0-1	0.0%	0-0	0.0%	1-2	50.0%	1-3	33.3%	2-6	33.3%	Rebounds			
FT %:		2-3	66.7%	3-4	75.0%	5-6	83.3%	3-4	75.0%	13-17	76.5%				

Officials: Karen Preato, Eric J Brewton, Tina Napier
 Technical fouls: #4/3 South Carolina-None. LSU-None.
 Attendance: 918
 2020-21 Women's Basketball. Round: 0. LSU vs South Carolina. Played at Maravic

Score by periods	1st	2nd	3rd	4th	Total						
#4/3 South Carolina	13	10	20	26	69	Points	In	Off	2nd	Fast	
LSU	12	13	20	20	65	Paint	Paint	T/O	Chance	Break	Bench
						SC	48	15	8	30	8
						LSU	32	14	7	6	25

Last FG - SC 4th-01:14, LSU 4th-00:01. Score tied - 10 times.
 Largest lead - SC by 9 4th-01:14, LSU by 6 3rd-08:40. Lead changed - 8 times.
 SC led for 17:16. LSU led for 14:11. Game was tied for 08:33.

2020-21 South Carolina Basketball
South Carolina Points-Rebounds-Assists (as of Jan 24, 2021)
All games

Opponent	Date	Score	THOMPSON, 00	COOKE,ZIA, 01	RUSSELL,EN, 02	HENDERSON, 03	BOSTON,ALI, 04	SAXTON,VIC, 05	LITTLETON, 11	BEAL,BREA, 12	AMHERE,LA, 15	GRISSETT,L, 24	WESOLEKE, 32
CC	11/25/20	119-38 W	5-0-0	18-1-3	14-4-2	11-6-5	11-12-1	19-12-2	7-8-0	8-2-1	11-11-2	13-10-3	2-4-0
vs SD	11/28/20	81-71 W	3-0-0	19-5-1	2-0-1	19-9-3	12-8-4	4-3-0	0-0-0	3-5-3	11-9-1	8-5-1	0-1-0
vs Gonz	11/29/20	79-72 W	DNP	16-4-4	DNP	23-3-2	10-5-0	9-6-1	1-1-1	12-7-1	6-4-2	2-2-1	DNP
NCSU	12/03/20	46-54 L	0-0-0	11-5-1	0-0-0	2-7-6	9-9-0	0-3-0	0-2-0	5-4-0	11-15-2	8-3-0	DNP
at lowaSt	12/06/20	83-65 W	0-1-0	19-1-4	8-1-0	12-4-7	13-15-3	9-9-1	5-7-3	13-4-2	4-2-1	DNP	0-2-0
Temple	12/17/20	103-41 W	2-1-0	23-3-4	11-3-1	8-3-7	14-9-1	16-7-0	6-4-2	5-3-3	11-3-1	7-7-3	0-3-0
UF	12/31/20	75-59 W	0-2-0	26-3-5	0-1-0	2-7-9	28-16-1	9-12-0	DNP	4-1-2	2-3-2	4-2-0	0-0-0
at Barma	01/04/21	77-60 W	0-0-0	18-3-2	0-0-0	20-8-5	5-10-0	15-6-0	DNP	8-10-0	3-5-0	8-4-2	0-0-0
at UK	01/10/21	75-70 W	0-0-0	7-3-1	3-1-0	22-8-3	20-12-1	7-2-0	0-0-0	2-6-0	10-4-1	4-3-0	DNP
at Vandy	01/14/21	106-43 W	3-1-0	9-2-2	6-3-1	12-7-9	9-10-2	20-2-1	8-3-2	17-3-1	11-8-1	7-12-0	4-1-0
Ark	01/18/21	104-82 W	DNP	9-3-3	3-1-1	14-2-10	26-16-3	10-4-0	7-5-1	22-4-1	6-1-2	7-8-0	DNP
UGA	01/21/21	62-50 W	0-0-1	16-2-0	0-0-0	2-4-3	16-11-2	9-11-0	1-5-1	9-7-1	4-2-1	5-0-1	0-2-0
at LSU	01/24/21	69-65 W	DNP	11-1-0	0-0-1	16-5-8	20-14-0	4-5-0	0-1-0	10-4-4	0-2-0	8-3-3	DNP

2020-21 South Carolina Basketball
South Carolina Team Game-by-Game Comparison (as of Jan 24, 2021)
All games

Opponent	1st	2nd	Score	Mar	Total FG	FG Pct	3-Pointers	3FG Pct	Free Throws	FT Pct	Rebounds	Assist	T/Over	Block	Steal	Fouls
COL. OF CHARLESTON	62/20	57/18	119-38	+81	42-71/13-74	.592/.176	4-13/1-23	.308/.043	31-47/11-24	.660/.458	73/28	19/0	15/18	13/3	12/6	20/31
South Dakota	37/37	44/34	81-71	+10	30-72/29-67	.417/.433	5-14/2-16	.357/.125	16-29/11-20	.552/.550	45/37	14/15	9/8	5/3	6/5	22/25
#21/20 Gonzaga	38/34	41/38	79-72	+7	26-54/29-55	.481/.527	2-5/9-19	.400/.474	25-41/5-13	.610/.385	36/29	12/20	12/15	4/5	6/4	17/32
#8/6 NC STATE	20/21	26/33	46-54	(8)	20-74/20-68	.270/.294	2-12/4-17	.167/.235	4-11/10-12	.364/.833	54/49	9/10	11/9	6/7	2/2	15/12
#23/18 Iowa State	44/30	39/35	83-65	+18	30-63/23-62	.476/.371	13-26/5-27	.500/.185	10-13/14-16	.769/.875	50/24	21/8	19/10	6/5	1/8	21/10
TEMPLE	44/25	59/16	103-41	+62	39-73/14-60	.534/.233	8-22/4-23	.364/.174	17-25/9-13	.680/.692	54/30	22/6	6/8	7/5	10/1	8/19
FLORIDA	39/18	36/41	75-59	+16	31-79/24-65	.392/.369	3-16/7-17	.188/.412	10-12/4-11	.833/.364	51/39	19/11	15/21	10/2	12/3	14/14
Alabama	37/26	40/34	77-60	+17	31-74/22-56	.419/.393	3-8/4-16	.375/.250	12-24/12-19	.500/.632	55/31	9/9	13/12	4/5	7/5	14/21
#10/8 Kentucky	32/41	43/29	75-70	+5	30-64/28-74	.469/.378	2-4/3-20	.500/.150	13-21/11-12	.619/.917	46/31	6/10	18/13	10/7	6/12	13/20
Vanderbilt	49/13	57/30	106-43	+63	42-76/19-65	.553/.292	7-17/2-8	.412/.250	15-25/3-9	.600/.333	60/28	19/3	12/19	9/2	10/7	12/18
#15/16 ARKANSAS	42/37	62/45	104-82	+22	40-74/32-71	.541/.451	8-15/7-13	.533/.538	16-22/11-14	.727/.786	50/29	21/10	13/9	10/6	4/6	16/19
#22/23 GEORGIA	30/18	32/32	62-50	+12	22-62/22-65	.355/.338	2-11/1-5	.182/.200	16-24/5-8	.667/.625	47/37	10/13	20/23	14/7	14/5	15/20
LSU	23/25	46/40	69-65	+4	27-57/25-60	.474/.417	2-15/2-6	.133/.333	13-25/13-17	.520/.765	39/33	16/4	16/17	3/1	8/7	15/22

Note: Game totals are displayed in the format TEAM/OPPONENT for each category

2020-21 South Carolina Basketball
South Carolina Combined Team Statistics (as of Jan 24, 2021)
Conference games only

RECORD:	OVERALL	HOME	AWAY	NEUTRAL
ALL GAMES	7-0	3-0	4-0	0-0
CONFERENCE	7-0	3-0	4-0	0-0
NON-CONFERENCE	0-0	0-0	0-0	0-0

##	Player	gp-gs	min	avg	Total		3-Point		F-Throw		Rebounds				pf	dq	a	to	blk	stl	pts	avg		
					fg-fga	fg%	3fg-fga	3fg%	ft-fga	ft%	off	def	tot	avg										
04	Aliyah Boston	7-7	214	30.6	49-94	.521	5-14	.357	21-29	.724	31	58	89	12.7	17	0	9	9	34	12	124	17.7		
01	Zia Cooke	7-7	217	31.0	37-91	.407	3-17	.176	19-26	.731	2	15	17	2.4	12	0	13	19	1	8	96	13.7		
03	Destanni Henderson	7-7	237	33.9	32-78	.410	6-17	.353	18-20	.900	8	33	41	5.9	7	0	47	23	0	9	88	12.6		
05	Victoria Saxton	7-7	164	23.4	32-53	.604	0-0	.000	10-25	.400	21	21	42	6.0	13	0	1	8	10	9	74	10.6		
12	Brea Beal	7-7	191	27.3	28-55	.509	7-18	.389	9-16	.563	9	26	35	5.0	14	0	9	7	2	7	72	10.3		
24	LeLe Grissett	7-0	127	18.1	18-38	.474	0-1	.000	7-16	.438	21	11	32	4.6	13	0	6	17	4	0	43	6.1		
15	Laeticia Amihere	7-0	112	16.0	15-39	.385	0-2	.000	6-11	.545	15	10	25	3.6	12	0	7	16	9	10	36	5.1		
11	Destiny Littleton	5-0	58	11.6	4-12	.333	4-7	.571	4-6	.667	2	12	14	2.8	3	0	4	3	0	2	16	3.2		
02	Eniya Russell	7-0	43	6.1	5-17	.294	1-5	.200	1-4	.250	0	6	6	0.9	7	0	3	3	0	3	12	1.7		
32	Elysa Wesolek	4-0	23	5.8	2-5	.400	0-2	.000	0-0	.000	1	2	3	0.8	0	0	0	0	0	0	4	1.0		
00	Olivia Thompson	5-0	14	2.8	1-4	.250	1-3	.333	0-0	.000	0	3	3	0.6	1	0	1	0	0	1	3	0.6		
Team											20	21	41											
Total.....		7	1400		223-486	.459	27-86	.314	95-153	.621	130	218	348	49.7	99	0	100	107	60	61	568	81.1		
Opponents.....		7	1400		172-456	.377	26-85	.306	59-90	.656	77	151	228	32.6	134	2	60	114	30	45	429	61.3		

2020-21 South Carolina Basketball
#4/3 South Carolina Combined Team Statistics (as of Jan 21, 2021)
vs. Ranked Teams

RECORD:	OVERALL	HOME	AWAY	NEUTRAL
ALL GAMES	5-1	2-1	2-0	1-0
CONFERENCE	3-0	2-0	1-0	0-0
NON-CONFERENCE	2-1	0-1	1-0	1-0

##	Player	gp-gs	min	avg	Total		3-Point		F-Throw		Rebounds				pf	dq	a	to	blk	stl	pts	avg		
					fg-fga	fg%	3fg-fga	3fg%	ft-fga	ft%	off	def	tot	avg										
04	Aliyah Boston	6-6	183	30.5	37-73	.507	4-12	.333	16-21	.762	23	45	68	11.3	16	0	9	12	26	7	94	15.7		
01	Zia Cooke	6-6	186	31.0	28-82	.341	7-19	.368	15-18	.833	1	17	18	3.0	9	0	13	14	0	3	78	13.0		
03	Destanni Henderson	6-6	210	35.0	26-67	.388	6-12	.500	17-22	.773	8	20	28	4.7	7	0	31	16	1	3	75	12.5		
12	Brea Beal	6-6	159	26.5	23-42	.548	7-12	.583	10-14	.714	10	22	32	5.3	10	0	5	9	4	6	63	10.5		
05	Victoria Saxton	6-6	131	21.8	18-32	.563	0-0	.000	8-15	.533	11	24	35	5.8	17	0	2	11	7	5	44	7.3		
15	Laeticia Amihere	6-0	117	19.5	16-44	.364	0-3	.000	9-16	.563	15	13	28	4.7	14	1	9	10	7	6	41	6.8		
24	Lele Grissett	5-0	95	19.0	11-23	.478	0-0	.000	4-16	.250	9	7	16	3.2	13	1	2	10	3	2	26	5.2		
02	Eniya Russell	5-0	35	7.0	5-13	.385	2-5	.400	2-4	.500	0	3	3	0.6	7	0	1	6	1	0	14	2.8		
11	Destiny Littleton	6-0	66	11.0	4-12	.333	3-7	.429	3-6	.500	4	16	20	3.3	3	0	6	1	0	1	14	2.3		
32	Elysa Wesolek	2-0	11	5.5	0-2	.000	0-2	.000	0-0	.000	2	2	4	2.0	1	0	0	0	1	0	0	0.0		
00	Olivia Thompson	4-0	7	1.8	0-1	.000	0-1	.000	0-0	.000	1	0	1	0.3	0	0	1	1	0	0	0	0.0		
Team											17	13	30											
Total.....		6	1200		168-391	.430	29-73	.397	84-132	.636	101	182	283	47.2	97	2	79	93	50	33	449	74.8		
Opponents.....		6	1200		154-395	.390	29-101	.287	56-75	.747	65	134	199	33.2	113	3	71	79	37	37	393	65.5		

Date	Opponent	Score	Att.
@ 11/29/20	vs #21/20 Gonzaga	w 79-72	0
12/03/20	#8/6 NC STATE	L 46-54	3500
< 12/06/20	at #23/18 Iowa State	w 83-65	864
* 01/10/21	at #10/8 Kentucky	w 75-70	1200
* 01/18/21	#15/16 ARKANSAS	w 104-82	3500
* 01/21/21	#22/23 GEORGIA	w 62-50	3500

2020-21 South Carolina Basketball
South Carolina Combined Team Statistics (as of Jan 24, 2021)
All games

RECORD:	OVERALL	HOME	AWAY	NEUTRAL
ALL GAMES	12-1	5-1	5-0	2-0
CONFERENCE	7-0	3-0	4-0	0-0
NON-CONFERENCE	5-1	2-1	1-0	2-0

##	Player	gp-gs	min	avg	Total		3-Point		F-Throw		Rebounds				pf	dq	a	to	blk	stl	pts	avg		
					fg-fga	fg%	3fg-fga	3fg%	ft-fga	ft%	off	def	tot	avg										
01	Zia Cooke	13-13	400	30.8	72-176	.409	19-46	.413	39-52	.750	5	31	36	2.8	18	0	30	33	1	12	202	15.5		
04	Aliyah Boston	13-13	381	29.3	78-157	.497	7-23	.304	30-43	.698	52	95	147	11.3	33	0	18	17	41	19	193	14.8		
03	Destanni Henderson	13-13	418	32.2	58-134	.433	13-33	.394	34-42	.810	13	60	73	5.6	14	0	77	32	2	14	163	12.5		
05	Victoria Saxton	13-12	288	22.2	55-90	.611	0-0	.000	21-42	.500	36	46	82	6.3	28	0	5	18	24	14	131	10.1		
12	Brea Beal	13-13	327	25.2	47-98	.480	11-27	.407	13-27	.481	20	40	60	4.6	25	0	19	14	5	12	118	9.1		
15	Laeticia Amihere	13-1	238	18.3	32-85	.376	0-7	.000	26-43	.605	32	37	69	5.3	30	1	16	25	17	11	90	6.9		
24	Lele Grissett	12-0	218	18.2	34-59	.576	0-1	.000	13-33	.394	34	25	59	4.9	25	1	14	20	7	4	81	6.8		
02	Eniya Russell	12-0	105	8.8	17-42	.405	3-12	.250	10-19	.526	1	13	14	1.2	14	0	7	8	1	5	47	3.9		
11	Destiny Littleton	11-0	133	12.1	9-30	.300	5-16	.313	12-16	.750	4	32	36	3.3	7	0	10	5	0	5	35	3.2		
00	Olivia Thompson	10-0	37	3.7	5-14	.357	3-10	.300	0-0	.000	2	3	5	0.5	2	0	1	2	0	1	13	1.3		
32	Elysa Wesolek	8-0	55	6.9	3-8	.375	0-3	.000	0-2	.000	5	8	13	1.6	6	0	0	0	3	1	6	0.8		
Team											34	32	66											
Total.....		13	2600		410-893	.459	61-178	.343	198-319	.621	238	422	660	50.8	202	2	197	179	101	98	1079	83.0		
Opponents.....		13	2600		300-842	.356	51-210	.243	119-188	.633	147	278	425	32.7	263	7	119	192	58	71	770	59.2		

TEAM STATISTICS	SC	OPP	Date	Opponent	Score	Att.
SCORING	1079	770	11/25/20	COL. OF CHARLESTON	w 119-38	3500
Points per game	83.0	59.2	@ 11/28/20	vs South Dakota	w 81-71	0
Scoring margin	+23.8	-	@ 11/29/20	vs #21/20 Gonzaga	w 79-72	0
FIELD GOALS-ATT	410-893	300-842	12/03/20	#8/6 NC STATE	L 46-54	3500
Field goal pct	.459	.356	< 12/06/20	at #23/18 Iowa State	w 83-65	864
3 POINT FG-ATT	61-178	51-210	12/17/20	TEMPLE	w 103-41	3500
3-point FG pct	.343	.243	* 12/31/20	FLORIDA	w 75-59	3500
3-pt FG made per game	4.7	3.9	* 01/04/21	at Alabama	w 77-60	637
FREE THROWS-ATT	198-319	119-188	* 01/10/21	at #10/8 Kentucky	w 75-70	1200
Free throw pct	.621	.633	* 01/14/21	at Vanderbilt	w 106-43	24
F-Throws made per game	15.2	9.2	* 01/18/21	#15/16 ARKANSAS	w 104-82	3500
REBOUNDS	660	425	* 01/21/21	#22/23 GEORGIA	w 62-50	3500
Rebounds per game	50.8	32.7	* 01/24/21	at LSU	w 69-65	918
Rebounding margin	+18.1	-	@ = Bad Boy Mowers Crossover Classic (Sioux Falls, S.D.)			
ASSISTS	197	119	< = SEC/Big 12 Challenge			
Assists per game	15.2	9.2	* = SEC game			
TURNOVERS	179	192				
Turnovers per game	13.8	14.8				
Turnover margin	+1.0	-				
Assist/turnover ratio	1.1	0.6				
STEALS	98	71				
Steals per game	7.5	5.5				
BLOCKS	101	58				
Blocks per game	7.8	4.5				
ATTENDANCE	21000	3643				
Home games-Avg/Game	6-3500	5-729				
Neutral site-Avg/Game	-	2-0				

Score by Periods	1st	2nd	3rd	4th	Totals
South Carolina	266	231	327	255	1079
Opponents	180	165	217	208	770