

## GAME 17 | MONDAY, FEBRUARY 8, 2021

#2/1 **SOUTH CAROLINA** (15-1, 10-0) AT #3/5 **UCONN** (13-1, 11-0)

7 P.M. | STORRS, CONN. | GAMPEL PAVILION

TV: FS1 | RADIO: 107.5 THE GAME  
 LIVE STATS: GAMECOCKS.STATBROADCAST.COM

### ABOUT TODAY'S GAME

- The South Carolina-UConn series includes the nation's top ranked team for the eighth time tonight with the Gamecocks carrying the title for the third time.
- This is the Gamecocks' third trip to Gampel Pavilion under head coach Dawn Staley. Their most recent visit was a 66-55 UConn victory on Feb. 13, 2017, meaning no current Gamecock has played in the building prior to tonight.
- This is South Carolina's fourth road game in its last five outings.

### GAMECOCK NOTABLES

- South Carolina's command of the paint goes beyond its powerful frontcourt. The Gamecocks are out-scoring opponents in the paint 46.5 to 30.6 this season with their paint points accounting for 56.4 percent of their offense. South Carolina's guards account for 25.1 of those paint points per game.
- Rebounding has been a calling card for the Gamecocks this season, beating their opponent on the boards in every game to rank third in the nation in rebounding margin (+17.7). They have been especially potent on the offensive glass where their 17.6 offensive boards rank fifth in the nation and have led to 17.7 second-chance points per game. In seven games against ranked teams, their 17.0 offensive rebounding average has yielded 18.0 second-chance points per game.
- South Carolina's offensive output of 82.4 points per game (12th in NCAA) often steals the headlines, but it's the Gamecock defense that has been the catalyst for this season's success. South Carolina has held 12 opponents under 70 points, including four of its seven ranked opponents, three of which were held under 60 points. The effort as the Gamecocks ranked seventh in the nation in scoring margin (+23.4).
- Unanimous AP Preseason All-American Aliyah Boston is just a sophomore but has powered her way onto every national player of the year watch list with her consistent dominance in and beyond the box score. She ranks 18th in the country in rebounding average (18th) and 13th in blocks per game (2.9). Boston averages a double-double overall (13.7 ppg / 11.3 rpg), in SEC play (15.0 ppg / 12.2 rpg) and against ranked opponents (14.3 ppg / 11.4 rpg). In her ever expanding game, she also hands out 1.6 assists per game and averages 1.2 steals on the season.
- Sophomore Zia Cooke was named to the Ann Meyers Drysdale Top 10 last week as she continues to led the team in scoring at 16.2 points per game to rank 11th in the SEC. Scoring in double figures in 13 of 16 games this season, Cooke appears to have fully emerged from a brief offensive slump with 19.0 points per game on 52.0 percent shooting over the last two games, including 50.0 percent accuracy from 3-point range (5-of-10).
- The Gamecocks two newest starters – juniors Destanni Henderson and Victoria Saxton – entered the season as relative unknowns but have emerged as keys to South Carolina's success. Henderson is 14th in the nation with an SEC-best 5.9 assists per game – a number that rises to 6.5 in league play – while adding 11.7 points per game. She has handed out five or more assists 11 times this season. Saxton is the ideal partner for Boston in the frontcourt, described by her head coach as "low maintenance, high performance." The active, athletic forward doesn't mind working in the trenches with less spotlight to contribute 10.3 points and 6.3 rebounds per game, including two double-doubles.

## GAMECOCKS

15-1, 10-0 SEC

Ranking: 2/1 (AP/Coaches)

Head Coach: Dawn Staley

Record at SC: 320-99 (13th)

Career Record: 492-179 (21st)

Top Scorer: Zia Cooke (16.2)

Top Rebounder: Aliyah Boston (11.3)



## HUSKIES

13-1, 11-0 BIG EAST

Ranking: 3/5 (AP/Coaches)

Head Coach: Geno Auriemma

Record at UC: 1104-143 (36th)

Career Record: Same

Top Scorer: Paige Bueckers (20.4)

Top Rebounder: Olivia Nelson-Ododa (7.1)



## SCHEDULE/RESULTS

Nov. 25	<b>Charleston (SECN+)</b>	<b>W, 119-88</b>
	<i>Women's Bad Boy Mowers Crossover Classic</i>	
Nov. 28	vs. South Dakota	W, 81-71
Nov. 29	vs. #21/20 Gonzaga	W, 79-72
Dec. 3	<b>#8/6 NC State (ESPN2)</b>	<b>L, 46-54</b>
	<i>SEC/Big 12 Challenge</i>	
Dec. 6	at #23/18 Iowa State (ESPNU)	W, 83-65
Dec. 17	<b>Temple (SECN)</b>	<b>W, 103-41</b>
Dec. 31	<b>Florida* (ESPNU)</b>	<b>W, 75-59</b>
Jan. 4	at Alabama (SECN)	W, 77-60
Jan. 10	at #10/8 Kentucky* (ESPN)	W, 75-70
Jan. 14	at Vanderbilt* (SECN+)	W, 106-43
Jan. 18	<b>#15/16 Arkansas* (ESPN2)</b>	<b>W, 104-82</b>
Jan. 21	<b>#22/23 Georgia* (SECN)</b>	<b>W, 62-50</b>
Jan. 24	at LSU* (SECN)	W, 69-65
Jan. 28	at #21/19 Mississippi St.* (ESPN)	W, 75-52
Jan. 31	<b>Alabama* (SECN)</b>	<b>W, 87-63</b>
Feb. 4	at Auburn* (SECN+)	W, 77-58
Feb. 8	at #3/5 UConn (FS1)	7 p.m.
Feb. 11	<b>Missouri* (SECN)</b>	<b>7 p.m.</b>
Feb. 14	<b>LSU* (SECN)</b>	<b>Noon</b>
Feb. 18	at Tennessee (SECN)	7 p.m.
Feb. 21	<b>Kentucky* (ESPN)</b>	<b>3 p.m.</b>
Feb. 25	<b>Ole Miss*</b>	<b>TBA</b>
Feb. 28	at Texas A&M* (ESPN2)	2 p.m.
Mar. 3-7	SEC Tournament (Greenville, S.C.)	TBA

All Times Listed as Eastern and are subject to change

\* indicates SEC Game

SECN is SEC Network; SECN+ is SEC Network online via ESPN app

**3**

Three Gamecocks rank among the SEC's top 10 offensive rebounders – Boston (3.8, 2nd), Grissett (2.8, 7th) and Saxton (2.7, 8th).

**6**

South Carolina has made six 3-pointers in each of its last two games, shooting 54.5 percent from beyond the arc in that stretch.

**7**

The Gamecocks' seven games against ranked opponents are tied for most in the country. Their six ranked wins are also tied for the nation's best number.

**11**

Sophomore Aliyah Boston has recorded double-digit rebounds in 11 of her 16 games this season and in 26 of her career 49 games.












**20.3**

South Carolina is scoring 20.3 fast-break points per game this season, while holding opponents to just 7.7 per game.

## TALE OF THE TAPE

SOUTH CAROLINA	82.4	.461	.352	.653	15.3	58.9	.355	.262	+17.7	14.9	+0.4	7.4	7.6
	Points	FG%	3FG%	FT%	FTM per Game	Scoring Def.	FG% Def.	3FG% Def.	Reb. Margin	Assists	TO Margin	Blocks	Steals
UCONN	87.1	.530	.369	.700	12.0	54.2	.335	.284	+11.8	22.3	+4.4	5.7	9.8

# 2020-21 SOUTH CAROLINA MEDIA ROSTER

<b>0</b>		<p><b>Olivia Thompson</b> 5-8 • So. • Guard • Lexington, S.C.</p> <p>PPG <b>1.2</b> RPG <b>0.4</b> APG <b>0.1</b> FG% <b>.400</b> FT% <b>—</b></p>	<p><b>LAST GM:</b> 5 mins at Auburn <b>NOTABLE:</b> Good outside shooter ... has played in 13 games this season, hitting a 3 in four ... 2019 SCBCA Class 5A Player of the Year and SC HS Sports Report co-Statewide Player of the Year.</p>	<p><b>Career Highs</b> <b>Pts:</b> 10 vs. Alabama St, 11/5/19 <b>Ast:</b> 2 vs. USC Upstate, 11/21/19 <b>Stl:</b> 1, 2x, at Alabama, 1/4/21 <b>Reb:</b> 2 vs. Florida, 12/31/20 <b>Min:</b> 14 at Ole Miss, 1/30/20</p>
<b>1</b>		<p><b>Zia Cooke</b> 5-9 • So. • Guard • Toledo, Ohio <i>ZY-uh COOK</i></p> <p>PPG <b>16.2</b> RPG <b>2.7</b> APG <b>2.2</b> FG% <b>.419</b> FT% <b>.776</b></p>	<p><b>LAST GM:</b> 17 pts, 3 3FG, 2 assts at Auburn <b>NOTABLE:</b> Explosive, athletic guard who finds the rim and has great body control ... 11th in SEC in ppg, 8th in FT% ... 13 games of 10+ points, including three 20-point games ... Naismith, Wade, Wooden Watch Lists; Drysdale Top 10.</p>	<p><b>Career Highs</b> <b>Pts:</b> 27 at Dayton 11/13/19 <b>Reb:</b> 7 at Dayton, 11/13/19 <b>Ast:</b> 5, 2x, vs. Florida, 12/31/20 <b>Stl:</b> 4 vs. USC Upstate, 11/21/19 <b>Min:</b> 37, 2x, at LSU, 1/24/21</p>
<b>2</b>		<p><b>Eniya Russell</b> 6-1 • Fr. • Guard • Baltimore, Md. <i>ih-NYE-uh</i></p> <p>PPG <b>3.7</b> RPG <b>1.3</b> APG <b>0.5</b> FG% <b>.400</b> FT% <b>.571</b></p>	<p><b>LAST GM:</b> 3 pts, 1 reb, 13 mins at Auburn <b>NOTABLE:</b> Good passer, can shoot deep 3, gets to the rim, strong pull-up game ... has played in 15 games, including all 10 in SEC ... 2 games of 10+ points ... scored 14.9 points per game as a high school senior.</p>	<p><b>Career Highs</b> <b>Pts:</b> 14 vs. Charleston, 11/25/20 <b>Reb:</b> 4 vs. Charleston, 11/25/20 <b>Ast:</b> 2 vs. Charleston, 11/25/20 <b>Stl:</b> 2, 2x, at Vandy, 1/14/21 <b>Min:</b> 20, 2x, at Vandy, 1/14/21</p>
<b>3</b>		<p><b>Destanni Henderson</b> 5-7 • Jr. • Guard • Fort Myers, Fla. <i>DES-tuh-nee</i></p> <p>PPG <b>11.7</b> RPG <b>5.4</b> APG <b>5.9</b> FG% <b>.442</b> FT% <b>.814</b></p>	<p><b>LAST GM:</b> 4 pts, 9 assts, 0 TOs, 4 rebs at Auburn <b>NOTABLE:</b> Confident, explosive guard ... 1st in SEC in apg, 14th in nation; 5th in A:TO (2.6) ... in SEC games – 6.5 apg (1st), 2.3 A:TO (4th) ... Crossover Classic MVP ... 2020 SEC All-Tournament, 2019 SEC All-Freshman Team.</p>	<p><b>Career Highs</b> <b>Pts:</b> 23 vs. Gonzaga, 11/29/20 <b>Reb:</b> 9 vs. S. Dakota, 11/28/20 <b>Ast:</b> 10 vs. Arkansas, 1/18/21 <b>Stl:</b> 5 at Temple, 12/7/19 <b>Min:</b> 38, 3x, at Kentucky, 1/10/21</p>
<b>4</b>		<p><b>Aliyah Boston</b> 6-5 • So. • For. • St. Thomas, U.S.V.I. <i>uh-LEE-uh</i></p> <p>PPG <b>13.7</b> RPG <b>11.3</b> BPG <b>2.9</b> FG% <b>.495</b> FT% <b>.711</b></p>	<p><b>LAST GM:</b> 14 pts, 8 rebs at Auburn <b>NOTABLE:</b> Captain ... physical, loves contact, good range ... 18th in NCAA in rpg, 3rd in SEC; 13th in NCAA in bpg, 2nd in SEC ... vs. SEC 15.0 ppg (14th), 12.2 rpg (3rd), 40 bpg (1st) ... Preseason All-America, Naismith, Wade, Wooden Watch Lists.</p>	<p><b>Career Highs</b> <b>Pts:</b> 28 vs. Florida, 12/31/20 <b>Reb:</b> 25 vs. Arkansas, 1/9/20 <b>Blk:</b> 10, 2x, vs. Georgia, 1/21/21 <b>Stl:</b> 4, 2x, S. Dakota, 11/28/20 <b>Min:</b> 36, 2x, at LSU, 1/24/21</p>
<b>5</b>		<p><b>Victoria Saxton</b> 6-2 • Jr. • Forward • Rome, Ga. <i>vic-TAR-ee-uh</i></p> <p>PPG <b>10.3</b> RPG <b>6.3</b> BPG <b>1.8</b> FG% <b>.605</b> FT% <b>.563</b></p>	<p><b>LAST GM:</b> 11 pts, 7 rebs, 3 stls at Auburn <b>NOTABLE:</b> Team captain ... lithe, athletic forward, quick off the floor, great rebounder and shot blocker ... 4th in SEC in bpg, 8th in off. rpg (2.7) ... 8 games of 10+ points, 4 games of 10+ rebs ... 2019 SEC All-Freshman Team.</p>	<p><b>Career Highs</b> <b>Pts:</b> 20 at Vandy, 1/14/21 <b>Reb:</b> 12, 2x, vs. Florida, 12/31/20 <b>Blk:</b> 5, 2x, Charleston, 11/25/20 <b>Stl:</b> 3, 4x, at Auburn, 2/4/21 <b>Min:</b> 32 at Iowa State, 12/6/20</p>
<b>11</b>		<p><b>Destiny Littleton</b> 5-9 • Jr. • Guard • San Diego, Calif.</p> <p>PPG <b>3.6</b> RPG <b>3.1</b> APG <b>1.1</b> FG% <b>.389</b> FT% <b>.800</b></p>	<p><b>LAST GM:</b> 6 pts, 4 rebs, 17 mins at Auburn <b>NOTABLE:</b> Big guard, good scorer/shooter ... returning from procedure to alleviate chronic ankle issues last season ... played in 13 games, including 7 SEC ... looking stronger with each game ... last 2 gms – 7.0 ppg, 2.0 apg, 20.0 mpg.</p>	<p><b>Career Highs</b> <b>Pts:</b> 22 vs. Northwestern St, 12/29/18* <b>Reb:</b> 8, 2x, vs. Charleston, 11/25/20 <b>Ast:</b> 7 vs. Northwestern St, 12/29/18* <b>Stl:</b> 3, 2x, at Oklahoma St, 2/12/19* <b>Min:</b> 34, 2x, vs. Kansas St, 2/17/19* <small>* indicates set prior to South Carolina</small></p>
<b>12</b>		<p><b>Brea Beal</b> 6-1 • So. • Guard • Rock Island, Ill. <i>BREE</i></p> <p>PPG <b>8.8</b> RPG <b>4.8</b> APG <b>1.3</b> FG% <b>.474</b> FT% <b>.543</b></p>	<p><b>LAST GM:</b> 6 pts, 5 rebs at Auburn <b>NOTABLE:</b> Big, physical guard who got stronger in offseason ... brings intangibles, incredible competitiveness ... takes toughest defensive assignment ... 10+ points in six games ... last 2 gms – 7-of-10 FGs, 5.5 rpg.</p>	<p><b>Career Highs</b> <b>Pts:</b> 22 vs. Arkansas, 1/18/21 <b>Reb:</b> 13 at Missouri, 1/16/20 <b>Ast:</b> 4, 3x, at LSU, 1/24/21 <b>Stl:</b> 3, 4x, vs. Miss. State, 1/20/20 <b>Min:</b> 35 vs. Arkansas, 1/18/21</p>
<b>15</b>		<p><b>Laeticia Amihere</b> 6-4 • So. • For. • Mississauga, Ontario <i>luh-TEE-shuh ah-MEE-hear</i></p> <p>PPG <b>6.9</b> RPG <b>5.4</b> BPG <b>1.2</b> FG% <b>.360</b> FT% <b>.588</b></p>	<p><b>LAST GM:</b> 6 pts, 9 rebs, 2 blks at Auburn <b>NOTABLE:</b> Explosive, athletic forward with solid guard skills ... growing confidence with more game action ... 10th in SEC in bpg ... in SEC games, 8th in bpg (1.1) ... 10+ points 6 times, 10+ rebounds 2 times, 3+ blocks 3 times.</p>	<p><b>Career Highs</b> <b>Pts:</b> 16 at Ole Miss, 1/30/20 <b>Reb:</b> 15 vs. NC State, 12/3/20 <b>Blk:</b> 3, 7x, vs. Arkansas, 1/18/21 <b>Stl:</b> 4 vs. Georgia, 1/21/21 <b>Min:</b> 30 vs. S. Dakota, 11/28/20</p>
<b>24</b>		<p><b>LeLe Grissett</b> 6-2 • Sr. • G/F • Durham, N.C. <i>LEE-lee grih-SET</i></p> <p>PPG <b>7.2</b> RPG <b>4.8</b> APG <b>1.0</b> FG% <b>.551</b> FT% <b>.512</b></p>	<p><b>LAST GM:</b> 10 pts, 4 rebs, 1 blk at Auburn <b>NOTABLE:</b> Long, versatile and high-energy guard who can play any position on the floor, including recent time at point guard ... "big guard" who can score in the post and rebound ... 7th in SEC in off. rpg (2.8) ... 10+ pts in 3 gms.</p>	<p><b>Career Highs</b> <b>Pts:</b> 22 at Vanderbilt, 1/18/18 <b>Reb:</b> 12 at Vandy, 1/14/21 <b>Ast:</b> 4, 2x, vs. Arkansas, 3/7/20 <b>Stl:</b> 4, 2x, vs. Georgia, 3/6/20 <b>Min:</b> 29 vs. Tennessee, 1/14/18</p>
<b>32</b>		<p><b>Elysa Wesolek</b> 6-1 • Jr. • Forward • Charleston, S.C. <i>uh-LISS-uh WES-uh-leck</i></p> <p>PPG <b>0.5</b> RPG <b>1.5</b> BPG <b>0.3</b> FG% <b>.300</b> FT% <b>.000</b></p>	<p><b>LAST GM:</b> 3 rebs, 9 mins at Auburn <b>NOTABLE:</b> Solid shooting forward ... has played in 11 games, scoring in two ... appeared in 20 games in 2019-20, including 10 of 16 SEC contests ... has one double-figure scoring game in her career ... 2018 SCISA Miss Basketball.</p>	<p><b>Career Highs</b> <b>Pts:</b> 10 vs. ETSU, 11/22/18 <b>Reb:</b> 2, 9x, vs. Georgia, 1/21/21 <b>Ast:</b> 1, 6x, at Missouri, 1/16/20 <b>Stl:</b> 2 vs. USC Upstate, 11/21/19 <b>Min:</b> 13 at Vandy, 1/14/21</p>

## QUICK FACTS

### The University

**Location:** Columbia, S.C.  
**Founded:** 1801  
**Enrollment:** 33,176  
**Colors:** Garnet (PMS 202C) and Black  
**Nickname:** Gamecocks  
**Conference:** Southeastern  
**President:** Bob Caslen  
**Athletics Director:** Ray Tanner  
**Facility:** Colonial Life Arena (18,000)

### Coaching Staff

**Head Coach:** Dawn Staley  
**Alma Mater:** Virginia, 1992  
**Overall Record:** 492-179 (21st season)  
**School Record:** 320-99 (13th season)  
**Assoc. Head Coach, Alma Mater:**  
 Lisa Boyer, Ithaca, 1979 (13th season)  
**Assistant Coaches, Alma Mater:**  
 Fred Chmiel, Excelsior, 2001 (6th season)  
 Jolette Law, Iowa, 1990 (4th season)

### Team Information

**2019-20 Record:** 32-1  
 Home: 15-0 Away: 12-0 Neutral: 5-1  
**SEC Record (Finish):** 16-0 (1st)  
 Home: 8-0 Away: 8-0  
**Letterwinners Returning/Lost:** 9/2  
**Starters Returning/Lost:** 3/2

### Program History

**First Year of Women's Basketball:** 1974-75  
**All-Time Record:** 900-528 (47th season)  
**All-Time SEC Record:** 202-67 (30th season)  
**NCAA Appearances (Last):** 16 (2019)  
**NCAA Tournament Record:** 28-14  
**2019 NCAA Result:** Sweet 16, L, 68-93 vs. Baylor, Greensboro, N.C.  
**WNIT Appearances (Last):** 4 (2011)  
**WNIT Record:** 3-4

### Media Relations

**Women's Basketball Contact:** Diana Koval  
**Office:** 803.777.7977  
**Cell:** 314.369.6050  
**Email:** dkoval@mailbox.sc.edu  
**Press Row Phone:** 803.777.6182  
**Women's Basketball on Social Media:**  
**Twitter:** @GamecockWBB  
**Instagram:** @GamecockWBB  
**Facebook:** @GamecockWBB  
**TikTok:** @GamecockWBB  
**Head Coach on Social Media**  
**Twitter:** @DawnStaley  
**Instagram:** @Staley05  
**Athletics Department on the Web**  
**Website:** GamecocksOnline.com  
**Twitter:** @GamecocksOnline  
**Instagram:** @GamecocksOnline  
**Facebook:** Facebook.com/GamecocksOnline  
**YouTube:** YouTube.com/GamecocksOnline

## CURRENT STREAKS

	Total	Home	Road	Neut.
Overall	W12	W5	W22	W7
SEC	W26	W12	W19	—
Non-Conference	W2	W1	W6	W7
Ranked Teams	W5	W2	W6	W4

## Five-Second Count

South Carolina women's basketball is in the midst of its most successful era, claiming at least 20 wins for the last nine seasons, including four 30-win seasons in the last six campaigns. The Gamecocks have played in the NCAA Elite Eight three times in the last five NCAA Tournaments, including winning the 2017 National Championship, and have been ranked in the AP Top 25 for 162 consecutive weeks. Staley led the Gamecocks to their only No. 1 rankings in program history (12 weeks in 2014-15, 10 weeks in 2019-20, 2 weeks in 2020-21), five SEC regular-season titles and five SEC Tournament championships.

Under Staley's leadership, six Gamecocks have earned All-America status, two have earned SEC Player of the Year honors and 19 have picked up All-SEC recognition at least once. Eight Gamecocks have been selected in the WNBA Draft in the last five years, including 2018 No. 1 overall pick Aja Wilson, who went on to become the Gamecocks' second-straight WNBA Rookie of the Year (2018) and the program's first WNBA MVP (2020).

## UConn Series Notes

The Gamecocks claimed their first win in the series last season in a 70-52 decision at Colonial Life Arena (Feb. 10) after the Huskies claimed the first eight meetings.

Including tonight, both teams have been ranked in the top five in seven of the last eight meetings, and this is the eighth meeting in which one of the teams has been ranked No. 1

South Carolina is 0-3 in games played in Storrs with its last trip to Gampel Pavilion coming on Feb. 13, 2017.

In last season's victory, the Gamecock defense put UConn on its heels early to take an 11-2 lead after the first quarter and never looked back. Aliyah Boston posted a double-double, and Zia Cooke added 15 points.

## Road Ready

The Gamecocks are 277-256 all-time in road games, including a 102-42 mark under head coach Dawn Staley. Staley's .708 winning percentage on the road is the best of the Gamecocks' seven head coaches all-time.

In SEC road games, Gamecocks are 71-30 (.703) during Staley's tenure.

## WHAT MATTERS

South Carolina head coach Dawn Staley picked "What Matters" as this season's theme, reflecting the value of knowing what matters most to you – your why – and how focusing on that provides a navigational guide through challenging times.

Each Gamecock wrote her own personal statement of "What Matters" to her. Pieces of each statement were blended together as a script for the video that launched the team.

That video and each Gamecocks' personal "What Matters" statement can be found at GamecocksOnline.com/WhatMatters.

## Ranked Readings

South Carolina is 82-62 against nationally ranked opponents under head coach Dawn Staley, although that record is skewed by the early seasons of her tenure. The Gamecocks are 67-23 (.744) versus ranked foes since the start of the 2014-15 campaign, including a 24-17 mark against top-10 opponents during that time.

This season, the Gamecocks are 6-1 against ranked opponents, with their six victories matching Texas A&M for the most such wins in the country.

## Schedule Strength

The Gamecocks are third in the country in past opponents' winning percentage (.697) and leads the nation in all opponents' winning percentage (.704).

South Carolina's seven games against nationally ranked opponents is tied with SEC rivals Kentucky and Arkansas for the most among AP Top 25 teams.

The Gamecocks' 22-game schedule includes nine games against teams ranked in the most recent AP Top 25 and/or USA Today Coaches' Poll.

## Ranking Review

The Gamecocks are ranked No. 2 in the AP Poll and No. 1 in the USA Today Coaches' Poll this week, marking a return to that poll's top spot for the first time since the preseason ranking.

Ranked in the AP Top 25 for the last 162 consecutive weeks, South Carolina has the fourth-longest active streak in the nation. With 26 consecutive appearances in the top

## GAMECOCKS IN THE RANKINGS (thru games of 2/5)

Team	SEC	NCAA	Actual
Scoring Offense	2	12	82.4
Scoring Defense	1	56	58.9
Scoring Margin	1	7	+23.4
Field Goal Percentage	3	26	.461
Field Goal %age Def.	2	27	.355
3-Point FG %age	2	46	.352
3-Point FG %age Def.	2	31	.262
3-Point FG Made/Gm.	12	266	4.7
Free Throw Percentage	12	262	.653
Rebounding Offense	1	3	50.3
Rebounding Defense	3	—	32.6
Rebounding Margin	1	3	+17.7
Assists Per Game	5	77	14.9
Steals Per Game	9	170	7.6
Turnover Margin	10	161	+0.4
Turnovers Per Game	—	55	13.9
Assist-to-Turnover Ratio	4	57	1.1
Blocked Shots Per Game	1	2	7.4
Home Attendance Avg.	1	1	3,500

Laetitia Amihere	SEC	NCAA	Actual
Blocked Shots Per Game	10	168	1.2
Aliyah Boston	SEC	NCAA	Actual
Scoring Avg.	22	—	13.7
Rebounding Avg.	3	18	11.3
Field Goal Percentage	8	85	.495
Blocked Shots Per Game	2	13	2.9
Off. Rebs. Per Game	2	30	3.8
Zia Cooke	SEC	NCAA	Actual
Scoring Avg.	11	132	16.2
FT Percentage	8	194	.776
LeLe Grissett	SEC	NCAA	Actual
Off. Rebs. Per Game	7	—	2.8
Destanni Henderson	SEC	NCAA	Actual
Assists Per Game	1	14	5.9
Assist-to-Turnover Ratio	5	30	2.6
Victoria Saxton	SEC	NCAA	Actual
Rebounding Avg.	20	—	6.3
Blocked Shots Per Game	4	65	1.8
Off. Rebs. Per Game	8	—	2.7





**Quarter Breakdown**

The Gamecocks have been most impressive in the third quarter, averaging 24.2 points on 52.2 percent shooting to out-score opponents by 7.4 points. Five of their eight 30-point quarters have come in the third period.

Their next most productive quarter is the first – 20.5 points per first quarter on 46.5 percent shooting and a 6.9 scoring average advantage.

**Boardroom**

South Carolina opened the season with a Staley-era record 73 rebounds against Charleston (Nov. 25) and hasn't looked back. The Gamecocks are third in the nation in rebounds per game (50.3) and in rebound margin at an SEC-best +17.7 advantage.

The Gamecocks have not been out-rebounded this season and have a +13.9 rebounding margin in their seven games against ranked opponents. South Carolina is fifth in the nation in offensive rebounding (17.6) and averages 17.7 second-chance points. The Gamecocks are cleaning up an SEC-best 45.3 percent of their own missed shots, including 45.0 percent in SEC games.

Sophomore Aliyah Boston leads the way on the glass (11.3 rpg), ranking 18th in the nation and third in the SEC overall and third in league games (12.2). Her 3.8 offensive rebounds per game are 30th in the country.

In league play, Victoria Saxton's 6.3 rebounding average is 20th, and her 2.7 offensive boards per game are eighth. LeLe Grissett is also among the league's top 10 in offensive rebounds per game at 2.8 (7th).

**Block Party**

South Carolina is annually among the best shot blocking teams in the country, and the 2020-21 Gamecocks are no different as they are second in the country with 7.4 blocks per game, including 7.8 in SEC play.

Ten different Gamecocks have blocked at least one shot with three ranking among the SEC's top 10.

Aliyah Boston averages an SEC-best 4.0 blocks in league games to sit at 13th in the country at 2.9 blocks per game on the season.

Victoria Saxton is next in line with 1.8 blocks per game to rank fourth in the SEC, and Laeticia Amihere's 1.2 are 10th.

**Free for All**

The Gamecocks continue to get to the free throw line at one of the highest rates in the country. South Carolina's 375 trips to the line are fourth in the nation. Its 245 made free throws rank 18th.

Zia Cooke leads the parade to the free throw line with 67 attempts this season, shooting 77.6 percent from the stripe to rank eighth in the SEC.

**They Got Next**

The Gamecocks signed the No. 1 recruiting class in the country in November as Staley and her staff added four from the Class of 2021. All four are ranked among the top 14 players in the class, including the Nos. 2, 3 and 4 entries.

**Sania Feagin (6-3, F, Ellenwood, Ga.)**

- No. 4 in Class of 2021
- 2021 Naismith Trophy Semifinalist

- 2020 Georgia Gatorade Player of the Year and GA First-Team All-State
- 2019-20 stats: 17.2 ppg, 10.4 rpg, 3.6 bpg

**Bree Hall (5-11, G, Dayton, Ohio)**

- No. 14 in Class of 2021
- 2021 Naismith Trophy Midseason List
- 2020 Div. I All-Ohio Second Team
- 2019-20 stats: 21.4 ppg, 7.4 rpg, .555 FG percentage

**Raven Johnson (5-8, G, Atlanta, Ga.)**

- No. 2 in Class of 2021
- 2021 Naismith Trophy Semifinalist
- 2020 Georgia All-Classification Player of the Year
- Led team to three straight state championships
- 2019-20 stats: 15.0 ppg, 3.9 apg, 4.3 spg

**Saniya Rivers (6-0, G, Wilmington, N.C.)**

- No. 3 in Class of 2021
- 2021 Naismith Trophy Semifinalist
- Two-time NC Gatorade Player of the Year
- 2020 All-Area Player of the Year
- 2019-20 stats: 25.0 ppg, 11.7 rpg, 6.3 spg

**2020-21 DOUBLE-DOUBLES**

**Aliyah Boston (7)**

11/25	College of Charleston	11 pts/12 rebs
12/6	at Iowa State	13 pts/15 rebs
12/31	Florida	28 pts/16 rebs
1/10	at #10/8 Kentucky	20 pts/12 rebs
1/18	#15/16 Arkansas	26 pts/16 rebs
1/21	#22/23 Georgia	16 pts/11 rebs
1/24	at LSU	20 pts/14 rebs

**Laeticia Amihere (2)**

11/25	College of Charleston	11 pts/11 rebs
12/3	NC State	11 pts/15 rebs

**LeLe Grissett (1)**

11/25	College of Charleston	13 pts/10 rebs
-------	-----------------------	----------------

**Destanni Henderson (1)**

1/18	#15/16 Arkansas	14 pts/10 assts
------	-----------------	-----------------

**Victoria Saxton (2)**

11/25	College of Charleston	19 pts/12 rebs
1/28	at #21/19 Mississippi State	13 pts/11 rebs

**GAMES LED TEAM IN ... (includes ties for team lead)**

Scoring	2020-21	Career	Record	Rebounding	2020-21	Career	Record	Assists	2020-21	Career	Record
Zia Cooke	8	19	18-1	Aliyah Boston	12	37	37-0	Destanni Henderson	13	21	20-1
Aliyah Boston	4	11	11-0	Victoria Saxton	2	5	5-0	Zia Cooke	2	4	4-0
Destanni Henderson	4	9	8-1	Laeticia Amihere	2	4	3-1	Aliyah Boston	1	1	1-0
Victoria Saxton	2	3	3-0	Destanni Henderson	2	3	3-0	Brea Beal	0	2	2-0
Laeticia Amihere	1	2	1-1	LeLe Grissett	1	10	7-3	Destiny Littleton	0	2*	2-0
LeLe Grissett	0	3	3-0	Brea Beal	1	5	5-0	Laeticia Amihere	0	1	1-0
Destiny Littleton	0	3*	2-1	Destiny Littleton	0	3*	1-2	LeLe Grissett	0	1	1-0
Brea Beal	0	1	1-0								

\* indicates includes games prior to transfer to SC

**MISCELLANEOUS STATS**

Triple-Doubles	2020-21	Career	Record	10+ Points	2020-21	Career	Record	10+ Rebounds	2020-21	Career	Record
Aliyah Boston	1	2*	2-0	Zia Cooke	13	37	36-1	Aliyah Boston	10	26	26-0
				Aliyah Boston	10	38	37-1	Victoria Saxton	4	5	5-0
<b>Double-Doubles</b>	<b>2020-21</b>	<b>Career</b>	<b>Record</b>	Destanni Henderson	9	27	26-1	Laeticia Amihere	2	2	1-1
Aliyah Boston	7	20	20-0	Victoria Saxton	7	16	16-0	Brea Beal	1	6	6-0
Laeticia Amihere	2	2	1-1	Laeticia Amihere	6	9	8-1	LeLe Grissett	2	3	2-1
Victoria Saxton	2	3	3-0	Brea Beal	5	11	11-0				
LeLe Grissett	1	2	1-1	LeLe Grissett	3	16	14-2	<b>5+ Assists</b>	<b>2020-21</b>	<b>Career</b>	<b>Record</b>
Destanni Henderson	1	1	1-0	Eniyah Russell	2	2	2-0	Destanni Henderson	10	18	17-1
Brea Beal	0	1	1-0	Destiny Littleton	0	12*	9-3	Aliyah Boston	1	1	1-0
<b>20+ Points</b>	<b>2020-21</b>	<b>Career</b>	<b>Record</b>	Olivia Thompson	0	1	1-0	Destiny Littleton	0	1*	1-0
Aliyah Boston	4	6	6-0	Elysa Wesolek	0	1	1-0				
Zia Cooke	3	8	8-0					<b>5+ Steals</b>	<b>2020-21</b>	<b>Career</b>	<b>Record</b>
Destanni Henderson	3	4	4-0					Destanni Henderson	0	1	1-0
Brea Beal	1	1	1-0								
Victoria Saxton	1	1	1-0					<b>5+ Blocks</b>	<b>2020-21</b>	<b>Career</b>	<b>Record</b>
LeLe Grissett	0	1	1-0					Aliyah Boston	3	9	9-0
Destiny Littleton	0	1*	1-0					Victoria Saxton	1	2	2-0

\* indicates includes games prior to transfer to SC

^ indicates program record

## 2020-21 AWARDS

### Brea Beal

Cheryl Miller Award Watch List (Preseason)

### Aliyah Boston

Naismith Defensive Player of the Year Watch List  
SEC Player of the Week (1/5-1/11, 1/19-25)  
ESPN Player of the Week (1/18-24)  
Wooden Award Late Season Top 20  
Naismith Trophy Watch List (Preseason)  
Wade Trophy Watch List (Preseason)  
Lisa Leslie Award Top 10 Watch List  
Preseason All-America (AP, Lindy's)  
Preseason All-SEC First Team (Coaches, Media)

### Zia Cooke

Wooden Award Late Season Top 20  
Naismith Trophy Watch List (Preseason)  
Wade Trophy Watch List (Preseason)  
Ann Meyers Drysdale Award Top 10 Watch List  
Preseason All-SEC Second Team (Coaches)  
Bad Boy Mowers Crossover Classic All-Tourn. Team

### Destanni Henderson

Bad Boy Mowers Crossover Classic Tournament MVP  
SEC co-Player of the Week (11/25-11/30)

## IN THE STALEY ERA

### Wins

30-Win Seasons.....	4
25-Win Seasons.....	8
20-Win Seasons.....	9
Winning Seasons.....	10

### National Rankings

Weeks in the AP Top 25.....	167
Weeks in the AP Top 10.....	122
Weeks in the AP Top 3.....	55
Weeks at AP No. 1.....	25

### Postseason

NCAA Tournament Appearances.....	8
NCAA Sweet 16s.....	7
NCAA Final Fours.....	2
National Championships.....	1

### In the SEC

Regular-Season Championships.....	5
Regular-Season Top 5 Finishes.....	10
Tournament Championships.....	5

## 2020-21 GAMECOCK ROSTER

No.	Name	Pos.	Ht.	Yr.	Hometown/Last School
0	Olivia Thompson	G	5-8	So.	Lexington, S.C./Lexington
1	Zia Cooke	G	5-9	So.	Toledo, Ohio/Rogers
2	Eniya Russell	G	6-1	Fr.	Baltimore, Md./Saint Vincent Pallotti
3	Destanni Henderson	G	5-7	Jr.	Fort Myers, Fla./Fort Myers
4	Aliyah Boston	F	6-5	So.	St. Thomas, U.S.V.I./Worcester (Mass.) Acad.
5	Victoria Saxton	F	6-2	Jr.	Rome, Ga./Model
11	Destiny Littleton	G	5-9	Jr.	San Diego, Calif./Texas
12	Breanna Beal	G	6-1	So.	Rock Island, Ill./Rock Island
15	Laeticia Amihere	F	6-3	So.	Mississauga, Ontario/Kings Way Christian
24	LeLe Grissett	G/F	6-2	Sr.	Durham, N.C./Hillside
32	Elysa Wesolek	F	6-1	Jr.	Charleston, S.C./Northwood Academy

**Head Coach:** Dawn Staley

**Assoc. Head Coach:** Lisa Boyer, **Assistant Coaches:** Fred Chmiel, Jolette Law

## TEAM SPECIALTY STATS

### South Carolina-Opponent

	Pts. in Paint	Pts. Off TOs	2nd Chance Pts	Fast Break Pts
11/25 CofC	74-18	21-8	34-8	43-5
11/28 vs. USD	42-50	9-11	14-2	27-11
11/30 vs. Gonz.	44-30	12-14	18-6	20-5
12/3 NCSU	28-30	4-6	6-6	12-9
12/6 at ISU	18-36	17-14	15-4	3-6
12/17 Temple	54-16	30-4	20-10	28-3
12/31 Fla.	40-28	18-9	15-9	14-8
1/4 at Ala.	46-32	18-4	22-11	21-4
1/10 at Ky.	56-34	11-22	23-10	12-8
1/14 at Vandy	66-32	25-6	20-2	41-12
1/18 Ark.	60-34	6-18	24-6	21-17
1/21 UGa	36-28	22-7	19-10	15-10
1/24 at LSU	48-32	15-14	8-7	30-6
1/28 at MSU	44-28	16-10	21-3	17-8
1/31 Ala.	44-34	14-17	10-4	12-11
2/4 at Aub.	44-28	5-11	16-6	9-0
2/8 at UConn				
2/11 Mizzou				
2/14 LSU				
2/18 at Tenn.				
2/21 Ky.				
2/28 at TAM				
Season Avg	46.5-30.6	15.2-10.8	17.7-6.6	20.3-7.7
SEC Avg.	48.4-31.0	15.0-11.8	17.8-6.8	19.2-8.4

## STARTERS VS. BENCH

	SC Starters	Opp. Starters	SC Bench	Opp. Bench
11/25 CofC	67	25	52	13
11/28 vs. USD	57	62	24	9
11/30 vs. Gonz.	70	57	9	15
12/3 NCSU	27	54	19	0
12/6 at ISU	66	57	17	8
12/17 Temple	61	36	42	5
12/31 Miss.	69	6	44	15
1/4 at Ala.	66	11	56	4
1/10 at Ky.	58	49	17	21
1/14 at Vandy	67	37	39	6
1/18 Ark.	81	66	23	16
1/21 UGa	52	40	10	10
1/24 at LSU	61	40	8	25
1/28 at MSU	50	33	25	19
1/31 Ala.	62	52	25	11
2/4 at Aub.			25	12
2/8 at UConn				
2/11 Mizzou				
2/14 LSU				
2/18 at Tenn.				
2/21 Ky.				
2/28 at TAM				
Season Avg	60.4	47.1	22.0	11.8
SEC Avg.	61.8	46.3	18.9	13.9

## 2020-21 SCORING DIFFERENTIALS

### Season

<b>Largest lead in a win</b> .....	by 83 (119-36), 4th-0:45, vs. Charleston, 11/25
<b>Largest deficit overcome to win</b> .....	by 9 (32-41), 2nd, 0:02, at #10/8 Kentucky, 1/10
<b>Largest lead given up in a loss</b> .....	by 6 (15-9), 2nd-9:37, vs. NC State, 12/3
<b>Largest deficit in a loss</b> .....	by 8 (46-54), 4th-0:06, vs. NC State, 12/3

<b>Best Scoring Run</b> .....	22 points, 2nd qtr., 0:31, at Vanderbilt, 1/14
<b>Best Scoring Run Against</b> .....	12 points, 4th qtr., 2:44, Georgia, 1/21

### In SEC Regular Season

<b>Largest lead in a win</b> .....	by 63 (99-36), 4th, 4:43, at Vanderbilt, 1/14
<b>Largest deficit overcome to win</b> .....	by 9 (32-41), 2nd, 0:02, at #10/8 Kentucky, 1/10
<b>Largest lead given up in a loss</b> .....	
<b>Largest deficit in a loss</b> .....	

<b>Best Scoring Run</b> .....	22 points, 2nd qtr., 0:31, at Vanderbilt, 1/14
<b>Best Scoring Run Against</b> .....	12 points, 4th qtr., 2:44, Georgia, 1/21

## SOUTH CAROLINA'S RECORD WHEN...

	vs. Ranked	SEC	All
Record .....	6-1	10-0	15-1
Playing a ranked opponent.....	6-1	4-0	6-1
Playing at home .....	2-1	4-0	6-1
Playing on the road.....	3-0	6-0	7-0
Playing at neutral site .....	1-0		2-0
Leading at half .....	5-0	7-0	11-0
Trailing at half .....	1-1	3-0	3-1
Tied at half .....			1-0
Playing an overtime game .....			0-0
0 players score in double figures.....			0-0
1 player scores in double figures.....			0-0
2 players score in double figures.....	1-1	2-0	2-1
3 players score in double figures.....	3-0	3-0	4-0
4 players score in double figures.....	2-0	5-0	7-0
5 players score in double figures.....			1-0
More than 5 players in double figures.....			1-0
Starters out-score opponent's starters.....	6-0	10-0	14-0
Opponent's starters score equal/more.....	0-1		1-1
Bench out-scores opponent's bench.....	3-1	6-0	10-1
Opponent's bench scores equal/more.....	3-0	4-0	5-0
Shooting 50% or better .....	2-0	3-0	6-0
Shooting between 40-49% .....	3-0	5-0	7-0
Shooting between 30-39% .....	1-0	2-0	2-0
Shooting less than 30% .....	0-1		0-1
Opponent shoots 50% or better.....			0-0
Opponent shoots between 40-49%.....	2-0	2-0	4-0
Opponent shoots between 30-39%.....	4-0	6-0	7-0
Opponent shoots between 20-29%.....	0-1	2-0	3-1
Opponent shoots less than 20%.....			1-0
Shooting better than opponent.....	6-0	10-0	14-0
Shooting worse than/equal to opponent.....	0-1		1-1
Having more FTs made than opponent.....	5-0	8-0	12-0
Having equal/fewer FTs made than opponent.....	1-1	2-0	3-1
Out-rebounding opponent.....	6-1	10-0	15-1
Having equal/fewer rebounds than opponent.....			0-0
Having fewer TOs than opponent.....	3-0	5-0	8-0
Having equal or more TOs than opponent.....	3-1	5-0	7-1
Attempting more FT than 3FG.....	5-0	9-0	13-0
Attempting equal/fewer FT than 3FG.....	1-1	1-0	2-1
Making 5 or more 3FGs.....	2-0	4-0	7-0
Making fewer than 5 3FGs.....	4-1	6-0	8-1
Making no 3 FGs.....			0-0
Attempting 15 or more 3FGs.....	2-0	5-0	7-0
Attempting fewer than 15 3FGs.....	4-1	5-0	8-1
No South Carolina players foul out.....	5-0	10-0	14-0
One or more SC players foul out.....	1-1		1-1
No opposing players foul out.....	4-1	7-0	10-1
One or more opposing players foul out.....	2-0	3-0	5-0

	vs. Ranked	SEC	All
Assist at least half of field goals made.....	2-0	2-0	4-0
Assist on at least 2/3 of field goals made.....			0-0
Assist on less than half of field goals made.....	4-1	8-0	11-1
Scoring more pts. in paint than opponent.....	5-0	10-0	13-0
Scoring equal/fewer pts. in paint than opp. ....	1-1		2-1
Scoring more pts. off TOs than opponent.....	3-0	6-0	9-0
Scoring equal/fewer pts. off TOs than opp. ....	3-1	4-0	6-1
Scoring more 2nd-chance pts.....	6-0	11-0	15-0
Scoring equal/fewer 2nd-chance pts.....	0-1		0-1
Scoring more fast break pts.....	5-1	10-0	14-1
Scoring equal/fewer fast break pts.....	1-0		1-0
Wearing white uniforms.....	2-1	4-0	7-1
Wearing black uniforms.....	4-0	6-0	8-0
Wearing garnet uniforms.....			0-0
Playing in November.....	1-0		3-0
Playing in December.....	1-1	1-0	3-1
Playing in January.....	4-0	8-0	8-0
Playing in February.....		1-0	1-0
Playing in March.....			0-0
Playing during the day.....	2-0	3-0	7-0
Playing at night.....	4-1	7-0	8-1
Playing on Sunday.....	3-0	3-0	5-0
Playing on Monday.....	1-0	2-0	2-0
Playing on Tuesday.....			0-0
Playing on Wednesday.....			1-0
Playing on Thursday.....	2-1	5-0	6-1
Playing on Friday.....			0-0
Playing on Saturday.....			1-0
Margin is less than 5 pts. ....		1-0	1-0
Margin is between 5-9.....	2-1	1-0	2-1
Margin is between 10-19.....	2-0	4-0	6-0
Margin is between 20-29.....	2-0	3-0	3-0
Margin is between 30-39.....			0-0
Margin is between 40-49.....			0-0
Margin is 50 pts. or more.....		1-0	3-0
Having a 20-pt. scorer.....	3-0	7-0	7-0
Having a 30-pt. scorer.....			0-0
Scoring 49 points or less.....	0-1		0-1
Scoring 50-59 points.....			0-0
Scoring 60-69 points.....	1-0	2-0	2-0
Scoring 70-79 points.....	3-0	5-0	6-0
Scoring 80-89 points.....	1-0	1-0	3-0
Scoring 90-99 points.....			0-0
Scoring 100 points or more.....	1-0	2-0	4-0
Opponent scores 49 points or less.....		1-0	3-0
Opponent scores 50-59 points.....	2-1	4-0	4-1
Opponent scores 60-69 points.....	1-0	3-0	4-0
Opponent scores 70-79 points.....	2-0	1-0	3-0
Opponent scores 80-89 points.....	1-0	1-0	1-0
Opponent scores 90-99 points.....			0-0
Opponent scores 100 points or more.....			0-0

## 2020-21 TEAM HIGH/LOW – ALL GAMES

South Carolina Highs	South Carolina Lows	Category	Opponent Lows	Opponent Highs
119 vs. Charleston, 11/25	46 vs. NC State, 12/3	<b>Points in Game</b>	38, Charleston, 11/25	82, Arkansas, 1/18
62 vs. Arkansas, 2nd, 1/18	20 vs. NC State, 12/3	<b>Points in a Half</b>	13, at Vanderbilt, 1st, 1/14	45, Arkansas, 2nd, 1/18
62 vs. Charleston, 1st, 11/25				
34 vs. Charleston, 3rd, 11/25	8 vs. NC State, 12/3	<b>Points in a Quarter</b>	0, at Vanderbilt, 2nd, 1/14	23, vs. Gonzaga, 1st, 11/29
				23, vs. South Dakota, 3rd, 11/29
42 at Vanderbilt, 1/14	20 vs. NC State, 12/3	<b>Field Goals Made</b>	13, Charleston, 11/25	32, Arkansas, 1/18
42 vs. Charleston, 11/25				
79 vs. Florida, 12/31	54 vs. Gonzaga, 11/29	<b>Field Goal Attempts</b>	55, vs. Gonzaga, 11/29	74, at Kentucky, 1/10
				74, Charleston, 11/25
.592 (42-71) vs. Charleston, 11/25	.270 (20-74) vs. NC State, 12/3	<b>FG Percentage</b>	.176 (13-74), Charleston, 11/25	.527 (29-55), vs. Gonzaga, 11/29
13 at Iowa State, 12/6	2 at Miss. State, 1/28	<b>3-Point FG Made</b>	1, Georgia, 1/21	9, vs. Gonzaga, 11/29
	2 at LSU, 1/24		1, Charleston, 11/25	
	2 vs. Georgia, 1/21			
	2 at Kentucky, 1/10			
	2 vs. NC State, 12/3			
	2 vs. Gonzaga, 11/29			
26 at Iowa State, 12/6	4 at Kentucky, 1/10	<b>3-Point FG Attempts</b>	5, Georgia, 1/21	27, at Iowa State, 12/6
.600 (6-10) vs. Alabama, 1/31	.167 (2-12) vs. NC State, 12/3	<b>3-Point FG Percentage</b>	.043 (1-23), Charleston, 11/25	.538 (7-13), Arkansas, 1/18
31 vs. Charleston, 11/25	4 vs. NC State, 12/3	<b>Free Throws Made</b>	3, at Vanderbilt, 1/14	14, at Iowa State, 12/6
47 vs. Charleston, 11/25	11 vs. NC State, 12/3	<b>Free Throw Attempts</b>	8, vs. Georgia, 1/21	24, Charleston, 11/25
.950 (19-20) vs. Alabama, 1/31	.552 (16-29) vs. S. Dakota, 11/28	<b>FT Percentage</b>	.333 (5-15) at Miss. State, 1/28	.917 (11-12), at Kentucky, 1/10
			.333 (3-9), at Vanderbilt, 1/14	
73 vs. Charleston, 11/25	36 vs. Gonzaga, 11/29	<b>Rebounds</b>	24, at Iowa State, 12/6	49, NC State, 12/3
22 vs. Temple, 12/17	6 at Kentucky, 1/10	<b>Assists</b>	0, Charleston, 11/25	20, vs. Gonzaga, 11/29
14 vs. Georgia, 1/21	1 at Iowa State, 12/6	<b>Steals</b>	1, Temple, 12/17	12, at Kentucky, 1/10
14 vs. Georgia, 1/21	3 at LSU, 1/24	<b>Blocked Shots</b>	1, at LSU, 1/24	7, Georgia, 1/21
				7, at Kentucky, 1/10
				7, NC State, 12/3
19 at Iowa State, 12/6	6 vs. Temple, 12/17	<b>Turnovers</b>	8, vs. South Dakota, 11/28	23, Georgia, 1/21
22 vs. South Dakota, 11/28	8 vs. Temple, 12/17	<b>Fouls</b>	10, at Iowa State, 12/6	32, vs. Gonzaga, 11/29

## 2020-21 TEAM HIGH/LOW – SEC GAMES

South Carolina Highs	South Carolina Lows	Category	Opponent Lows	Opponent Highs
106 at Vanderbilt, 1/14	60 vs. Georgia, 1/21	<b>Points in Game</b>	43, at Vanderbilt, 1/14	82, Arkansas, 1/18
62 vs. Arkansas, 2nd, 1/18	23 at LSU, 1st, 1/24	<b>Points in a Half</b>	13, at Vanderbilt, 1st, 1/14	45, Arkansas, 2nd, 1/18
33 vs. Arkansas, 4th, 1/18	10 at Miss. State, 1st, 1/28	<b>Points in a Quarter</b>	0, at Vanderbilt, 2nd, 1/14	29, Florida, 3rd, 12/31
33 at Vanderbilt, 3rd, 1/14	10 at LSU, 2nd, 1/24			
42 at Vanderbilt, 1/14	22 vs. Georgia, 1/21	<b>Field Goals Made</b>	19, at Vanderbilt, 1/14	32, Arkansas, 1/18
79 vs. Florida, 12/31	57 at LSU, 1/24	<b>Field Goal Attempts</b>	56, at Alabama, 1/4	74, at Kentucky, 1/10
.553 (42-76) at Vanderbilt, 1/14	.355 (22-62) vs. Georgia, 1/21	<b>FG Percentage</b>	.292 (19-65), at Vanderbilt, 1/14	.451 (32-71), Arkansas, 1/18
8 vs. Arkansas, 1/18	2 at Miss. State, 1/28	<b>3-Point FG Made</b>	1, Georgia, 1/21	7, at Auburn, 2/4
	2 at LSU, 1/24			7, vs. Alabama, 1/31
	2 vs. Georgia, 1/21			7, Arkansas, 1/18
	2 at Kentucky, 1/10			7, Florida, 12/31
17 at Vanderbilt, 1/14	4 at Kentucky, 1/10	<b>3-Point FG Attempts</b>	5, Georgia, 1/21	21, vs. Alabama, 1/31
.600 (6-10) vs. Alabama, 1/31	.133 (2-15) at LSU, 1/24	<b>3-Point FG Percentage</b>	.150 (3-20), at Kentucky, 1/10	.538 (7-13), Arkansas, 1/18
19 vs. Alabama, 1/31	9 at Auburn, 2/4	<b>Free Throws Made</b>	3, at Vanderbilt, 1/14	13, at LSU, 1/24
19 at Miss. State, 1/28				
25 at LSU, 1/24	12 vs. Florida, 12/31	<b>Free Throw Attempts</b>	8, Georgia, 1/21	19, at Alabama, 1/4
25 at Vanderbilt, 1/14				
.950 (19-20) vs. Alabama, 1/31	.500 (12-24) at Alabama, 1/4	<b>FT Percentage</b>	.333 (5-15) at Miss. State, 1/28	.917 (11-12), at Kentucky, 1/10
			.333 (3-9), at Vanderbilt, 1/14	
60 at Vanderbilt, 1/14	39 at LSU, 1/24	<b>Rebounds</b>	28, at Vanderbilt, 1/14	39, Florida, 12/31
21 vs. Arkansas, 1/18	6 at Kentucky, 1/10	<b>Assists</b>	3, at Vanderbilt, 1/14	13, Georgia, 1/21
14 vs. Georgia, 1/21	4 at Auburn, 2/4	<b>Steals</b>	3, Florida, 12/31	12, at Kentucky, 1/10
	4 vs. Arkansas, 1/18			
14 vs. Georgia, 1/21	3 at LSU, 1/24	<b>Blocked Shots</b>	1, at LSU, 1/24	7, Georgia, 1/21
				7, at Kentucky, 1/10
20 vs. Georgia, 1/21	12 at Vanderbilt, 1/14	<b>Turnovers</b>	9, Arkansas, 1/18	23, Georgia, 1/21
16 vs. Arkansas, 1/18	12 at Auburn, 2/4	<b>Fouls</b>	14, Florida, 12/31	22, at LSU, 1/24
	12 at Vanderbilt, 1/14			



## 2020-21 INDIVIDUAL SUPERLATIVES – ALL GAMES

Category	South Carolina	Opponent
Points in Game	28 by Aliyah Boston vs. Florida, 12/31	32 by Rhyne Howard, at Kentucky, 1/10 32 by Ashley Joens, at Iowa State, 12/6
Points in a Half	23 by Destanni Henderson vs. Gonzaga, 2nd, 11/21	19 by Rhyne Howard, at Kentucky, 1/10 19 by Jordan Lewis, at Alabama, 2nd, 1/4
Points in a Quarter	15 by Aliyah Boston vs. Florida, 12/31	13 by Jordan Lewis, at Alabama, 3rd, 1/4
Field Goals Made	11 by Aliyah Boston vs. Arkansas, 1/18 11 by Aliyah Boston vs. Florida, 12/31	13 by Rhyne Howard, at Kentucky, 1/10
Field Goal Attempts	18 by Aliyah Boston vs. Florida, 12/31	25 by Rhyne Howard, at Kentucky, 1/10
FG Percentage	.900 (9-10) by Victoria Saxton at Vanderbilt, 1/14	.778 (7-9) by Jenn Wirth, vs. Gonzaga, 11/29
3-Point FG Made	5 by Zia Cooke vs. Temple, 12/17	4 by Cierra Walker, vs. Gonzaga, 11/29
3-Point FG Attempts	7 by Destanni Henderson at LSU, 1/24 7 by Zia Cooke vs. Temple, 12/17 7 by Zia Cooke vs. South Dakota, 11/28	9 by Chelsea Wooten, Charleston, 11/25
3-Point FG Percentage	1.000 (3-3) by Destanni Henderson vs. Alabama, 1/31	.667 (4-6) by Cierra Walker, vs. Gonzaga, 11/29
Free Throws Made	10 by Destanni Henderson vs. Gonzaga, 11/29	9 by Jordan Lewis, at Alabama, 1/4
Free Throw Attempts	13 by Destanni Henderson vs. Gonzaga, 11/29	11 by Jordan Lewis, at Alabama, 1/4
FT Percentage	1.000 (6-6) by Zia Cooke at Mississippi State, 1/28 1.000 (6-6) by Zia Cooke vs. Florida, 12/31	1.000 (8-8) by Ashley Joens, at Iowa State, 12/6 1.000 (8-8) by Elissa Cunane, NC State, 12/3
Rebounds	16 by Aliyah Boston vs. Arkansas, 1/18 16 by Aliyah Boston vs. Florida, 12/31	12 by Jakia Brown-Turner, NC State, 12/3 12 by Kayla Jones, NC State, 12/3 12 by Hannah Sjerven, vs. South Dakota, 11/28
Assists	10 by Destanni Henderson vs. Arkansas, 1/18	7 by Jill Townsend, vs. Gonzaga, 11/29 7 by Liv Korngable, vs. South Dakota, 11/28
Steals	4 by Laeticia Amihere vs. Georgia, 1/21 4 by Aliyah Boston vs. South Dakota, 11/28 4 by Destanni Henderson vs. Charleston, 11/25	5 by Robyn Benton, at Kentucky, 1/10
Blocked Shots	10 by Aliyah Boston vs. Georgia, 1/21	4 by Elissa Cunane, NC State, 12/3
Turnovers	6 by Destanni Henderson at LSU, 1/24 6 by Destanni Henderson at Kentucky, 1/10	6 by Kiara Smith, Florida, 12/31

## 2020-21 INDIVIDUAL SUPERLATIVES – SEC GAMES

Category	South Carolina	Opponent
Points in Game	28 by Aliyah Boston vs. Florida, 12/31	32 by Rhyne Howard, at Kentucky, 1/10
Points in a Half	19 by Aliyah Boston vs. Florida, 1st, 12/31	19 by Rhyne Howard, at Kentucky, 1/10 19 by Jordan Lewis, at Alabama, 2nd, 1/4
Points in a Quarter	15 by Aliyah Boston vs. Florida, 12/31	13 by Jordan Lewis, at Alabama, 3rd, 1/4
Field Goals Made	11 by Aliyah Boston vs. Arkansas, 1/18 11 by Aliyah Boston vs. Florida, 12/31	13 by Rhyne Howard, at Kentucky, 1/10
Field Goal Attempts	18 by Aliyah Boston vs. Florida, 12/31	25 by Rhyne Howard, at Kentucky, 1/10
FG Percentage	.900 (9-10) by Victoria Saxton at Vanderbilt, 1/14	.538 (7-13) by Tiara Young, at LSU, 1/24
3-Point FG Made	3 by Zia Cooke at Auburn, 2/4 3 by Destanni Henderson vs. Alabama, 1/31 3 by Brea Beal, 2x, vs. Arkansas, 1/18 and at Vandy, 1/14 3 by Aliyah Boston vs. Florida, 12/31	3 by Romi Levy, at Auburn, 2/4 3 by Jordan Lewis, vs. Alabama, 1/31 3 by Jasmine Walker, vs. Alabama, 1/31 3 by Jasmine Walker, at Alabama, 1/4
3-Point FG Attempts	7 by Zia Cooke at Auburn, 2/4 7 by Destanni Henderson at LSU, 1/24	7 by Jasmine Walker, vs. Alabama, 1/31 7 by Jasmine Walker, at Alabama, 1/4
3-Point FG Percentage	1.000 (3-3) by Destanni Henderson vs. Alabama, 1/31	.667 (2-3) by Myah Taylor, at Mississippi State, 1/28
Free Throws Made	6 by Zia Cooke at Mississippi State, 1/28 6 by Destanni Henderson at Kentucky, 1/10 6 by Zia Cooke vs. Florida, 12/31	9 by Jordan Lewis, at Alabama, 1/4
Free Throw Attempts	7 by Aliyah Boston at LSU, 1/24 7 by Destanni Henderson at Kentucky, 1/10 7 by LeLe Grissett at Alabama, 1/4 7 by Victoria Saxton at Alabama, 1/4	11 by Jordan Lewis, at Alabama, 1/4
FT Percentage	1.000 (6-6) by Zia Cooke at Mississippi State, 1/28 1.000 (6-6) by Zia Cooke vs. Florida, 12/31	1.000 (6-6) by Rhyne Howard, at Kentucky, 1/10
Rebounds	16 by Aliyah Boston vs. Arkansas, 1/18 16 by Aliyah Boston vs. Florida, 12/31	10 by Jessika Carter, at Mississippi State, 1/28
Assists	10 by Destanni Henderson vs. Arkansas, 1/18	5 by Myah Taylor, at Mississippi State, 1/28 5 by Destiny Slocum, vs. Arkansas, 1/18 5 by Kiara Smith, Florida, 12/31
Steals	4 by Laeticia Amihere vs. Georgia, 1/21	5 by Robyn Benton, at Kentucky, 1/10
Blocked Shots	10 by Aliyah Boston vs. Georgia, 1/21	3 by Jessika Carter, at Mississippi State, 1/28 3 by Amber Ramirez, vs. Arkansas, 1/18 3 by Ariyah Copeland, at Alabama, 1/4
Turnovers	6 by Destanni Henderson at LSU, 1/24 6 by Destanni Henderson at Kentucky, 1/10	6 by Kiara Smith, Florida, 12/31

## THE LAST TIME...

## INDIVIDUAL

## Scored 50 Points

**South Carolina** 51, Jocelyn Penn vs. Stetson, 1/4/03  
**Opponent** Never

## Scored 40 Points

**South Carolina** 51, Jocelyn Penn vs. Stetson, 1/4/03  
**Opponent** 46, Cornelia Gayden, LSU, 1/14/95

## Scored 30 Points

**South Carolina** 31, Te'a Cooper vs. Drake, 11/28/18  
**Opponent** 32, Ashley Joens, at Iowa State, 12/6/20

## Grabbed 20 Rebounds

**South Carolina** 25, Aliyah Boston vs. Arkansas, 1/9/20  
**Opponent** 24, Teaira McCowan, at Mississippi State, 1/17/19

## Grabbed 15 Rebounds

**South Carolina** 16, Aliyah Boston vs. Arkansas, 1/18/21  
**Opponent** 18, Kiah Gillespie, Florida State, 3/24/19

## Two Players with 20 or More Points

**South Carolina** Destanni Henderson 22/Aliyah Boston 20 at Kentucky, 1/10/21  
**Opponent** Alexis Tolefree 22/Amber Ramirez 20, Arkansas, 1/9/20

## Two Players with 10 or More Rebounds

**South Carolina** Aliyah Boston 12/Victoria Saxton 11 at Mississippi State, 1/28/21  
**Opponent** Jakia Brown-Turner 12/Kayla Jones 12, NC State, 12/3/20

## Three or More Players with 10 or More Rebounds

**South Carolina** A. Boston 12/V. Saxton 12/L. Amihere 11/L. Grissett 10 vs. Charleston, 11/25/20  
**Opponent** W. Rolle 12/J. Breland 10/L. Broomfield 10, vs. North Carolina, 12/19/10

## Had 10 Assists

**South Carolina** 10, Destanni Henderson vs. Arkansas, 1/18/21  
**Opponent** 12, Channise Lewis, Maryland, 11/18/18

## Had Five Steals

**South Carolina** 5, Destanni Henderson at Temple, 12/7/19  
**Opponent** 5, Robyn Benton, at Kentucky, 1/10/21

## Had Five Blocked Shots

**South Carolina** 10, Aliyah Boston vs. Georgia, 1/21/21  
**Opponent** 9, Ae'Rianna Harris, Purdue, 12/15/19

## Had 20 Points and 20 Rebounds

**South Carolina** Aja Wilson (27 pts/24 rebs) vs. LSU, 2/22/18  
**Opponent** Teaira McCowan (26 pts/24 rebs) at Mississippi State, 1/17/19

## Had a Double-Double

**South Carolina** Victoria Saxton (13 pts/11 rebs) at Mississippi State, 1/28/21  
**Opponent** Jessica Carter (12 pts/10 rebs), at Mississippi State, 1/28/21

## Two Players had a Double-Double

**South Carolina** Aliyah Boston (26 pts/16 rebs) / Destanni Henderson (14 pts/10 assts) vs. Arkansas, 1/18/21  
**Opponent** J. Brown-Turner (11 pts/12 rebs)/Kayla Jones (16 pts/12 rebs), NC State, 12/3/20

## Three or More Players had a Double-Double

**South Carolina** L. Amihere (11 pts/11 rebs) / A. Bason (11 pts/12 rebs) / L. Grissett (13 pts/10 rebs) / V. Saxton (19 pts/12 rebs) vs. Charleston, 11/25/20  
**Opponent** Shakira Austin (10 pts/16 rebs) / Kaila Charles (17 pts/10 rebs) / Channise Lewis (10 pts/12 assts), Maryland, 11/18/18

## Had a Triple-Double

**South Carolina** Aliyah Boston (16 pts/11 rebs/10 blks) vs. Georgia, 1/21/21  
**Opponent** Never

## TEAM

## Scored 100 Points

**South Carolina** 104 vs. Arkansas, 1/18/21  
**Opponent** 103, Clemson, 11/21/03

## Won by 30 or More Points

**South Carolina** 106-43 (63) at Vanderbilt, 1/14/21  
**Opponent** 66-34 (32), Georgia, 3/4/11

## Shot 65% or Better from the Field

**South Carolina** .667 (36-54) at Vanderbilt, 1/18/18  
**Opponent** Never

## Shot 60% or Better from the Field

**South Carolina** .603 (35-58) at Georgia, 1/26/20  
**Opponent** .604 (29-48), Vanderbilt, 1/18/01

## Shot 50% or Better from the Field

**South Carolina** .508 (31-61) vs. Alabama, 1/31/21  
**Opponent** .527 (29-55), vs. Gonzaga, 11/29/20

## No Players in Double-Figure Points

**South Carolina** at Auburn, 1/19/12  
**Opponent** Charleston, 11/25/20

## Five Players in Double-Figure Points

**South Carolina** vs. Temple, 12/17/20  
**Opponent** at Alabama, 1/5/20

## More Than Five Players in Double-Figure Points

**South Carolina** 7 vs. Charleston, 11/25/20  
**Opponent** 6 Maryland, 11/18/18

## Faced AP Top-25 Opponent

**Win** 75-52 at No. 21 Mississippi State, 1/28/21  
**Loss** 57-71 vs. No. 17 Indiana, 11/28/19

## Faced AP Top-10 Opponent

**Win** 75-70 at No 10 Kentucky, 1/10/21  
**Loss** 46-54 vs. No. 8 NC State, 12/3/20

## Faced AP Top-5 Opponent

**Win** 70-52 vs. No. 5 UConn, 2/10/20  
**Loss** 64-68 vs. No. 5 Mississippi State, 3/3/19

## Faced AP No. 1 Team

**Win** Never  
**Loss** 68-93 vs. Baylor, 3/30/19

## Overtime Game

**Win** 58-55 vs. Drexel, 11/28/12  
**Loss** 85-90 vs. Drake, 11/24/18

## Double-Overtime Game

**Win** 82-73 at Purdue, 12/16/18  
**Loss** 92-94 at Clemson, 11/19/09

## South Carolina Was Ranked (AP Poll)

**No. 1** 11/30/20  
**Top 5** No. 2, 2/1/21  
**Top 10** No. 6, 12/2/19  
**Top 25** No. 15, 3/19/19

## SOUTH CAROLINA SINGLE-QUARTER RECORDS

TEAM	
<b>Scoring</b>	
<b>Most</b>	<b>Points</b>
1. vs. Saint Peter's, 11/22/16, 1st qtr.	37
2. at Vanderbilt, 1/12/20, 3rd qtr. vs. Alabama State, 3rd qtr.	36
4. vs. App State, 11/17/19, 1st qtr. vs. Arkansas, 3/8/19, 3rd qtr. at Arkansas, 2/3/19, 4th qtr. vs. Arkansas, 1/3/16, 2nd qtr.	35
<b>Fewest</b>	<b>Points</b>
1. vs. App State, 12/5/18, 4th qtr.	5
2. vs. Indiana, 11/28/19, 4th qtr. vs. St. John's, 11/25/17, 2nd qtr. vs. Stanford, 3/31/17, 2nd qtr. vs. UCLA, 12/18/16, 1st qtr.	6
<b>Fewest Allowed</b>	<b>Points</b>
1. at Vanderbilt, 1/14/21, 2nd qtr. at Ole Miss, 1/30/20, 1st qtr.	0
3. vs. UConn, 2/10/20, 1st qtr.	2
4. vs. App State, 11/17/19, 1st qtr. vs. Belmont, 3/22/19, 2nd qtr. vs. Savannah State, 12/17/17, 3rd qtr.	3
<b>Most Allowed</b>	<b>Points</b>
1. vs. Baylor, 12/2/18, 1st qtr. at Maryland, 11/13/17, 4th qtr. vs. Kentucky, 2/26/17, 4th qtr.	32
4. vs. Arkansas, 3/8/19, 3rd qtr. vs. Connecticut, 3/26/18, 1st qtr. vs. Syracuse, 3/25/16, 4th qtr.	30
<b>Margin of Difference</b>	
<b>Lead</b>	<b>Score Margin</b>
1. vs. Alabama State, 11/5/19, 3rd qtr.	36-9 +37
2. vs. App State, 11/17/19, 1st qtr.	35-3 +32
3. vs. Charleston, 11/25/20, 3rd qtr. vs. USC Upstate, 11/21/19, 3rd atr. vs. Arkansas, 1/3/16, 2nd qtr.	34-8 +26
5. vs. Saint Peter's, 11/22/16, 1st qtr.	37-12 +25
<b>Deficit</b>	<b>Score Margin</b>
1. vs. UConn, 2/1/18, 2nd qtr.	8-29 -21
2. at Tennessee, 2/15/18, 3rd qtr.	9-29 -20
3. vs. Baylor, 12/2/18, 1st qtr. at Mississippi State, 2/5/18, 4th qtr.	13-32 -19
5. vs. Indiana, 11/28/19, 4th qtr. vs. Connecticut, 3/26/18, 1st qtr.	6-24 -18
<b>Field Goals</b>	
<b>Made</b>	<b>FGM</b>
1. at Florida, 2/27/20, 1st qtr. vs. Saint Peter's, 11/22/16, 1st qtr.	15
3. vs. App State, 11/17/19, 1st qtr. vs. Notre Dame, 11/26/17, 4th qtr. vs. Arkansas, 1/3/16, 2nd qtr.	14
<b>Attempts</b>	<b>FGA</b>
1. vs. Arkansas, 3/7/20, 4th qtr.	28
2. vs. Arkansas, 1/9/20, 3rd qtr.	25
3. at Alabama, 1/4/21, 3rd qtr. vs. South Dakota, 11/28/20, 2nd vs. Charleston, 11/25/20, 3rd	24

<b>Highest Percentage</b>		<b>FGM-A</b>	<b>Pct</b>
1. vs. Kentucky, 3/5/16, 4th qtr.		11-13	.846
2. at Kentucky, 1/21/18, 3rd qtr.		9-11	.818
3. vs. Belmont, 3/22/19, 3rd qtr. vs. Quinnipiac, 3/25/17, 3rd qtr.		13-16	.813
5. vs. Charleston, 11/25/20, 2nd qtr. vs. Hampton, 12/16/15, 3rd qtr.		12-15	.800
		8-10	.800
<b>Lowest Percentage</b>		<b>FGM-A</b>	<b>Pct</b>
1. vs. Georgia, 1/12/17, 2nd qtr.		1-12	.083
2. vs. NC State, 12/3/20, 2nd qtr.		2-19	.105
3. at Iowa State, 12/6/20, 4th atr.		1-9	.111
4. vs. UCLA, 12/18/16, 1st qtr.		2-15	.133
5. vs. Stanford, 3/31/17, 2nd qtr.		2-14	.143
<b>Lowest Percentage Allowed</b>		<b>FGM-A</b>	<b>Pct</b>
1. at Vanderbilt, 1/14/21, 2nd qtr. at Ole Miss, 1/30/20, 1st qtr. vs. Purdue, 12/15/19, 4th qtr.		0-16	.000
4. vs. App State, 11/17/19, 1st qtr. vs. CofC, 12/5/17, 2nd qtr. vs. St. John's, 11/25/17, 1st qtr.		0-9	.000
		0-8	.000
		1-18	.056
		1-18	.056
		1-17	.059
<b>Highest Percentage Allowed</b>		<b>FGM-A</b>	<b>Pct</b>
1. vs. Drake, 11/24/18, 2nd qtr.		11-13	.846
2. at LSU, 1/15/17, 2nd qtr.		9-12	.750
3. vs. Tennessee, 1/14/18, 2nd qtr. vs. Quinnipiac, 3/25/17, 2nd qtr.		8-11	.727
5. vs. Connecticut, 3/26/18, 2nd qtr. at Missouri, 1/7/18, 4th qtr.		8-11	.727
		10-14	.714
		5-7	.714
<b>Rebounding</b>			
<b>Total</b>		<b>Rebs</b>	
1. vs. Arkansas, 3/7/20, 4th qtr.		28	
2. vs. Charleston, 11/25/20, 3rd qtr.		22	
3. vs. Charleston, 11/25/20, 1st qtr. at Ohio State, 11/14/16, 1st qtr.		20	
5. vs. Temple, 12/17/20, 4th qtr. vs. Arkansas, 1/9/20, 3rd qtr. vs. Arkansas, 1/9/20, 1st qtr. vs. Purdue, 12/15/19, 4th qtr. vs. CofC, 12/5/17, 1st qtr.		19	
		19	
		19	
		19	
		19	
<b>Margin</b>		<b>Rebs</b>	<b>Margin</b>
1. vs. Charleston, 11/25/20, 3rd qtr.		22-4	+18
vs. Arkansas, 3/7/20, 4th qtr.		21-5	+16
3. vs. Temple, 12/17/20, 4th qtr. at Alabama, 2/22/16, 4th qtr.		19-4	+15
5. vs. Arkansas, 1/25/18, 1st qtr. vs. Clemson, 12/15/16, 2nd qtr.		18-3	+15
		18-4	+14
		18-4	+14

INDIVIDUAL	
<b>Scoring</b>	
<b>Most</b>	<b>Points</b>
1. Kaela Davis at Auburn, 1/5/17, 1st qtr.	19
2. A'ja Wilson vs. Notre Dame, 11/26/17, 4th qtr.	18
3. Alexis Jennings at Florida, 2/17/19, 3rd qtr.	17
4. Aliyah Boston vs. Florida, 12/31/20, 2nd qtr. Herbert Harrigan vs. Texas A&M, 3/1/20, 1st qtr. Kaela Davis vs. Quinnipiac, 3/25/17, 3rd qtr . Tina Roy vs. Arkansas, 1/3/16, 3rd qtr.	15
	15
	15
	15
<b>Rebounding</b>	
<b>Most</b>	<b>Rebs</b>
1. Le'Lea Grissett at Vanderbilt, 1/14/21, 4th qtr.	9
Aliyah Boston vs. UConn, 2/10/20, 1st qtr.	9
Aliyah Boston vs. Arkansas, 1/9/20, 1st atr.	9
Alaina Coates at Arkansas, 2/5/17, 1st qtr.	9
Alaina Coates at Georgia, 1/26/17, 2nd qtr .	9



### Notables

- 5-Time National Attendance Leader (2015-present)
- NCAA Tournament Host in 2015, 2016, 2017, 2018
- 81 consecutive regular-season games with at least 10,000 fans (Jan. 2, 2015) – overall streak, including postseason games, is 46 (Nov. 10, 2017)
- 5 official sellouts (18,000) since 2015-16 season
- 2 undefeated seasons at home
- Longest home win streak – 45 games (2/24/13-2/4/16)

### Great Gamecock Fans

18,000	UConn, 2/10/20
18,000	Mississippi State, 3/3/19
18,000	UConn, 2/1/18
18,000	Kentucky, 2/26/17
18,000	UConn, 2/8/16
17,712	Clemson, 11/22/02*
17,156	Kentucky, 1/11/15
16,815	Ohio State, 11/13/15
16,465	Auburn, 1/2/15
16,429	Duke, 12/6/15

\* Inaugural Night of Colonial Life Arena

### Year-by-Year Record

Year	Record	Pct.	Att. Avg.
2002-03	14-2	.875	3,244
2003-04	5-6	.455	1,828
2004-05	8-9	.471	1,764
2005-06	12-5	.706	1,455
2006-07	15-5	.750	1,845
2007-08	12-6	.667	1,802
2008-09	6-9	.400	2,793
2009-10	7-5	.583	3,442
2010-11	14-5	.737	2,996
2011-12	12-3	.800	3,139
2012-13	12-3	.800	4,082
2013-14	16-0	1.000	6,371
2014-15	16-0	1.000	12,293
2015-16	16-1	.941	14,364
2016-17	15-1	.938	12,277
2017-18	15-2	.882	13,239
2018-19	11-4	.733	11,539
2019-20	14-0	1.000	11,805
2020-21	6-1	.857	3,500*
<b>Total</b>	<b>226-67</b>	<b>.771</b>	<b>6,127*</b>
<b>Staley Era</b>	<b>160-34</b>	<b>.825</b>	<b>8,195*</b>

\* 2020-21 attendance not counted in average due to COVID-19 regulation restrictions

In women's basketball, Colonial Life Arena has become one of the most feared places to play as enormous crowds fill the building with passion for the Gamecocks.

The state of South Carolina has rallied around head coach Dawn Staley's program in unprecedented numbers as the Gamecocks have led the nation in average attendance in each of the last six seasons. The Gamecocks were one of a few programs to finish the season averaging over 10,000 fans and boast five sellouts (18,000) in the last five seasons.

Colonial Life Arena is more than just the home of South Carolina men's and women's basketball, though. It is also a thriving entertainment venue that the city of Columbia and its surrounding metropolitan area are able to enjoy throughout the year.

Colonial Life Arena is the largest arena in the state of South Carolina with 18,000 seats, and the 10th-largest on-campus basketball facility in the nation. Located on the beautiful University of South Carolina campus, this one-of-a-kind facility features 41 suites, four entertainment suites, and the Frank McGuire Club, a full-service hospitality room that has a capacity of 300. The state-of-the-art facility also features plush seating, a technologically advanced sound system and a one-of-a-kind selection of unique concession foods that will delight fans of all ages.

In Summer 2017, a 12-display center-hung video board and ribbon boards were added to the arena bowl at a cost of \$4.2 million. The center-hung board features four convex-curved main displays that measure approximately 12' x 20' and can show any combination of live video, instant replays, statistics and game information, graphics and animations, and sponsorship messages.

The Arena has hosted numerous sold out shows, including Barnum and Bailey Circus, Paul McCartney, country superstars Kenny Chesney and Taylor Swift, WWE Wrestling, Kanye West and numerous other acts.

The largest building ever constructed at the University of South Carolina at 342,000 square feet, the Arena has an intimate double-deck design that puts every seat close to the action. The cantilever of the upper deck over the lower deck extends further than any other arena of its size with great sight lines.

Two spacious locker rooms for Gamecock men's and women's basketball include team meeting rooms, recruiting rooms, coaches locker rooms and an athletic training room.

***"It is a beautiful thing to see unfold because a lot of people really didn't think it could get done. I tip my hat to Gamecock Nation for making this a wonderful place and creating a home court advantage that allows us to win close basketball games."***

– South Carolina Head Coach Dawn Staley





# DAWN STALEY

## Head Coach

### 13th Season at South Carolina

Catapulting South Carolina into the national spotlight, Dawn Staley has made the Gamecocks a mainstay in the battle for SEC and national championships. In 2017-18, she capped her first decade in Garnet and Black by leading her team to its fourth-straight SEC Tournament title, the first four-peat champion in league history, and celebrating the program's first National Player of the Year and No. 1 WNBA Draft pick in Aja Wilson. Staley's staff has signed two No. 1 recruiting classes in the last three seasons (2019, 2021) and finished the 2019-20 season as the unanimous No. 1 team in the country.

Staley's 12 seasons at the helm of the Gamecocks include:

- 2017 NCAA National Championship
- 162 consecutive weeks ranked in the AP Top 25, including 91 weeks in the top five
- Eight 25-win seasons, including four 30-win campaigns led by a school-record 34 victories in 2014-15
- Five SEC regular-season championships (2014, 2015, 2016, 2017, 2020)
- Five SEC Tournament titles (2015, 2016, 2017, 2018, 2020)
- Six NCAA Attendance titles, averaging over 10,000 fans each season (2015, 2016, 2017, 2018, 2019, 2020)

While her coaching career is in full bloom, Staley is still recognized for her body of work as a one of the most decorated participants in United States women's basketball history. The Naismith Memorial Basketball Hall of Fame solidified that legacy with her enshrinement as part of the Class of 2013. The Phoenix Club of Philadelphia established the Dawn Staley Award recognizing the nation's top guard in women's Division I basketball in 2013 as well. Staley was inducted into the Women's Basketball Hall of Fame as part of the Class of 2012.

In her 21st season as a head coach, Staley has led her teams to 10 25-win seasons, a total of 16 postseason appearances (two WNIT) and 113 weeks in the Associated Press top 10, including 24 in the No. 1 spot. Also a force in USA Basketball, she was named the U.S. Women's National Team head coach for 2017-21, already leading the U.S. to 2018 FIBA World Cup gold to earn USAB National Coach of the Year honors. Prior to that appointment, Staley led three other U.S. teams to gold medals – 2015 FIBA U19 World Championships, 2014 FIBA U18 Americas Championship, 2007 Pan Am Games – and served as an assistant on the Senior National Team 2006-08 and again 2014-16, during which the U.S. claimed gold in the 2014 FIBA World Championship and the 2008 and 2016 Olympics.

At the helm of the Gamecocks over the last 12 seasons, Staley has twice been named National Coach of the Year (2014, 2020) with her 2020 unanimous selection making her the first former Naismith Player of the Year to earn the Naismith Coach of the Year award. She is a four-time SEC Coach of the Year and was the 2012 BCA Female Coach of the Year. She is the only Gamecock basketball coach – men's or women's – to amass 300 victories at South Carolina and became the fastest coach to 200 wins in program history, needing just 277 games at South Carolina to reach the plateau.

Staley has coached a National Player of the Year (Aja Wilson, 2018) and a National Freshman of the Year (Aliyah Boston, 2020). Under her leadership, Six Gamecocks have collected 12 All-America selections, two have picked up five SEC Player of the Year honors, three have earned SEC Defensive Player of the Year recognition a total of four times, one has been the SEC 6th Player of the Year and six were named SEC Freshman of the Year. She has coached 17 Gamecocks to All-SEC honors a combined 32 times, including 14 first-team selections, and eight Gamecocks have been selected in the WNBA Draft in the last five seasons, including 2018 No. 1 pick Aja Wilson who went on to earn WNBA Rookie of the Year honors a year after Allisha Gray became the first Gamecock to capture the honor in 2017. Two other Gamecock draftees earned WNBA All-Rookie Team honors as well.

On Staley's watch, the Gamecocks are enjoying the most sustained success in program history. After posting back-to-back 25-win seasons in 2011-12 and 2012-13 for the first time in more than 30 years, the 2014-15 team broke the school record with 34 wins. South Carolina won more SEC games than the season before in each of her first seven seasons, culminating in the 2015-16 team recording just the second 16-0 conference record in league history. Her Gamecocks are the only SEC program with multiple 16-0 seasons in league history after they matched that mark in 2019-20. Staley's 138 SEC wins account for 68.3 percent of the program's total 202 wins over its 28 seasons in the league. She has delivered the only five SEC championships in program history, and she has helped the Gamecocks to nine of the program's 10 top-four finishes in the league.

## YEAR-BY-YEAR AT SOUTH CAROLINA

Year	School	Record	Conf. Rec.	Conf. Finish	Postseason
2008-09	South Carolina	10-18	2-12	11th	
2009-10	South Carolina	14-15	7-9	T-7th	
2010-11	South Carolina	18-15	8-8	T-5th	WNIT 2nd Round
2011-12	South Carolina	25-10	10-6	T-4th	NCAA Sweet 16
2012-13	South Carolina	25-8	11-5	T-4th	NCAA 2nd Round
2013-14	South Carolina	29-5	14-2	1st	NCAA Sweet 16
2014-15	South Carolina	34-3	15-1	T-1st	SEC Tourn. Champ./NCAA Final Four
2015-16	South Carolina	33-2	16-0	1st	SEC Tourn. Champ./NCAA Sweet 16
2016-17	South Carolina	33-4	14-2	1st	SEC Tourn. Champ./NCAA Champ.
2017-18	South Carolina	29-7	12-4	T-2nd	SEC Tourn. Champ./NCAA Elite Eight
2018-19	South Carolina	23-10	13-3	2nd	NCAA Sweet 16
2019-20	South Carolina	32-1	16-0	1st	SEC Tourn. Champ./NCAA cancelled
2020-21	South Carolina	15-1	10-0		
<b>At SC</b>	<b>13th season</b>	<b>320-99</b>	<b>148-52</b>	<b>5 SEC Titles</b>	<b>5 SEC Tourn. Titles, 1 NCAA Title, 7 Sweet 16s</b>
<b>At Temple</b>	<b>8 seasons</b>	<b>172-80</b>	<b>100-25</b>	<b>3 A-10 Titles</b>	<b>4 A-10 Tourn. Titles, 6 NCAA appearances</b>
<b>Career</b>	<b>21st season</b>	<b>492-179</b>	<b>248-77</b>		

## QUICK FACTS

### Coaching Highlights

#### College

- 14 NCAA Tournament Appearances (8 at South Carolina)
- NCAA National Champion (2017)
- 15 20-Win Seasons (9 at South Carolina)
- 6 Regular-Season Conference Titles (SEC 2014, 2015, 2016, 2017, 2020; A-10 2008)
- 9 Conference Tournament Titles (SEC 2015, 2016, 2017, 2018, 2020; A-10 2002, 2004, 2005, 2006)
- National Coach of the Year (ESPN, AP, WBCA, Naismith, USBWA), 2020
- 3-time Naismith National Coach of the Year Finalist (2014, 2015, 2016)
- Basketball Times National Coach of the Year (2014)
- 4-time WBCA Region Coach of the Year (Region 3 2014, 2015, 2016; Region 1 2005)
- Six-time Conference Coach of the Year (SEC 2014, 2015, 2016, 2020; A-10 2004, 2005)

#### USA Basketball

- Senior National Team Head Coach (2017-present) – FIBA AmeriCup gold medal (2019), FIBA World Cup gold medal (2018), National Coach of the Year (2018)
- Senior National Team Asst. Coach (2006-08, 2014-16) – Rio Olympics gold medal (2016), FIBA World Championship gold medal (2014), Beijing Olympics gold medal (2008), FIBA Americas Championship gold medal (2007), FIBA World Championship bronze medal (2006)
- U19 National Team Head Coach – FIBA U19 World Championship gold medal (2015), co-National Coach of the Year (2015)
- U18 National Team Head Coach – FIBA U18 Americas Championship gold medal (2014)
- Pan Am Games Head Coach – Gold medal (2007)

### Playing Highlights

#### U.S. Professional – 11 seasons

- Five-time WNBA All-Star (2001, 2002, 2003, 2005, 2006)
- Two-time ABL All-Star (1997, 1998)
- WNBA All-Decade Team

#### USA Basketball

- Olympic gold medalist (1996, 2000, 2004)
- Flag bearer for U.S. in Olympic Games Opening Ceremony (2004)
- Two-time USA Basketball Female Athlete of the Year (1994, 2004)

#### College – Virginia (1989-92)

- Kodak All-America (1990, 1991, 1992)
- Honda-Broderick Cup Award for Collegiate Female Athlete of the Year (1991)
- Two-time ACC Player of the Year (1991, 1992)
- NCAA Tournament MOP (1991)

### Other Notables

- Naismith Memorial Basketball Hall of Fame, Class of 2013
- Order of the Palmetto Recipient (2013)
- Women's Basketball Hall of Fame, Class of 2012





# LAETICIA AMIHERE

6-4 • So. • Forward • Mississauga, Ontario

# 15

## Career Stats at South Carolina

Season	gp-gs	min/avg	fg-fga	pct	3fg-fga	pct	ft-fa	pct	off	def	tot	avg	pf	fo	ast	to	blk	stl	pts	avg
2019-20	29-0	372/12.8	48-115	.417	7-13	.538	33-61	.541	42	72	114	3.9	58	1	16	45	33	18	136	4.7
2020-21	16-1	300/18.8	40-111	.360	0-8	.000	30-51	.588	37	49	86	5.4	37	1	18	34	19	13	110	6.9
<b>TOTAL</b>	<b>45-1</b>	<b>672/14.9</b>	<b>88-226</b>	<b>.389</b>	<b>7-21</b>	<b>.333</b>	<b>63-112</b>	<b>.563</b>	<b>79</b>	<b>121</b>	<b>200</b>	<b>4.4</b>	<b>95</b>	<b>2</b>	<b>34</b>	<b>79</b>	<b>52</b>	<b>31</b>	<b>246</b>	<b>5.5</b>

## Career Notables

- In 2019-20, showed flashes of athleticism and talent that made her the No. 10 overall recruit in the Class of 2019
- Joined team in Jan. 2019 to recover from knee injury that ended her senior year of high school early
- Was part of Team Canada the competed at the FIBA Olympic Qualifying Tournament in Belgium (Feb. 7-9, 2020), during which Canada qualified for the Tokyo Olympics

## Season Highlights

- Added 15 pounds of muscle in the offseason and improved vertical jump from 22 to 28 inches, long jump from 7-8 to 8-4 and 3/4-court speed from 3.27 seconds to 2.96 seconds
- Ranks 10th in the SEC in blocked shots (1.2)
- Cracked double figures for the second game in a row at Vanderbilt (Jan. 14), pouring in 11 points along with tying her career high in blocks and steals with three each
- Scored eight of her 10 points in the first half at #10/8 Kentucky (Jan. 10) to keep the game close and added her final points on a putback late in the third quarter that gave the Gamecocks their first lead of the night
- Drew her first career start against Temple (Dec. 17), scoring the first Gamecocks' first points of the game as part of her 11 in the outing for her fourth double-figure scoring game in six outings
- Hit a pair of free throws to stop an 8-2 first-quarter run at #23/18 Iowa State (Dec. 6), keeping the Gamecocks in front
- Snagged a career best 15 rebounds, seven coming on the offensive glass, against NC State (Dec. 3) to tally her second double-double of the season
- Played a career-high 31 minutes against South Dakota (Nov. 28) where she poured in 11 points off the bench
- Opened the season with her first career double-double, scoring 11 points and pulling down 11 rebounds against the College of Charleston (Nov. 25)

## Awards

SEC Winter Academic Honor Roll (2019-20)  
SEC Community Service Team (2019-20)

## High School

WBCA All-America Honorable Mention (2019)

## Team Canada

2020 FIBA Olympic Qualifying Tourn. (Belgium)  
2017 FIBA U19 World Cup, bronze medal  
2017 FIBA U19 World Cup, All-Tournament Team  
2016 FIBA U17 FIBA World Cup  
2015 FIBA U16 Americas Cup, gold medal

## Miscellaneous

	Season	Career	Record
<b>Double-Doubles</b>	2	2	1-1
<b>10+ Points</b>	6	10	9-1
<b>10+ Rebounds</b>	2	2	1-1
<b>Team-High Pts.</b>	1	2	1-1
<b>Team-High Rebs.</b>	2	4	3-1
<b>Tm-High Assists</b>	0	1	1-0

## Career Highs

**Pts**.....16 at Ole Miss, 1/30/20  
**FG**.....6, 2x, last at Ole Miss, 1/30/20  
**FGA**.....16 vs. NC State, 12/3/20  
**3FG**.....2 at Ole Miss, 1/30/20  
**3FGA**.....3 at Ole Miss, 1/30/20  
**FT**.....5, 2x, last vs. Temple, 12/17/20  
**FTA**.....9 vs. College of Charleston, 11/25/20  
**Reb**.....15 vs. NC State, 12/3/20  
**Off Reb**.....7 vs. NC State, 12/3/20  
**Blk**.....3, 7x, last vs Arkansas, 1/18/21  
**Stl**.....4 vs. Georgia, 1/21/21  
**Asst**.....3, 2x, last vs. Duke, 12/19/19  
**Min**.....31 vs. South Dakota, 11/28/20

## SEC Career Highs

**Pts**.....16 at Ole Miss, 1/30/20  
**FG**.....6, 2x, last at Ole Miss, 1/30/20  
**FGA**.....9, 3x, last at Mississippi State, 1/28/21  
**3FG**.....2 at Ole Miss, 1/30/20  
**3FGA**.....3 at Ole Miss, 1/30/20  
**FT**.....3, 4x, last at Vanderbilt, 1/14/21  
**FTA**.....5 at Vanderbilt, 1/14/21  
**Reb**.....9, 2x, last at Auburn, 2/4/21  
**Off Reb**.....5 at Florida, 2/27/20  
**Blk**.....3, 5x, last vs Arkansas, 1/18/21  
**Stl**.....4 vs. Georgia, 1/21/21  
**Asst**.....2, 4x, last at Mississippi State, 1/28/21  
**Min**.....24 at Kentucky, 1/10/21

## GAME-BY-GAME

Opponent	Date	gs	min	Total		3-Pointers		Free throws		Rebounds				pf	a	t/o	blk	stl	pts	avg
				fg-fga	pct	3fg-fga	pct	ft-fa	pct	off	def	tot	avg							
COL. OF CHARLESTON	11/25/20	23	3-4	750	0-1	.000	5-9	.556	2	9	11	11.0	4	2	2	2	0	11	11.0	
vs South Dakota	11/28/20	30	4-12	.333	0-1	.000	3-6	.500	5	4	9	10.0	3	1	2	3	0	11	11.0	
vs #21/20 Gonzaga	11/29/20	24	2-5	400	0-0	.000	2-5	.400	1	3	4	8.0	3	2	1	1	0	6	9.3	
#8/6 NC STATE	12/03/20	27	5-16	.313	0-2	.000	1-3	.333	7	8	15	9.8	1	2	2	2	0	11	9.8	
at #23/18 Iowa State	12/06/20	7	0-3	.000	0-0	.000	4-4	1.000	2	0	2	8.2	5	1	1	0	0	4	8.6	
TEMPLE	12/17/20	15	3-6	500	0-1	.000	5-5	1.000	0	3	3	7.3	2	1	1	0	1	11	9.0	
FLORIDA	12/31/20	12	1-5	200	0-1	.000	0-0	.000	2	1	3	6.7	3	2	3	2	1	2	8.0	
at Alabama	01/04/21	15	1-7	.143	0-0	.000	1-2	.500	4	1	5	6.5	0	0	5	0	0	3	7.4	
at #10/8 Kentucky	01/10/21	24	5-9	.556	0-1	.000	0-0	.000	2	2	4	6.2	0	1	3	0	1	10	7.7	
at Vanderbilt	01/14/21	19	4-7	.571	0-0	.000	3-5	.600	4	4	8	6.4	3	1	1	3	3	11	8.0	
#15/16 ARKANSAS	01/18/21	18	3-7	.429	0-0	.000	0-0	.000	1	0	1	5.9	2	2	1	3	1	6	7.8	
#22/23 GEORGIA	01/21/21	17	1-4	.250	0-0	.000	2-4	.500	2	0	2	5.6	3	1	2	1	4	4	6.5	
at LSU	01/24/21	7	0-0	.000	0-0	.000	0-0	.000	0	2	2	5.3	1	0	1	0	0	0	7.9	
at #21/19 Mississippi State	01/28/21	18	3-9	.333	0-1	.000	1-1	1.000	1	6	7	5.4	3	2	3	0	1	7	6.9	
ALABAMA	01/31/21	21	3-8	.375	0-0	.000	1-1	1.000	1	0	1	5.1	1	0	1	0	1	7	6.9	
at Auburn	02/04/21	23	2-9	.222	0-0	.000	2-6	.333	3	6	9	5.4	3	0	5	2	0	6	6.9	
<b>Totals</b>		<b>1</b>	<b>300</b>	<b>40-111</b>	<b>.360</b>	<b>0-8</b>	<b>.000</b>	<b>30-51</b>	<b>.588</b>	<b>37</b>	<b>49</b>	<b>86</b>	<b>5.4</b>	<b>37</b>	<b>18</b>	<b>34</b>	<b>19</b>	<b>13</b>	<b>110</b>	<b>6.9</b>

Games played: 16  
Minutes/game: 18.8  
Points/game: 6.9  
FG Pct: 36.0  
3FG Pct: 0.0  
FT Pct: 58.8

Rebounds/game: 5.4  
Assists/game: 1.1  
Turnovers/game: 2.1  
Assist/turnover ratio: 0.5  
Steals/game: 0.8  
Blocks/game: 1.2







# ALIYAH BOSTON

6-5 • So. • Forward • St. Thomas, U.S.V.I.

# 4

## Career Stats at South Carolina

Season	gp-gs	min/avg	fg-fga	pct	3fg-fga	pct	ft-fa	pct	off	def	tot	avg	pf	fo	ast	to	blk	stl	pts	avg
2019-20	33-33	786/23.8	174-286	.608	2-12	.167	62-84	.738	117	193	310	9.4	68	1	34	37	86	42	412	12.5
2020-21	16-16	460/28.8	90-182	.495	7-26	.269	32-45	.711	61	119	180	11.3	41	0	25	25	47	19	219	13.7
TOTAL	49-49	1246/25.4	264-468	.564	9-38	.237	94-129	.729	178	312	490	10.0	109	1	59	62	133	61	631	12.9

## Awards

2021 AP Preseason All-America  
 2021 Watch Lists – Naismith Trophy, Wade Trophy, Wooden Award, Naismith Def. POY, Lisa Leslie Award  
 2020 National Fr. of the Year (ESPN, USBWA, WBCA)  
 2020 Lisa Leslie Center of the Year  
 2020 All-America Second Team (AP, USBWA)  
 2020 All-SEC First Team  
 2020 SEC Defensive Player of the Year  
 2020 SEC Freshman of the Year  
 2020 Her Hoop Stats Fab 15 Freshmen  
 SEC First-Year Academic Honor Roll (2019-20)

## High School

Naismith, WBCA All-America Second Team (2019)  
 McDonald's, SLAM All-America (2019)

## USA Basketball

2019 FIBA U19 World Cup, gold medal  
 2018 Youth Olympic Games 3x3, gold medal  
 2018 FIBA U17 World Cup, gold medal  
 2018 FIBA U17 World Cup, All-Star Five  
 2017 FIBA U16 Americas Cup, gold medal  
 2017 FIBA U16 Americas Cup, MVP

## Career Notables

- Program's first National Freshman of the Year, winning that title unanimously in 2020
- Only player in program history with multiple triple-doubles; first Gamecock to post a triple-double in an SEC game and one vs. a ranked opponent
- As a freshman, averaged a double-double in SEC play (13.1 ppg/10.3 rpg) and against ranked opponents (13.0 ppg/10.9 rpg); sixth in nation in field goal percentage and 21st in blocked shots per game
- Ranked No. 3 recruit in Class of 2019 and a consensus All-American

## In the Record Books

### Career

1st – Triple-Doubles (2)  
 3rd – Double-Doubles vs. SEC (10)  
 9th – Blocks (133)

### Season

3rd – Blocked shots average (2.6 in 2019-20)  
 1st – Offensive rebounds vs. SEC (56 in 2019-20)  
 3rd – Double-doubles vs. SEC (7 in 2019-20)  
 Best FG% by a freshman (.608 (174-286) in 2019-20)  
 Most double-doubles by a freshman (13 in 2019-20)  
 Most blocked shots by a freshman (86 in 2019-20)  
 Best rebounding average by a freshman (9.4 in 2019-20)  
 Most offensive rebs. by a freshman (117 in 2019-20)  
 Most games started by a freshman (33 in 2019-20)

### Game

1st – Blocked shots (10, 2x, last vs. Georgia, 1/21/21)  
 2nd – Rebounds (25 vs. Arkansas, 1/9/20)  
 3rd – Offensive rebounds (10 vs. Arkansas, 1/9/20)  
 1st – Blocked shots vs. SEC (10 vs. Georgia, 1/21/21)  
 1st – Offensive rebounds vs. SEC (10 vs. Arkansas, 1/9/20)  
 2nd – Rebounds vs. SEC (25 vs. Arkansas, 1/9/20)  
 Most rebounds by a freshman (25 vs. Arkansas, 1/9/20)  
 Most blocks by a freshman (10 vs. Ala. State, 11/5/19)  
 Most blocks by a sophomore (10 vs. Georgia, 1/21/21)  
 Best FG% by a freshman (1.000 (6-6) vs. App. State, 11/17/19)  
 Most offensive rebs. by a freshman (10 vs. Ark., 1/9/20)

## Miscellaneous

	Season	Career	Record
Triple-Double	1	2	2-0
Double-Double	7	20	20-0
20+ Points	4	6	6-0
10+ Points	11	39	38-1
10+ Rebounds	11	27	27-0
5+ Assists	1	1	1-0
5+ Blocks	3	9	9-0
Tm-High Points	4	11	11-0
Tm-High Rebs.	11	36	36-0
Tm-High Assists	1	1	1-0

## Career Highs

Pts	28 vs. Florida, 12/31/20
FG	11, 2x, last vs. Arkansas, 1/18/21
FGA	18 vs. Florida, 12/31/20
3FG	3 vs. Florida, 12/31/20
3FGA	5 vs. Florida, 12/31/20
FT	7 at Alabama, 1/5/20
FTA	9 at Alabama, 1/5/20
Reb	25 vs. Arkansas, 1/9/20
Off Reb	10 vs. Arkansas, 1/9/20
Blk	10, 2x, last vs. Georgia, 1/21/21*
Asst	6 vs. Alabama, 1/31/21
Stl	4, 2x, last vs. South Dakota, 11/28/20
Min	37 vs. UConn, 2/10/20

## SEC Career Highs

Pts	28 vs. Florida, 12/31/20
FG	11, 2x, last vs. Arkansas, 1/18/21
FGA	18 vs. Florida, 12/31/20
3FG	3 vs. Florida, 12/31/20
3FGA	5 vs. Florida, 12/31/20
FT	7 at Alabama, 1/5/20
FTA	9 at Alabama, 1/5/20
Reb	25 vs. Arkansas, 1/9/20
Off Reb	10 vs. Arkansas, 1/9/20
Blk	10 vs. Georgia, 1/21/21*
Asst	6 vs. Alabama, 1/31/21
Stl	4 at Georgia, 1/26/20
Min	36, 2x, last at LSU, 1/24/21

\* indicates school record

## Season Highlights

- Team captain
- Ranks 18th in the NCAA in rebounding average (11.3), third in the SEC ... 13th in NCAA with 2.9 blocks per game, second in the SEC, and tied for 27th in NCAA in double-doubles (7) ... ranks second in the SEC in offensive rebounding (3.8) ... 22nd in the SEC in scoring ... one of five players in the SEC to average a double-double
- In conference play, tied for 14th in scoring (15.0), ranks third in rebounding (12.2), first in blocks (4.0) and offensive rebounds (4.0), seventh in field goal percentage (.513)
- Scored eight of her 14 points in the third quarter at Auburn (Feb. 4) going 7-of-8 from the field in game
- Was calm in face of constant double-teams against Alabama (Jan. 31), handing out career-best six assists to go with her 13 rebounds – her ninth-straight game of double-digit rebounds ... contributed four points, two rebounds, two blocks and three assists during 18-5 run that opened second half to turn one-point deficit into 12-point advantage
- Notched her third straight double-double with 20 points and 14 rebounds at LSU (Jan. 24)... dominated the glass in the third quarter with six and scored seven points in the decisive fourth quarter
- Made history against #22/23 Georgia (Jan. 21), notching the program's first triple-double in SEC play with 16 points, 11 rebounds and 10 blocks, the second triple-double of her career
- Came out hot against #15/16 Arkansas (Jan. 18) with six points, six rebounds and three blocks in the game's opening five minutes ... added five points to a 9-0 run late in the third that established a double-digit lead
- Took over in the third quarter at #10/8 Kentucky (Jan. 10), scoring 10 of her 20 points in the period to ... with a double-double, her fourth of the season, and seven blocks, tying her SEC career high, and earn SEC co-Player of the Week
- Scored a career-best 28 points against Florida (Dec. 31), including a 19-point and 11-rebound first half where she became the 11th fastest Gamecock to score 500 points in her career ... scored eight points in the paint, eight on midrange jumpers, nine from 3-point range and three free throws
- Showed off her inside-out game early at #23/18 Iowa State (Dec. 6), scoring five of the team's first 10 points on a putback and a 3-pointer ... scored four of her then season-high 13 points off offensive rebounds

## BOSTON GAME-BY-GAME

Opponent	Date	gs	min	Total		3-Pointers		Free throws		Rebounds				pf	a	t/o	blk	stl	pts	avg	
				fg-fga	pct	3fg-fga	pct	ft-fa	pct	off	def	tot	avg								
COL. OF CHARLESTON	11/25/20	*	22	5-7	.714	0-0	.000	1-2	.500	4	8	12	12.0	2	1	2	1	0	11	11.0	
vs South Dakota	11/28/20	*	28	5-14	.357	0-1	.000	2-4	.500	3	5	8	10.0	4	4	0	0	4	12	11.5	
vs #21/20 Gonzaga	11/29/20	*	25	3-5	.600	0-0	.000	4-6	.667	2	3	5	8.3	4	0	1	1	1	10	11.0	
#8/6 NC STATE	12/03/20	*	35	4-14	.286	1-3	.333	0-0	.000	3	6	9	8.5	2	0	3	1	0	9	10.5	
at #23/18 Iowa State	12/06/20	*	35	6-11	.545	1-3	.333	0-0	.000	5	10	15	9.8	3	3	2	1	1	13	11.0	
TEMPLE	12/17/20	*	22	6-12	.500	0-2	.000	2-2	1.000	4	5	9	9.7	1	1	0	3	1	14	11.5	
FLORIDA	12/31/20	*	36	11-18	.611	3-5	.600	3-4	.750	5	11	16	10.6	3	1	0	4	3	28	13.9	
at Alabama	01/04/21	*	35	2-10	.200	0-0	.000	1-2	.500	3	7	10	10.5	4	0	0	2	2	5	12.8	
at #10/8 Kentucky	01/10/21	*	25	8-14	.571	1-1	1.000	3-4	.750	5	7	12	10.7	3	1	2	7	3	20	13.6	
at Vanderbilt	01/14/21	*	19	4-8	.500	0-1	.000	1-1	1.000	4	6	10	10.6	0	2	2	4	2	9	13.1	
#15/16 ARKANSAS	01/18/21	*	32	11-17	.647	0-2	.000	4-5	.800	6	10	16	11.1	2	3	1	6	0	26	14.3	
#22/23 GEORGIA	01/21/21	*	31	5-12	.417	1-3	.333	5-6	.833	2	9	11	11.1	2	2	3	10	2	16	14.4	
at LSU	01/24/21	*	36	8-15	.533	0-2	.000	4-7	.571	6	8	14	11.3	3	0	1	1	0	20	14.8	
at #21/19 Mississippi State	01/28/21	*	22	3-7	.429	0-2	.000	0-0	.000	4	8	12	11.4	4	0	4	3	0	6	14.2	
ALABAMA	01/31/21	*	32	2-10	.200	0-1	.000	2-2	1.000	4	9	13	11.5	1	6	2	3	0	6	13.7	
at Auburn	02/04/21	*	25	7-8	.875	0-0	.000	0-0	.000	1	7	8	11.3	3	1	2	0	0	14	13.7	
Totals			16	460	90-182	495	7-26	.269	32-45	.711	61	119	180	11.3	41	25	25	47	19	219	13.7

Games played: 16  
 Minutes/game: 28.8  
 Points/game: 13.7  
 FG Pct: 49.5  
 3FG Pct: 26.9  
 FT Pct: 71.1

Rebounds/game: 11.3  
 Assists/game: 1.6  
 Turnovers/game: 1.6  
 Assist/turnover ratio: 1.0  
 Steals/game: 1.2  
 Blocks/game: 2.9



# ZIA COOKE

5-9 • So. • Guard • Toledo, Ohio

1

## Career Stats at South Carolina

Season	gp-gs	min/avg	fg-fga	pct	3fg-fga	pct	ft-fa	pct	off	def	tot	avg	pf	fo	ast	to	blk	stl	pts	avg
2019-20	33-33	876/26.5	139-360	.386	40-112	.357	79-111	.712	31	64	95	2.9	52	0	61	58	7	36	397	12.0
2020-21	16-16	486/30.4	91-217	.419	25-59	.424	52-67	.776	6	37	43	2.7	21	0	35	37	1	15	259	16.2
TOTAL	49-49	1362/27.8	230-577	.399	65-171	.380	131-178	.736	37	101	138	2.8	73	0	96	95	8	51	656	13.4

## Career Notables

- Dominant freshman season that landed her on the SEC All-Freshman Team and honorable mention status on the Her Hoop Stats Fab 15 Freshmen list
- Holds program single-game records for field goal attempts by a freshman (23), 3-point field goal percentage by a freshman (1.000 (4-4)) and free throw percentage by a freshman (1.000 (6-6))
- Ranked 24th in SEC in scoring as a freshman, 12th in league games (13.8 ppg)
- Led the team or tied for team lead in scoring in eight SEC games
- Ranked No. 4 recruit in Class of 2019 and was a consensus All-American

## Season Highlights

- Ranks 11th in the SEC in scoring (16.2), eighth in free throw percentage (.776) and 15th in 3s made per game (1.6)
- In conference play, ranks 13th in scoring (15.3) and fifth in free throw percentage (.780)
- Took over early at Auburn (Feb. 4), scoring 11 points in the first quarter and all 17 of her points in the first half
- Accounted for 12 of Carolina's 24 points in a dominant third quarter against Alabama (Jan. 31) en route to a game-high 21 points, her second straight game leading the team in scoring
- Jump started a 14-0 run at #21/19 Mississippi State (Jan. 28), scoring the first eight of the 14 points on her way to a game-high 19 points in the win
- Kept her momentum going at LSU (Jan. 24) scoring 11 points, including four in the closing moments of the game to seal the win
- Found her flow early against #22/23 Georgia (Jan. 21), scoring six points in the first quarter and capped the first half with a buzzer beater on her way to a 16-point performance
- Shook off tough offensive night at #10/8 Kentucky (Jan. 10) to hit a pair of free throws to make it a two-possession game in the final 10 seconds
- Snapped the team's 3:23 scoreless streak late in the third quarter at Alabama (Jan. 4) with a pair of buckets on her way to an 18-point performance
- Took over in the third quarter of the SEC opener against Florida (Dec. 31), scoring the final 12 points of the period on her way to 26 points, a new SEC career high
- Tied her career best with five made 3-pointers against Temple (Dec. 17) in a lethally efficient performance, going 8-of-11 from the field and 5-of-7 from beyond the arc for a game-high 23 points
- Had her outside game working at #23/18 Iowa State (Dec. 6), capping the first quarter with the first of her four 3-pointers, which also included two to open the third quarter on back-to-back possessions
- Poured in 16 points while dishing out four assists and snagging four rebounds against #21/20 Gonzaga (Nov. 29)
- Scored a game-high 19 points and played a career-high 36 minutes against South Dakota (Nov. 28) where she also pulled down five rebounds.
- Opened the year with an 18-point performance against Charleston (Nov. 25)

## Awards

- 2021 Watch Lists – Naismith Trophy, Wade Trophy, Wooden Award
- 2021 Ann Meyers Drysdale Award Top 10
- 2020 Her Hoop Stats Fab 15 Freshmen (hon. mention)
- 2020 SEC All-Freshman Team
- SEC First-Year Academic Honor Roll (2019-20)

## High School

- Naismith HS Player of the Year Finalist (2019)
- Naismith HS All-America First Team (2019)
- WBCA HS All-America First Team (2019)
- McDonald's HS All-America (2019)
- SLAM HS All-America (2019)
- USA Today All-USA Third Team (2019)

## USA Basketball

- 2018 FIBA U17 World Cup, gold medal
- 2017 FIBA U16 Americas Cup, gold medal

## Miscellaneous

	Season	Career	Record
<b>20+ Points</b>	3	8	8-0
<b>10+ Points</b>	12	36	35-1
<b>Tm-High Points</b>	7	18	17-1
<b>Tm-High Assists</b>	2	4	4-0

## Career Highs

<b>Pts</b>	27 at Dayton, 11/13/19
<b>FG</b>	10 vs. Florida, 12/31/20
<b>FGA</b>	23 vs. Arkansas, 1/9/20
<b>3FG</b>	5, 2x, last vs. Temple, 12/17/20
<b>3FGA</b>	9 vs. Arkansas, 1/9/20
<b>FT</b>	7 vs LSU, 2/20/20
<b>FTA</b>	9, 2x, last vs South Dakota, 11/28/20
<b>Reb</b>	7 at Dayton, 11/13/19
<b>Blk</b>	1, 8x, last vs. Florida, 12/31/20
<b>Stl</b>	4 vs. USC Upstate, 11/21/19
<b>Asst</b>	5, 2x, last vs. Florida, 12/31/20
<b>Min</b>	37, 2x, last at LSU, 1/24/21

## SEC Career Highs

<b>Pts</b>	26 vs. Florida, 12/31/20
<b>FG</b>	10 vs. Florida, 12/31/20
<b>FGA</b>	23 vs. Arkansas, 1/9/20
<b>3FG</b>	4, 3x, last vs. Auburn, 2/13/20
<b>3FGA</b>	9 vs. Arkansas, 1/9/20
<b>FT</b>	7 vs LSU, 2/20/20
<b>FTA</b>	9 vs LSU, 2/20/20
<b>Reb</b>	6, 2x, last at Arkansas, 2/6/20
<b>Blk</b>	1, 4x, vs. Florida, 12/31/20
<b>Stl</b>	3 at Alabama, 1/5/20
<b>Asst</b>	5 vs. Florida, 12/31/20
<b>Min</b>	37, 2x, last at LSU, 1/24/21

## GAME-BY-GAME

Opponent	Date	gs	min	Total		3-Pointers		Free throws		Rebounds				pf	a	t/o	blk	stl	pts	avg	
				fg-fga	pct	3fg-fga	pct	ft-fa	pct	off	def	tot	avg								
COL. OF CHARLESTON	11/25/20	*	20	6-11	.545	2-3	.667	4-5	.800	1	0	1	1.0	0	3	3	0	3	18	18.0	
vs South Dakota	11/28/20	*	36	5-16	.313	3-7	.429	6-9	.667	0	5	5	3.0	2	1	3	0	0	19	18.5	
vs #21/20 Gonzaga	11/29/20	*	35	6-17	.353	1-1	1.000	3-3	1.000	1	3	4	3.3	0	4	3	0	0	16	17.7	
#8/6 NC STATE	12/03/20	*	35	4-18	.222	1-5	.200	2-2	1.000	0	5	5	3.8	1	1	1	0	1	11	16.0	
at #23/18 Iowa State	12/06/20	*	29	6-12	.500	4-6	.667	3-3	1.000	0	1	1	3.2	3	4	2	0	0	19	16.6	
TEMPLE	12/17/20	*	28	8-11	.727	5-7	.714	2-4	.500	1	2	3	3.2	0	4	2	0	0	23	17.7	
FLORIDA	12/31/20	*	37	10-22	.455	0-3	.000	6-6	1.000	1	2	3	3.1	2	5	1	1	2	26	18.9	
at Alabama	01/04/21	*	33	8-17	.471	2-3	.667	0-0	.000	1	2	3	3.1	2	2	4	0	1	18	18.8	
at #10/8 Kentucky	01/10/21	*	36	2-12	.167	0-1	.000	3-6	.500	0	3	3	3.1	0	1	2	0	0	7	17.4	
at Vanderbilt	01/14/21	*	23	3-7	.429	0-1	.000	3-4	.750	0	2	2	3.0	1	2	2	0	1	9	16.6	
#15/16 ARKANSAS	01/18/21	*	22	3-7	.429	1-3	.333	2-2	1.000	0	3	3	3.0	4	3	4	0	0	9	15.9	
#22/23 GEORGIA	01/21/21	*	29	7-16	.438	0-3	.000	2-2	1.000	0	2	2	2.9	1	0	2	0	2	16	15.9	
at LSU	01/24/21	*	37	4-10	.400	0-3	.000	3-6	.500	0	1	1	2.8	2	0	4	0	2	11	15.5	
at #21/19 Mississippi State	01/28/21	*	36	6-16	.375	1-3	.333	6-6	1.000	0	3	3	2.8	0	3	2	0	2	19	15.8	
ALABAMA	01/31/21	*	25	7-14	.500	2-3	.667	5-6	.833	1	1	2	2.7	2	0	1	0	1	21	16.1	
at Auburn	02/04/21	*	25	6-11	.545	3-7	.429	2-3	.667	0	2	2	2.7	1	2	1	0	0	17	16.2	
Totals			16	486	91-217	.419	25-59	.424	52-67	.776	6	37	43	2.7	21	35	37	1	15	259	16.2

Games played: 16  
 Minutes/game: 30.4  
 Points/game: 16.2  
 FG Pct: 41.9  
 3FG Pct: 42.4  
 FT Pct: 77.6

Rebounds/game: 2.7  
 Assists/game: 2.2  
 Turnovers/game: 2.3  
 Assist/turnover ratio: 0.9  
 Steals/game: 0.9  
 Blocks/game: 0.1



# LELE GRISSETT

6-2 • Sr. • Guard • Durham, N.C.

# 24

## Career Stats at South Carolina

Season	gp-gs	min/avg	fg-fga	pct	3fg-fga	pct	ft-fa	pct	off	def	tot	avg	pf	fo	ast	to	blk	stl	pts	avg
2017-18	36-3	477/13.3	56-119	.471	0-0	.000	39-70	.557	56	77	133	3.7	84	0	18	53	7	24	151	4.2
2018-19	31-2	368/11.9	41-73	.562	0-0	.000	24-44	.545	59	64	123	4.0	61	2	9	33	17	11	106	3.4
2019-20	33-0	560/17.0	82-131	.626	0-2	.000	46-63	.730	69	57	126	3.8	47	0	40	34	23	30	210	6.4
2020-21	15-0	272/18.1	43-78	.551	0-1	.000	22-43	.512	42	30	72	4.8	30	1	15	26	9	6	108	7.2
<b>TOTAL</b>	<b>115-5</b>	<b>1677/14.6</b>	<b>222-401</b>	<b>.554</b>	<b>0-3</b>	<b>.000</b>	<b>131-220</b>	<b>.595</b>	<b>226</b>	<b>228</b>	<b>454</b>	<b>3.9</b>	<b>222</b>	<b>3</b>	<b>82</b>	<b>146</b>	<b>56</b>	<b>71</b>	<b>575</b>	<b>5.0</b>

## Career Notables

- Has played in all but two games of her career, bringing energy off the bench, especially in defensive pressure
- Reshaped her body before junior season to focus on playing guard instead of forward
- Posted her first career double-double in the 2018-19 regular-season meeting with then-#4/5 Baylor (Dec. 2)
- Started at Vanderbilt (Jan. 18, 2018) and turned in a career night, shooting 11-of-12 from the field for 22 points – the first Gamecock freshman 20-point outing in SEC play in three years (20 by A'ja Wilson vs. Vanderbilt, 2/15/15)

## Season Highlights

- More comfortable at the guard position after a year of experience under her belt; can play multiple positions and could get some time at point guard this season
- Ranks seventh in the SEC in offensive rebounds per game (2.8), also ranks seventh in league play (2.9)
- Helped put the game on ice at Auburn (Feb. 4), scoring eight of her 10 points in the second half while pulling down a game-high four offensive rebounds
- Came up big against #21/19 Mississippi State (Jan. 28), scoring back-to-back buckets to finish a 14-0 first-half run that put the Gamecocks in control of the game ... finished with 11 points, five coming from the free throw line, tying her career high
- Made a huge impact in the fourth quarter at LSU (Jan. 24) with her trademark pressure defense and beating the defense down the court for eight fast-break points and handing out her SEC career-best three assists in the period
- Strong on the offensive glass against #15/16 Arkansas, pulling down four of her four of her five offensive boards in the second quarter to help keep the Gamecocks close in the period
- Anchored the team's rebounding efforts at Vanderbilt (Jan. 14), pulling down a game and career-high 12 boards, including seven on the offensive end, also a career high for the senior
- Provided a spark off the bench in the second half against South Dakota (Nov. 28), scoring six straight points as part of a 14-2 run that closed the third quarter and put the game out of reach
- Opened the season with a double-double against Charleston (Nov. 25), scoring 13 points and pulling down 10 rebounds, tying her career high on the glass

## Awards

SEC Winter Academic Honor Roll (2019-20)

## Miscellaneous

	Season	Career	Record
<b>Double-Double</b>	1	2	1-1
<b>20+ Points</b>	0	1	1-0
<b>10+ Points</b>	3	16	14-2
<b>10+ Rebounds</b>	1	2	1-1
<b>Tm-High Points</b>	0	3	3-0
<b>Tm-High Rebs.</b>	1	10	7-3
<b>Team-High Assts.</b>	0	1	1-0

## Career Highs

<b>Pts</b> .....	22 at Vanderbilt, 1/18/18
<b>FG</b> .....	11 at Vanderbilt, 1/18/18
<b>FGA</b> .....	12 at Vanderbilt, 1/18/18
<b>FT</b> .....	5, 3x, last at Mississippi State, 1/28/21
<b>FTA</b> .....	8 vs. College of Charleston, 12/5/17
<b>Reb</b> .....	12 at Vanderbilt, 1/14/21
<b>Off Reb</b> .....	7 at Vanderbilt, 1/14/21
<b>Blk</b> .....	3, 3x, last vs. Vanderbilt, 2/17/20
<b>Stl</b> .....	4, 2x, last vs. Georgia, 3/6/20
<b>Asst</b> .....	4, 2x, last vs. Arkansas, 3/7/20
<b>Min</b> .....	29 vs. Tennessee, 1/14/18

## SEC Career Highs

<b>Pts</b> .....	22 at Vanderbilt, 1/18/18
<b>FG</b> .....	11 at Vanderbilt, 1/18/18
<b>FGA</b> .....	12 at Vanderbilt, 1/18/18
<b>FT</b> .....	5, 2x, last at Mississippi State, 1/28/21
<b>FTA</b> .....	6 at Missouri, 1/16/20
<b>Reb</b> .....	12 at Vanderbilt, 1/14/21
<b>Off Reb</b> .....	7 at Vanderbilt, 1/14/21
<b>Blk</b> .....	3, 2x, last vs. Vanderbilt, 2/17/20
<b>Stl</b> .....	3, 2x, last vs. Florida, 2/27/20
<b>Asst</b> .....	3 at LSU, 1/24/21
<b>Min</b> .....	29 vs. Tennessee, 1/14/18

## GAME-BY-GAME

Opponent	Date	gs	min	Total		3-Pointers		Free throws		Rebounds				pf	a	t/o	blk	stl	pts	avg
				fg-fga	pct	3fg-fga	pct	ft-fa	pct	off	def	tot	avg							
COL. OF CHARLESTON	11/25/20	16	5-6	.833	0-0	.000	3-4	.750	5	5	10	10.0	2	3	1	2	1	13	13.0	
vs South Dakota	11/28/20	14	3-3	1,000	0-0	.000	2-3	.667	3	2	5	7.5	2	1	0	0	1	8	10.5	
vs #21/20 Gonzaga	11/29/20	19	1-4	250	0-0	.000	0-4	.000	1	1	2	5.7	3	1	0	1	2	2	7.7	
#8/6 NC STATE	12/03/20	21	4-4	1,000	0-0	.000	0-4	.000	1	2	3	5.0	5	0	1	0	0	8	7.8	
TEMPLE	12/17/20	21	3-4	750	0-0	.000	1-2	.500	3	4	7	5.4	0	3	1	0	0	7	7.6	
FLORIDA	12/31/20	12	2-4	500	0-0	.000	0-0	.000	1	1	2	4.8	1	0	1	0	0	4	7.0	
at Alabama	01/04/21	25	3-5	600	0-1	.000	2-7	.286	3	1	4	4.7	2	2	2	1	0	8	7.1	
at #10/8 Kentucky	01/10/21	19	2-3	667	0-0	.000	0-0	.000	2	1	3	4.5	2	0	3	2	0	4	6.8	
at Vanderbilt	01/14/21	17	3-8	375	0-0	.000	1-1	1,000	7	5	12	5.3	4	0	3	1	0	7	6.8	
#15/16 ARKANSAS	01/18/21	18	2-6	333	0-0	.000	3-4	.750	5	3	8	5.6	2	0	3	0	0	7	6.8	
#22/23 GEORGIA	01/21/21	18	2-6	333	0-0	.000	1-4	.250	0	0	0	5.1	1	1	3	0	0	5	6.6	
at LSU	01/24/21	18	4-6	667	0-0	.000	0-0	.000	3	0	3	4.9	1	3	2	0	0	8	6.8	
at #21/19 Mississippi State	01/28/21	24	3-6	500	0-0	.000	5-6	.833	3	2	5	4.9	1	1	0	0	1	11	7.1	
ALABAMA	01/31/21	16	2-5	400	0-0	.000	2-2	1,000	1	3	4	4.9	3	0	2	1	1	6	7.0	
at Auburn	02/04/21	14	4-8	500	0-0	.000	2-2	1,000	4	0	4	4.8	1	0	4	1	0	10	7.2	
<b>Totals</b>		<b>0</b>	<b>272</b>	<b>43-78</b>	<b>.551</b>	<b>0-1</b>	<b>.000</b>	<b>22-43</b>	<b>.512</b>	<b>42</b>	<b>30</b>	<b>72</b>	<b>4.8</b>	<b>30</b>	<b>15</b>	<b>26</b>	<b>9</b>	<b>6</b>	<b>108</b>	<b>7.2</b>

Games played: 15  
 Minutes/game: 18.1  
 Points/game: 7.2  
 FG Pct: 55.1  
 3FG Pct: 0.0  
 FT Pct: 51.2

Rebounds/game: 4.8  
 Assists/game: 1.0  
 Turnovers/game: 1.7  
 Assist/turnover ratio: 0.6  
 Steals/game: 0.4  
 Blocks/game: 0.6





# DESTANNI HENDERSON

5-7 • Jr. • Guard • Fort Myers, Fla.

3

## Career Stats at South Carolina

Season	gp-gs	min/avg	fg-fga	pct	3fg-fga	pct	ft-fa	pct	off	def	tot	avg	pf	fo	ast	to	blk	stl	pts	avg
2018-19	31-9	485/15.6	58-157	.369	29-78	.372	24-34	.706	14	35	49	1.6	30	0	40	40	2	16	169	5.5
2019-20	33-0	774/23.5	104-250	.416	32-99	.323	41-63	.651	20	75	95	2.9	28	0	93	63	2	41	281	8.5
2020-21	16-16	513/32.1	68-154	.442	16-41	.390	35-43	.814	15	72	87	5.4	16	0	95	37	2	18	187	11.7
<b>TOTAL</b>	<b>80-25</b>	<b>1772/22.2</b>	<b>230-561</b>	<b>.410</b>	<b>77-218</b>	<b>.353</b>	<b>100-140</b>	<b>.714</b>	<b>49</b>	<b>182</b>	<b>231</b>	<b>2.9</b>	<b>74</b>	<b>0</b>	<b>228</b>	<b>140</b>	<b>6</b>	<b>75</b>	<b>637</b>	<b>8.0</b>

## Career Notables

- Has been a spark of energy off the bench through her first two seasons, playing both guard positions
- Announced her readiness for an expanded role this season with a 2020 SEC Tournament performance that earned All-Tournament status (13.0 ppg, 4.7 apg)
- Rated No. 1 point guard and No. 9 overall recruit in Class of 2018; 2018 McDonald's All-America
- Helped high school team to three state championships while amassing 1,649 career points

## Season Highlights

- Leads the SEC and ranks 15th in the nation in assists (5.9) ... fifth in the SEC in assist-to-turnover ratio (2.6)
- In conference play, ranks first in assists (6.5), and fourth in assist-to-turnover ratio (2.3)
- Was lethally efficient with her distribution at Auburn (Feb. 4), dishing out nine assists with zero turnovers
- Came out hot against Alabama (Jan. 31), scoring eight of her 14 points and dishing out four of her game-high seven assists in the first quarter... locked in from deep going 3-of-3 from beyond the arc
- Lit the fuse on the rally at LSU (Jan. 21) with seven points in the third and seven more in the fourth, including five straight to give the Gamecocks a lead they would not relinquish
- Notched the first double-double of her career with a 14-point 10-assist performance against #15/16 Arkansas (Jan. 18), dropping four dimes in the third quarter as the Gamecocks pulled away
- Great game management early at Vanderbilt (Jan. 14) with five points and four assists in the first quarter en route to third-straight double-digit scoring game and career-high tying nine assists
- Led the team in scoring for the second game in a row at #10/8 Kentucky (Jan. 10), pouring in a new SEC career-high 22 points, including eight straight in the fourth quarter to stretch a three-point lead to a nine-point advantage
- Took over in the second quarter at Alabama (Jan. 4), scoring the team's final six points of the half and hit a big 3 in the third quarter after Tide closed to within nine ... finished with a new career high in conference play with 20 points along with eight rebounds and five assists
- Scored a career-high 23 points against #21/20 Gonzaga (Nov. 29), all in the second half, answering the bell every time the Zags tied or took a lead in the fourth quarter and hit four the team's six free throw attempts in the final minute to seal the victory and lock up Women's Bad Boy Mowers Crossover Classic MVP honors for herself
- Scored 10 of her 19 points in the third quarter against South Dakota (Nov. 28), tying the game high in both points and rebounds with nine

## Awards

- 2020 SEC All-Tournament Team
- 2019 SEC All-Freshman Team
- 2x SEC Winter Academic Honor Roll (2018-19, 2019-20)

## High School

McDonald's All-America (2018)

## USA Basketball

- 2016 FIBA U17 World Cup, bronze medal
- 2015 U16 National Team Trials

## Miscellaneous

	Season	Career	Record
<b>Double-Double</b>	1	1	1-0
<b>20+ Points</b>	3	4	4-0
<b>10+ Points</b>	8	26	25-1
<b>5+ Assists</b>	10	17	16-1
<b>5+ Steals</b>	0	1	1-0
<b>Tm-High Points</b>	3	8	7-1
<b>Tm-High Rebs.</b>	1	2	2-0
<b>Tm-High Assts.</b>	11	19	18-1

## Career Highs

<b>Pts</b> .....	23 vs. Gonzaga, 11/29/20
<b>FG</b> .....	8, 3x, last at Kentucky, 1/10/21
<b>FGA</b> .....	17 at Kentucky, 1/10/21
<b>3FG</b> .....	5 vs. USC Upstate, 11/21/19
<b>3FGA</b> .....	9 vs. Arkansas, 3/7/20
<b>FT</b> .....	10 vs. Gonzaga, 11/29/20
<b>FTA</b> .....	13 vs. Gonzaga, 11/29/20
<b>Reb</b> .....	9 vs. South Dakota, 11/28/20
<b>Stl</b> .....	5 at Temple, 12/7/19
<b>Asst</b> .....	10 vs. Arkansas, 1/18/21
<b>Min</b> .....	38, 3x, last at Kentucky, 1/10/21

## SEC Career Highs

<b>Pts</b> .....	22 at Kentucky, 1/10/21
<b>FG</b> .....	8 at Kentucky, 1/10/21
<b>FGA</b> .....	17 at Kentucky, 1/10/21
<b>3FG</b> .....	4 vs. Kentucky, 2/21/19
<b>3FGA</b> .....	7 at LSU, 1/24/21
<b>FT</b> .....	6, 2x, last at Kentucky, 1/10/21
<b>FTA</b> .....	7, 2x, last at Kentucky, 1/10/21
<b>Reb</b> .....	8, 2x, last at Kentucky, 1/10/21
<b>Stl</b> .....	3, 4x, last vs. Alabama, 1/31/21
<b>Asst</b> .....	10 vs. Arkansas, 1/18/21
<b>Min</b> .....	38, 2x, last at Kentucky, 1/10/21

## GAME-BY-GAME

Opponent	Date	gs	min	Total		3-Pointers		Free throws		Rebounds							pts	avg			
				fg-fga	pct	3fg-fga	pct	ft-fa	pct	off	def	tot	avg	pf	a	t/o			blk	stl	
COL. OF CHARLESTON	11/25/20	*	21	4-7	.571	0-1	.000	3-4	.750	1	5	6	6.0	2	5	2	1	4	11	11.0	
vs South Dakota	11/28/20	*	29	8-13	.615	1-3	.333	2-3	.667	0	9	9	7.5	1	3	2	0	0	19	15.0	
vs #21/20 Gonzaga	11/29/20	*	33	6-11	.545	1-3	.333	10-13	.769	1	2	3	6.0	2	2	2	0	0	23	17.7	
#8/6 NC STATE	12/03/20	*	35	1-13	.077	0-2	.000	0-0	.000	3	4	7	6.3	1	6	1	1	0	2	13.8	
at #23/18 Iowa State	12/06/20	*	38	4-7	.571	3-4	.750	1-2	.500	0	4	4	5.8	1	7	2	0	0	12	13.4	
TEMPLE	12/17/20	*	25	3-5	.600	2-3	.667	0-0	.000	0	3	3	5.3	0	7	0	0	1	8	12.5	
FLORIDA	12/31/20	*	38	1-7	.143	0-2	.000	0-0	.000	2	5	7	5.6	1	9	4	0	3	2	11.0	
at Alabama	01/04/21	*	34	7-16	.438	1-2	.500	5-6	.833	2	6	8	5.9	0	5	1	0	1	20	12.1	
at #10/8 Kentucky	01/10/21	*	38	8-17	.471	0-0	.000	6-7	.857	2	6	8	6.1	0	3	6	0	0	22	13.2	
at Vanderbilt	01/14/21	*	26	4-8	.500	1-3	.333	3-3	1.000	0	7	7	6.2	1	9	1	0	0	12	13.1	
#15/16 ARKANSAS	01/18/21	*	36	6-13	.462	2-2	1.000	0-0	.000	1	1	2	5.8	2	10	2	0	1	14	13.2	
#22/23 GEORGIA	01/21/21	*	30	1-6	.167	0-1	.000	0-0	.000	1	3	4	5.7	1	3	3	0	2	2	12.3	
at LSU	01/24/21	*	35	5-11	.455	2-7	.286	4-4	1.000	0	5	5	5.6	2	8	6	0	2	16	12.5	
at #21/19 Mississippi State	01/28/21	*	35	3-8	.375	0-4	.000	0-0	.000	1	3	4	5.5	0	2	2	0	1	6	12.1	
ALABAMA	01/31/21	*	35	5-8	.625	3-3	1.000	1-1	1.000	1	5	6	5.5	2	7	3	0	3	14	12.2	
at Auburn	02/04/21	*	25	2-4	.500	0-1	.000	0-0	.000	0	4	4	5.4	0	9	0	0	0	4	11.7	
<b>Totals</b>			<b>16</b>	<b>513</b>	<b>68-154</b>	<b>.442</b>	<b>16-41</b>	<b>.390</b>	<b>35-43</b>	<b>.814</b>	<b>15</b>	<b>72</b>	<b>87</b>	<b>5.4</b>	<b>16</b>	<b>95</b>	<b>37</b>	<b>2</b>	<b>18</b>	<b>187</b>	<b>11.7</b>

Games played: 16  
 Minutes/game: 32.1  
 Points/game: 11.7  
 FG Pct: 44.2  
 3FG Pct: 39.0  
 FT Pct: 81.4

Rebounds/game: 5.4  
 Assists/game: 5.9  
 Turnovers/game: 2.3  
 Assist/turnover ratio: 2.6  
 Steals/game: 1.1  
 Blocks/game: 0.1



# DESTINY LITTLETON

5-9 • Jr. • Guard • San Diego, Calif.

# 11

## Career Stats at South Carolina

Season	gp-gs	min/avg	fg-fga	pct	3fg-fga	pct	ft-fta	pct	off	def	tot	avg	pf	fo	ast	to	blk	stl	pts	avg
2020-21	14-0	181/12.9	14-36	.389	7-19	.368	16-20	.800	4	39	43	3.1	8	0	16	7	1	8	51	3.6
TOTAL	14-0	181/12.9	14-36	.389	7-19	.368	16-20	.800	4	39	43	3.1	8	0	16	7	1	8	51	3.6

## Career Notables

- Sat out last season due to NCAA transfer rules, taking advantage of that time to have a procedure done to alleviate chronic issues in both ankles
- Spent two seasons at Texas, helping Longhorns to a pair of NCAA Tournament appearances, including a spot in the 2018 Sweet 16
- Played in all 33 games her redshirt-freshman season (2018-19), starting 12 and playing the third-most minutes on the team
- Ranked No. 33 overall in the Class of 2017
- Named McDonald's All-American (2017) and earned California Ms. Basketball honors

## Season Highlights

- Has played in 14 games ... was unavailable vs. Florida (Dec. 31) and at Alabama (Jan. 4) ... made her SEC debut at #10/8 Kentucky (Jan. 10)
- Played a SEC career-best 23 minutes against Alabama (Jan. 31), including 11 crucial first-half minutes during which she added four of her SEC-high tying eight points
- Solid play against #15/16 Arkansas (Jan. 21), hitting a 3 late in the second quarter to help Gamecocks keep the lead going into halftime and grabbing four of her five rebounds in the fourth quarter to help keep the Razorbacks at bay
- Saw her first extended minutes in SEC play at Vanderbilt (Jan. 14) where she poured in eight points off the bench, including a pair of 3s
- Was strong on the glass at #23/18 Iowa State (Dec. 6), grabbing six of her seven boards in the second quarter to help the Gamecocks out-rebound the Cyclones 17-6 in that period alone
- Made her Carolina debut against Charleston (Nov. 25), scoring seven points and pulling down eight rebounds

## Awards

SEC First-Year Academic Honor Roll (2019-20)

### High School

McDonald's All-America (2017)

### USA Basketball

2017 FIBA U18 3x3 World Cup, gold medal

2015 FIBA U16 Americas Cup, bronze medal

## Miscellaneous

	Season	Career	Record
20+ Points	0	1*	1-0
10+ Points	0	12*	9-3
5+ Assists	0	1*	1-0
Tm-High Points	0	3*	2-1
Tm-High Rebs.	0	3*	1-2
Tm-High Assts.	0	2*	2-0

\* indicates includes games prior to transfer to South Carolina

## Career Highs

Pts.....22 vs. Northwestern State, 12/29/18\*

FG.....7 vs. UTSA, 11/28/18\*

FGA.....15 vs. UTSA, 11/28/18\*

3FG.....4 at West Virginia, 1/6/19\*

3FGA.....7 vs. UTSA, 11/28/18\*

FT.....11 vs. Northwestern State, 12/29/18\*

FTA.....11 vs. Northwestern State, 12/29/18\*

Reb.....8, 2x, last vs. College of Charleston, 11/25/20\*

Stl.....3, 2x, last at Oklahoma State, 2/12/19\*

Asst.....7 vs. Northwestern State, 12/29/18\*

Min.....34, 2x, last vs. Kansas State, 2/17/19\*

\* indicates at least one time prior to transfer to South Carolina

## GAME-BY-GAME

Opponent	Date	gs	min	Total		3-Pointers		Free throws		Rebounds				pts	avg					
				fg-fga	pct	3fg-fga	pct	ft-fta	pct	off	def	tot	avg							
COL. OF CHARLESTON	11/25/20	19	1-6	.167	0-3	.000	5-6	.833	0	8	8	8.0	2	0	2	0	1	7	7.0	
vs South Dakota	11/28/20	6	0-1	.000	0-1	.000	0-0	.000	0	0	0	4.0	1	0	0	0	0	0	3.5	
vs #21/20 Gonzaga	11/29/20	10	0-1	.000	0-1	.000	1-2	.500	0	1	1	3.0	1	1	0	0	0	1	2.7	
#8/6 NC STATE	12/03/20	6	0-0	.000	0-0	.000	0-0	.000	1	1	2	2.8	0	0	0	0	0	0	2.0	
at #23/18 Iowa State	12/06/20	16	2-5	.400	1-3	.333	0-0	.000	1	6	7	3.6	0	3	0	0	0	5	2.6	
TEMPLE	12/17/20	18	2-5	.400	0-1	.000	2-2	1.000	0	4	4	3.7	0	2	0	0	2	6	3.2	
at #10/8 Kentucky	01/10/21	1	0-0	.000	0-0	.000	0-0	.000	0	0	0	3.1	1	0	0	0	0	0	2.7	
at Vanderbilt	01/14/21	17	2-5	.400	2-3	.667	2-2	1.000	0	3	3	3.1	1	2	1	0	1	8	3.4	
#15/16 ARKANSAS	01/18/21	17	2-4	.500	2-3	.667	1-2	.500	1	4	5	3.3	1	1	0	0	0	7	3.8	
#22/23 GEORGIA	01/21/21	16	0-2	.000	0-0	.000	1-2	.500	1	4	5	3.5	0	1	1	0	1	1	3.5	
at LSU	01/24/21	7	0-1	.000	0-1	.000	0-0	.000	0	1	1	3.3	0	0	1	0	0	0	3.2	
at #21/19 Mississippi State	01/28/21	8	1-1	1.000	0-0	.000	0-0	.000	0	0	0	3.0	0	2	1	0	2	2	3.1	
ALABAMA	01/31/21	23	2-3	.667	0-1	.000	4-4	1.000	0	3	3	3.0	0	2	0	0	0	8	3.5	
at Auburn	02/04/21	17	2-2	1.000	2-2	1.000	0-0	.000	0	4	4	3.1	1	2	1	1	1	6	3.6	
Totals		0	181	14-36	.389	7-19	.368	16-20	.800	4	39	43	3.1	8	16	7	1	8	51	3.6

Games played: 14  
 Minutes/game: 12.9  
 Points/game: 3.6  
 FG Pct: 38.9  
 3FG Pct: 36.8  
 FT Pct: 80.0

Rebounds/game: 3.1  
 Assists/game: 1.1  
 Turnovers/game: 0.5  
 Assist/turnover ratio: 2.3  
 Steals/game: 0.6  
 Blocks/game: 0.1

## SEC Career Highs

Pts.....8, 2x, last vs. Alabama, 1/31/21

FG.....2, 3x, last vs. Alabama, 1/31/21

FGA.....5 at Vanderbilt, 1/14/21

3FG.....2, 3x, last at Auburn, 2/4/21

3FGA.....3, 2x, last vs. Arkansas, 1/18/21

FT.....4 vs. Alabama, 1/31/21

FTA.....4 vs. Alabama, 1/31/21

Reb.....5, 2x, last vs. Georgia, 1/21/21

Stl.....2 at Mississippi State, 1/28/21

Asst.....2, 4x, last at Auburn, 2/4/21

Min.....23 vs. Alabama, 1/31/21



# ENIYA RUSSELL

6-1 • Fr. • Guard • Baltimore, Md.

2

## Career Stats at South Carolina

Season	gp-gs	min/avg	fg-fga	pct	3fg-fga	pct	ft-fa	pct	off	def	tot	avg	pf	fo	ast	to	blk	stl	pts	avg
2020-21	15-0	124/8.3	20-50	.400	4-14	.286	12-21	.571	2	17	19	1.3	15	0	7	10	1	6	56	3.7
TOTAL	15-0	124/8.3	20-50	.400	4-14	.286	12-21	.571	2	17	19	1.3	15	0	7	10	1	6	56	3.7

## High School Notables

- Ranked No. 43 overall in Class of 2020 by ESPN
- First-Team All-Metro from *Washington Post* (2020) and *Baltimore Sun* (2019)
- Scored 14.9 points per game as a senior

## Season Highlights

- Has played in 15 games this season
- Scored her first SEC points with a 3 late in the first half at #10/8 Kentucky (Jan. 10)
- Hit a groove in the second quarter against Temple (Dec. 17), scoring five of her 11 points in the period
- Found good offensive rhythm in midrange game at #23/18 Iowa State (Dec. 6) with seven of her eight points coming in just five minutes of play in the second quarter
- Cracked double figures in her Carolina debut, scoring 14 points and snagging four rebounds against Charleston (Nov. 25)

## Awards

McDonald's All-America (2019-20)

## Miscellaneous

	Season	Career	Record
10+ Points	2	2	2-0

## Career Highs

Pts	14 vs. College of Charleston, 11/25/20
FG	4, 2x, last vs. Temple, 12/17/20
FGA	8, 2x, last at Vanderbilt, 1/14/21
3FG	1, 2x, last at Kentucky, 1/10/21
3FGA	3 at Iowa State, 12/6/20
FT	5 vs. College of Charleston, 11/25/20
FTA	8 vs. College of Charleston, 11/25/20
Reb	4 vs. College of Charleston, 11/25/20
Blk	1 at Iowa State, 12/6/20
Stl	2, 2x, last at Vanderbilt, 1/14/21
Asst	2 vs. College of Charleston, 11/25/20
Min	20 vs. College of Charleston, 11/25/20

## SEC Career Highs

Pts	6 at Vanderbilt, 1/14/21
FG	3 at Vanderbilt, 1/14/21
FGA	8 at Vanderbilt, 1/14/21
3FG	1 at Kentucky, 1/10/21
3FGA	2 at Vanderbilt, 1/14/21
FT	2 vs. Alabama, 1/31/21
FTA	2, 3x, last vs. Alabama, 1/31/21
Reb	3, 2x, last vs. Alabama, 1/31/21
Stl	2 at Vanderbilt, 1/14/21
Asst	1, 3x, last at LSU, 1/24/21
Min	19 at Vanderbilt, 1/14/21

## GAME-BY-GAME

Opponent	Date	gs	min	Total		3-Pointers		Free throws		Rebounds				pf	a	t/o	blk	stl	pts	avg
				fg-fga	pct	3fg-fga	pct	ft-fa	pct	off	def	tot	avg							
COL. OF CHARLESTON	11/25/20	20	4-7	.571	1-2	.500	5-8	.625	0	4	4	4.0	3	2	1	0	0	14	14.0	
vs South Dakota	11/28/20	12	1-3	.333	0-0	.000	0-0	.000	0	0	0	2.0	1	1	0	0	0	2	8.0	
#8/6 NC STATE	12/03/20	5	0-2	.000	0-0	.000	0-0	.000	0	0	0	1.3	0	0	1	0	0	0	5.3	
at #23/18 Iowa State	12/06/20	11	3-5	.600	1-3	.333	1-2	.500	0	1	1	1.3	2	0	3	1	0	8	6.0	
TEMPLE	12/17/20	14	4-8	.500	0-2	.000	3-5	.600	1	2	3	1.6	1	1	0	0	2	11	7.0	
FLORIDA	12/31/20	1	0-1	.000	0-1	.000	0-0	.000	0	1	1	1.5	0	0	0	0	0	0	5.8	
at Alabama	01/04/21	2	0-2	.000	0-0	.000	0-0	.000	0	0	0	1.3	1	0	0	0	0	0	5.0	
at #10/8 Kentucky	01/10/21	5	1-2	.500	1-1	1.000	0-0	.000	0	1	1	1.3	2	0	0	0	0	3	4.8	
at Vanderbilt	01/14/21	20	3-8	.375	0-2	.000	0-2	.000	0	3	3	1.4	1	1	1	0	2	6	4.9	
#15/16 ARKANSAS	01/18/21	4	1-1	1.000	0-0	.000	1-2	.500	0	1	1	1.4	1	1	1	0	0	3	4.7	
#22/23 GEORGIA	01/21/21	10	0-3	.000	0-1	.000	0-0	.000	0	0	0	1.3	2	0	1	0	0	0	4.3	
at LSU	01/24/21	1	0-0	.000	0-0	.000	0-0	.000	0	0	0	1.2	0	1	0	0	1	0	3.9	
at #21/19 Mississippi State	01/28/21	2	1-2	.500	0-0	.000	0-0	.000	1	0	1	1.2	0	0	0	0	0	2	3.8	
ALABAMA	01/31/21	4	1-1	1.000	0-0	.000	2-2	1.000	0	3	3	1.3	1	0	1	0	1	4	3.8	
at Auburn	02/04/21	13	1-5	.200	1-2	.500	0-0	.000	0	1	1	1.3	0	0	1	0	0	3	3.7	
Totals		0	124	20-50	.400	4-14	.286	12-21	.571	2	17	19	1.3	15	7	10	1	6	56	3.7

Games played: 15  
 Minutes/game: 8.3  
 Points/game: 3.7  
 FG Pct: 40.0  
 3FG Pct: 28.6  
 FT Pct: 57.1

Rebounds/game: 1.3  
 Assists/game: 0.5  
 Turnovers/game: 0.7  
 Assist/turnover ratio: 0.7  
 Steals/game: 0.4  
 Blocks/game: 0.1



# VICTARIA SAXTON

6-2 • Jr. • Forward • Rome, Ga.

5

## Career Stats at South Carolina

Season	gp-gs	min/avg	fg-fga	pct	3fg-fga	pct	ft-fa	pct	off	def	tot	avg	pf	fo	ast	to	blk	stl	pts	avg
2018-19	28-1	291/10.4	40-70	.571	0-0	.000	36-62	.581	51	32	83	3.0	41	0	5	19	35	14	116	4.1
2019-20	33-0	512/15.5	69-121	.570	0-0	.000	39-68	.574	52	76	128	3.9	60	0	10	28	43	29	177	5.4
2020-21	16-15	356/22.3	69-114	.605	0-0	.000	27-48	.563	43	58	101	6.3	32	0	7	20	28	19	165	10.3
TOTAL	77-16	1159/15.1	178-305	.584	0-0	.000	102-178	.573	146	166	312	4.1	133	0	22	67	106	62	458	5.9

## Career Notables

- Steady contributor off the bench through her first two seasons
- Picked up first career double-double at Mizzou (1/16/20)
- Ranked No. 47 overall and No. 6 forward in the 2018 class
- Averaged 24.3 points and 14.9 rebounds as a senior, leading team to Georgia Class AA Final Four
- Finished high school career as Model's all-time leading scorer (2,622) and averaged a double-double throughout her career

## Season Highlights

- Team captain for the second-straight season
- Ranks fourth in the SEC in blocks per game (1.8) and eighth in offensive rebounds per game (2.7)
- In conference play, ranks fourth in blocks per game (1.4), eighth in offensive rebounds per game (2.8) and 18th in rebounds per game (6.1)
- Posted her third straight game in double figures with 11 points at Auburn (Feb. 4), while pulling down seven rebounds and tying her career high with three steals
- Controlled the glass at #21/19 Mississippi State (Jan. 28), snagging five of her 11 rebounds in the first quarter on the way to her second double-double of the season with 13 points and 11 boards
- Continued to show her glass cleaning skills against #22/23 Georgia (Jan. 21), tying the game high with 11 rebounds, including six on the offensive end, which tied her career high
- Was an offensive powerhouse at Vanderbilt (Jan. 14), scoring 13 of her career-high 20 points in the first half and finished the game going 9-of-10 from the field
- Poured in 15 points at Alabama (Jan. 4) and snagged six offensive rebounds to tie her career high, including four in the third quarter to help hold off a Crimson Tide comeback attempt
- Just missed out on a double-double against Florida (Dec. 31), tying her career high with 12 rebounds ... posted three or more blocks for third straight game
- Took over in the fourth quarter against Temple (Dec. 17), scoring 11 of her 16 points in the period to help close out the win
- Continued to play a vital role in the post, with nine points and nine rebounds to go along with three blocks at #23/18 Iowa State
- Made her presence felt with a nine-point, six-rebound performance against #21/20 Gonzaga (Nov. 29)
- Tied her scoring career high in the season opener against Charleston (Nov. 25) scoring 19 points and pulled down a career-best 12 rebounds in the contest

## Awards

2019 SEC All-Freshman Team  
2x SEC Academic Honor Roll (2018-19, 2019-20)

## Miscellaneous

	Season	Career	Record
Double-Doubles	2	3	2-0
20+ Points	1	1	1-0
10+ Points	8	16	16-0
10+ Rebounds	4	5	5-0
5+ Blocks	1	2	2-0
Tm-High Points	2	3	3-0
Tm-High Rebs.	2	5	5-0

## Career Highs

Pts.....20 at Vanderbilt, 1/14/21  
FG.....9 at Vanderbilt, 1/14/21  
FGA.....11 at Alabama, 1/4/21  
FT.....8 vs. Georgia, 2/14/19  
FTA.....8, 4x, last vs. College of Charleston, 11/25/20  
Reb.....12, 2x, last vs. Florida, 12/31/20  
Off Reb.....6, 4x, last vs. Georgia, 1/21/21  
Blk.....5, 2x, last vs. College of Charleston, 11/25/20  
Stl.....3, 4x, last at Auburn, 2/4/21  
Asst.....2, 5x, last at Mississippi State, 1/28/21  
Min.....31 at Iowa State, 12/6/20

## SEC Career Highs

Pts.....20 at Vanderbilt, 1/14/21  
FG.....9 at Vanderbilt, 1/14/21  
FGA.....11 at Alabama, 1/4/21  
FT.....8 vs. Georgia, 2/14/19  
FTA.....8, 3x, last vs. Vanderbilt, 2/17/20  
Reb.....12 vs. Florida, 12/31/20  
Off Reb.....6, 3x, last vs. Georgia, 1/21/21  
Blk.....4 vs. Auburn, 2/13/20  
Stl.....3, 3x, last at Auburn, 2/4/21  
Asst.....2, 2x, last at Mississippi State, 1/28/21  
Min.....30 vs. Florida, 12/31/20

## GAME-BY-GAME

Opponent	Date	gs	min	Total		3-Pointers		Free throws		Rebounds				pf	a	t/o	blk	stl	pts	avg	
				fg-fga	pct	3fg-fga	pct	ft-fa	pct	off	def	tot	avg								
COL. OF CHARLESTON	11/25/20	*	18	7-9	.778	0-0	.000	5-8	.625	6	6	12	12.0	1	2	0	5	2	19	19.0	
vs South Dakota	11/28/20	*	15	2-5	.400	0-0	.000	0-0	.000	2	1	3	7.5	2	0	1	2	1	4	11.5	
vs #21/20 Gonzaga	11/29/20	*	22	3-4	.750	0-0	.000	3-4	.750	1	5	6	7.0	2	1	3	0	2	9	10.7	
#8/6 NC STATE	12/03/20	*	15	0-1	.000	0-0	.000	0-0	.000	0	3	3	6.0	4	0	1	0	0	0	8.0	
at #23/18 Iowa State	12/06/20	*	32	4-9	.444	0-0	.000	1-2	.500	3	6	9	6.6	4	1	4	3	0	9	8.2	
TEMPLE	12/17/20	*	22	7-9	.778	0-0	.000	2-3	.667	3	4	7	6.7	2	0	1	4	0	16	9.5	
FLORIDA	12/31/20	*	30	4-9	.444	0-0	.000	1-2	.500	5	7	12	7.4	1	0	4	3	3	9	9.4	
at Alabama	01/04/21	*	26	6-11	.545	0-0	.000	3-7	.429	6	0	6	7.3	2	0	0	1	1	15	10.1	
at #10/8 Kentucky	01/10/21	*	27	3-5	.600	0-0	.000	1-4	.250	1	1	2	6.7	2	0	0	1	2	7	9.8	
at Vanderbilt	01/14/21	*	21	9-10	.900	0-0	.000	2-5	.400	1	1	2	6.2	0	1	0	1	1	20	10.8	
#15/16 ARKANSAS	01/18/21	*	18	5-8	.625	0-0	.000	0-1	.000	0	4	4	6.0	2	0	1	1	0	10	10.7	
#22/23 GEORGIA	01/21/21	*	17	3-5	.600	0-0	.000	3-4	.750	6	5	11	6.4	3	0	2	2	1	9	10.6	
at LSU	01/24/21	*	25	2-5	.400	0-0	.000	0-2	.000	2	3	5	6.3	3	0	1	1	1	4	10.1	
at #21/19 Mississippi State	01/28/21	*	27	5-8	.625	0-0	.000	3-3	1.000	6	5	11	6.6	2	2	0	1	1	13	10.3	
ALABAMA	01/31/21	*	18	5-7	.714	0-0	.000	0-0	.000	0	1	1	6.3	2	0	1	2	1	10	10.3	
at Auburn	02/04/21	*	23	4-9	.444	0-0	.000	3-3	1.000	1	6	7	6.3	0	0	1	1	3	11	10.3	
Totals			15	356	69-114	.605	0-0	.000	27-48	.563	43	58	101	6.3	32	7	20	28	19	165	10.3

Games played: 16  
Minutes/game: 22.3  
Points/game: 10.3  
FG Pct: 60.5  
FT Pct: 56.3

Rebounds/game: 6.3  
Assists/game: 0.4  
Turnovers/game: 1.3  
Assist/turnover ratio: 0.4  
Steals/game: 1.2  
Blocks/game: 1.8





# OLIVIA THOMPSON

5-8 • So. • Guard • Lexington, S.C.



## Career Stats at South Carolina

Season	gp-gs	min/avg	fg-fga	pct	3fg-fga	pct	ft-fa	pct	off	def	tot	avg	pf	fo	ast	to	blk	stl	pts	avg
2019-20	22-0	111/5.0	13-41	.317	11-36	.306	0-0	.000	1	3	4	0.2	5	0	5	4	1	1	37	1.7
2020-21	13-0	45/3.5	6-15	.400	4-11	.364	0-0	.000	2	3	5	0.4	3	0	1	2	0	1	16	1.2
TOTAL	35-0	156/4.5	19-56	.339	15-47	.319	0-0	.000	3	6	9	0.3	8	0	6	6	1	2	53	1.5

## Career Notables

- Began career as a walk-on and earned a scholarship prior to the 2020-21 season
- Great energy, great teammate
- Hit at least one 3-pointer in eight of her 22 games played as a freshman
- SCBCA Class 5A Player of the Year (2019)

## Season Highlights

- Has played in 13 games this season, including eight SEC appearances
- Scored five points in the season opener against Charleston (Nov. 25), including one bucket from beyond the arc

## Awards

SEC First-Year Academic Honor Roll (2019-20)

## Miscellaneous

	Season	Career	Record
10+ Points	0	1	1-0

## Career Highs

Pts	.....	10 vs. Alabama State, 11/5/19
FG	.....	4 vs. Alabama State, 11/5/19
FGA	.....	7 vs. Alabama State, 11/5/19
3FG	.....	2, 3x, last at Florida, 2/27/20
3FGA	.....	6 at Ole Miss, 1/30/20
FT	.....	
FTA	.....	
Reb	.....	2 vs. Florida, 12/31/20
Blk	.....	1 at Clemson, 11/24/19
Stl	.....	1, 2x, last at Alabama, 1/4/21
Asst	.....	2 vs. USC Upstate, 11/21/19
Min	.....	14 at Ole Miss, 1/30/20

## SEC Career Highs

Pts	.....	6, 2x, last at Florida, 2/27/20
FG	.....	2, 2x last at Florida, 2/27/20
FGA	.....	6, 2x, last vs. Vanderbilt, 2/17/20
3FG	.....	2, 2x, last at Florida, 2/27/20
3FGA	.....	6 at Ole Miss, 1/30/20
FT	.....	
FTA	.....	
Reb	.....	2 vs. Florida, 12/31/20
Blk	.....	
Stl	.....	1 at Alabama, 1/4/21
Asst	.....	1, 3x, last vs Georgia, 1/21/21
Min	.....	14 at Ole Miss, 1/30/20

## GAME-BY-GAME

Opponent	Date	gs	min	Total		3-Pointers		Free throws		Rebounds				pf	a	t/o	blk	stl	pts	avg
				fg-fga	pct	3fg-fga	pct	ft-fa	pct	off	def	tot	avg							
COL. OF CHARLESTON	11/25/20	8	2-4	.500	1-2	.500	0-0	.000	0	0	0	0.0	0	0	1	0	0	5	5.0	
vs South Dakota	11/28/20	6	1-1	1.000	1-1	1.000	0-0	.000	0	0	0	0.0	1	0	0	0	0	3	4.0	
#8/6 NC STATE	12/03/20	0	0-0	.000	0-0	.000	0-0	.000	0	0	0	0.0	0	0	0	0	0	0	2.7	
at #23/18 Iowa State	12/06/20	4	0-1	.000	0-1	.000	0-0	.000	1	0	1	0.3	0	0	1	0	0	0	2.0	
TEMPLE	12/17/20	5	1-4	.250	0-3	.000	0-0	.000	1	0	1	0.4	0	0	0	0	0	2	2.0	
FLORIDA	12/31/20	5	0-1	.000	0-0	.000	0-0	.000	0	2	2	0.7	0	0	0	0	0	0	1.7	
at Alabama	01/04/21	1	0-0	.000	0-0	.000	0-0	.000	0	0	0	0.6	0	0	0	0	1	0	1.4	
at #10/8 Kentucky	01/10/21	0	0-0	.000	0-0	.000	0-0	.000	0	0	0	0.5	0	0	0	0	0	0	1.3	
at Vanderbilt	01/14/21	5	1-3	.333	1-3	.333	0-0	.000	0	1	1	0.6	1	0	0	0	0	3	1.4	
#22/23 GEORGIA	01/21/21	3	0-0	.000	0-0	.000	0-0	.000	0	0	0	0.5	0	1	0	0	0	0	1.3	
at #21/19 Mississippi State	01/28/21	1	1-1	1.000	1-1	1.000	0-0	.000	0	0	0	0.5	0	0	0	0	0	3	1.5	
ALABAMA	01/31/21	2	0-0	.000	0-0	.000	0-0	.000	0	0	0	0.4	0	0	0	0	0	0	1.3	
at Auburn	02/04/21	5	0-0	.000	0-0	.000	0-0	.000	0	0	0	0.4	1	0	0	0	0	0	1.2	
Totals		0	45	6-15	.400	4-11	.364	0-0	.000	2	3	5	0.4	3	1	2	0	1	16	1.2

Games played: 13  
 Minutes/game: 3.5  
 Points/game: 1.2  
 FG Pct: 40.0  
 3FG Pct: 36.4

Rebounds/game: 0.4  
 Assists/game: 0.1  
 Turnovers/game: 0.2  
 Assist/turnover ratio: 0.5  
 Steals/game: 0.1



# ELYSA WESOLEK

6-1 • Jr. • Forward • Charleston, S.C.

# 32

## Career Stats at South Carolina

Season	gp-gs	min/avg	fg-fga	pct	3fg-fga	pct	ft-fa	pct	off	def	tot	avg	pf	fo	ast	to	blk	stl	pts	avg
2018-19	12-0	52/4.3	7-20	.350	3-10	.300	6-7	.857	8	2	10	0.8	14	0	2	4	1	1	23	1.9
2019-20	20-0	99/5.0	11-29	.379	4-13	.308	2-2	1.000	4	12	16	0.8	11	0	4	9	1	3	28	1.4
2020-21	11-0	70/6.4	3-10	.300	0-3	.000	0-2	.000	6	10	16	1.5	9	0	0	1	3	2	6	0.5
<b>TOTAL</b>	<b>43-0</b>	<b>221/5.1</b>	<b>21-59</b>	<b>.356</b>	<b>7-26</b>	<b>.269</b>	<b>8-11</b>	<b>.727</b>	<b>18</b>	<b>24</b>	<b>42</b>	<b>1.0</b>	<b>34</b>	<b>0</b>	<b>6</b>	<b>14</b>	<b>5</b>	<b>6</b>	<b>57</b>	<b>1.3</b>

## Career Notables

- Hard worker who does what the team needs and keeps a good attitude
- Four-year starter at Northwood Academy including three seasons winning South Carolina Independent School Association (SCISA) 3A state championship (2015, 2016, 2017)
- Amassed over 1,000 points in her high school career, including averaging 18.5 points as a senior

## Season Highlights

- Impressed coaches in preseason with offseason work and improvement
- Has played in 11 games this season, including seven SEC outings
- Scored her first SEC points of the season with four at Vanderbilt (Jan. 14)
- Played a career-high 16 minutes in the season opener against Charleston (Nov. 25), notching new career bests in rebounds (4) and blocks (2)

## Awards

2x SEC Academic Honor Roll (2018-19, 2019-20)

## Miscellaneous

	Season	Career	Record
10+ Points	0	1	1-0

## Career Highs

Pts..... 10 vs. ETSU, 11/22/18  
 FG..... 3, 2x, last vs. Alabama State, 11/5/19  
 FGA..... 5 at Alabama State, 11/11/18  
 3FG..... 2 vs. ETSU, 11/22/18  
 3FGA..... 3 at Alabama State, 11/11/18  
 FT..... 3 at Alabama State, 11/11/18  
 FTA..... 3 at Alabama State, 11/11/18  
 Reb..... 4 vs. College of Charleston, 11/25/20  
 Blk..... 2 vs. College of Charleston, 11/25/20  
 Stl..... 2 vs. USC Upstate, 11/21/19  
 Asst..... 1, 6x, last at Missouri, 1/16/20  
 Min..... 16 vs. College of Charleston, 11/25/20

## SEC Career Highs

Pts..... 5, 2x, last vs. Vanderbilt, 2/17/20  
 FG..... 2, 2x, last at Vanderbilt, 1/14/21  
 FGA..... 3, 4x, last at Vanderbilt, 1/14/21  
 3FG..... 1 at Ole Miss, 1/30/20  
 3FGA..... 2 at Ole Miss, 1/30/20  
 FT..... 2 at Ole Miss, 1/30/20  
 FTA..... 2 at Ole Miss, 1/30/20  
 Reb..... 3 at Auburn, 2/4/21  
 Blk..... 1, 2x, last at Ole Miss, 1/30/20  
 Stl..... 1 vs. Alabama, 1/31/21  
 Asst..... 1 at Missouri, 1/16/20  
 Min..... 13 at Vanderbilt, 1/14/21

## GAME-BY-GAME

Opponent	Date	gs	min	Total		3-Pointers		Free throws		Rebounds				pf	a	t/o	blk	stl	pts	avg
				fg-fga	pct	3fg-fga	pct	ft-fa	pct	off	def	tot	avg							
COL. OF CHARLESTON	11/25/20	16	1-1	1.000	0-0	.000	0-0	.000	2	2	4	4.0	3	0	0	2	0	2	2	2.0
vs South Dakota	11/28/20	1	0-0	.000	0-0	.000	0-0	.000	0	1	1	2.5	1	0	0	0	0	0	1.0	1.0
at #23/18 Iowa State	12/06/20	4	0-1	.000	0-1	.000	0-0	.000	2	0	2	2.3	1	0	0	1	0	0	0.7	0.7
TEMPLE	12/17/20	11	0-1	.000	0-0	.000	0-2	.000	0	3	3	2.5	1	0	0	0	0	1	0	0.5
FLORIDA	12/31/20	2	0-1	.000	0-1	.000	0-0	.000	0	0	0	2.0	0	0	0	0	0	0	0.4	0.4
at Alabama	01/04/21	1	0-0	.000	0-0	.000	0-0	.000	0	0	0	1.7	0	0	0	0	0	0	0.3	0.3
at Vanderbilt	01/14/21	13	2-3	.667	0-0	.000	0-0	.000	1	0	1	1.6	0	0	0	0	0	4	0.9	0.9
#22/23 GEORGIA	01/21/21	7	0-1	.000	0-1	.000	0-0	.000	0	2	2	1.6	0	0	0	0	0	0	0.8	0.8
at #21/19 Mississippi State	01/28/21	3	0-0	.000	0-0	.000	0-0	.000	0	0	0	1.4	2	0	0	0	0	0	0.7	0.7
ALABAMA	01/31/21	3	0-0	.000	0-0	.000	0-0	.000	0	0	0	1.3	0	0	0	0	1	0	0.6	0.6
at Auburn	02/04/21	9	0-2	.000	0-0	.000	0-0	.000	1	2	3	1.5	1	0	1	0	0	0	0.5	0.5
<b>Totals</b>		<b>0</b>	<b>70</b>	<b>3-10</b>	<b>.300</b>	<b>0-3</b>	<b>.000</b>	<b>0-2</b>	<b>.000</b>	<b>6</b>	<b>10</b>	<b>16</b>	<b>1.5</b>	<b>9</b>	<b>0</b>	<b>1</b>	<b>3</b>	<b>2</b>	<b>6</b>	<b>0.5</b>

Games played: 11  
 Minutes/game: 6.4  
 Points/game: 0.5  
 FG Pct: 30.0  
 3FG Pct: 0.0  
 FT Pct: 0.0

Rebounds/game: 1.5  
 Turnovers/game: 0.1  
 Steals/game: 0.2  
 Blocks/game: 0.3



Official Basketball Box Score -- Game Totals -- Final Statistics
#1/1 South Carolina vs #23/18 Iowa State
12/06/20 11:00 am at Ames, IA

#1/1 South Carolina 83 • 4-1,0-0 SEC

Table with columns: Player, FG-FGA, 3-Ptr, FT-FTA, Rebounds (Off, Def, Tot), PF, TP, A, TO, Blk, Stl, Min. Includes team totals and shooting percentages.

1st - FG %: 10-18 55.6% 2nd: 8-19 42.1% 3rd: 11-17 64.7% 4th: 1-9 11.1% Game: 30-63 47.6% Deadball Rebounds 2,1
3FG %: 5-8 62.5% 1-6 16.7% 4-9 66.7% 1-3 33.3% 13-26 50.0% 1-8 12.5%
FT %: 2-2 100.0% 0-0 0.0% 2-3 66.7% 6-8 75.0% 10-13 76.9%

#23/18 Iowa State 65 • 2-2,1-0 Big 12

Table with columns: Player, FG-FGA, 3-Ptr, FT-FTA, Rebounds (Off, Def, Tot), PF, TP, A, TO, Blk, Stl, Min. Includes team totals and shooting percentages.

1st - FG %: 6-16 37.5% 2nd: 5-17 29.4% 3rd: 9-15 60.0% 4th: 3-14 21.4% Game: 23-62 37.1% Deadball Rebounds 0
3FG %: 1-5 20.0% 0-6 0.0% 4-9 44.4% 0-7 0.0% 5-27 18.5% 14-16 87.5%
FT %: 4-5 80.0% 3-3 100.0% 0-0 0.0% 7-8 87.5% 14-16 87.5%

Officials: Nykesha Thompson,Roy Gulbeyan,Dee Kantner
Technical fouls: #1/1 South Carolina-None. #23/18 Iowa State-None.
Attendance: 864
2020-21 Women's Basketball. Round: 0. Iowa St vs South Carolina. Played at Ja

Score by periods table with columns: 1st, 2nd, 3rd, 4th, Total. Shows scores for #1/1 South Carolina and #23/18 Iowa State.

Points, In Paint, Off T/O, 2nd Chance, Fast Break, Bench table for Iowa State.

Last FG - SC 4th-07:05, IowaSt 4th-01:38.
Largest lead - SC by 25 4th-07:05, IowaSt None.
SC led for 39:46. IowaSt led for 00:00. Game was tied for 00:14.

Score tied - 0 times.
Lead changed - 0 times.

Official Basketball Box Score -- Game Totals -- Final Statistics
Temple vs #5/4 South Carolina
12/17/20 7:00 pm at Columbia, SC

Temple 41 • 0-3,0-0 AAC

Table with columns: Player, FG-FGA, 3-Ptr, FT-FTA, Rebounds (Off, Def, Tot), PF, TP, A, TO, Blk, Stl, Min. Includes team totals and shooting percentages.

1st - FG %: 5-12 41.7% 2nd: 4-16 25.0% 3rd: 4-20 20.0% 4th: 1-12 8.3% Game: 14-60 23.3% Deadball Rebounds 2
3FG %: 2-4 50.0% 1-6 16.7% 4-5 80.0% 1-2 50.0% 9-13 69.2%
FT %: 2-4 50.0% 2-2 100.0% 4-5 80.0% 1-2 50.0%

#5/4 South Carolina 103 • 5-1,0-0 SEC

Table with columns: Player, FG-FGA, 3-Ptr, FT-FTA, Rebounds (Off, Def, Tot), PF, TP, A, TO, Blk, Stl, Min. Includes team totals and shooting percentages.

1st - FG %: 8-15 53.3% 2nd: 7-16 43.8% 3rd: 13-21 61.9% 4th: 11-21 52.4% Game: 39-73 53.4% Deadball Rebounds 6
3FG %: 3-4 75.0% 1-6 16.7% 4-7 57.1% 0-5 0.0% 8-22 36.4%
FT %: 2-2 100.0% 8-12 66.7% 4-7 66.7% 5-8 62.5% 17-25 68.0%

Officials: Karleena Tobin,Katie Lukanich,Pualani Spurlock
Technical fouls: Temple-None. #5/4 South Carolina-None.
Attendance: 3500
2020-21 Women's Basketball. Round: 0. South Carolina vs Temple. Played at Colo

Score by periods table with columns: 1st, 2nd, 3rd, 4th, Total. Shows scores for #5/4 South Carolina and Temple.

Points, In Paint, Off T/O, 2nd Chance, Fast Break, Bench table for Temple.

Last FG - Temple 4th-06:44, SC 4th-00:00.
Largest lead - Temple by 3 1st-08:23, SC by 62 4th-00:00.
Temple led for 02:01. SC led for 35:59. Game was tied for 02:00.

Score tied - 2 times.
Lead changed - 3 times.

Official Basketball Box Score -- Game Totals -- Final Statistics
Florida vs #5/4 South Carolina
12/31/20 4:00 pm at Columbia, SC

Florida 59 • 7-2,0-1 SEC

Table with columns: Player, FG-FGA, 3-Ptr, FT-FTA, Rebounds (Off, Def, Tot), PF, TP, A, TO, Blk, Stl, Min. Includes team totals and shooting percentages.

1st - FG %: 3-19 15.8% 2nd: 5-13 38.5% 3rd: 12-19 63.2% 4th: 4-14 28.6% Game: 24-65 36.9% Deadball Rebounds 5
3FG %: 0-3 0.0% 2-5 40.0% 4-6 66.7% 1-3 33.3% 7-17 41.2%
FT %: 0-2 0.0% 0-1 0.0% 1-3 33.3% 3-5 60.0% 4-11 36.4%

#5/4 South Carolina 75 • 6-1,1-0 SEC

Table with columns: Player, FG-FGA, 3-Ptr, FT-FTA, Rebounds (Off, Def, Tot), PF, TP, A, TO, Blk, Stl, Min. Includes team totals and shooting percentages.

1st - FG %: 6-21 28.6% 2nd: 11-20 55.0% 3rd: 7-22 31.8% 4th: 7-16 43.8% Game: 31-79 39.2% Deadball Rebounds 3,1
3FG %: 0-3 0.0% 1-5 20.0% 0-2 0.0% 2-6 33.3% 3-16 18.8%
FT %: 2-2 100.0% 2-2 100.0% 4-6 66.7% 2-2 100.0% 10-12 83.3%

Officials: Dawn Marsh,Natasha Camy,Pualani Spurlock-Welsh
Technical fouls: Florida-None. #5/4 South Carolina-None.
Attendance: 3500
2020-21 Women's Basketball. Round: 0. Florida vs South Carolina. Played at Col

Score by periods table with columns: 1st, 2nd, 3rd, 4th, Total. Shows scores for Florida and #5/4 South Carolina.

Points, In Paint, Off T/O, 2nd Chance, Fast Break, Bench table for Florida.

Last FG - UF 4th-00:09, SC 4th-01:18.
Largest lead - UF None, SC by 22 3rd-08:51.
UF led for 00:00. SC led for 39:27. Game was tied for 00:23.

Score tied - 0 times.
Lead changed - 0 times.

Official Basketball Box Score -- Game Totals -- Final Statistics
#5/4 South Carolina vs Alabama
01/04/21 6:00 pm at Tuscaloosa, AL

#5/4 South Carolina 77 • 7-1,2-0 SEC

Table with columns: Player, FG-FGA, 3-Ptr, FT-FTA, Rebounds (Off, Def, Tot), PF, TP, A, TO, Blk, Stl, Min. Includes team totals and shooting percentages.

1st - FG %: 9-21 42.9% 2nd: 6-11 54.5% 3rd: 9-24 37.5% 4th: 7-18 38.9% Game: 31-74 41.9% Deadball Rebounds 5
3FG %: 0-2 0.0% 1-2 50.0% 1-1 100.0% 1-3 33.3% 3-8 37.5%
FT %: 2-4 50.0% 4-7 57.1% 3-8 37.5% 3-5 60.0%

Alabama 60 • 8-1,1-1 SEC

Table with columns: Player, FG-FGA, 3-Ptr, FT-FTA, Rebounds (Off, Def, Tot), PF, TP, A, TO, Blk, Stl, Min. Includes team totals and shooting percentages.

1st - FG %: 7-17 41.2% 2nd: 3-15 20.0% 3rd: 7-12 58.3% 4th: 5-12 41.7% Game: 22-56 39.3% Deadball Rebounds 5
3FG %: 2-5 40.0% 1-6 16.7% 0-2 0.0% 1-3 33.3% 4-16 25.0%
FT %: 1-1 100.0% 2-4 50.0% 5-6 83.3% 4-8 50.0% 12-19 63.2%

Officials: Cameron Inouye,Angelica Suffren,Dee Kantner
Technical fouls: #5/4 South Carolina-None. Alabama-None.
Attendance: 637
2020-21 Women's Basketball. Round: 0. Alabama vs South Carolina. Played at Col

Score by periods table with columns: 1st, 2nd, 3rd, 4th, Total. Shows scores for #5/4 South Carolina and Alabama.

Points, In Paint, Off T/O, 2nd Chance, Fast Break, Bench table for Alabama.

Last FG - SC 4th-00:55, Bama 4th-03:44.
Largest lead - SC by 18 4th-00:55, Bama None.
SC led for 38:12. Bama led for 00:00. Game was tied for 01:48.

Score tied - 1 time.
Lead changed - 0 times.







**2020-21 South Carolina Basketball**  
**South Carolina Points-Rebounds-Assists (as of Feb 04, 2021)**  
**All games**

Opponent	Date	Score	THOMPSON,	COOKE,ZIA	RUSSELL,	EN HENDERSON	BOSTON,ALI	SAXTON,VIC	LITTLETON,	BEAL,BREA	AMHERE,LA	GRISSETT,L	WESOLEKE
			00	01	02	03	04	05	11	12	15	24	32
CC	11/25/20	119-38 W	5-0-0	18-1-3	14-4-2	11-6-5	11-12-1	19-12-2	7-8-0	8-2-1	11-11-2	13-10-3	2-4-0
vs SD	11/28/20	81-71 W	3-0-0	19-5-1	2-0-1	19-9-3	12-8-4	4-3-0	0-0-0	3-5-3	11-9-1	8-5-1	0-1-0
vs Gonz	11/29/20	79-72 W	DNP	16-4-4	DNP	23-3-2	10-5-0	9-6-1	1-1-1	12-7-1	6-4-2	2-2-1	DNP
NCSU	12/03/20	46-54 L	0-0-0	11-5-1	0-0-0	2-7-6	9-9-0	0-3-0	0-2-0	5-4-0	11-15-2	8-3-0	DNP
at lowaSt	12/06/20	83-65 W	0-1-0	19-1-4	8-1-0	12-4-7	13-15-3	9-9-1	5-7-3	13-4-2	4-2-1	DNP	0-2-0
Temple	12/17/20	103-41 W	2-1-0	23-3-4	11-3-1	8-3-7	14-9-1	16-7-0	6-4-2	5-3-3	11-3-1	7-7-3	0-3-0
UF	12/31/20	75-59 W	0-2-0	26-3-5	0-1-0	2-7-9	28-16-1	9-12-0	DNP	4-1-2	2-3-2	4-2-0	0-0-0
at Bama	01/04/21	77-60 W	0-0-0	18-3-2	0-0-0	20-8-5	5-10-0	15-6-0	DNP	8-10-0	3-5-0	8-4-2	0-0-0
at UK	01/10/21	75-70 W	0-0-0	7-3-1	3-1-0	22-8-3	20-12-1	7-2-0	0-0-0	2-6-0	10-4-1	4-3-0	DNP
at Vandy	01/14/21	106-43 W	3-1-0	9-2-2	6-3-1	12-7-9	9-10-2	20-2-1	8-3-2	17-3-1	11-8-1	7-12-0	4-1-0
Ark	01/18/21	104-82 W	DNP	9-3-3	3-1-1	14-2-10	26-16-3	10-4-0	7-5-1	22-4-1	6-1-2	7-8-0	DNP
UGA	01/21/21	62-50 W	0-0-1	16-2-0	0-0-0	2-4-3	16-11-2	9-11-0	1-5-1	9-7-1	4-2-1	5-0-1	0-2-0
at LSU	01/24/21	69-65 W	DNP	11-1-0	0-0-1	16-5-8	20-14-0	4-5-0	0-1-0	10-4-4	0-2-0	8-3-3	DNP
at MSU	01/28/21	75-52 W	3-0-0	19-3-3	2-1-0	6-4-2	6-12-0	13-11-2	2-0-2	6-5-0	7-7-2	11-5-1	0-0-0
Bama	01/31/21	87-63 W	0-0-0	21-2-0	4-3-0	14-6-7	6-13-6	10-1-0	8-3-2	11-6-0	7-1-0	6-4-0	0-0-0
at AUB	02/04/21	77-58 W	0-0-0	17-2-2	3-1-0	4-4-9	14-8-1	11-7-0	6-4-2	6-5-1	6-9-0	10-4-0	0-3-0

**2020-21 South Carolina Basketball**  
**South Carolina Team Game-by-Game Comparison (as of Feb 04, 2021)**  
**All games**

Opponent	1st	2nd	Score	Mar	Total FG	FG Pct	3-Pointers	3FG Pct	Free Throws	FT Pct	Rebounds	Assist	T/Over	Block	Steal	Fouls
COL. OF CHARLESTON	62/20	57/18	119-38	+81	42-71/13-74	.592/.176	4-13/1-23	.308/.043	31-47/11-24	.660/.458	73/28	19/0	15/18	13/3	12/6	20/31
South Dakota	37/37	44/34	81-71	+10	30-72/29-67	.417/.433	5-14/2-16	.357/.125	16-29/11-20	.552/.550	45/37	14/15	9/8	5/3	6/5	22/25
#21/20 Gonzaga	38/34	41/38	79-72	+7	26-54/29-55	.481/.527	2-5/9-19	.400/.474	25-41/5-13	.610/.385	36/29	12/20	12/15	4/5	6/4	17/32
#8/6 NC STATE	20/21	26/33	46-54	(8)	20-74/20-68	.270/.294	2-12/4-17	.167/.235	4-11/10-12	.364/.833	54/49	9/10	11/9	6/7	2/2	15/12
#23/18 Iowa State	44/30	39/35	83-65	+18	30-63/23-62	.476/.371	13-26/5-27	.500/.185	10-13/14-16	.769/.875	50/24	21/8	19/10	6/5	1/8	21/10
TEMPLE	44/25	59/16	103-41	+62	39-73/14-60	.534/.233	8-22/4-23	.364/.174	17-25/9-13	.680/.692	54/30	22/6	6/8	7/5	10/1	8/19
FLORIDA	39/18	36/41	75-59	+16	31-79/24-65	.392/.369	3-16/7-17	.188/.412	10-12/4-11	.833/.364	51/39	19/11	15/21	10/2	12/3	14/14
Alabama	37/26	40/34	77-60	+17	31-74/22-56	.419/.393	3-8/4-16	.375/.250	12-24/12-19	.500/.632	55/31	9/9	13/12	4/5	7/5	14/21
#10/8 Kentucky	32/41	43/29	75-70	+5	30-64/28-74	.469/.378	2-4/3-20	.500/.150	13-21/11-12	.619/.917	46/31	6/10	18/13	10/7	6/12	13/20
Vanderbilt	49/13	57/30	106-43	+63	42-76/19-65	.553/.292	7-17/2-8	.412/.250	15-25/3-9	.600/.333	60/28	19/3	12/19	9/2	10/7	12/18
#15/16 ARKANSAS	42/37	62/45	104-82	+22	40-74/32-71	.541/.451	8-15/7-13	.533/.538	16-22/11-14	.727/.786	50/29	21/10	13/9	10/6	4/6	16/19
#22/23 GEORGIA	30/18	32/32	62-50	+12	22-62/22-65	.355/.338	2-11/1-5	.182/.200	16-24/5-8	.667/.625	47/37	10/13	20/23	14/7	14/5	15/20
LSU	23/25	46/40	69-65	+4	27-57/25-60	.474/.417	2-15/2-6	.133/.333	13-25/13-17	.520/.765	39/33	16/4	16/17	3/1	8/7	15/22
#21/19 Mississippi State	36/23	39/29	75-52	+23	27-66/22-65	.409/.338	2-13/3-14	.154/.214	19-22/5-15	.864/.333	51/38	12/9	13/15	4/6	9/6	14/20
ALABAMA	40/41	47/22	87-63	+24	31-61/24-66	.508/.364	6-10/7-21	.600/.333	19-20/8-12	.950/.667	43/30	15/9	13/13	8/4	10/6	15/21
Auburn	47/18	30/40	77-58	+19	31-63/23-66	.492/.348	6-12/7-15	.500/.467	9-14/5-10	.643/.500	51/29	15/11	17/9	6/3	4/7	12/15

Note: Game totals are displayed in the format TEAM/OPPONENT for each category

**2020-21 South Carolina Basketball**  
**South Carolina Combined Team Statistics (as of Feb 04, 2021)**  
**Conference games only**

<b>RECORD:</b>		<b>OVERALL</b>		<b>HOME</b>		<b>AWAY</b>		<b>NEUTRAL</b>	
ALL GAMES		10-0		4-0		6-0		0-0	
CONFERENCE		10-0		4-0		6-0		0-0	
NON-CONFERENCE		0-0		0-0		0-0		0-0	

##	Player	gp-gs	min	avg	Total		3-Point		F-Throw		Rebounds					pts	avg					
					fg-fga	fg%	3fg-fga	3fg%	ft-fa	ft%	off	def	tot	avg	pf			dq	a	to	blk	stl
01	Zia Cooke	10-10	303	30.3	56-132	.424	9-30	.300	32-41	.780	3	21	24	2.4	15	0	18	23	1	11	153	15.3
04	Aliyah Boston	10-10	293	29.3	61-119	.513	5-17	.294	23-31	.742	40	82	122	12.2	25	0	16	17	40	12	150	15.0
03	Destanni Henderson	10-10	332	33.2	42-98	.429	9-25	.360	19-21	.905	10	45	55	5.5	9	0	65	28	0	13	112	11.2
05	Victoria Saxton	10-10	232	23.2	46-77	.597	0-0	.000	16-31	.516	28	33	61	6.1	17	0	3	10	14	14	108	10.8
12	Brea Beal	10-10	257	25.7	36-73	.493	8-22	.364	15-24	.625	14	37	51	5.1	20	0	10	10	5	9	95	9.5
24	LeLe Grissett	10-0	181	18.1	27-57	.474	0-1	.000	16-26	.615	29	16	45	4.5	18	0	7	23	6	2	70	7.0
15	Laeticia Amihere	10-0	174	17.4	23-65	.354	0-3	.000	10-19	.526	20	22	42	4.2	19	0	9	25	11	12	56	5.6
11	Destiny Littleton	8-0	106	13.3	9-18	.500	6-10	.600	8-10	.800	2	19	21	2.6	4	0	10	5	1	5	32	4.0
02	Eniya Russell	10-0	62	6.2	8-25	.320	2-7	.286	3-6	.500	1	10	11	1.1	8	0	3	5	0	4	21	2.1
00	Olivia Thompson	8-0	22	2.8	2-5	.400	2-4	.500	0-0	.000	0	3	3	0.4	2	0	1	0	0	1	6	0.8
32	Elysa Wesolek	7-0	38	5.4	2-7	.286	0-2	.000	0-0	.000	2	4	6	0.9	3	0	0	1	0	1	4	0.6
Team											25	27	52				3					
Total.....		10	2000		312-676	.462	41-121	.339	142-209	.679	174	319	493	49.3	140	0	142	150	78	84	807	80.7
Opponents.....		10	2000		241-653	.369	43-135	.319	77-127	.606	112	213	325	32.5	190	3	89	151	43	64	602	60.2

**2020-21 South Carolina Basketball**  
**South Carolina Combined Team Statistics (as of Jan 28, 2021)**  
**vs. Ranked Teams**

<b>RECORD:</b>		<b>OVERALL</b>		<b>HOME</b>		<b>AWAY</b>		<b>NEUTRAL</b>	
ALL GAMES		6-1		2-1		3-0		1-0	
CONFERENCE		4-0		2-0		2-0		0-0	
NON-CONFERENCE		2-1		0-1		1-0		1-0	

##	Player	gp-gs	min	avg	Total		3-Point		F-Throw		Rebounds					pts	avg					
					fg-fga	fg%	3fg-fga	3fg%	ft-fa	ft%	off	def	tot	avg	pf			dq	a	to	blk	stl
04	Aliyah Boston	7-7	205	29.3	40-80	.500	4-14	.286	16-21	.762	27	53	80	11.4	20	0	9	16	29	7	100	14.3
01	Zia Cooke	7-7	222	31.7	34-98	.347	8-22	.364	21-24	.875	1	20	21	3.0	9	0	16	16	0	5	97	13.9
03	Destanni Henderson	7-7	245	35.0	29-75	.387	6-16	.375	17-22	.773	9	23	32	4.6	7	0	33	18	1	4	81	11.6
12	Brea Beal	7-7	183	26.1	24-50	.480	7-14	.500	14-20	.700	11	26	37	5.3	12	0	5	10	4	7	69	9.9
05	Victoria Saxton	7-7	158	22.6	23-40	.575	0-0	.000	11-18	.611	17	29	46	6.6	19	0	4	11	8	6	57	8.1
15	Laeticia Amihere	7-0	135	19.3	19-53	.358	0-4	.000	10-17	.588	16	19	35	5.0	17	1	11	13	7	7	48	6.9
24	Lele Grissett	6-0	119	19.8	14-29	.483	0-0	.000	9-22	.409	12	9	21	3.5	14	1	3	10	3	3	37	6.2
02	Eniya Russell	6-0	37	6.2	6-15	.400	2-5	.400	2-4	.500	1	3	4	0.7	7	0	1	6	1	0	16	2.7
11	Destiny Littleton	7-0	74	10.6	5-13	.385	3-7	.429	3-6	.500	4	16	20	2.9	3	0	8	2	0	3	16	2.3
00	Olivia Thompson	5-0	8	1.6	1-2	.500	1-2	.500	0-0	.000	1	0	1	0.2	0	0	1	1	0	0	3	0.6
32	Elysa Wesolek	3-0	14	4.7	0-2	.000	0-2	.000	0-0	.000	2	2	4	1.3	3	0	0	0	1	0	0	0.0
Team											18	15	33				3					
Total.....		7	1400		195-457	.427	31-86	.360	103-154	.669	119	215	334	47.7	111	2	91	106	54	42	524	74.9
Opponents.....		7	1400		176-460	.383	32-115	.278	61-90	.678	81	156	237	33.9	133	3	80	94	43	43	445	63.6

Date	Opponent	Score	Att.
@ 11/29/20	vs #21/20 Gonzaga	w 79-72	0
12/03/20	#8/6 NC STATE	L 46-54	3500
< 12/06/20	at #23/18 Iowa State	w 83-65	864
* 01/10/21	at #10/8 Kentucky	w 75-70	1200
* 01/18/21	#15/16 ARKANSAS	w 104-82	3500
* 01/21/21	#22/23 GEORGIA	w 62-50	3500
* 01/28/21	at #21/19 Mississippi State	w 75-52	1000



**2020-21 South Carolina Basketball**  
**South Carolina Combined Team Statistics (as of Feb 04, 2021)**  
**All games**

<b>RECORD:</b>	<b>OVERALL</b>	<b>HOME</b>	<b>AWAY</b>	<b>NEUTRAL</b>
ALL GAMES	15-1	6-1	7-0	2-0
CONFERENCE	10-0	4-0	6-0	0-0
NON-CONFERENCE	5-1	2-1	1-0	2-0

##	Player	gp-gs	min	avg	Total		3-Point		F-Throw		Rebounds				pf	dq	a	to	blk	stl	pts	avg
					fg-fga	fg%	3fg-fga	3fg%	ft-fga	ft%	off	def	tot	avg								
01	Zia Cooke	16-16	486	30.4	91-217	.419	25-59	.424	52-67	.776	6	37	43	2.7	21	0	35	37	1	15	259	16.2
04	Aliyah Boston	16-16	460	28.8	90-182	.495	7-26	.269	32-45	.711	61	119	180	11.3	41	0	25	25	47	19	219	13.7
03	Destanni Henderson	16-16	513	32.1	68-154	.442	16-41	.390	35-43	.814	15	72	87	5.4	16	0	95	37	2	18	187	11.7
05	Victoria Saxton	16-15	356	22.3	69-114	.605	0-0	.000	27-48	.563	43	58	101	6.3	32	0	7	20	28	19	165	10.3
12	Brea Beal	16-16	393	24.6	55-116	.474	12-31	.387	19-35	.543	25	51	76	4.8	31	0	20	17	8	14	141	8.8
24	Lele Grissett	15-0	272	18.1	43-78	.551	0-1	.000	22-43	.512	42	30	72	4.8	30	1	15	26	9	6	108	7.2
15	Laeticia Amihere	16-1	300	18.8	40-111	.360	0-8	.000	30-51	.588	37	49	86	5.4	37	1	18	34	19	13	110	6.9
02	Eniya Russell	15-0	124	8.3	20-50	.400	4-14	.286	12-21	.571	2	17	19	1.3	15	0	7	10	1	6	56	3.7
11	Destiny Littleton	14-0	181	12.9	14-36	.389	7-19	.368	16-20	.800	4	39	43	3.1	8	0	16	7	1	8	51	3.6
00	Olivia Thompson	13-0	45	3.5	6-15	.400	4-11	.364	0-0	.000	2	3	5	0.4	3	0	1	2	0	1	16	1.2
32	Elysa Wesolek	11-0	70	6.4	3-10	.300	0-3	.000	0-2	.000	6	10	16	1.5	9	0	0	1	3	2	6	0.5
Team											39	38	77				6					
Total.....		16	3200		499-1083	.461	75-213	.352	245-375	.653	282	523	805	50.3	243	2	239	222	119	121	1318	82.4
Opponents.....		16	3200		369-1039	.355	68-260	.262	137-225	.609	182	340	522	32.6	319	8	148	229	71	90	943	58.9

<b>TEAM STATISTICS</b>	<b>SC</b>	<b>OPP</b>	<b>Date</b>	<b>Opponent</b>	<b>Score</b>	<b>Att.</b>
SCORING	1318	943	11/25/20	COL. OF CHARLESTON	w 119-38	3500
Points per game	82.4	58.9	@ 11/28/20	vs South Dakota	w 81-71	0
Scoring margin	+23.4	-	@ 11/29/20	vs #21/20 Gonzaga	w 79-72	0
FIELD GOALS-ATT	499-1083	369-1039	12/03/20	#8/6 NC STATE	L 46-54	3500
Field goal pct	.461	.355	< 12/06/20	at #23/18 Iowa State	w 83-65	864
3 POINT FG-ATT	75-213	68-260	12/17/20	TEMPLE	w 103-41	3500
3-point FG pct	.352	.262	* 12/31/20	FLORIDA	w 75-59	3500
3-pt FG made per game	4.7	4.3	* 01/04/21	at Alabama	w 77-60	637
FREE THROWS-ATT	245-375	137-225	* 01/10/21	at #10/8 Kentucky	w 75-70	1200
Free throw pct	.653	.609	* 01/14/21	at Vanderbilt	w 106-43	24
F-Throws made per game	15.3	8.6	* 01/18/21	#15/16 ARKANSAS	w 104-82	3500
REBOUNDS	805	522	* 01/21/21	#22/23 GEORGIA	w 62-50	3500
Rebounds per game	50.3	32.6	* 01/24/21	at LSU	w 69-65	918
Rebounding margin	+17.7	-	* 01/28/21	at #21/19 Mississippi State	w 75-52	1000
ASSISTS	239	148	* 01/31/21	ALABAMA	w 87-63	3500
Assists per game	14.9	9.3	* 02/04/21	at Auburn	w 77-58	608
TURNOVERS	222	229				
Turnovers per game	13.9	14.3				
Turnover margin	+0.4	-				
Assist/turnover ratio	1.1	0.6				
STEALS	121	90				
Steals per game	7.6	5.6				
BLOCKS	119	71				
Blocks per game	7.4	4.4				
ATTENDANCE	24500	5251				
Home games-Avg/Game	7-3500	7-750				
Neutral site-Avg/Game	-	2-0				

@ = Bad Boy Mowers Crossover Classic (Sioux Falls, S.D.)  
 < = SEC/Big 12 Challenge  
 \* = SEC game

<b>Score by Periods</b>	<b>1st</b>	<b>2nd</b>	<b>3rd</b>	<b>4th</b>	<b>Totals</b>
South Carolina	328	292	387	311	1318
Opponents	218	209	269	247	943