

GAME 21 | SUNDAY, FEBRUARY 21, 2021

#2/3 SOUTH CAROLINA (17-3, 12-1) VS. #17/17 KENTUCKY (15-5, 8-4)

3 P.M. | COLUMBIA, SC. | COLONIAL LIFE ARENA (3,500)

TV: ESPN | RADIO: 1320 AM / 107.5 FM (IN PROGRESS)
 LIVE STATS: GAMECOCKS.STATBROADCAST.COM

ABOUT TODAY'S GAME

- South Carolina will recognize the seniors associated with the team prior to today's game. In addition to senior guard LeLe Grissett, the Gamecocks will honor senior manager Alexis Boston and senior practice players Andrew Bryson, Wyatt Ross and Tommy Webb.
- The South Carolina-Kentucky series is tied 34-34 after the Gamecocks have won 12 of the last 13 meetings. The Wildcats' last win in the series was a 65-57 decision on Feb. 21, 2019, in Colonial Life Arena.
- In honor of Black History Month, the Gamecocks will honor Columbia Mayor Steve Benjamin in the first half. In previous games, they have recognized Edith Cook, the first Black player in program history, and South Carolina Exec. Assoc. AD/SWA/Chief Diversity Officer Maria Hickman.

GAMECOCK NOTABLES

- South Carolina has been locked into the No. 3 spot in the NET for most of the season thanks to a non-conference strength of schedule ranked sixth in the country and the depth in the SEC. The Gamecocks' four wins against Net 1-25 teams are second-most in the country and their 10 wins vs. Net 1-50 teams leads the nation.
- Defensively, the Gamecocks have allowed just five opponents to score more than 65 points this season and just six others have reached 60 points.
- South Carolina's guards have scored 53.6 percent of the team's 45.0 points in the paint per game this season (24.1 ppg).
- The Gamecocks lead the nation with 7.3 blocked shots per game, including 7.8 per SEC game. Aliyah Boston leads the way with an SEC-best 3.1 per game to rank 11th in the nation, and Victoria Saxton's 1.7 are fifth in the league. All but one Gamecock has blocked at least one shot this season with the South Carolina guards accounting for a combined 1.4 blocks per game.
- South Carolina has not been out-rebounded this season and is third in the country with an SEC-best +16.1 rebounding margin. In nine games against ranked opponents, the Gamecocks have won the rebounding battle by double digits six times, including a +15 advantage at Kentucky (Jan. 10).
- Unanimous AP Preseason All-America Aliyah Boston needs just one more double-double to move into the program's career top 10. Of her 24 career double-doubles (in 53 career games), 15 have come in just 28 career SEC games, which ranks her third in program history. Her eight SEC double-doubles this season trail only A'ja Wilson (9) and Alaina Coates (10) in the Gamecock record book.
- In the last three games, point guard Destanni Henderson has poured in 15.0 points per game on 56.3 percent shooting, including 50.0 percent from 3-point range, and added 2.3 steals per game in the stretch. The effort has lifted her 3-point percentage to a team-best 41.1 on the season while shooting 44.8 percent overall.
- Sophomore Zia Cooke has scored 16.2 points per game over the last five SEC outings and has a team-high 17 games scoring in double figures. She has had the team's best scoring average (15.7 ppg, 12th in the SEC) for most of the season and has a team-best nine games as the top scorer, including five SEC contests.

GAMECOCKS

17-3, 12-1 SEC

Ranking: 2/3 (AP/Coaches)

Head Coach: Dawn Staley

Record at SC: 322-101 (13th)

Career Record: 494-181 (21st)

Top Scorer: Zia Cooke (15.7)

Top Rebounder: Aliyah Boston (11.8)



WILDCATS

15-5, 8-4 SEC

Ranking: 17/17 (AP/Coaches)

Head Coach: Kyra Elzy

Record at UK: 15-5

Career Record: Same

Top Scorer: Rhyne Howard (19.7)

Top Rebounder: Rhyne Howard (7.2)



SCHEDULE/RESULTS

Nov. 25	Charleston (SECN+)	W, 119-88
	<i>Women's Bad Boy Mowers Crossover Classic</i>	
Nov. 28	vs. South Dakota	W, 81-71
Nov. 29	vs. #21/20 Gonzaga	W, 79-72
Dec. 3	#8/6 NC State (ESPN2)	L, 46-54
	<i>SEC/Big 12 Challenge</i>	
Dec. 6	at #23/18 Iowa State (ESPNU)	W, 83-65
Dec. 17	Temple (SECN)	W, 103-41
Dec. 31	Florida* (ESPNU)	W, 75-59
Jan. 4	at Alabama (SECN)	W, 77-60
Jan. 10	at #10/8 Kentucky* (ESPN)	W, 75-70
Jan. 14	at Vanderbilt* (SECN+)	W, 106-43
Jan. 18	#15/16 Arkansas* (ESPN2)	W, 104-82
Jan. 21	#22/23 Georgia* (SECN)	W, 62-50
Jan. 24	at LSU* (SECN)	W, 69-65
Jan. 28	at #21/19 Mississippi St.* (ESPN)	W, 75-52
Jan. 31	Alabama* (SECN)	W, 87-63
Feb. 4	at Auburn* (SECN+)	W, 77-58
Feb. 8	at #2/5 UConn (FS1)	L, 59-63
Feb. 11	Missouri* (SECN)	W, 77-62
Feb. 14	LSU* (SECN)	W, 66-59
Feb. 18	at #21/21 Tennessee (SECN)	L, 67-75
Feb. 21	#17/17 Kentucky* (ESPN)	3 p.m.
Feb. 25	Ole Miss*	TBA
Feb. 28	at Texas A&M* (ESPN2)	2 p.m.
Mar. 3-7	SEC Tournament (Greenville, S.C.)	TBA

All Times Listed as Eastern and are subject to change

* indicates SEC Game

SECN is SEC Network; SECN+ is SEC Network online via ESPN app

6

Six different Gamecocks have scored in double figures at least five times this season.

7.3

South Carolina leads the nation with 7.3 blocks per game, including 7.8 in SEC play.

15

Aliyah Boston has pulled down double-digit rebounds in 15 of her 20 games this season.

17.6

The Gamecocks are scoring 17.6 fast break points per game with scoring 5.0 of them per game and assisting on another 3.3.












56.7

South Carolina averages 45.0 points per game in the paint, accounting for 56.7 percent of its offense.

TALE OF THE TAPE

SOUTH CAROLINA	79.3	.449	.330	.655	14.8	60.1	.364	.265	+16.1	13.9	+0.2	7.3	7.4
	Points	FG%	3FG%	FT%	FTM per Game	Scoring Def.	FG% Def.	3FG% Def.	Reb. Margin	Assists	TO Margin	Blocks	Steals
KENTUCKY	75.1	.443	.348	.710	10.8	64.8	.412	.297	-0.2	14.8	+4.0	3.9	9.4

2020-21 SOUTH CAROLINA MEDIA ROSTER

0		<p>Olivia Thompson 5-8 • So. • Guard • Lexington, S.C.</p> <p>PPG 1.1 RPG 0.3 APG 0.1 FG% .375 FT% —</p>	<p>LAST GM: 1 stl at Tennessee NOTABLE: Good outside shooter ... has played in 15 games this season, hitting a 3 in four ... 2019 SCBCA Class 5A Player of the Year and SC HS Sports Report co-Statewide Player of the Year.</p>	<p>Career Highs Pts: 10 vs. Alabama St, 11/5/19 Ast: 2 vs. USC Upstate, 11/21/19 Stl: 1, 3x, at Tennessee, 2/18/21 Reb: 2 vs. Florida, 12/31/20 Min: 14 at Ole Miss, 1/30/20</p>
1		<p>Zia Cooke 5-9 • So. • Guard • Toledo, Ohio <i>ZY-uh COOK</i></p> <p>PPG 15.7 RPG 2.8 APG 2.3 FG% .394 FT% .782</p>	<p>LAST GM: 15 pts, 3 rebs, 2 assts at Tennessee NOTABLE: Explosive, athletic guard who finds the rim and has great body control ... 12th in SEC in ppg, 10th in FT% ... 17 games of 10+ points, including three 20-point games ... Naismith, Wade, Wooden Watch Lists; Drysdale Top 10.</p>	<p>Career Highs Pts: 27 at Dayton 11/13/19 Reb: 7 at Dayton, 11/13/19 Ast: 5, 2x, vs. Florida, 12/31/20 Stl: 4 vs. USC Upstate, 11/21/19 Min: 37, 3x, at UConn, 2/8/21</p>
2		<p>Eniya Russell 6-1 • Fr. • Guard • Baltimore, Md. <i>ih-NYE-uh</i></p> <p>PPG 3.6 RPG 1.2 APG 0.4 FG% .368 FT% .576</p>	<p>LAST GM: 4 pts, 2 rebs, 1 blk at Tennessee NOTABLE: Good passer, can shoot deep 3, gets to the rim, strong pull-up game ... has played in 18 games, including all 13 in SEC ... 2 games of 10+ points ... scored 14.9 points per game as a high school senior.</p>	<p>Career Highs Pts: 14 vs. Charleston, 11/25/20 Reb: 4 vs. Charleston, 11/25/20 Ast: 2 vs. Charleston, 11/25/20 Stl: 2, 2x, at Vandy, 1/14/21 Min: 20, 2x, at Vandy, 1/14/21</p>
3		<p>Destanni Henderson 5-7 • Jr. • Guard • Fort Myers, Fla. <i>DES-tuh-nee</i></p> <p>PPG 12.2 RPG 5.1 APG 5.5 FG% .448 FT% .745</p>	<p>LAST GM: 15 pts, 3 3FG, 6 assts at Tennessee NOTABLE: Confident, explosive guard ... 1st in SEC in apg, 19th in nation; 5th in A:TO (2.0)... in SEC games – 5.9 apg (1st), 2.0 A:TO (5th) ... Crossover Classic MVP ... 2020 SEC All-Tournament, 2019 SEC All-Freshman Team.</p>	<p>Career Highs Pts: 23 vs. Gonzaga, 11/29/20 Reb: 9 vs. S. Dakota, 11/28/20 Ast: 10 vs. Arkansas, 1/18/21 Stl: 5 at Temple, 12/7/19 Min: 40 at Tennessee, 2/18/21</p>
4		<p>Aliyah Boston 6-5 • So. • For. • St. Thomas, U.S.V.I. <i>uh-LEE-uh</i></p> <p>PPG 13.8 RPG 11.8 BPG 3.1 FG% .500 FT% .717</p>	<p>LAST GM: 17 pts, 16 rebs, 1 blk at Tennessee NOTABLE: Captain ... physical, loves contact, good range ... 12th in NCAA in rpg, 2nd in SEC; 11th in NCAA in bpg, 1st in SEC ... vs. SEC 14.6 ppg (18th), 12.5 rpg (2nd), 3.9 bpg (1st) ... Preseason All-America, Naismith, Wade, Wooden Watch Lists.</p>	<p>Career Highs Pts: 28 vs. Florida, 12/31/20 Reb: 25 vs. Arkansas, 1/9/20 Blk: 10, 2x, vs. Georgia, 1/21/21 Stl: 4, 2x, S. Dakota, 11/28/20 Min: 43 at UConn, 2/8/21</p>
5		<p>Victoria Saxton 6-2 • Jr. • Forward • Rome, Ga. <i>vic-TAR-ee-uh</i></p> <p>PPG 9.7 RPG 6.3 BPG 1.7 FG% .577 FT% .600</p>	<p>LAST GM: 6 pts, 6 rebs, 2 blks at Tennessee NOTABLE: Team captain ... lithe, athletic forward, quick off the floor, great rebounder and shot blocker ... 5th in SEC in bpg, 7th in off. rpg (2.8), 20th in rpg ... 9 games of 10+ points, 4 games of 10+ rebs ... 2019 SEC All-Freshman Team.</p>	<p>Career Highs Pts: 20 at Vandy, 1/14/21 Reb: 12, 2x, vs. Florida, 12/31/20 Blk: 5, 2x, Charleston, 11/25/20 Stl: 3, 4x, at Auburn, 2/4/21 Min: 32 at Iowa State, 12/6/20</p>
11		<p>Destiny Littleton 5-9 • Jr. • Guard • San Diego, Calif.</p> <p>PPG 3.3 RPG 2.9 APG 0.9 FG% .381 FT% .800</p>	<p>LAST GM: 4 rebs, 10 mins vs. LSU NOTABLE: Big guard, good scorer/shooter ... returning from procedure to alleviate chronic ankle issues last season ... played in 17 games, 9 SEC ... getting stronger with each game ... 4 games of 5 or more rebounds.</p>	<p>Career Highs Pts: 22 vs. Northwestern St, 12/29/18* Reb: 8, 2x, vs. Charleston, 11/25/20 Ast: 7 vs. Northwestern St, 12/29/18* Stl: 3, 2x, at Oklahoma St, 2/12/19* Min: 34, 2x, vs. Kansas St, 2/17/19* <small>* indicates set prior to South Carolina</small></p>
12		<p>Brea Beal 6-1 • So. • Guard • Rock Island, Ill. <i>BREE</i></p> <p>PPG 8.3 RPG 4.7 APG 1.2 FG% .451 FT% .571</p>	<p>LAST GM: 4 pts, 1 reb, 14 mins at Tennessee NOTABLE: Big, physical guard who got stronger in offseason ... brings intangibles, incredible competitiveness ... takes toughest defensive assignment ... 10+ points in six games, 2 gms 10+ rebs.</p>	<p>Career Highs Pts: 22 vs. Arkansas, 1/18/21 Reb: 13 at Missouri, 1/16/20 Ast: 4, 3x, at LSU, 1/24/21 Stl: 3, 4x, vs. Miss. State, 1/20/20 Min: 45 at UConn, 2/8/21</p>
15		<p>Laeticia Amihere 6-4 • So. • For. • Mississauga, Ontario <i>luh-TEE-shuh ah-MEE-hear</i></p> <p>PPG 6.5 RPG 5.1 BPG 1.0 FG% .364 FT% .590</p>	<p>LAST GM: 4 pts, 3 rebs, 2 assts at Tennessee NOTABLE: Explosive, athletic forward with solid guard skills ... growing confidence with more game action ... 12th in SEC in bpg ... 10+ points 6 times, 10+ rebounds 2 times, 3+ blocks 3 times.</p>	<p>Career Highs Pts: 16 at Ole Miss, 1/30/20 Reb: 15 vs. NC State, 12/3/20 Blk: 3, 7x, vs. Arkansas, 1/18/21 Stl: 4 vs. Georgia, 1/21/21 Min: 30 vs. S. Dakota, 11/28/20</p>
24		<p>LeLe Grissett 6-2 • Sr. • G/F • Durham, N.C. <i>LEE-lee grih-SET</i></p> <p>PPG 6.4 RPG 4.3 APG 0.9 FG% .527 FT% .511</p>	<p>LAST GM: 2 pts, 1 reb, 2 stls at Tennessee NOTABLE: Long, versatile and high-energy guard who can play any position on the floor, including recent time at point guard ... "big guard" who can score in the post and rebound ... 13th in SEC in off. rpg (24) ... 10+ pts in 3 gms.</p>	<p>Career Highs Pts: 22 at Vanderbilt, 1/18/18 Reb: 12 at Vandy, 1/14/21 Ast: 4, 2x, vs. Arkansas, 3/7/20 Stl: 4, 2x, vs. Georgia, 3/6/20 Min: 29 vs. Tennessee, 1/14/18</p>
32		<p>Elysa Wesolek 6-1 • Jr. • Forward • Charleston, S.C. <i>uh-LISS-uh WES-uh-leck</i></p> <p>PPG 0.5 RPG 1.4 BPG 0.2 FG% .300 FT% .000</p>	<p>LAST GM: 1 reb, 1 min at Tennessee NOTABLE: Solid shooting forward ... has played in 13 games, including 9 SEC ... appeared in 20 games in 2019-20, including 10 of 16 SEC contests ... has one double-figure scoring game in her career ... 2018 SCISA Miss Basketball.</p>	<p>Career Highs Pts: 10 vs. ETSU, 11/22/18 Reb: 2, 9x, vs. Georgia, 1/21/21 Ast: 1, 6x, at Missouri, 1/16/20 Stl: 2 vs. USC Upstate, 11/21/19 Min: 13 at Vandy, 1/14/21</p>

QUICK FACTS

The University

Location: Columbia, S.C.
Founded: 1801
Enrollment: 33,176
Colors: Garnet (PMS 202C) and Black
Nickname: Gamecocks
Conference: Southeastern
President: Bob Caslen
Athletics Director: Ray Tanner
Facility: Colonial Life Arena (18,000)

Coaching Staff

Head Coach: Dawn Staley
Alma Mater: Virginia, 1992
Overall Record: 494-181 (21st season)
School Record: 322-101 (13th season)
Assoc. Head Coach, Alma Mater:
 Lisa Boyer, Ithaca, 1979 (13th season)
Assistant Coaches, Alma Mater:
 Fred Chmiel, Excelsior, 2001 (6th season)
 Jolette Law, Iowa, 1990 (4th season)

Team Information

2019-20 Record: 32-1
 Home: 15-0 Away: 12-0 Neutral: 5-1
SEC Record (Finish): 16-0 (1st)
 Home: 8-0 Away: 8-0
Letterwinners Returning/Lost: 9/2
Starters Returning/Lost: 3/2

Program History

First Year of Women's Basketball: 1974-75
All-Time Record: 902-530 (47th season)
All-Time SEC Record: 204-68 (30th season)
NCAA Appearances (Last): 16 (2019)
NCAA Tournament Record: 28-14
2019 NCAA Result: Sweet 16, L, 68-93 vs. Baylor, Greensboro, N.C.
WNIT Appearances (Last): 4 (2011)
WNIT Record: 3-4

Media Relations

Women's Basketball Contact: Diana Koval
Office: 803.777.7977
Cell: 314.369.6050
Email: dkoval@mailbox.sc.edu
Press Row Phone: 803.777.6182
Women's Basketball on Social Media:
Twitter: @GamecockWBB
Instagram: @GamecockWBB
Facebook: @GamecockWBB
TikTok: @GamecockWBB
Head Coach on Social Media
Twitter: @DawnStaley
Instagram: @Staley05
Athletics Department on the Web
Website: GamecocksOnline.com
Twitter: @GamecocksOnline
Instagram: @GamecocksOnline
Facebook: Facebook.com/GamecocksOnline
YouTube: YouTube.com/GamecocksOnline

CURRENT STREAKS

	Total	Home	Road	Neut.
Overall	L1	W7	L2	W7
SEC	L1	W14	L1	—
Non-Conference	L1	W1	L1	W7
Ranked Teams	L2	W2	L2	W4

Five-Second Count

South Carolina women's basketball is in the midst of its most successful era, claiming at least 20 wins for the last nine seasons, including four 30-win seasons in the last six campaigns. The Gamecocks have played in the NCAA Elite Eight three times in the last five NCAA Tournaments, including winning the 2017 National Championship, and have been ranked in the AP Top 25 for 164 consecutive weeks, 28 straight weeks in the top five – the longest active streak in the country. Staley has led the Gamecocks to their only No. 1 rankings in program history (12 weeks in 2014-15, 10 weeks in 2019-20, 3 weeks in 2020-21), five SEC regular-season titles and five SEC Tournament championships.

Under Staley's leadership, six Gamecocks have earned All-America status, two have earned SEC Player of the Year honors and 19 have picked up All-SEC recognition at least once. Eight Gamecocks have been selected in the WNBA Draft in the last five years, including 2018 No. 1 overall pick Aja Wilson, who went on to become the Gamecocks' second-straight WNBA Rookie of the Year (2018) and the program's first WNBA MVP (2020).

Kentucky Series Notes

The Gamecocks have won 12 of the last 13 meetings dating back to the 2016-17 season, which has leveled the series at 34-34. South Carolina is 18-10 against Kentucky in the Dawn Staley era.

Both teams have been nationally ranked in 19 of the 29 meetings in the Dawn Staley era, including 18 of the last 20. Thirteen games of the Staley era have been decided by single digits, including the two most recent meetings. The home team is 15-10 in the Staley era.

In this season's first meeting, the Gamecocks shot 50.0 percent in the second half and held the Wildcats to just 22.7 percent accuracy in the fourth quarter to escape Lexington with a 75-70 victory. Aliyah Boston and Destanni Henderson each scored at least 20 points, combining for 30 of the team's 43 second-half points.

Home Sweet Home

The Gamecocks are 477-165 (.743) all-time in home games, including a 165-34 mark under head coach Dawn Staley. Her .829 winning percentage at home is second among the program's seven all-time head coaches (Pam Parsons (41-7) .854).

Playing in its 19th season at Colonial Life Arena, South Carolina boasts a 228-67 (.773) record in the building, including three undefeated seasons since 2013-14. Staley's share of that record is 162-34 (.827).

WHAT MATTERS

South Carolina head coach Dawn Staley picked "What Matters" as this season's theme, reflecting the value of knowing what matters most to you – your why – and how focusing on that provides a navigational guide through challenging times.

Each Gamecock wrote her own personal statement of "What Matters" to her. Pieces of each statement were blended together as a script for the video that launched the team.

That video and each Gamecocks' personal "What Matters" statement can be found at GamecocksOnline.com/WhatMatters.

Ranked Readings

South Carolina is 82-64 against nationally ranked opponents under head coach Dawn Staley, although that record is skewed by the early seasons of her tenure. The Gamecocks are 67-25 (.728) versus ranked foes since the start of the 2014-15 campaign, including a 24-18 mark against top-10 opponents during that time.

This season, the Gamecocks are 6-3 against ranked opponents, with their six victories are two shy of Texas A&M for the most such wins in the country.

Schedule Strength

The Gamecocks are second in the country in past opponents' winning percentage (.673) and leads the nation in all opponents' winning percentage (.688).

South Carolina's eight games against nationally ranked opponents is tied with SEC rivals Arkansas, Kentucky and Texas A&M for the most among AP Top 25 teams.

The Gamecocks' 22-game schedule includes nine games against teams ranked in the most recent AP Top 25 and/or USA Today Coaches' Poll.

Ranking Review

The Gamecocks are ranked No. 2 in the AP Poll and No. 3 in the USA Today Coaches' Poll this week.

Ranked in the AP Top 25 for the last 164 consecutive weeks, South Carolina has the fourth-longest active streak in the nation. With 28 consecutive appearances in the top five of the AP Poll, the Gamecocks have the longest active streak of top-five showings in the nation.

Staley's Stand

In her 21st season as a head coach, Dawn Staley has a .732 (494-181) winning percentage, which ranks 13th in the nation among active head coaches with at least 10

GAMECOCKS IN THE RANKINGS (thru games of 2/19)

Team	SEC	NCAA	Actual	Aliyah Boston	SEC	NCAA	Actual
Scoring Offense	2	19	79.3	Scoring Avg.	22	—	13.8
Scoring Defense	2	72	60.1	Rebounding Avg.	2	12	11.8
Scoring Margin	1	10	+19.3	Field Goal Percentage	7	70	.500
Field Goal Percentage	4	39	.449	Blocked Shots Per Game	1	11	3.1
Field Goal %age Def.	2	35	.364	Off. Rebs. Per Game	2	13	4.3
3-Point FG %age	8	85	.330	Zia Cooke	SEC	NCAA	Actual
3-Point FG %age Def.	2	30	.265	Scoring Avg.	12	151	15.7
3-Point FG Made/Gm.	13	285	4.4	FT Percentage	10	166	.782
Free Throw Percentage	12	259	.655	Destanni Henderson	SEC	NCAA	Actual
Rebounding Offense	1	2	49.2	Assists Per Game	1	19	5.5
Rebounding Defense	4	—	33.2	Assist-to-Turnover Ratio	5	72	2.0
Rebounding Margin	1	3	+16.1	Minutes Per Game	8	—	33.0
Assists Per Game	9	120	13.9	Victoria Saxton	SEC	NCAA	Actual
Steals Per Game	9	181	7.4	Rebounding Avg.	20	—	6.3
Turnover Margin	10	164	+0.2	Blocked Shots Per Game	5	69	1.7
Turnovers Per Game	—	69	14.2	Off. Rebs. Per Game	7	—	2.8
Assist-to-Turnover Ratio	6	89	1.0				
Blocked Shots Per Game	1	1	7.3				
Home Attendance Avg.	1	1	3,500				

seasons of experience (sixth among Power 5 conference coaches). The unanimous 2020 National Coach of the Year, she became the first person to win both a Naismith Player of the Year Trophy and a Naismith Coach of the Year Trophy.

Leading the Gamecocks for the 13th season, Staley is the program's all-time winningest coach (322) with a program-record nine postseason appearances (8 NCAA/1 WNIT). She accounts for both of the Gamecocks' Final Four appearances (2015, 2017) and the first national championship in program history.

After winning five SEC regular-season titles, Staley has won 150 SEC games to rank second among active league coaches (Gary Blair, Texas A&M, 151) and fourth all-time. Entering this season, her 11.5 SEC wins average is the best all-time among coaches with at least 10 seasons in the league, and her .739 SEC winning percentage (150-53) is second only to Tennessee's Pat Summitt (.874) in league history.

Preseason Props

After ending the shortened 2019-20 season at No. 1, the Gamecocks opened 2020-21 in that spot on every preseason poll. It marked the first preseason No. 1 ranking for the program.

SEC coaches and media were unanimous in their pick of the Gamecocks to repeat as SEC regular-season champion.

Who to Watch

A trio of Gamecocks captured preseason recognition, and two continue to appear on all the major watch lists.

Sophomore Aliyah Boston leads the way as a unanimous AP Preseason All-America selection, Wade Trophy Watch List member and Preseason All-SEC First-Team selection by both the coaches and media. She is on the Naismith Trophy Midseason Team, Wooden Award Late Season Watch List and Lisa Leslie Award Top 10.

Sophomore Zia Cooke is just behind Boston as an All-SEC Preseason Second-Team by the league's coaches. She appears on the most current lists for all three national player of the year awards and is on the Ann Meyers Drysdale Award Top 10 and The Dawn Staley Award Midseason Watch List.

Junior Destanni Henderson joined Cooke on The Dawn Staley Award Midseason Watch List, and sophomore Brea Beal was on the preseason Cheryl Miller Award Watch List.

Historic Boston

With her 16 points, 11 rebounds and 10 blocks against #22/23 Georgia, Unanimous AP Preseason All-American Aliyah Boston became the first Gamecock to record a triple-double against an SEC opponent and against a ranked opponent. Hers is just the seventh triple-double in an SEC regular-season game in league history; it was just the second that included blocked shots.

Boston is also the first in Gamecock history to record multiple triple-doubles in her career, joining just two other

SEC players in that category in league history. She is the first to do it with blocked shots.

Boston's 24 double-doubles in 53 career games are one shy of the program's top 10. Fifteen of those 24 have come in SEC play, which is the third-most in program history, trailing only A'ja Wilson (2015-18) with 21 and Alaina Coates (2014-17) with 27. Twelve of the 24 have been against ranked opponents, including five this season.

In just her 47th career game, Boston reached the program's career top 10 in blocked shots (130), hitting

NATIONAL RANKINGS

Associated Press Poll (Feb. 15)

1. UConn	16-1
2. South Carolina	17-2
3. Louisville	19-1
4. NC State	13-2
5. Texas A&M	19-1
6. Stanford	18-2
7. Baylor	16-2
8. UCLA	12-3
9. Maryland	14-2
10. Arizona	14-2
11. Michigan	11-1
12. South Florida	11-1
13. Oregon	12-4
14. Indiana	13-4
15. Ohio State	12-3
16. Gonzaga	18-2
17. Kentucky	14-5
18. Arkansas	15-7
19. DePaul	11-4
20. West Virginia	16-3
21. Tennessee	12-5
22. Georgia	16-4
23. South Dakota State	17-2
24. Northwestern	11-4
25. Missouri State	13-2

USA Today/WBCA Coaches' Poll (Feb. 16)

1. UConn	16-1
2. Louisville	19-1
3. South Carolina	17-2
4. Stanford	18-2
5. Texas A&M	19-1
6. NC State	13-2
7. Arizona	14-2
8. Baylor	16-2
9. UCLA	12-3
10. Maryland	14-2
11. Michigan	11-1
12. Indiana	13-4
13. Oregon	12-4
14. Ohio State	12-3
15. South Florida	11-1
16. Gonzaga	18-2
17. Kentucky	14-5
18. Arkansas	15-7
19. DePaul	11-4
20. Missouri State	13-2
21. Tennessee	12-5
22. Northwestern	11-4
23. Georgia	16-4
24. West Virginia	16-3
25. South Dakota State	17-2

FROM THE WEIGHT ROOM...

The Gamecocks' athleticism and physicality are both natural and fine-tuned by hours in the weight room under the guidance of sports performance coach Molly Binetti. A few key measurements from the team...

Wingspan

Laeticia Amihere – 6-foot-10
Aliyah Boston – 6-foot-9.5
Victoria Saxton – 6-foot-5

Power

7 of 11 Gamecocks have a standing, two-foot vertical jump over 25 inches with Victoria Saxton leading the way at 29 inches. She can also touch 10-foot-5.

6 Gamecocks have broad jumps greater than eight feet with Saxton leading at 9-foot-1.

Strength

8 of 11 Gamecocks back squat over 225 pounds – BEST: Amihere, 305

Speed

The Gamecock have serious speed in the open court. Laeticia Amihere registered the fastest 3/4-court sprint time at 2.96 seconds. Brea Beal, Zia Cooke, and Destanni Henderson all registered times between 3.1 and 3.15 seconds

Amihere has a 27.9-inch vertical jump (a 6-inch improvement from last season) and can touch 10-foot-9.

All 11 Gamecocks bench press over 135 pounds – BEST: Amihere, 175

Henderson improved her vertical jump from 24 inches to 27 inches this season.

10 of 11 Gamecocks can do multiple chin-ups – BEST: Cooke, 12

TEAM STATEMENT ON NATIONAL ANTHEM DEMONSTRATION

As a team, we have taken our season theme of "What Matters" to heart. We are a team of individuals who each have opinions about what matters most to us.

During the national anthem this season, each of us has made an individual decision about how to use our platform to call attention to what matters most to us. Many of us stay seated or kneel to shine a light on the need for racial equality, social justice and ending systemic racism in our country. One of us chooses to stand in honor of her family's military service.

The two positions are not mutually exclusive. Each action does not reflect one belief **OR** the other; we are capable of having multiple passions, multiple values. We do not believe that one action demonizes the other.

At the end of the anthem, just as before it, we are a team; and the best part of being on a team is learning from, accepting and supporting each other's decisions. While we differ in the way we express ourselves during the anthem, we are united by that unconditional support of each other.

We know that not everyone will agree with the decisions we made, but we ask that everyone respect our right to make them.

GAMECOCKS IN 2020-21 NATIONAL POLLS

Poll	Pre	11/30	12/7	12/14	12/21	12/28	1/4	1/11	1/18	1/25	2/1	2/8	2/15	2/22	3/1	3/8	3/15	3/22	3/29	Final
Associated Press	1	1	5	5	5	5	5	5	4	4	2	1	1							
Coaches	1	—	4	4	4	4	4	4	3	3	1	3	3							

the mark 11 games faster than record-holder A'ja Wilson, who finished her career with 363 blocks in 138 games. Boston is currently seventh with 147 career blocks, one away from Michelle Murray (1990-93) in sixth place with 148. Fifth place is 164 (Elem Ibiyam, 2012-15).

Boardroom

South Carolina opened the season with a Staley-era record 73 rebounds against Charleston (Nov. 25) and hasn't looked back. The Gamecocks are second in the nation in rebounds per game (49.2) and third in rebound margin at an SEC-best +16.1 advantage.

The Gamecocks have not been out-rebounded this season and have a +12.2 rebounding margin in their nine games against ranked opponents. South Carolina is fourth in the nation in offensive rebounding (17.3) and averages 17.6 second-chance points. The Gamecocks are cleaning up an SEC-best 44.0 percent of their own missed shots, including 43.3 percent in SEC games.

Sophomore Aliyah Boston leads the way on the glass (11.8 rpg), ranking 12th in the nation and second in the SEC overall and in league games (12.5). Her 4.3 offensive rebounds per game are 13th in the country.

Junior Victaria Saxton and senior LeLe Grissett are also among the SEC's top 15 in offensive rebounds per game, ranking seventh (2.8) and 13th (2.4), respectively.

Block Party

South Carolina is annually among the best shot blocking teams in the country, and the 2020-21 Gamecocks are no different as they lead the nation with 7.3 blocks per game, including 7.8 in SEC play.

Ten different Gamecocks have at least one block, and three rank among the league's top 15 in blocks per game.

Aliyah Boston averages an SEC-best 3.9 blocks in league games to sit at 11th in the country at 3.1 blocks per game on the season. She has 11 games of three or more blocks, including four of five or more.

Victaria Saxton is next in line with 1.7 blocks per game to rank fifth in the SEC, and Laeticia Amihere's 1.0 are 12th.

Free for All

The Gamecocks continue to get to the free throw line at one of the highest rates in the country. South Carolina's 452 trips to the line are seventh in the nation. Its 296 made free throws rank 14th.

Zia Cooke leads the parade to the free throw line with 78 attempts this season, shooting 78.2 percent from the stripe to rank 10th in the SEC.

They Got Next

The Gamecocks signed the No. 1 recruiting class in the country in November as Staley and her staff added four from the Class of 2021. All four are ranked among the top 14 players in the class, including the Nos. 2, 3 and 4 entries.

Sania Feagin (6-3, F, Ellenwood, Ga.)

- No. 4 in Class of 2021
- 2021 Naismith Trophy Finalist

- 2020 Georgia Gatorade Player of the Year and 6A First-Team All-State
- 2019-20 stats: 17.2 ppg, 10.4 rpg, 3.6 bpg

Bree Hall (5-11, G, Dayton, Ohio)

- No. 14 in Class of 2021
- 2021 Naismith Trophy Midseason List
- 2020 Div. I All-Ohio Second Team
- 2019-20 stats: 21.4 ppg, 7.4 rpg, .555 FG percentage

Raven Johnson (5-8, G, Atlanta, Ga.)

- No. 2 in Class of 2021
- 2021 Naismith Trophy Finalist
- 2020 Georgia All-Classification Player of the Year
- Led team to three straight state championships
- 2019-20 stats: 15.0 ppg, 3.9 apg, 4.3 spg

Saniya Rivers (6-0, G, Wilmington, N.C.)

- No. 3 in Class of 2021
- 2021 Naismith Trophy Semifinalist
- Two-time NC Gatorade Player of the Year
- 2020 All-Area Player of the Year
- 2019-20 stats: 25.0 ppg, 11.7 rpg, 6.3 spg

2020-21 DOUBLE-DOUBLES

Aliyah Boston (10)

11/25	College of Charleston	11 pts/12 rebs
12/6	at Iowa State	13 pts/15 rebs
12/31	Florida	28 pts/16 rebs
1/10	at #10/8 Kentucky	20 pts/12 rebs
1/18	#15/16 Arkansas	26 pts/16 rebs
1/21	#22/23 Georgia	16 pts/11 rebs
1/24	at LSU	20 pts/14 rebs
2/8	at #2/5 UConn	17 pts/15 rebs
2/11	Missouri	11 pts/12 rebs
2/14	LSU	12 pts/13 rebs
2/18	at #21/21 Tennessee	17 pts/16 rebs

Laeticia Amihere (2)

11/25	College of Charleston	11 pts/11 rebs
12/3	NC State	11 pts/15 rebs

Victaria Saxton (2)

11/25	College of Charleston	19 pts/12 rebs
1/28	at #21/19 Mississippi State	13 pts/11 rebs

LeLe Grissett (1)

11/25	College of Charleston	13 pts/10 rebs
-------	-----------------------	----------------

Destanni Henderson (1)

1/18	#15/16 Arkansas	14 pts/10 assts
------	-----------------	-----------------

GAMES LED TEAM IN ... (includes ties for team lead)

Scoring	2020-21	Career	Record
Zia Cooke	9	20	19-1
Aliyah Boston	6	13	11-1
Destanni Henderson	5	10	9-1
Victaria Saxton	2	3	3-0
Laeticia Amihere	1	2	1-1
LeLe Grissett	0	3	3-0
Destiny Littleton	0	3*	2-1
Brea Beal	0	1	1-0

Rebounding	2020-21	Career	Record
Aliyah Boston	16	41	39-2
Victaria Saxton	2	5	5-0
Laeticia Amihere	2	4	3-1
Destanni Henderson	2	3	3-0
LeLe Grissett	1	10	7-3
Brea Beal	1	5	5-0
Destiny Littleton	0	3*	1-2

Assists	2020-21	Career	Record
Destanni Henderson	16	24	21-3
Zia Cooke	4	6	5-1
Brea Beal	1	3	3-0
Aliyah Boston	1	1	1-0
Destiny Littleton	0	2*	2-0
Laeticia Amihere	0	1	1-0
LeLe Grissett	0	1	1-0

* indicates includes games prior to transfer to SC

MISCELLANEOUS STATS

Triple-Doubles	2020-21	Career	Record
Aliyah Boston	1	2*	2-0

Double-Doubles	2020-21	Career	Record
Aliyah Boston	11	24	22-2
Laeticia Amihere	2	2	1-1
Victaria Saxton	2	3	3-0
LeLe Grissett	1	2	1-1
Destanni Henderson	1	1	1-0
Brea Beal	0	1	1-0

20+ Points	2020-21	Career	Record
Aliyah Boston	4	6	6-0
Zia Cooke	3	8	8-0
Destanni Henderson	3	4	4-0
Brea Beal	1	1	1-0
Victaria Saxton	1	1	1-0
LeLe Grissett	0	1	1-0
Destiny Littleton	0	1*	1-0

10+ Points	2020-21	Career	Record
Zia Cooke	17	41	38-3
Aliyah Boston	14	42	39-3
Destanni Henderson	13	31	28-3
Victaria Saxton	8	17	17-0
Laeticia Amihere	6	9	8-1
Brea Beal	5	11	11-0
LeLe Grissett	3	16	14-2
Eniyah Russell	2	2	2-0
Destiny Littleton	0	12*	9-3
Olivia Thompson	0	1	1-0
Elysa Wesolek	0	1	1-0

* indicates includes games prior to transfer to SC

^ indicates program record

10+ Rebounds	2020-21	Career	Record
Aliyah Boston	14	30	28-2
Victaria Saxton	4	5	5-0
Brea Beal	2	7	6-1
Laeticia Amihere	2	2	1-1
LeLe Grissett	2	3	2-1

5+ Assists	2020-21	Career	Record
Destanni Henderson	11	19	17-2
Aliyah Boston	1	1	1-0
Destiny Littleton	0	1*	1-0

5+ Steals	2020-21	Career	Record
Destanni Henderson	0	1	1-0

5+ Blocks	2020-21	Career	Record
Aliyah Boston	4	10	10-0
Victaria Saxton	1	2	2-0

2020-21 AWARDS

Brea Beal

Cheryl Miller Award Watch List (Preseason)

Aliyah Boston

Naismith Defensive Player of the Year Watch List
SEC Player of the Week (1/5-1/11, 1/19-25)
ESPN Player of the Week (1/18-24)
Wooden Award Late Season Top 20
Naismith Trophy Midseason Team
Wade Trophy Midseason Watch List
Lisa Leslie Award Top 10 Watch List
Preseason All-America (AP, Lindy's)
Preseason All-SEC First Team (Coaches, Media)

Zia Cooke

Wooden Award Late Season Top 20
Naismith Trophy Midseason Team
Wade Trophy Midseason Watch List
Ann Meyers Drysdale Award Top 10 Watch List
The Dawn Staley Award Midseason Watch List
Preseason All-SEC Second Team (Coaches)
Bad Boy Mowers Crossover Classic All-Tourn. Team

Destanni Henderson

The Dawn Staley Award Midseason Watch List
Bad Boy Mowers Crossover Classic Tournament MVP
SEC co-Player of the Week (11/25-11/30)

Dawn Staley

Naismith Coach of the Year Late Season Watch List

IN THE STALEY ERA

Wins

30-Win Seasons.....	4
25-Win Seasons.....	8
20-Win Seasons.....	9
Winning Seasons.....	10

National Rankings

Weeks in the AP Top 25.....	169
Weeks in the AP Top 10.....	124
Weeks in the AP Top 3.....	57
Weeks at AP No. 1.....	26

Postseason

NCAA Tournament Appearances.....	8
NCAA Sweet 16s.....	7
NCAA Final Fours.....	2
National Championships.....	1

In the SEC

Regular-Season Championships.....	5
Regular-Season Top 5 Finishes.....	10
Tournament Championships.....	5

2020-21 GAMECOCK ROSTER

No.	Name	Pos.	Ht.	Yr.	Hometown/Last School
0	Olivia Thompson	G	5-8	So.	Lexington, S.C./Lexington
1	Zia Cooke	G	5-9	So.	Toledo, Ohio/Rogers
2	Eniya Russell	G	6-1	Fr.	Baltimore, Md./Saint Vincent Pallotti
3	Destanni Henderson	G	5-7	Jr.	Fort Myers, Fla./Fort Myers
4	Aliyah Boston	F	6-5	So.	St. Thomas, U.S.V.I./Worcester (Mass.) Acad.
5	Victoria Saxton	F	6-2	Jr.	Rome, Ga./Model
11	Destiny Littleton	G	5-9	Jr.	San Diego, Calif./Texas
12	Breanna Beal	G	6-1	So.	Rock Island, Ill./Rock Island
15	Laeticia Amihere	F	6-3	So.	Mississauga, Ontario/Kings Way Christian
24	LeLe Grissett	G/F	6-2	Sr.	Durham, N.C./Hillside
32	Elysa Wesolek	F	6-1	Jr.	Charleston, S.C./Northwood Academy

Head Coach: Dawn Staley

Assoc. Head Coach: Lisa Boyer, **Assistant Coaches:** Fred Chmiel, Jolette Law

TEAM SPECIALTY STATS

South Carolina-Opponent

	Pts. in Paint	Pts. Off TOs	2nd Chance	Fast Break
11/25 CofC	74-18	21-8	34-8	43-5
11/28 vs. USD	42-50	9-11	14-2	27-11
11/30 vs. Gonz.	44-30	12-14	18-6	20-5
12/3 NCSU	28-30	4-6	6-6	12-9
12/6 at ISU	18-36	17-14	15-4	3-6
12/17 Temple	54-16	30-4	20-10	28-3
12/31 Fla.	40-28	18-9	15-9	14-8
1/4 at Ala.	46-32	18-4	22-11	21-4
1/10 at Ky.	56-34	11-22	23-10	12-8
1/14 at Vandy	66-32	25-6	20-2	41-12
1/18 Ark.	60-34	6-18	24-6	21-17
1/21 UGa	36-28	22-7	19-10	15-10
1/24 at LSU	48-32	15-14	8-7	30-6
1/28 at MSU	44-28	16-10	21-3	17-8
1/31 Ala.	44-34	14-17	10-4	12-11
2/4 at Aub.	44-28	5-11	16-6	9-0
2/8 at UConn	40-36	11-19	17-10	0-10
2/11 Mizzou	44-24	12-6	14-6	13-0
2/14 LSU	32-30	13-20	23-7	15-11
2/18 at Tenn.	40-40	17-17	13-11	3-10
2/21 Ky.				
2/28 at TAM				
Season Avg	45.0-31.0	14.8-11.8	17.6-7.0	17.6-7.9
SEC Avg.	46.2-31.1	14.8-12.4	17.7-7.1	16.8-8.4

STARTERS VS. BENCH

	SC Starters	Opp. Starters	SC Bench	Opp. Bench
11/25 CofC	67	25	52	13
11/28 vs. USD	57	62	24	9
11/30 vs. Gonz.	70	57	9	15
12/3 NCSU	27	54	19	0
12/6 at ISU	66	57	17	8
12/17 Temple	61	36	42	5
12/31 Miss.	69	6	44	15
1/4 at Ala.	66	11	56	4
1/10 at Ky.	58	49	17	21
1/14 at Vandy	67	37	39	6
1/18 Ark.	81	66	23	16
1/21 UGa	52	40	10	10
1/24 at LSU	61	40	8	25
1/28 at MSU	50	33	25	19
1/31 Ala.	62	52	25	11
2/4 at Aub.	52	46	25	12
2/8 at UConn	52	7	51	12
2/11 Mizzou	56	32	21	30
2/14 LSU	56	45	10	14
2/18 at Tenn.	57	61	10	14
2/21 Ky.				
2/28 at TAM				
Season Avg	59.4	47.2	20.0	13.0
SEC Avg.	60.5	46.2	17.7	15.2

2020-21 SCORING DIFFERENTIALS

Season

Largest lead in a win.....by 83 (119-36), 4th-0:45, vs. Charleston, 11/25
Largest deficit overcome to win.....by 9 (32-41), 2nd, 0:02, at #10/8 Kentucky, 1/10
Largest lead given up in a loss.....by 16 (37-21), 2nd, 1:43, at #21/21 Tennessee, 2/18
Largest deficit in a loss.....by 9 (65-74), 4th, 00:47, at #21/21 Tennessee, 2/18

Best Scoring Run.....22 points, 2nd qtr., 0:31, at Vanderbilt, 1/14
Best Scoring Run Against.....12 points, 4th qtr., 2:44, Georgia, 1/21

In SEC Regular Season

Largest lead in a win.....by 63 (99-36), 4th, 4:43, at Vanderbilt, 1/14
Largest deficit overcome to win.....by 9 (32-41), 2nd, 0:02, at #10/8 Kentucky, 1/10
Largest lead given up in a loss.....by 16 (37-21), 2nd, 1:43, at #21/21 Tennessee, 2/18
Largest deficit in a loss.....by 9 (65-74), 4th, 00:47, at #21/21 Tennessee, 2/18

Best Scoring Run.....22 points, 2nd qtr., 0:31, at Vanderbilt, 1/14
Best Scoring Run Against.....12 points, 4th qtr., 2:44, Georgia, 1/21

SOUTH CAROLINA'S RECORD WHEN...

	vs. Ranked	SEC	All		vs. Ranked	SEC	All
Record	6-3	12-1	17-3	Assist at least half of field goals made.....	2-0	2-0	4-0
Playing a ranked opponent.....	6-3	4-1	6-3	Assist on at least 2/3 of field goals made.....			0-0
Playing at home	2-1	6-0	8-1	Assist on less than half of field goals made.....	4-3	10-1	13-3
Playing on the road.....	3-2	6-1	7-2	Scoring more pts. in paint than opponent.....	5-1	12-0	15-1
Playing at neutral site	1-0		2-0	Scoring equal/fewer pts. in paint than opp.....	1-2	0-1	2-2
Leading at half	5-1	8-1	12-1	Scoring more pts. off TOs than opponent.....	3-0	7-0	10-0
Trailing at half	1-1	3-0	3-1	Scoring equal/fewer pts. off TOs than opp.....	3-3	5-1	7-3
Tied at half	0-1	1-0	2-1	Scoring more 2nd-chance pts.....	6-2	12-1	17-2
Playing an overtime game			0-1	Scoring equal/fewer 2nd-chance pts.....	0-1		0-1
0 players score in double figures.....			0-0	Scoring more fast break pts.....	5-1	11-0	15-1
1 player scores in double figures.....			0-0	Scoring equal/fewer fast break pts.....	1-2	1-1	2-2
2 players score in double figures.....	1-1	2-0	2-1	Wearing white uniforms.....	2-1	6-0	9-1
3 players score in double figures.....	3-2	4-1	5-2	Wearing black uniforms.....	4-2	6-1	8-2
4 players score in double figures.....	2-0	6-0	8-0	Wearing garnet uniforms.....			0-0
5 players score in double figures.....			1-0	Playing in November.....	1-0		3-0
More than 5 players in double figures.....			1-0	Playing in December.....	1-1	1-0	3-1
Starters out-score opponent's starters.....	6-1	12-0	16-1	Playing in January.....	4-0	8-0	8-0
Opponent's starters score equal/more.....	0-2	0-1	1-2	Playing in February.....	0-2	3-1	3-2
Bench out-scores opponent's bench.....	3-1	6-0	10-1	Playing in March.....			0-0
Opponent's bench scores equal/more.....	3-2	6-1	7-2	Playing during the day.....	2-0	4-0	8-0
Shooting 50% or better	2-0	3-0	5-0	Playing at night.....	4-3	8-1	9-3
Shooting between 40-49%	3-0	5-0	9-0	Playing on Sunday.....	3-0	4-0	6-0
Shooting between 30-39%	1-2	3-1	3-2	Playing on Monday.....	1-1	2-0	2-1
Shooting less than 30%	0-1		0-1	Playing on Tuesday.....			0-0
Opponent shoots 50% or better.....	1-0		1-0	Playing on Wednesday.....			1-0
Opponent shoots between 40-49%.....	1-1	2-1	3-1	Playing on Thursday.....	2-2	6-1	7-2
Opponent shoots between 30-39%.....	4-1	9-0	10-1	Playing on Friday.....			0-0
Opponent shoots between 20-29%.....	0-1	1-0	2-1	Playing on Saturday.....			1-0
Opponent shoots less than 20%.....			1-0	Margin is less than 5 pts.....	0-1	1-0	1-1
Shooting better than opponent.....	6-0	11-0	15-0	Margin is between 5-9.....	2-1	2-1	3-2
Shooting worse than/equal to opponent.....	0-3	1-1	2-3	Margin is between 10-19.....	2-0	5-0	7-0
Having more FTs made than opponent.....	5-1	10-0	14-1	Margin is between 20-29.....	2-0	3-0	3-0
Having equal/fewer FTs made than opponent.....	1-2	2-1	3-2	Margin is between 30-39.....			0-0
Out-rebounding opponent.....	6-2	12-0	17-2	Margin is between 40-49.....			0-0
Having equal/fewer rebounds than opponent.....	0-1	0-1	0-1	Margin is 50 pts. or more.....		1-0	3-0
Having fewer TOs than opponent.....	3-0	6-0	9-0	Having a 20-pt. scorer.....	3-0	7-0	7-0
Having equal or more TOs than opponent.....	3-3	6-1	8-3	Having a 30-pt. scorer.....			0-0
Attempting more FT than 3FG.....	5-2	11-1	15-2	Scoring 49 points or less.....	0-1		0-1
Attempting equal/fewer FT than 3FG.....	1-1	1-0	2-1	Scoring 50-59 points.....	0-1		0-1
Making 5 or more 3FGs.....	2-0	4-0	7-0	Scoring 60-69 points.....	1-1	3-1	3-1
Making fewer than 5 3FGs.....	4-3	8-1	10-3	Scoring 70-79 points.....	3-0	6-0	7-0
Making no 3 FGs.....			0-0	Scoring 80-89 points.....	1-0	1-0	3-0
Attempting 15 or more 3FGs.....	2-0	6-0	8-0	Scoring 90-99 points.....			0-0
Attempting fewer than 15 3FGs.....	4-3	6-1	9-3	Scoring 100 points or more.....	1-0	2-0	4-0
No South Carolina players foul out.....	5-2	12-1	16-2	Opponent scores 49 points or less.....		1-0	3-0
One or more SC players foul out.....	1-1		1-1	Opponent scores 50-59 points.....	2-1	5-0	5-1
No opposing players foul out.....	4-2	7-0	10-2	Opponent scores 60-69 points.....	1-1	4-0	5-1
One or more opposing players foul out.....	2-1	5-1	7-1	Opponent scores 70-79 points.....	2-1	1-1	3-1
				Opponent scores 80-89 points.....	1-0	1-0	1-0
				Opponent scores 90-99 points.....			0-0
				Opponent scores 100 points or more.....			0-0

2020-21 TEAM HIGH/LOW – ALL GAMES

South Carolina Highs	South Carolina Lows	Category	Opponent Lows	Opponent Highs
119 vs. Charleston, 11/25	46 vs. NC State, 12/3	Points in Game	38, Charleston, 11/25	82, Arkansas, 1/18
62 vs. Arkansas, 2nd, 1/18	20 vs. NC State, 12/3	Points in a Half	13, at Vanderbilt, 1st, 1/14	50, at Tennessee, 2nd, 2/18
62 vs. Charleston, 1st, 11/25				
34 vs. Charleston, 3rd, 11/25	8 vs. NC State, 12/3	Points in a Quarter	0, at Vanderbilt, 2nd, 1/14	23, vs. Gonzaga, 1st, 11/29
				23, vs. South Dakota, 3rd, 11/29
42 at Vanderbilt, 1/14	20 vs. NC State, 12/3	Field Goals Made	13, Charleston, 11/25	32, Arkansas, 1/18
42 vs. Charleston, 11/25				
79 vs. Florida, 12/31	54 vs. Gonzaga, 11/29	Field Goal Attempts	55, vs. Gonzaga, 11/29	74, at Kentucky, 1/10
				74, Charleston, 11/25
.592 (42-71) vs. Charleston, 11/25	.270 (20-74) vs. NC State, 12/3	FG Percentage	.176 (13-74), Charleston, 11/25	.527 (29-55), vs. Gonzaga, 11/29
13 at Iowa State, 12/6	1 at UConn, 2/8	3-Point FG Made	1, Georgia, 1/21	9, vs. Gonzaga, 11/29
			1, Charleston, 11/25	
26 at Iowa State, 12/6	4 at Kentucky, 1/10	3-Point FG Attempts	5, Georgia, 1/21	27, at Iowa State, 12/6
.600 (6-10) vs. Alabama, 1/31	.111 (1-3) at UConn, 2/8	3-Point FG Percentage	.043 (1-23), Charleston, 11/25	.538 (7-13), Arkansas, 1/18
31 vs. Charleston, 11/25	4 vs. NC State, 12/3	Free Throws Made	3, at UConn, 2/8	20, at Tennessee, 2/18
			3, at Vanderbilt, 1/14	
47 vs. Charleston, 11/25	11 vs. NC State, 12/3	Free Throw Attempts	8, at UConn, 2/8	28, at Tennessee, 2/18
			8, vs. Georgia, 1/21	
.950 (19-20) vs. Alabama, 1/31	.533 (8-15) at UConn, 2/8	FT Percentage	.333 (5-15) at Miss. State, 1/28	.917 (11-12), at Kentucky, 1/10
			.333 (3-9), at Vanderbilt, 1/14	
73 vs. Charleston, 11/25	36 vs. Gonzaga, 11/29	Rebounds	24, at Iowa State, 12/6	49, NC State, 12/3
22 vs. Temple, 12/17	6 at Kentucky, 1/10	Assists	0, Charleston, 11/25	20, vs. Gonzaga, 11/29
14 vs. Georgia, 1/21	1 at Iowa State, 12/6	Steals	1, Temple, 12/17	12, at Kentucky, 1/10
14 vs. Georgia, 1/21	3 at LSU, 1/24	Blocked Shots	1, at LSU, 1/24	10, LSU, 2/14
21 at UConn, 2/8	6 vs. Temple, 12/17	Turnovers	8, vs. South Dakota, 11/28	23, Georgia, 1/21
22 vs. South Dakota, 11/28	8 vs. Temple, 12/17	Fouls	10, at Iowa State, 12/6	32, vs. Gonzaga, 11/29

2020-21 TEAM HIGH/LOW – SEC GAMES

South Carolina Highs	South Carolina Lows	Category	Opponent Lows	Opponent Highs
106 at Vanderbilt, 1/14	60 vs. Georgia, 1/21	Points in Game	43, at Vanderbilt, 1/14	82, Arkansas, 1/18
62 vs. Arkansas, 2nd, 1/18	22 vs. LSU, 2/14	Points in a Half	13, at Vanderbilt, 1st, 1/14	50, at Tennessee, 2nd, 2/18
33 vs. Arkansas, 4th, 1/18	10 at Miss. State, 1st, 1/28	Points in a Quarter	0, at Vanderbilt, 2nd, 1/14	29, Florida, 3rd, 12/31
33 at Vanderbilt, 3rd, 1/14	10 at LSU, 2nd, 1/24			
42 at Vanderbilt, 1/14	22 vs. Georgia, 1/21	Field Goals Made	19, at Vanderbilt, 1/14	32, Arkansas, 1/18
79 vs. Florida, 12/31	57 at LSU, 1/24	Field Goal Attempts	56, at Alabama, 1/4	74, at Kentucky, 1/10
.553 (42-76) at Vanderbilt, 1/14	.355 (22-62) vs. Georgia, 1/21	FG Percentage	.292 (19-65), at Vanderbilt, 1/14	.451 (32-71), Arkansas, 1/18
8 vs. Arkansas, 1/18	2 at Miss. State, 1/28	3-Point FG Made	1, Georgia, 1/21	8, Missouri, 2/11
	2 at LSU, 1/24			
	2 vs. Georgia, 1/21			
	2 at Kentucky, 1/10			
17 at Vanderbilt, 1/14	4 at Kentucky, 1/10	3-Point FG Attempts	5, Georgia, 1/21	21, Missouri, 2/11
				21, vs. Alabama, 1/31
.600 (6-10) vs. Alabama, 1/31	.133 (2-15) at LSU, 1/24	3-Point FG Percentage	.150 (3-20), at Kentucky, 1/10	.538 (7-13), Arkansas, 1/18
19 vs. Alabama, 1/31	9 at Auburn, 2/4	Free Throws Made	3, at Vanderbilt, 1/14	20, at Tennessee, 2/18
19 at Miss. State, 1/28				
25 vs. LSU, 2/14	12 vs. Florida, 12/31	Free Throw Attempts	8, Georgia, 1/21	28, at Tennessee, 2/18
25 at LSU, 1/24				
25 at Vanderbilt, 1/14				
.950 (19-20) vs. Alabama, 1/31	.500 (12-24) at Alabama, 1/4	FT Percentage	.333 (5-15) at Miss. State, 1/28	.917 (11-12), at Kentucky, 1/10
			.333 (3-9), at Vanderbilt, 1/14	
60 at Vanderbilt, 1/14	38 vs. Missouri, 2/11	Rebounds	28, at Vanderbilt, 1/14	40, at Tennessee, 2/18
21 vs. Arkansas, 1/18	6 at Kentucky, 1/10	Assists	3, at Vanderbilt, 1/14	14, at Tennessee, 2/18
14 vs. Georgia, 1/21	4 at Auburn, 2/4	Steals	3, Florida, 12/31	12, at Kentucky, 1/10
	4 vs. Arkansas, 1/18			
14 vs. Georgia, 1/21	3 at LSU, 1/24	Blocked Shots	1, at LSU, 1/24	10, LSU, 2/14
20 vs. LSU, 2/14	8 vs. Missouri, 2/11	Turnovers	9, Arkansas, 1/18	23, Georgia, 1/21
20 vs. Georgia, 1/21				
20 at Tennessee, 2/18	12 at Auburn, 2/4	Fouls	14, Florida, 12/31	22, at LSU, 1/24
	12 at Vanderbilt, 1/14			

2020-21 INDIVIDUAL SUPERLATIVES – ALL GAMES

Category	South Carolina	Opponent
Points in Game	28 by Aliyah Boston vs. Florida, 12/31	32 by Rhyne Howard, at Kentucky, 1/10 32 by Ashley Joens, at Iowa State, 12/6
Points in a Half	23 by Destanni Henderson vs. Gonzaga, 2nd, 11/21	19 by Rhyne Howard, at Kentucky, 1/10 19 by Jordan Lewis, at Alabama, 2nd, 1/4
Points in a Quarter	15 by Aliyah Boston vs. Florida, 12/31	13 by Jordan Lewis, at Alabama, 3rd, 1/4
Field Goals Made	11 by Aliyah Boston vs. Arkansas, 1/18 11 by Aliyah Boston vs. Florida, 12/31	14 by Paige Bueckers, at UConn, 2/8
Field Goal Attempts	22 by Zia Cooke at Tennessee, 2/18	26 by Paige Bueckers, at UConn, 2/8
FG Percentage	.900 (9-10) by Victoria Saxton at Vanderbilt, 1/14	.778 (7-9) by Jenn Wirth, vs. Gonzaga, 11/29
3-Point FG Made	5 by Zia Cooke vs. Temple, 12/17	4 by Cierra Walker, vs. Gonzaga, 11/29
3-Point FG Attempts	7 by Destanni Henderson at LSU, 1/24 7 by Zia Cooke vs. Temple, 12/17 7 by Zia Cooke vs. South Dakota, 11/28	9 by Chelsea Wooten, Charleston, 11/25
3-Point FG Percentage	1.000 (3-3) by Destanni Henderson vs. Alabama, 1/31	.667 (4-6) by Cierra Walker, vs. Gonzaga, 11/29
Free Throws Made	10 by Destanni Henderson vs. Gonzaga, 11/29	10 by Rennia Davis, at Tennessee, 2/18
Free Throw Attempts	13 by Destanni Henderson vs. Gonzaga, 11/29	11 by Jordan Lewis, at Alabama, 1/4
FT Percentage	1.000 (6-6) by Zia Cooke at Mississippi State, 1/28 1.000 (6-6) by Zia Cooke vs. Florida, 12/31	1.000 (10-10) by Rennia Davis, at Tennessee, 2/18
Rebounds	16 by Aliyah Boston at Tennessee, 2/18 16 by Aliyah Boston vs. Arkansas, 1/18 16 by Aliyah Boston vs. Florida, 12/31	12, 5x, most recent, by Rennia Davis, at Tennessee, 2/18
Assists	10 by Destanni Henderson vs. Arkansas, 1/18	7 by Jill Townsend, vs. Gonzaga, 11/29 7 by Liv Korngable, vs. South Dakota, 11/28
Steals	4 by Destanni Henderson, vs. Missouri, 2/11 4 by Laetitia Amihere vs. Georgia, 1/21 4 by Aliyah Boston vs. South Dakota, 11/28 4 by Destanni Henderson vs. Charleston, 11/25	6 by Paige Bueckers, at UConn, 2/8
Blocked Shots	10 by Aliyah Boston vs. Georgia, 1/21	7 by Faustine Aifuwa, LSU, 2/14
Turnovers	8 by Destanni Henderson at UConn, 2/8	6 by Kiara Smith, Florida, 12/31

2020-21 INDIVIDUAL SUPERLATIVES – SEC GAMES

Category	South Carolina	Opponent
Points in Game	28 by Aliyah Boston vs. Florida, 12/31	32 by Rhyne Howard, at Kentucky, 1/10
Points in a Half	19 by Aliyah Boston vs. Florida, 1st, 12/31	19 by Rhyne Howard, at Kentucky, 1/10 19 by Jordan Lewis, at Alabama, 2nd, 1/4
Points in a Quarter	15 by Aliyah Boston vs. Florida, 12/31	13 by Jordan Lewis, at Alabama, 3rd, 1/4
Field Goals Made	11 by Aliyah Boston vs. Arkansas, 1/18 11 by Aliyah Boston vs. Florida, 12/31	13 by Rennia Davis, at Tennessee, 2/18 13 by Rhyne Howard, at Kentucky, 1/10
Field Goal Attempts	22 by Zia Cooke at Tennessee, 2/18	25 by Rhyne Howard, at Kentucky, 1/10
FG Percentage	.900 (9-10) by Victoria Saxton at Vanderbilt, 1/14	.538 (7-13) by Tiara Young, at LSU, 1/24
3-Point FG Made	3 by Zia Cooke at Auburn, 2/4 3 by Destanni Henderson, 3x, at Tenn., 2/18 vs. LSU, 2/14, vs. Ala., 1/31 3 by Brea Beal, 2x, vs. Arkansas, 1/18 and at Vandy, 1/14 3 by Aliyah Boston vs. Florida, 12/31	3, five times, most recently, by Shug Dickson, Missouri, 2/11
3-Point FG Attempts	7 by Zia Cooke at Auburn, 2/4 7 by Destanni Henderson at LSU, 1/24	7 by Jasmine Walker, vs. Alabama, 1/31 7 by Jasmine Walker, at Alabama, 1/4
3-Point FG Percentage	1.000 (3-3) by Destanni Henderson vs. Alabama, 1/31	.667 (2-3) by Lauren Hansen, Missouri, 2/11 .667 (2-3) by Myah Taylor, at Mississippi State, 1/28
Free Throws Made	6 by Zia Cooke at Mississippi State, 1/28 6 by Destanni Henderson at Kentucky, 1/10 6 by Zia Cooke vs. Florida, 12/31	10 by Rennia Davis, at Tennessee, 2/18
Free Throw Attempts	8 by Laetitia Amihere vs. LSU, 2/14	11 by Jordan Lewis, at Alabama, 1/4
FT Percentage	1.000 (6-6) by Zia Cooke at Mississippi State, 1/28 1.000 (6-6) by Zia Cooke vs. Florida, 12/31	1.000 (10-10) by Rennia Davis, at Tennessee, 2/18
Rebounds	16 by Aliyah Boston at Tennessee, 2/18 16 by Aliyah Boston vs. Arkansas, 1/18 16 by Aliyah Boston vs. Florida, 12/31	12 by Rennia Davis, at Tennessee, 2/18 12 by Faustine Aifuwa, LSU, 2/14
Assists	10 by Destanni Henderson vs. Arkansas, 1/18	5, 4x, most recently, by Jordan Horston, at Tennessee, 2/18
Steals	4 by Destanni Henderson, vs. Missouri, 2/11 4 by Laetitia Amihere vs. Georgia, 1/21	5 by Robyn Benton, at Kentucky, 1/10
Blocked Shots	10 by Aliyah Boston vs. Georgia, 1/21	7 by Faustine Aifuwa, LSU, 2/14
Turnovers	6 by Laetitia Amihere vs. LSU, 2/14 6 by Destanni Henderson at Tennessee, 2/18 6 by Destanni Henderson at LSU, 1/24 6 by Destanni Henderson at Kentucky, 1/10	6 by Kiara Smith, Florida, 12/31

THE LAST TIME...

INDIVIDUAL

Scored 50 Points

South Carolina 51, Jocelyn Penn vs. Stetson, 1/4/03
Opponent Never

Scored 40 Points

South Carolina 51, Jocelyn Penn vs. Stetson, 1/4/03
Opponent 46, Cornelia Gayden, LSU, 1/14/95

Scored 30 Points

South Carolina 31, Te'a Cooper vs. Drake, 11/28/18
Opponent 31, Paige Bueckers, at UConn, 2/8/21

Grabbed 20 Rebounds

South Carolina 25, Aliyah Boston vs. Arkansas, 1/9/20
Opponent 24, Teaira McCowan, at Mississippi State, 1/17/19

Grabbed 15 Rebounds

South Carolina 16, Aliyah Boston at Tennessee, 2/18/21
Opponent 18, Kiah Gillespie, Florida State, 3/24/19

Two Players with 20 or More Points

South Carolina Destanni Henderson 22/Aliyah Boston 20 at Kentucky, 1/10/21
Opponent Alexis Tolefree 22/Amber Ramirez 20, Arkansas, 1/9/20

Two Players with 10 or More Rebounds

South Carolina Aliyah Boston 15 / Brea Beal 10 at UConn, 2/8/21
Opponent Jakia Brown-Turner 12/Kayla Jones 12, NC State, 12/3/20

Three or More Players with 10 or More Rebounds

South Carolina A. Boston 12/V. Saxton 12/L. Amihere 11/L. Grissett 10 vs. Charleston, 11/25/20
Opponent W. Rolle 12/J. Breland 10/L. Broomfield 10, vs. North Carolina, 12/19/10

Had 10 Assists

South Carolina 10, Destanni Henderson vs. Arkansas, 1/18/21
Opponent 12, Channise Lewis, Maryland, 11/18/18

Had Five Steals

South Carolina 5, Destanni Henderson at Temple, 12/7/19
Opponent 5, Robyn Benton, at Kentucky, 1/10/21

Had Five Blocked Shots

South Carolina 6, Aliyah Boston vs. LSU, 2/14/21
Opponent 5, Tamari Key, at Tennessee, 2/18/21

Had 20 Points and 20 Rebounds

South Carolina Aja Wilson (27 pts/24 rebs) vs. LSU, 2/22/18
Opponent Teaira McCowan (26 pts/24 rebs) at Mississippi State, 1/17/19

Had a Double-Double

South Carolina Aliyah Boston (17 pts/16 rebs) at Tennessee, 2/18/21
Opponent Rennia Davis (24 pts/12 rebs), at Tennessee, 2/18/21

Two Players had a Double-Double

South Carolina Aliyah Boston (26 pts/16 rebs) / Destanni Henderson (14 pts/10 assts) vs. Arkansas, 1/18/21
Opponent J. Brown-Turner (11 pts/12 rebs)/Kayla Jones (16 pts/12 rebs), NC State, 12/3/20

Three or More Players had a Double-Double

South Carolina L. Amihere (11 pts/11 rebs) / A. Bason (11 pts/12 rebs) / L. Grissett (13 pts/10 rebs) / V. Saxton (19 pts/12 rebs) vs. Charleston, 11/25/20
Opponent Shakira Austin (10 pts/16 rebs) / Kaila Charles (17 pts/10 rebs) / Channise Lewis (10 pts/12 assts), Maryland, 11/18/18

Had a Triple-Double

South Carolina Aliyah Boston (16 pts/11 rebs/10 blks) vs. Georgia, 1/21/21
Opponent Never

TEAM

Scored 100 Points

South Carolina 104 vs. Arkansas, 1/18/21
Opponent 103, Clemson, 11/21/03

Won by 30 or More Points

South Carolina 106-43 (63) at Vanderbilt, 1/14/21
Opponent 66-34 (32), Georgia, 3/4/11

Shot 65% or Better from the Field

South Carolina .667 (36-54) at Vanderbilt, 1/18/18
Opponent Never

Shot 60% or Better from the Field

South Carolina .603 (35-58) at Georgia, 1/26/20
Opponent .604 (29-48), Vanderbilt, 1/18/01

Shot 50% or Better from the Field

South Carolina .508 (31-61) vs. Alabama, 1/31/21
Opponent .527 (29-55), vs. Gonzaga, 11/29/20

No Players in Double-Figure Points

South Carolina at Auburn, 1/19/12
Opponent Charleston, 11/25/20

Five Players in Double-Figure Points

South Carolina vs. Temple, 12/17/20
Opponent at Alabama, 1/5/20

More Than Five Players in Double-Figure Points

South Carolina 7 vs. Charleston, 11/25/20
Opponent 6 Maryland, 11/18/18

Faced AP Top-25 Opponent

Win 75-52 at No. 21 Mississippi State, 1/28/21
Loss 67-75 at No. 21 Tennessee, 2/18/21

Faced AP Top-10 Opponent

Win 75-70 at No. 10 Kentucky, 1/10/21
Loss 46-54 vs. No. 8 NC State, 12/3/20

Faced AP Top-5 Opponent

Win 70-52 vs. No. 5 UConn, 2/10/20
Loss 59-63 at No. 2 UConn, 2/8/21

Faced AP No. 1 Team

Win Never
Loss 68-93 vs. Baylor, 3/30/19

Overtime Game

Win 58-55 vs. Drexel, 11/28/12
Loss 59-63 at No. 2/5 UConn, 2/8/21

Double-Overtime Game

Win 82-73 at Purdue, 12/16/18
Loss 92-94 at Clemson, 11/19/09

South Carolina Was Ranked (AP Poll)

No. 1 2/8/21
Top 5 No. 2, 2/15/21
Top 10 No. 6, 12/2/19
Top 25 No. 15, 3/19/19

SOUTH CAROLINA SINGLE-QUARTER RECORDS

TEAM		
Scoring		
Most		Points
1. vs. Saint Peter's, 11/22/16, 1st qtr.		37
2. at Vanderbilt, 1/12/20, 3rd qtr. vs. Alabama State, 3rd qtr.		36
4. vs. App State, 11/17/19, 1st qtr. vs. Arkansas, 3/8/19, 3rd qtr. at Arkansas, 2/3/19, 4th qtr. vs. Arkansas, 1/3/16, 2nd qtr.		35
Fewest		Points
1. vs. App State, 12/5/18, 4th qtr.		5
2. vs. Indiana, 11/28/19, 4th qtr. vs. St. John's, 11/25/17, 2nd qtr. vs. Stanford, 3/31/17, 2nd qtr. vs. UCLA, 12/18/16, 1st qtr.		6
Fewest Allowed		Points
1. at Vanderbilt, 1/14/21, 2nd qtr. at Ole Miss, 1/30/20, 1st qtr.		0
3. vs. UConn, 2/10/20, 1st qtr.		2
4. vs. App State, 11/17/19, 1st qtr. vs. Belmont, 3/22/19, 2nd qtr. vs. Savannah State, 12/17/17, 3rd qtr.		3
Most Allowed		Points
1. vs. Baylor, 12/2/18, 1st qtr. at Maryland, 11/13/17, 4th qtr. vs. Kentucky, 2/26/17, 4th qtr.		32
4. vs. Arkansas, 3/8/19, 3rd qtr. vs. Connecticut, 3/26/18, 1st qtr. vs. Syracuse, 3/25/16, 4th qtr.		30
Margin of Difference		
Lead	Score	Margin
1. vs. Alabama State, 11/5/19, 3rd qtr.	36-9	+37
2. vs. App State, 11/17/19, 1st qtr.	35-3	+32
3. vs. Charleston, 11/25/20, 3rd qtr. vs. USC Upstate, 11/21/19, 3rd atr. vs. Arkansas, 1/3/16, 2nd qtr.	34-8 33-7 35-9	+26 +26 +26
5. vs. Saint Peter's, 11/22/16, 1st qtr.	37-12	+25
Deficit	Score	Margin
1. vs. UConn, 2/1/18, 2nd qtr.	8-29	-21
2. at Tennessee, 2/15/18, 3rd qtr.	9-29	-20
3. vs. Baylor, 12/2/18, 1st qtr. at Mississippi State, 2/5/18, 4th qtr.	13-32 9-28	-19 -19
5. vs. Indiana, 11/28/19, 4th qtr. vs. Connecticut, 3/26/18, 1st qtr.	6-24 12-30	-18 -18
Field Goals		
Made		FGM
1. at Florida, 2/27/20, 1st qtr. vs. Saint Peter's, 11/22/16, 1st qtr.		15
3. vs. App State, 11/17/19, 1st qtr. vs. Notre Dame, 11/26/17, 4th qtr. vs. Arkansas, 1/3/16, 2nd qtr.		14
Attempts		FGA
1. vs. Arkansas, 3/7/20, 4th qtr.		28
2. vs. Arkansas, 1/9/20, 3rd qtr.		25
3. at Alabama, 1/4/21, 3rd qtr. vs. South Dakota, 11/28/20, 2nd vs. Charleston, 11/25/20, 3rd		24

Highest Percentage		
1. vs. Kentucky, 3/5/16, 4th qtr.	11-13	.846
2. at Kentucky, 1/21/18, 3rd qtr.	9-11	.818
3. vs. Belmont, 3/22/19, 3rd qtr. vs. Quinnipiac, 3/25/17, 3rd qtr.	13-16 13-16	.813 .813
5. vs. Charleston, 11/25/20, 2nd qtr. vs. Hampton, 12/16/15, 3rd qtr.	12-15 8-10	.800 .800
Lowest Percentage		
1. vs. Georgia, 1/12/17, 2nd qtr.	1-12	.083
2. vs. NC State, 12/3/20, 2nd qtr.	2-19	.105
3. at Iowa State, 12/6/20, 4th atr.	1-9	.111
4. vs. UCLA, 12/18/16, 1st qtr.	2-15	.133
5. vs. Stanford, 3/31/17, 2nd qtr.	2-14	.143
Lowest Percentage Allowed		
1. at Vanderbilt, 1/14/21, 2nd qtr. at Ole Miss, 1/30/20, 1st qtr. vs. Purdue, 12/15/19, 4th qtr.	0-16 0-9 0-8	.000 .000 .000
4. vs. App State, 11/17/19, 1st qtr. vs. CofC, 12/5/17, 2nd qtr. vs. St. John's, 11/25/17, 1st qtr.	1-18 1-18 1-17	.056 .056 .059
Highest Percentage Allowed		
1. vs. Drake, 11/24/18, 2nd qtr.	11-13	.846
2. at LSU, 1/15/17, 2nd qtr.	9-12	.750
3. vs. Tennessee, 1/14/18, 2nd qtr. vs. Quinnipiac, 3/25/17, 2nd qtr.	8-11 8-11	.727 .727
5. vs. Connecticut, 3/26/18, 2nd qtr. at Missouri, 1/7/18, 4th qtr.	10-14 5-7	.714 .714
Rebounding		
Total		Rebs
1. vs. Arkansas, 3/7/20, 4th qtr.		28
2. vs. Charleston, 11/25/20, 3rd qtr.		22
3. vs. Charleston, 11/25/20, 1st qtr. at Ohio State, 11/14/16, 1st qtr.		20
5. vs. Temple, 12/17/20, 4th qtr. vs. Arkansas, 1/9/20, 3rd qtr. vs. Arkansas, 1/9/20, 1st qtr. vs. Purdue, 12/15/19, 4th qtr. vs. CofC, 12/5/17, 1st qtr.		19
Margin	Rebs	Margin
1. vs. Charleston, 11/25/20, 3rd qtr. vs. Arkansas, 3/7/20, 4th qtr.	22-4 21-5	+18 +16
3. vs. Temple, 12/17/20, 4th qtr. at Alabama, 2/22/16, 4th qtr.	19-4 18-3	+15 +15
5. vs. Arkansas, 1/25/18, 1st qtr. vs. Clemson, 12/15/16, 2nd qtr.	18-4 18-4	+14 +14

INDIVIDUAL	
Scoring	
Most	Points
1. Kaela Davis at Auburn, 1/5/17, 1st qtr.	19
2. A'ja Wilson vs. Notre Dame, 11/26/17, 4th qtr.	18
3. Alexis Jennings at Florida, 2/17/19, 3rd qtr.	17
4. Aliyah Boston vs. Florida, 12/31/20, 2nd qtr. Herbert Harrigan vs. Texas A&M, 3/1/20, 1st qtr. Kaela Davis vs. Quinnipiac, 3/25/17, 3rd qtr . Tina Roy vs. Arkansas, 1/3/16, 3rd qtr.	15 15 15 15
Rebounding	
Most	Rebs
1. LeLe Grissett at Vanderbilt, 1/14/21, 4th qtr.	9
Aliyah Boston vs. UConn, 2/10/20, 1st qtr.	9
Aliyah Boston vs. Arkansas, 1/9/20, 1st atr.	9
Alaina Coates at Arkansas, 2/5/17, 1st qtr.	9
Alaina Coates at Georgia, 1/26/17, 2nd qtr .	9



Notables

- 5-Time National Attendance Leader (2015-present)
- NCAA Tournament Host in 2015, 2016, 2017, 2018
- 81 consecutive regular-season games with at least 10,000 fans (Jan. 2, 2015) – overall streak, including postseason games, is 46 (Nov. 10, 2017)
- 5 official sellouts (18,000) since 2015-16 season
- 2 undefeated seasons at home
- Longest home win streak – 45 games (2/24/13-2/4/16)

Great Gamecock Fans

18,000	UConn, 2/10/20
18,000	Mississippi State, 3/3/19
18,000	UConn, 2/1/18
18,000	Kentucky, 2/26/17
18,000	UConn, 2/8/16
17,712	Clemson, 11/22/02*
17,156	Kentucky, 1/11/15
16,815	Ohio State, 11/13/15
16,465	Auburn, 1/2/15
16,429	Duke, 12/6/15

* Inaugural Night of Colonial Life Arena

Year-by-Year Record

Year	Record	Pct.	Att. Avg.
2002-03	14-2	.875	3,244
2003-04	5-6	.455	1,828
2004-05	8-9	.471	1,764
2005-06	12-5	.706	1,455
2006-07	15-5	.750	1,845
2007-08	12-6	.667	1,802
2008-09	6-9	.400	2,793
2009-10	7-5	.583	3,442
2010-11	14-5	.737	2,996
2011-12	12-3	.800	3,139
2012-13	12-3	.800	4,082
2013-14	16-0	1.000	6,371
2014-15	16-0	1.000	12,293
2015-16	16-1	.941	14,364
2016-17	15-1	.938	12,277
2017-18	15-2	.882	13,239
2018-19	11-4	.733	11,539
2019-20	14-0	1.000	11,805
2020-21	8-1	.889	3,500*
Total	228-67	.773	6,127*
Staley Era	162-34	.827	8,195*

* 2020-21 attendance not counted in average due to COVID-19 regulation restrictions

In women's basketball, Colonial Life Arena has become one of the most feared places to play as enormous crowds fill the building with passion for the Gamecocks.

The state of South Carolina has rallied around head coach Dawn Staley's program in unprecedented numbers as the Gamecocks have led the nation in average attendance in each of the last six seasons. The Gamecocks were one of a few programs to finish the season averaging over 10,000 fans and boast five sellouts (18,000) in the last five seasons.

Colonial Life Arena is more than just the home of South Carolina men's and women's basketball, though. It is also a thriving entertainment venue that the city of Columbia and its surrounding metropolitan area are able to enjoy throughout the year.

Colonial Life Arena is the largest arena in the state of South Carolina with 18,000 seats, and the 10th-largest on-campus basketball facility in the nation. Located on the beautiful University of South Carolina campus, this one-of-a-kind facility features 41 suites, four entertainment suites, and the Frank McGuire Club, a full-service hospitality room that has a capacity of 300. The state-of-the-art facility also features plush seating, a technologically advanced sound system and a one-of-a-kind selection of unique concession foods that will delight fans of all ages.

In Summer 2017, a 12-display center-hung video board and ribbon boards were added to the arena bowl at a cost of \$4.2 million. The center-hung board features four convex-curved main displays that measure approximately 12' x 20' and can show any combination of live video, instant replays, statistics and game information, graphics and animations, and sponsorship messages.

The Arena has hosted numerous sold out shows, including Barnum and Bailey Circus, Paul McCartney, country superstars Kenny Chesney and Taylor Swift, WWE Wrestling, Kanye West and numerous other acts.

The largest building ever constructed at the University of South Carolina at 342,000 square feet, the Arena has an intimate double-deck design that puts every seat close to the action. The cantilever of the upper deck over the lower deck extends further than any other arena of its size with great sight lines.

Two spacious locker rooms for Gamecock men's and women's basketball include team meeting rooms, recruiting rooms, coaches locker rooms and an athletic training room.

"It is a beautiful thing to see unfold because a lot of people really didn't think it could get done. I tip my hat to Gamecock Nation for making this a wonderful place and creating a home court advantage that allows us to win close basketball games."

– South Carolina Head Coach Dawn Staley



DAWN STALEY

Head Coach

13th Season at South Carolina

Catapulting South Carolina into the national spotlight, Dawn Staley has made the Gamecocks a mainstay in the battle for SEC and national championships. In 2017-18, she capped her first decade in Garnet and Black by leading her team to its fourth-straight SEC Tournament title, the first four-peat champion in league history, and celebrating the program's first National Player of the Year and No. 1 WNBA Draft pick in Aja Wilson. Staley's staff has signed two No. 1 recruiting classes in the last three seasons (2019, 2021) and finished the 2019-20 season as the unanimous No. 1 team in the country.

Staley's 12 seasons at the helm of the Gamecocks include:

- 2017 NCAA National Championship
- 164 consecutive weeks ranked in the AP Top 25, including 93 weeks in the top five
- Eight 25-win seasons, including four 30-win campaigns led by a school-record 34 victories in 2014-15
- Five SEC regular-season championships (2014, 2015, 2016, 2017, 2020)
- Five SEC Tournament titles (2015, 2016, 2017, 2018, 2020)
- Six NCAA Attendance titles, averaging over 10,000 fans each season (2015, 2016, 2017, 2018, 2019, 2020)

While her coaching career is in full bloom, Staley is still recognized for her body of work as a one of the most decorated participants in United States women's basketball history. The Naismith Memorial Basketball Hall of Fame solidified that legacy with her enshrinement as part of the Class of 2013. The Phoenix Club of Philadelphia established the Dawn Staley Award recognizing the nation's top guard in women's Division I basketball in 2013 as well. Staley was inducted into the Women's Basketball Hall of Fame as part of the Class of 2012.

In her 21st season as a head coach, Staley has led her teams to 10 25-win seasons, a total of 16 postseason appearances (two WNIT) and 113 weeks in the Associated Press top 10, including 24 in the No. 1 spot. Also a force in USA Basketball, she was named the U.S. Women's National Team head coach for 2017-21, already leading the U.S. to 2018 FIBA World Cup gold to earn USAB National Coach of the Year honors. Prior to that appointment, Staley led three other U.S. teams to gold medals – 2015 FIBA U19 World Championships, 2014 FIBA U18 Americas Championship, 2007 Pan Am Games – and served as an assistant on the Senior National Team 2006-08 and again 2014-16, during which the U.S. claimed gold in the 2014 FIBA World Championship and the 2008 and 2016 Olympics.

At the helm of the Gamecocks over the last 12 seasons, Staley has twice been named National Coach of the Year (2014, 2020) with her 2020 unanimous selection making her the first former Naismith Player of the Year to earn the Naismith Coach of the Year award. She is a four-time SEC Coach of the Year and was the 2012 BCA Female Coach of the Year. She is the only Gamecock basketball coach – men's or women's – to amass 300 victories at South Carolina and became the fastest coach to 200 wins in program history, needing just 277 games at South Carolina to reach the plateau.

Staley has coached a National Player of the Year (Aja Wilson, 2018) and a National Freshman of the Year (Aliyah Boston, 2020). Under her leadership, Six Gamecocks have collected 12 All-America selections, two have picked up five SEC Player of the Year honors, three have earned SEC Defensive Player of the Year recognition a total of four times, one has been the SEC 6th Player of the Year and six were named SEC Freshman of the Year. She has coached 17 Gamecocks to All-SEC honors a combined 32 times, including 14 first-team selections, and eight Gamecocks have been selected in the WNBA Draft in the last five seasons, including 2018 No. 1 pick Aja Wilson who went on to earn WNBA Rookie of the Year honors a year after Allisha Gray became the first Gamecock to capture the honor in 2017. Two other Gamecock draftees earned WNBA All-Rookie Team honors as well.

On Staley's watch, the Gamecocks are enjoying the most sustained success in program history. After posting back-to-back 25-win seasons in 2011-12 and 2012-13 for the first time in more than 30 years, the 2014-15 team broke the school record with 34 wins. South Carolina won more SEC games than the season before in each of her first seven seasons, culminating in the 2015-16 team recording just the second 16-0 conference record in league history. Her Gamecocks are the only SEC program with multiple 16-0 seasons in league history after they matched that mark in 2019-20. Staley's 138 SEC wins account for 68.3 percent of the program's total 202 wins over its 28 seasons in the league. She has delivered the only five SEC championships in program history, and she has helped the Gamecocks to nine of the program's 10 top-four finishes in the league.

YEAR-BY-YEAR AT SOUTH CAROLINA

Year	School	Record	Conf. Rec.	Conf. Finish	Postseason
2008-09	South Carolina	10-18	2-12	11th	
2009-10	South Carolina	14-15	7-9	T-7th	
2010-11	South Carolina	18-15	8-8	T-5th	WNIT 2nd Round
2011-12	South Carolina	25-10	10-6	T-4th	NCAA Sweet 16
2012-13	South Carolina	25-8	11-5	T-4th	NCAA 2nd Round
2013-14	South Carolina	29-5	14-2	1st	NCAA Sweet 16
2014-15	South Carolina	34-3	15-1	T-1st	SEC Tourn. Champ./NCAA Final Four
2015-16	South Carolina	33-2	16-0	1st	SEC Tourn. Champ./NCAA Sweet 16
2016-17	South Carolina	33-4	14-2	1st	SEC Tourn. Champ./NCAA Champ.
2017-18	South Carolina	29-7	12-4	T-2nd	SEC Tourn. Champ./NCAA Elite Eight
2018-19	South Carolina	23-10	13-3	2nd	NCAA Sweet 16
2019-20	South Carolina	32-1	16-0	1st	SEC Tourn. Champ./NCAA cancelled
2020-21	South Carolina	17-3	12-1		
At SC	13th season	322-101	150-53	5 SEC Titles	5 SEC Tourn. Titles, 1 NCAA Title, 7 Sweet 16s
At Temple	8 seasons	172-80	100-25	3 A-10 Titles	4 A-10 Tourn. Titles, 6 NCAA appearances
Career	21st season	494-181	250-78		

QUICK FACTS

Coaching Highlights

College

- 14 NCAA Tournament Appearances (8 at South Carolina)
- NCAA National Champion (2017)
- 15 20-Win Seasons (9 at South Carolina)
- 6 Regular-Season Conference Titles (SEC 2014, 2015, 2016, 2017, 2020; A-10 2008)
- 9 Conference Tournament Titles (SEC 2015, 2016, 2017, 2018, 2020; A-10 2002, 2004, 2005, 2006)
- National Coach of the Year (ESPN, AP, WBCA, Naismith, USBWA), 2020
- 3-time Naismith National Coach of the Year Finalist (2014, 2015, 2016)
- Basketball Times National Coach of the Year (2014)
- 4-time WBCA Region Coach of the Year (Region 3 2014, 2015, 2016; Region 1 2005)
- Six-time Conference Coach of the Year (SEC 2014, 2015, 2016, 2020; A-10 2004, 2005)

USA Basketball

- Senior National Team Head Coach (2017-present) – FIBA AmeriCup gold medal (2019), FIBA World Cup gold medal (2018), National Coach of the Year (2018)
- Senior National Team Asst. Coach (2006-08, 2014-16) – Rio Olympics gold medal (2016), FIBA World Championship gold medal (2014), Beijing Olympics gold medal (2008), FIBA Americas Championship gold medal (2007), FIBA World Championship bronze medal (2006)
- U19 National Team Head Coach – FIBA U19 World Championship gold medal (2015), co-National Coach of the Year (2015)
- U18 National Team Head Coach – FIBA U18 Americas Championship gold medal (2014)
- Pan Am Games Head Coach – Gold medal (2007)

Playing Highlights

U.S. Professional – 11 seasons

- Five-time WNBA All-Star (2001, 2002, 2003, 2005, 2006)
- Two-time ABL All-Star (1997, 1998)
- WNBA All-Decade Team

USA Basketball

- Olympic gold medalist (1996, 2000, 2004)
- Flag bearer for U.S. in Olympic Games Opening Ceremony (2004)
- Two-time USA Basketball Female Athlete of the Year (1994, 2004)

College – Virginia (1989-92)

- Kodak All-America (1990, 1991, 1992)
- Honda-Broderick Cup Award for Collegiate Female Athlete of the Year (1991)
- Two-time ACC Player of the Year (1991, 1992)
- NCAA Tournament MOP (1991)

Other Notables

- Naismith Memorial Basketball Hall of Fame, Class of 2013
- Order of the Palmetto Recipient (2013)
- Women's Basketball Hall of Fame, Class of 2012

STALEY-ERA TEAM RECORDS

Scoring

Most	Points
1. vs. Charleston, 11/25/20	119
2. vs. Savannah State, 12/14/14	111
3. at Vanderbilt, 1/14/21	106
4. vs. Arkansas, 1/18/21	104
5. at Alabama, 1/8/15	102

Fewest	Points
1. at Stanford, 11/26/10	32*
2. vs. Georgia, 3/4/11	34
3. vs. Mississippi State, 3/5/09	39
4. at Georgia, 1/13/13	40
5. at Mississippi State, 2/26/09	41

Fewest Allowed	Points
1. vs. South Carolina State, 12/14/11	21
2. vs. Presbyterian, 11/27/11	24
3. vs. NC Central, 12/1/14	26
vs. SC State, 12/22/13	26
5. vs. NC Central, 12/2/13	27

Most Allowed	Points
1. at Connecticut, 2/11/19	97
2. vs. Arkansas, 3/8/19	95
3. vs. Baylor, 12/2/18	94
vs. Connecticut, 3/26/18	94
at Clemson, 11/19/09	94

Margin of Outcome

Victory	Score	Margin
1. vs. Charleston, 11/25/20	119-38	+81
2. vs. Charleston Southern, 11/8/13	99-29	+70
3. vs. Alabama State, 11/10/17	99-31	+68
vs. NC Central, 12/1/14	90-26	+64
5. at Vanderbilt, 1/14/21	106-43	+63

Defeat	Score	Margin
1. at Stanford, 11/26/10	32-70	-38
2. vs. Georgia, 3/4/11	34-66	-32
3. vs. Stanford, 12/19/08	47-78	-31
4. at Penn State, 11/21/10	48-78	-30
5. vs. Connecticut, 3/26/18	65-94	-29
vs. Connecticut, 12/28/08	48-77	-29

Field Goals

Made	FGM
1. at Vanderbilt, 1/14/21	42
vs. Charleston, 11/25/20	42
3. vs. Arkansas, 1/18/21	40
4. vs. Temple, 12/17/20	39
vs. Savannah State, 12/17/17	39
vs. Western Carolina, 11/30/17	39
vs. Charleston Southern, 11/8/13	39

Attempts	FGA
1. vs. Arkansas, 3/7/20	82
2. at Arkansas, 2/3/19	80
3. vs. Florida, 12/31/20	79
4. at Vanderbilt, 1/14/21	76
vs. Penn State, 11/20/11	76

Highest Percentage (Min. 40 FGA)	FGM-A	Pct
1. at Vanderbilt, 1/18/18	36-54	.667
2. vs. Savannah State, 3/20/15	34-53	.642
3. at Alabama, 1/8/15	37-58	.638
4. vs. Kentucky, 2/26/17	34-55	.618
5. vs. Florida State, 3/29/15	30-49	.612

Lowest Percentage (Min. 40 FGA)	FGM-A	Pct
1. at Stanford, 11/26/10	12-55	.218
2. vs. Georgia, 3/4/11	12-52	.231
3. at Florida, 1/20/13	15-64	.234
4. at Kentucky, 2/5/09	13-55	.236
5. at Georgia, 1/2/11	13-54	.241

Lowest %age Allowed (Min. 40 FGA)	FGM-A	Pct
1. vs. South Carolina State, 12/14/11	6-48	.125
2. vs. NC Central, 12/2/13	8-50	.160
3. vs. Charleston, 11/25/20	13-74	.176
4. vs. Charleston Southern, 11/8/13	10-54	.185
5. vs. Arkansas, 3/6/15	11-57	.193
vs. Hampton, 11/22/12	11-57	.193

Highest %age Allowed (Min. 40 FGA)	FGM-A	Pct
1. vs. Connecticut, 3/26/18	37-63	.587
2. vs. Connecticut, 2/11/19	37-65	.569
3. vs. Connecticut, 12/28/08	35-62	.565
vs. Florida, 1/9/11	26-46	.565
5. vs. Tennessee, 1/14/18	31-55	.564

3-Point Field Goals

Made	3FGM
1. vs. Minnesota, 12/11/16	16
2. vs. Temple, 12/21/18	15
3. vs. Appalachian State, 12/5/18	14
at Auburn, 1/5/17	14
5. at Iowa State, 12/6/20	13

Attempts	3FGA
1. vs. Minnesota, 12/11/16	33
2. vs. Syracuse, 3/25/16	32
3. vs. Temple, 12/21/18	31
4. vs. Drake, 11/24/18 (includes overtime)	30
5. vs. Arkansas, 3/7/20	29
vs. Penn State, 11/20/11	29

Percentage (Min. 5 3FGA)	3FGM-A	Pct
1. vs. ETSU, 11/22/18	11-16	.688
2. vs. Kentucky, 2/18/18	6-9	.667
vs. Oregon State, 3/25/14	4-6	.667
vs. Ole Miss, 1/30/14	4-6	.667
vs. Savannah State, 12/28/13	4-6	.667
vs. Western Carolina, 12/29/12	6-9	.667
at Alabama, 1/10/10	8-12	.667
vs. Charlotte, 12/21/08	8-12	.667

Free Throws

Made	FTM
1. vs. Savannah State, 12/14/14	34
vs. Oregon State, 3/25/14	34
3. vs. Missouri, 1/10/16	32
vs. Ole Miss, 1/30/14	32
at Mississippi State, 1/6/12	32

Attempts	FTA
1. at Mississippi State, 1/6/13	50
2. vs. Savannah State, 12/28/13	48
3. vs. Charleston, 11/25/20	47
vs. Savannah State, 12/14/14	47
5. vs. Missouri, 2/2/14	46

Percentage (Min. 10 FTA)	FTM-A	Pct
1. vs. Alabama, 1/31/21	19-20	.950
2. vs. Quinnipiac, 3/25/17	18-19	.947
3. at Texas A&M, 2/23/17	15-16	.923
4. vs. Kentucky, 2/18/18	23-25	.920
5. vs. Temple, 12/21/18	11-12	.917

Rebounding

Total	Rebs
1. vs. Charleston, 11/25/20	73
2. vs. Arkansas, 1/25/18	62
vs. College of Charleston, 11/14/13	62
4. at Vanderbilt, 1/14/21	60
vs. Arkansas, 3/7/20	60

Margin	Rebs	Margin
1. vs. Charleston, 11/25/20	73-28	+45
2. vs. Savannah State, 12/14/14	56-21	+35
3. vs. Hampton, 12/16/15	52-19	+33
4. at Vanderbilt, 1/14/21	60-28	+32
5. vs. Arkansas, 1/25/18	62-31	+31

Offensive	Off. Rebs
1. vs. Elon, 11/9/12	29
2. vs. Arkansas, 3/7/20	28
3. vs. Arkansas, 1/25/18	27
vs. College of Charleston, 11/23/11	27
5. at Alabama, 1/4/21	26
vs. Kansas, 3/25/13	26
at Florida, 1/20/13	26

Turnovers

Fewest	TOs
1. at Tennessee, 2/2/12	4
2. at Ole Miss, 1/4/18	5
vs. UNC Asheville, 3/17/17	5
vs. Vanderbilt, 2/16/17	5
vs. CSU Bakersfield, 11/28/15	5
at Clemson, 11/18/15	5
vs. Syracuse, 11/28/14	5
vs. Tennessee, 2/23/15	5
at Missouri, 2/28/13	5
vs. Georgia, 3/2/12	5
vs. Ole Miss, 3/3/11	5

Most	TOs
1. at Wake Forest, 12/3/08	32
2. at Ole Miss, 2/25/16	29
vs. Hampton, 11/22/12	29
vs. Kentucky, 1/15/12	29
5. at Kentucky, 1/13/11	28

Assists

1. vs. Minnesota, 12/11/16	29
2. vs. NC Central, 12/1/14	26
3. vs. Winthrop, 12/13/15	25
vs. UNCG, 11/15/15	25
vs. San Diego State, 11/23/14	25
vs. Clemson, 11/20/14	25
vs. Alabama, 1/19/14	25
vs. Charleston Southern, 11/8/13	25

Steals	Stls
1. at Alabama State, 11/11/18	22
2. vs. Alabama State, 11/10/17	21
vs. NC Central, 12/1/14	21
vs. Furman, 12/11/11	21
5. vs. San Diego State, 11/23/14	18

Blocked Shots	Blk Sh
1. vs. Clemson, 11/15/18	16*
vs. Winthrop, 12/13/15	16*
3. vs. Arkansas, 3/6/15	15
4. vs. Georgia, 1/21/21	14
at Mississippi State, 2/6/14	14
vs. Kentucky, 1/9/14	14

* indicates also a school record



LAETICIA AMIHERE

6-4 • So. • Forward • Mississauga, Ontario

15

Career Stats at South Carolina

Season	gp-gs	min/avg	fg-fga	pct	3fg-fga	pct	ft-fta	pct	off	def	tot	avg	pf	fo	ast	to	blk	stl	pts	avg
2019-20	29-0	372/12.8	48-115	.417	7-13	.538	33-61	.541	42	72	114	3.9	58	1	16	45	33	18	136	4.7
2020-21	20-1	364/18.2	47-129	.364	0-8	.000	36-61	.590	41	61	102	5.1	44	1	20	45	20	14	130	6.5
TOTAL	49-1	736/15.0	95-244	.389	7-21	.333	69-122	.566	83	133	216	4.4	102	2	36	90	53	32	266	5.4

Career Notables

- In 2019-20, showed flashes of athleticism and talent that made her the No. 10 overall recruit in the Class of 2019
- Joined team in Jan. 2019 to recover from knee injury that ended her senior year of high school early
- Was part of Team Canada that competed at the FIBA Olympic Qualifying Tournament in Belgium (Feb. 7-9, 2020), during which Canada qualified for the Tokyo Olympics

Season Highlights

- Added 15 pounds of muscle in the offseason and improved vertical jump from 22 to 28 inches, long jump from 7-8 to 8-4 and 3/4-court speed from 3.27 seconds to 2.96 seconds
- Tied for 12th in the SEC in blocked shots (1.0) and tied for 14th in conference play (0.9)
- Cracked double figures for the second game in a row at Vanderbilt (Jan. 14), pouring in 11 points along with tying her career high in blocks and steals with three each
- Scored eight of her 10 points in the first half at #10/8 Kentucky (Jan. 10) to keep the game close and added her final points on a putback late in the third quarter that gave the Gamecocks their first lead of the night
- Drew her first career start against Temple (Dec. 17), scoring the first Gamecocks' first points of the game as part of her 11 in the outing for her fourth double-figure scoring game in six outings
- Hit a pair of free throws to stop an 8-2 first-quarter run at #23/18 Iowa State (Dec. 6), keeping the Gamecocks in front
- Snagged a career best 15 rebounds, seven coming on the offensive glass, against NC State (Dec. 3) to tally her second double-double of the season
- Played a career-high 31 minutes against South Dakota (Nov. 28) where she poured in 11 points off the bench
- Opened the season with her first career double-double, scoring 11 points and pulling down 11 rebounds against the College of Charleston (Nov. 25)

Awards

SEC Winter Academic Honor Roll (2019-20)
 SEC Community Service Team (2019-20)

High School

WBCA All-America Honorable Mention (2019)

Team Canada

2020 FIBA Olympic Qualifying Tourn. (Belgium)
 2017 FIBA U19 World Cup, bronze medal
 2017 FIBA U19 World Cup, All-Tournament Team
 2016 FIBA U17 FIBA World Cup
 2015 FIBA U16 Americas Cup, gold medal

Miscellaneous

	Season	Career	Record
Double-Doubles	2	2	1-1
10+ Points	6	10	9-1
10+ Rebounds	2	2	1-1
Team-High Pts.	1	2	1-1
Team-High Rebs.	2	4	3-1
Tm-High Assists	0	1	1-0

Career Highs

Pts.....16 at Ole Miss, 1/30/20
 FG.....6, 2x, last at Ole Miss, 1/30/20
 FGA.....16 vs. NC State, 12/3/20
 3FG.....2 at Ole Miss, 1/30/20
 3FGA.....3 at Ole Miss, 1/30/20
 FT.....5, 2x, last vs. Temple, 12/17/20
 FTA.....9 vs. College of Charleston, 11/25/20
 Reb.....15 vs. NC State, 12/3/20
 Off Reb.....7 vs. NC State, 12/3/20
 Blk.....3, 7x, last vs Arkansas, 1/18/21
 Stl.....4 vs. Georgia, 1/21/21
 Asst.....3, 2x, last vs. Duke, 12/19/19
 Min.....31 vs. South Dakota, 11/28/20

SEC Career Highs

Pts.....16 at Ole Miss, 1/30/20
 FG.....6, 2x, last at Ole Miss, 1/30/20
 FGA.....9, 3x, last at Mississippi State, 1/28/21
 3FG.....2 at Ole Miss, 1/30/20
 3FGA.....3 at Ole Miss, 1/30/20
 FT.....4 vs. LSU, 2/14/21
 FTA.....8 vs. LSU, 2/14/21
 Reb.....9, 2x, last at Auburn, 2/4/21
 Off Reb.....5 at Florida, 2/27/20
 Blk.....3, 5x, last vs Arkansas, 1/18/21
 Stl.....4 vs. Georgia, 1/21/21
 Asst.....2, 5x, last at Tennessee, 2/18/21
 Min.....24 at Kentucky, 1/10/21

GAME-BY-GAME

Opponent	Date	gs	min	Total		3-Pointers		Free throws		Rebounds				pts	avg					
				fg-fga	pct	3fg-fga	pct	ft-fta	pct	off	def	tot	avg							
COL. OF CHARLESTON	11/25/20	23	3-4	750	0-1	.000	5-9	.556	2	9	11	11.0	4	2	2	2	0	11	11.0	
vs South Dakota	11/28/20	30	4-12	.333	0-1	.000	3-6	.500	5	4	9	10.0	3	1	2	3	0	11	11.0	
vs #21/20 Gonzaga	11/29/20	24	2-5	400	0-0	.000	2-5	.400	1	3	4	8.0	3	2	1	1	0	6	9.3	
#8/6 NC STATE	12/03/20	27	5-16	.313	0-2	.000	1-3	.333	7	8	15	9.8	1	2	2	0	11	9.8		
at #23/18 Iowa State	12/06/20	7	0-3	.000	0-0	.000	4-4	1.000	2	0	2	8.2	5	1	1	0	0	4	8.6	
TEMPLE	12/17/20	15	3-6	.500	0-1	.000	5-5	1.000	0	3	3	7.3	2	1	1	0	1	11	9.0	
FLORIDA	12/31/20	12	1-5	200	0-1	.000	0-0	.000	2	1	3	6.7	3	2	3	2	1	2	8.0	
at Alabama	01/04/21	15	1-7	.143	0-0	.000	1-2	.500	4	1	5	6.5	0	0	5	0	0	3	7.4	
at #10/8 Kentucky	01/10/21	24	5-9	.556	0-1	.000	0-0	.000	2	2	4	6.2	0	1	3	0	1	10	7.7	
at Vanderbilt	01/14/21	19	4-7	.571	0-0	.000	3-5	.600	4	4	8	6.4	3	1	1	3	3	11	8.0	
#15/16 ARKANSAS	01/18/21	18	3-7	.429	0-0	.000	0-0	.000	1	0	1	5.9	2	2	1	3	1	6	7.8	
#22/23 GEORGIA	01/21/21	17	1-4	.250	0-0	.000	2-4	.500	2	0	2	5.6	3	1	2	1	4	4	6.9	
at LSU	01/24/21	7	0-0	.000	0-0	.000	0-0	.000	0	2	2	5.3	1	0	1	0	0	0	7.5	
at #21/19 Mississippi State	01/28/21	18	3-9	.333	0-1	.000	1-1	1.000	1	6	7	5.4	3	2	3	0	1	7	6.9	
ALABAMA	01/31/21	21	3-8	.375	0-0	.000	1-1	1.000	1	0	1	5.1	1	0	1	0	1	7	6.9	
at Auburn	02/04/21	23	2-9	.222	0-0	.000	2-6	.333	3	6	9	5.4	3	0	5	2	0	6	6.9	
at #2/5 UConn	02/08/21	13	2-5	.400	0-0	.000	0-0	.000	1	1	2	5.2	0	0	2	0	1	4	6.7	
MISSOURI	02/11/21	15	2-5	400	0-0	.000	2-2	1.000	2	4	6	5.2	1	0	1	0	0	6	6.7	
LSU	02/14/21	19	1-5	200	0-0	.000	4-8	.500	1	4	5	5.2	3	0	6	0	0	6	6.6	
at #21/21 Tennessee	02/18/21	17	2-3	.667	0-0	.000	0-0	.000	0	3	3	5.1	3	2	2	1	0	4	6.5	
Totals		1	364	47-129	.364	0-8	.000	36-61	.590	41	61	102	5.1	44	20	45	20	14	130	6.5

Games played: 20
 Minutes/game: 18.2
 Points/game: 6.5
 FG Pct: 36.4
 3FG Pct: 0.0
 FT Pct: 59.0

Rebounds/game: 5.1
 Assists/game: 1.0
 Turnovers/game: 2.3
 Assist/turnover ratio: 0.4
 Steals/game: 0.7
 Blocks/game: 1.0



BREA BEAL

6-1 • So. • Guard • Rock Island, Ill.

12

Career Stats at South Carolina

Season	gp-gs	min/avg	fg-fga	pct	3fg-fga	pct	ft-fa	pct	off	def	tot	avg	pf	fo	ast	to	blk	stl	pts	avg
2019-20	33-33	702/21.3	72-173	.416	13-45	.289	44-79	.557	59	118	177	5.4	48	0	34	46	27	27	201	6.1
2020-21	20-20	506/25.3	65-144	.451	12-38	.316	24-42	.571	29	65	94	4.7	38	0	23	23	9	15	166	8.3
TOTAL	53-53	1208/22.8	137-317	.432	25-83	.301	68-121	.562	88	183	271	5.1	86	0	57	69	36	42	367	6.9

Career Notables

- Defensive force often called on to stop opponent's top scorer
- Has scoring ability and continues to grow in that area
- Notched first career double-double in the 2020 SEC Championship game
- Ranked No. 11 recruit in Class of 2019 and a consensus All-American

Season Highlights

- Played all 45 minutes at #2/5 UConn (Feb. 8), tying her season high with 10 rebounds and scoring eight points
- Posted fourth double-digit scoring game in last six outings with 11 points against Alabama (Jan. 31), impacting game with four points, a rebound, two blocks and a steal during 18-5 run that opened second half
- Great defensive effort at #21/19 Mississippi State (Jan. 28), holding leading scorer Rickea Jackson to just two first-half points
- Came up big at LSU (Jan. 24), scoring six of her 10 points in the third quarter as the Gamecocks rallied to regain the lead... also tied her career high with four assists
- Had a career scoring night for the second-straight game with 22 against #15/16 Arkansas (Jan. 18), scoring seven of in the first quarter and adding nine during the third as the Gamecocks pulled away with the lead... all while helping lock up Arkansas' prolific offensive weapons on the perimeter
- Scored 10 of her then career-high 17 points in the first quarter at Vanderbilt (Jan. 14) and finished the game with three made 3s, tying her career high from beyond the arc
- Strong effort at #10/8 Kentucky (Jan. 10), making All-American Rhyne Howard work on both sides of the ball throughout the game, which slowed down the Wildcats' star late in the game
- Had her first double-digit rebound game of the season at Alabama (Jan. 4), grabbing eight in the first half, including six defensive boards in the second quarter to help hold the Tide to just nine points
- Was aggressive offensively early at #23/18 Iowa State (Dec. 6), scoring five of the team's first seven points and gong on to finish with a season-high 13 points, including three 3s
- Provided an offensive spark against #21/20 Gonzaga (Nov. 29) scoring a then season-high 12 points to go along with her team high seven rebounds

Awards

2020 Cheryl Miller Award Watch List (preseason)
SEC First-Year Academic Honor Roll (2019-20)

High School

Naismith All-America Third Team (2019)
WBCA All-America Third Team (2019)
McDonald's All-America (2019)

In the Record Book

Season
Most games started by a freshman (33 in 2019-20)

Miscellaneous

	Season	Career	Record
20+ Points	1	1	1-0
10+ Points	6	12	12-0
10+ Rebounds	1	6	6-0
Team-High Points	0	1	1-0
Team-High Rebs.	1	5	5-0
Team-High Asssts.	1	3	3-0

Career Highs

Pts.....22 vs. Arkansas, 1/18/21
 FG.....7, 3x, last vs. Arkansas, 1/18/21
 FGA.....11, 2x, last vs. Arkansas, 1/18/21
 3FG.....3, 4x, last vs. Arkansas, 1/18/21
 3FGA.....5, 3x, last vs. Arkansas, 1/18/21
 FT.....8 at Maryland, 11/10/19
 FTA.....12 at Maryland, 11/10/19
 Reb.....13 at Missouri, 1/16/20
 Blk.....3 vs. Mississippi State, 3/8/20
 Stl.....3, 4x, last vs. Mississippi State, 1/20/20
 Asst.....4, 3x, last at LSU, 1/24/21
 Min.....45 at UConn, 2/8/21

SEC Career Highs

Pts.....22 vs. Arkansas, 1/18/21
 FG.....7, 3x, last vs. Arkansas, 1/18/21
 FGA.....11, 2x, last vs. Arkansas, 1/18/21
 3FG.....3, 2x, last vs. Arkansas, 1/18/21
 3FGA.....5 vs. Arkansas, 1/18/21
 FT.....5 vs. Arkansas, 1/18/21
 FTA.....6, 3x, last at Mississippi State, 1/28/21
 Reb.....13 at Missouri, 1/16/20
 Blk.....2, 5x, last vs. Alabama, 1/31/21
 Stl.....3, 2x vs. Mississippi State, 1/20/20
 Asst.....4 at LSU, 1/24/21
 Min.....35 vs. Arkansas, 1/18/21

GAME-BY-GAME

Opponent	Date	gs	min	Total		3-Pointers		Free throws		Rebounds				pf	a	t/o	blk	stl	pts	avg	
				fg-fga	pct	3fg-fga	pct	ft-fa	pct	off	def	tot	avg								
COL. OF CHARLESTON	11/25/20	*	17	4-9	.444	0-1	.000	0-1	.000	1	1	2	2.0	1	1	1	0	1	8	8.0	
vs South Dakota	11/28/20	*	23	1-4	.250	0-0	.000	1-4	.250	2	3	5	3.5	4	3	1	0	0	3	5.5	
vs #21/20 Gonzaga	11/29/20	*	32	5-7	.714	0-0	.000	2-4	.500	5	2	7	4.7	2	1	1	1	1	12	7.7	
#8/6 NC STATE	12/03/20	*	21	2-6	.333	0-0	.000	1-2	.500	0	4	4	4.5	1	0	1	2	1	5	7.0	
at #23/18 Iowa State	12/06/20	*	24	5-9	.556	3-5	.600	0-0	.000	1	3	4	4.4	2	2	2	0	0	13	8.2	
TEMPLE	12/17/20	*	19	2-8	.250	1-3	.333	0-0	.000	2	1	3	4.2	1	3	1	0	2	5	7.7	
FLORIDA	12/31/20	*	27	2-11	.182	0-3	.000	0-0	.000	1	0	1	3.7	3	2	2	0	0	4	7.1	
at Alabama	01/04/21	*	28	4-6	.667	0-2	.000	0-0	.000	2	8	10	4.5	3	0	0	0	1	8	7.3	
at #10/8 Kentucky	01/10/21	*	25	1-2	.500	0-0	.000	0-0	.000	2	4	6	4.7	3	0	2	0	0	2	6.7	
at Vanderbilt	01/14/21	*	20	7-9	.778	3-4	.750	0-2	.000	1	2	3	4.5	0	1	0	0	0	17	7.7	
#15/16 ARKANSAS	01/18/21	*	35	7-11	.636	3-5	.600	5-6	.833	0	4	4	4.5	0	1	0	0	2	22	9.0	
#22/23 GEORGIA	01/21/21	*	22	3-7	.429	1-2	.500	2-2	1.000	2	5	7	4.7	2	1	3	1	2	9	9.0	
at LSU	01/24/21	*	34	4-9	.444	0-2	.000	2-6	.333	1	3	4	4.6	3	4	0	1	2	10	9.1	
at #21/19 Mississippi State	01/28/21	*	24	1-8	.125	0-2	.000	4-6	.667	1	4	5	4.6	2	0	1	0	1	6	8.9	
ALABAMA	01/31/21	*	21	4-5	.800	1-2	.500	2-2	1.000	2	4	6	4.7	3	0	2	1	11	9.0		
at Auburn	02/04/21	*	21	3-5	.600	0-0	.000	0-0	.000	2	3	5	4.8	1	1	0	1	0	6	8.8	
at #2/5 UConn	02/08/21	*	45	3-9	.333	0-2	.000	2-2	1.000	2	8	10	5.1	1	0	3	0	0	8	8.8	
MISSOURI	02/11/21	*	28	4-8	.500	0-3	.000	1-1	1.000	0	4	4	5.0	3	3	1	1	0	9	8.8	
LSU	02/14/21	*	26	1-5	.200	0-1	.000	2-4	.500	2	1	3	4.9	1	0	1	0	1	4	8.5	
at #21/21 Tennessee	02/18/21	*	14	2-6	.333	0-1	.000	0-0	.000	0	1	1	4.7	2	0	1	0	0	4	8.3	
Totals			20	506	65-144	.451	12-38	.316	24-42	.571	29	65	94	4.7	38	23	23	9	15	166	8.3

Games played: 20
 Minutes/game: 25.3
 Points/game: 8.3
 FG Pct: 45.1
 3FG Pct: 31.6
 FT Pct: 57.1

Rebounds/game: 4.7
 Assists/game: 1.2
 Turnovers/game: 1.2
 Assist/turnover ratio: 1.0
 Steals/game: 0.8
 Blocks/game: 0.5



ALIYAH BOSTON

6-5 • So. • Forward • St. Thomas, U.S.V.I.

4

Career Stats at South Carolina

Season	gp-gs	min/avg	fg-fga	pct	3fg-fga	pct	ft-fa	pct	off	def	tot	avg	pf	fo	ast	to	blk	stl	pts	avg
2019-20	33-33	786/23.8	174-286	.608	2-12	.167	62-84	.738	117	193	310	9.4	68	1	34	37	86	42	412	12.5
2020-21	20-20	592/29.6	113-226	.500	7-31	.226	43-60	.717	85	151	236	11.8	53	0	30	31	61	23	276	13.8
TOTAL	53-53	1378/26.0	287-512	.561	9-43	.209	105-144	.729	202	344	546	10.3	121	1	64	68	147	65	688	13.0

Awards

2021 AP Preseason All-America
 2021 Watch Lists – Naismith Trophy, Wade Trophy,
 Wooden Award, Naismith Def. POY, Lisa Leslie Award
 2020 National Fr. of the Year (ESPN, USBWA, WBCA)
 2020 Lisa Leslie Center of the Year
 2020 All-America Second Team (AP, USBWA)
 2020 All-SEC First Team
 2020 SEC Defensive Player of the Year
 2020 SEC Freshman of the Year
 2020 Her Hoop Stats Fab 15 Freshmen
 SEC First-Year Academic Honor Roll (2019-20)

High School

Naismith, WBCA All-America Second Team (2019)
 McDonald's, SLAM All-America (2019)

USA Basketball

2019 FIBA U19 World Cup, gold medal
 2018 Youth Olympic Games 3x3, gold medal
 2018 FIBA U17 World Cup, gold medal
 2018 FIBA U17 World Cup, All-Star Five
 2017 FIBA U16 Americas Cup, gold medal
 2017 FIBA U16 Americas Cup, MVP

Career Notables

- Program's first National Freshman of the Year, winning that title unanimously in 2020
- Only player in program history with multiple triple-doubles; first Gamecock to post a triple-double in an SEC game and one vs. a ranked opponent
- As a freshman, averaged a double-double in SEC play (13.1 ppg/10.3 rpg) and against ranked opponents (13.0 ppg/10.9 rpg); sixth in nation in field goal percentage and 21st in blocked shots per game
- Ranked No. 3 recruit in Class of 2019 and a consensus All-American

In the Record Books

Career

1st – Triple-Doubles (2)
 3rd – Double-Doubles vs. SEC (15)
 7th – Blocks (147)

Season

3rd – Blocked shots average (2.6 in 2019-20)
 1st – Offensive rebounds vs. SEC (56 in 2019-20)
 3rd – Double-doubles vs. SEC (7 in 2019-20, 2020-21)
 Best FG% by a freshman (.608 (174-286) in 2019-20)
 Most double-doubles by a freshman (13 in 2019-20)
 Most blocked shots by a freshman (86 in 2019-20)
 Best rebounding average by a freshman (9.4 in 2019-20)
 Most offensive rebs. by a freshman (117 in 2019-20)
 Most games started by a freshman (33 in 2019-20)

Game

1st – Blocked shots (10, 2x, last vs. Georgia, 1/21/21)
 2nd – Rebounds (25 vs. Arkansas, 1/9/20)
 3rd – Offensive rebounds (10 vs. Arkansas, 1/9/20)
 1st – Blocked shots vs. SEC (10 vs. Georgia, 1/21/21)
 1st – Offensive rebounds vs. SEC (10 vs. Arkansas, 1/9/20)
 2nd – Rebounds vs. SEC (25 vs. Arkansas, 1/9/20)
 Most rebounds by a freshman (25 vs. Arkansas, 1/9/20)
 Most blocks by a freshman (10 vs. Ala. State, 11/5/19)
 Most blocks by a sophomore (10 vs. Georgia, 1/21/21)
 Best FG% by a freshman (1.000 (6-6) vs. App. State, 11/17/19)
 Most offensive rebs. by a freshman (10 vs. Ark., 1/9/20)

Miscellaneous

	Season	Career	Record
Triple-Double	1	2	2-0
Double-Double	11	24	22-2
20+ Points	4	6	6-0
10+ Points	15	43	40-3
10+ Rebounds	15	31	29-2
5+ Assists	1	1	1-0
5+ Blocks	4	10	10-0
Tm-High Points	6	13	11-2
Tm-High Rebs.	15	40	38-2
Tm-High Assists	1	1	1-0

Career Highs

Pts	28 vs. Florida, 12/31/20
FG	11, 2x, last vs. Arkansas, 1/18/21
FGA	18 vs. Florida, 12/31/20
3FG	3 vs. Florida, 12/31/20
3FGA	5 vs. Florida, 12/31/20
FT	7 at Alabama, 1/5/20
FTA	9 at Alabama, 1/5/20
Reb	25 vs. Arkansas, 1/9/20
Off Reb	10 vs. Arkansas, 1/9/20
Blk	10, 2x, last vs. Georgia, 1/21/21*
Asst	6 vs. Alabama, 1/31/21
Stl	4, 2x, last vs. South Dakota, 11/28/20
Min	43 at UConn, 2/8/21

SEC Career Highs

Pts	28 vs. Florida, 12/31/20
FG	11, 2x, last vs. Arkansas, 1/18/21
FGA	18 vs. Florida, 12/31/20
3FG	3 vs. Florida, 12/31/20
3FGA	5 vs. Florida, 12/31/20
FT	7 at Alabama, 1/5/20
FTA	9 at Alabama, 1/5/20
Reb	25 vs. Arkansas, 1/9/20
Off Reb	10 vs. Arkansas, 1/9/20
Blk	10 vs. Georgia, 1/21/21*
Asst	6 vs. Alabama, 1/31/21
Stl	4 at Georgia, 1/26/20
Min	36, 2x, last at LSU, 1/24/21

* indicates school record

Season Highlights

- Team captain
- Ranks 12th in the NCAA in rebounding average (11.8), second in the SEC ... tied for 11th in NCAA with 3.1 blocks per game, tied for the SEC lead, and 10th in NCAA in double-doubles (11) ... ranks second in the SEC and 13th in the country in offensive rebounding (4.3) ... 22nd in the SEC in scoring ... one of four players in the SEC to average a double-double
- In conference play, ranks 18th in scoring (14.6), second in rebounding (12.5), first in blocks (3.9), second in offensive rebounds (4.3), fourth in field goal percentage (.521)
- Averaging a double-double against ranked opponents (14.9 ppg / 12.3 rpg)
- Scored 12 of her team-high 17 points at #21/21 Tennessee (Feb. 18) in the second half to keep Gamecocks within striking distance ... tied her season high with 16 rebounds to finish with her 11th double-double of the season
- Notched her 10th double-double of the season with 12 points and 13 rebounds against LSU (Feb. 14), her seventh against SEC competition ... tying her total against SEC foes from her freshman season, also tallied six blocks
- Set the tone early with five points and five boards in the first quarter against Missouri (Feb. 11) on her way to an 11-point 12-rebound double-double, her ninth of the season
- Scored five of her 17 points during the fourth quarter run at #2/5 UConn (Feb. 8) that pulled the team back into the game ... finished with her eighth double-double of the season pulling down 15 rebounds, including eight in the final 15 minutes of the game
- Was calm in face of constant double-teams against Alabama (Jan. 31), handing out career-best six assists to go with her 13 rebounds – her ninth-straight game of double-digit rebounds ... contributed four points, two rebounds, two blocks and three assists during 18-5 run that opened second half to turn one-point deficit into 12-point advantage
- Notched her third straight double-double with 20 points and 14 rebounds at LSU (Jan. 24)... dominated the glass in the third quarter with six and scored seven points in the decisive fourth quarter
- Made history against #22/23 Georgia (Jan. 21), notching the program's first triple-double in SEC play with 16 points, 11 rebounds and 10 blocks, the second triple-double of her career
- Came out hot against #15/16 Arkansas (Jan. 18) with six points, six rebounds and three blocks in the game's opening five minutes ... added five points to a 9-0 run late in the third that established a double-digit lead
- Took over in the third quarter at #10/8 Kentucky (Jan. 10), scoring 10 of her 20 points in the period to ... with a double-double, her fourth of the season, and seven blocks, tying her SEC career high, and earn SEC co-Player of the Week
- Scored a career-best 28 points against Florida (Dec. 31), including a 19-point and 11-rebound first half where she became the 11th fastest Gamecock to score 500 points in her career ... scored eight points in the paint, eight on

midrange jumpers, nine from 3-point range and three free throws

- Showed off her inside-out game early at #23/18 Iowa State (Dec. 6), scoring five of the team's first 10 points on a putback and a 3-pointer ... scored four of her then season-high 13 points off offensive rebounds

BOSTON GAME-BY-GAME

Opponent	Date	gs	min	Total		3-Pointers		Free throws		Rebounds				pf	a	t/o	blk	stl	pts	avg	
				fg-fga	pct	3fg-fga	pct	ft-fta	pct	off	def	tot	avg								
COL. OF CHARLESTON	11/25/20	*	22	5-7	.714	0-0	.000	1-2	.500	4	8	12	12.0	2	1	2	1	0	11	11.0	
vs South Dakota	11/28/20	*	28	5-14	.357	0-1	.000	2-4	.500	3	5	8	10.0	4	4	0	0	4	12	11.5	
vs #21/20 Gonzaga	11/29/20	*	25	3-5	.600	0-0	.000	4-6	.667	2	3	5	8.3	4	0	1	1	1	10	11.0	
#8/6 NC STATE	12/03/20	*	35	4-14	.286	1-3	.333	0-0	.000	3	6	9	8.5	2	0	3	1	0	9	10.5	
at #23/18 Iowa State	12/06/20	*	35	6-11	.545	1-3	.333	0-0	.000	5	10	15	9.8	3	3	2	1	1	13	11.0	
TEMPLE	12/17/20	*	22	6-12	.500	0-2	.000	2-2	1.000	4	5	9	9.7	1	1	0	3	1	14	11.5	
FLORIDA	12/31/20	*	36	11-18	.611	3-5	.600	3-4	.750	5	11	16	10.6	3	1	0	4	3	28	13.9	
at Alabama	01/04/21	*	35	2-10	.200	0-0	.000	1-2	.500	3	7	10	10.5	4	0	0	2	2	5	12.8	
at #10/8 Kentucky	01/10/21	*	25	8-14	.571	1-1	1.000	3-4	.750	5	7	12	10.7	3	1	2	7	3	20	13.6	
at Vanderbilt	01/14/21	*	19	4-8	.500	0-1	.000	1-1	1.000	4	6	10	10.6	0	2	2	4	2	9	13.1	
#15/16 ARKANSAS	01/18/21	*	32	11-17	.647	0-2	.000	4-5	.800	6	10	16	11.1	2	3	1	6	0	26	14.3	
#22/23 GEORGIA	01/21/21	*	31	5-12	.417	1-3	.333	5-6	.833	2	9	11	11.1	2	2	3	10	2	16	14.4	
at LSU	01/24/21	*	36	8-15	.533	0-2	.000	4-7	.571	6	8	14	11.3	3	0	1	1	0	20	14.8	
at #21/19 Mississippi State	01/28/21	*	22	3-7	.429	0-2	.000	0-0	.000	4	8	12	11.4	4	0	4	3	0	6	14.2	
ALABAMA	01/31/21	*	32	2-10	.200	0-1	.000	2-2	1.000	4	9	13	11.5	1	6	2	3	0	6	13.7	
at Auburn	02/04/21	*	25	7-8	.875	0-0	.000	0-0	.000	1	7	8	11.3	3	1	2	0	0	14	13.7	
at #2/5 UConn	02/08/21	*	43	8-17	.471	0-3	.000	1-2	.500	8	7	15	11.5	4	1	2	3	2	17	13.9	
MISSOURI	02/11/21	*	30	3-5	.600	0-0	.000	5-6	.833	6	6	12	11.5	2	1	2	4	0	11	13.7	
LSU	02/14/21	*	27	6-10	.600	0-1	.000	0-1	.000	5	8	13	11.6	2	2	2	6	1	12	13.6	
at #21/21 Tennessee	02/18/21	*	32	6-12	.500	0-1	.000	5-6	.833	5	11	16	11.8	4	1	0	1	1	17	13.8	
Totals			20	592	113-226	.500	7-31	.226	43-60	.717	85	151	236	11.8	53	30	31	61	23	276	13.8

Games played: 20
 Minutes/game: 29.6
 Points/game: 13.8
 FG Pct: 50.0
 3FG Pct: 22.6
 FT Pct: 71.7

Rebounds/game: 11.8
 Assists/game: 1.5
 Turnovers/game: 1.6
 Assist/turnover ratio: 1.0
 Steals/game: 1.2
 Blocks/game: 3.1



ZIA COOKE

5-9 • So. • Guard • Toledo, Ohio

1

Career Stats at South Carolina

Season	gp-gs	min/avg	fg-fga	pct	3fg-fga	pct	ft-fa	pct	off	def	tot	avg	pf	fo	ast	to	blk	stl	pts	avg
2019-20	33-33	876/26.5	139-360	.386	40-112	.357	79-111	.712	31	64	95	2.9	52	0	61	58	7	36	397	12.0
2020-21	20-20	618/30.9	112-284	.394	28-73	.384	61-78	.782	8	48	56	2.8	25	0	45	45	1	18	313	15.7
TOTAL	53-53	1494/28.2	251-644	.390	68-185	.368	140-189	.741	39	112	151	2.8	77	0	106	103	8	54	710	13.4

Career Notables

- Dominant freshman season that landed her on the SEC All-Freshman Team and honorable mention status on the Her Hoop Stats Fab 15 Freshmen list
- Holds program single-game records for field goal attempts by a freshman (23), 3-point field goal percentage by a freshman (1.000 (4-4)) and free throw percentage by a freshman (1.000 (6-6))
- Ranked 24th in SEC in scoring as a freshman, 12th in league games (13.8 ppg)
- Led the team or tied for team lead in scoring in eight SEC games
- Ranked No. 4 recruit in Class of 2019 and was a consensus All-American

Season Highlights

- Ranks 12th in the SEC in scoring (15.7), and 10th in free throw percentage (.782)
- In conference play, ranks 16th in scoring (15.1) and 11th in free throw percentage (.780)
- Erased LSU's (Feb. 14) only lead of the day with four quick points in the first on her way to 13 points, her eighth straight game in double figures
- Dropped eight of her game-high 15 points in the fourth quarter against Missouri (Feb. 11), bouncing back after a rough start to go 5-of-7 from the field in the second half
- Took over early at Auburn (Feb. 4), scoring 11 points in the first quarter and all 17 of her points in the first half
- Accounted for 12 of Carolina's 24 points in a dominant third quarter against Alabama (Jan. 31) en route to a game-high 21 points, her second straight game leading the team in scoring
- Jump started a 14-0 run at #21/19 Mississippi State (Jan. 28), scoring the first eight of the 14 points on her way to a game-high 19 points in the win
- Kept her momentum going at LSU (Jan. 24) scoring 11 points, including four in the closing moments of the game
- Found her flow early against #22/23 Georgia (Jan. 21), scoring six points in the first quarter and capped the first half with a buzzer beater on her way to a 16-point performance
- Shook off tough offensive night at #10/8 Kentucky (Jan. 10) to hit a pair of free throws to make it a two-possession game in the final 10 seconds
- Snapped the team's 3:23 scoreless run in the third quarter at Alabama (Jan. 4) on her way to an 18-point performance
- Took over in the third quarter of the SEC opener against Florida (Dec. 31), scoring the final 12 points of the period on her way to 26 points, a new SEC career high
- Tied her career best with five made 3-pointers against Temple (Dec. 17) in a lethally efficient performance, going 8-of-11 from the field and 5-of-7 from beyond the arc for a game-high 23 points
- Had her outside game working at #23/18 Iowa State (Dec. 6), capping the first quarter with the first of her four 3-pointers, which also included two to open the third quarter on back-to-back possessions
- Poured in 16 points while dishing out four assists and snagging four rebounds against #21/20 Gonzaga (Nov. 29)
- Scored a game-high 19 points and played a career-high 36 minutes against South Dakota (Nov. 28) where she also pulled down five rebounds.

Awards

- 2021 Watch Lists – Naismith Trophy, Wade Trophy, Wooden Award
- 2021 The Dawn Staley Award Midseason Watch List
- 2021 Ann Meyers Drysdale Award Top 10
- 2020 Her Hoop Stats Fab 15 Freshmen (hon. mention)
- 2020 SEC All-Freshman Team
- SEC First-Year Academic Honor Roll (2019-20)

High School

- Naismith Player of the Year Finalist (2019)
- Naismith, WBCA All-America First Team (2019)
- McDonald's, SLAM All-America (2019)
- USA Today All-USA Third Team (2019)

USA Basketball

- 2018 FIBA U17 World Cup, gold medal
- 2017 FIBA U16 Americas Cup, gold medal

Miscellaneous

	Season	Career	Record
20+ Points	3	8	8-0
10+ Points	16	40	37-3
Tm-High Points	8	19	18-1
Tm-High Assists	4	6	5-1

Career Highs

Pts	27 at Dayton, 11/13/19
FG	10 vs. Florida, 12/31/20
FGA	23 vs. Arkansas, 1/9/20
3FG	5, 2x, last vs. Temple, 12/17/20
3FGA	9 vs. Arkansas, 1/9/20
FT	7 vs. LSU, 2/20/20
FTA	9, 2x, last vs South Dakota, 11/28/20
Reb	7 at Dayton, 11/13/19
Blk	1, 8x, last vs. Florida, 12/31/20
Stl	4 vs. USC Upstate, 11/21/19
Asst	5, 2x, last vs. Florida, 12/31/20
Min	37, 3x, last at UConn, 2/8/21

SEC Career Highs

Pts	26 vs. Florida, 12/31/20
FG	10 vs. Florida, 12/31/20
FGA	23 vs. Arkansas, 1/9/20
3FG	4, 3x, last vs. Auburn, 2/13/20
3FGA	9 vs. Arkansas, 1/9/20
FT	7 vs. LSU, 2/20/20
FTA	9 vs. LSU, 2/20/20
Reb	6, 2x, last at Arkansas, 2/6/20
Blk	1, 4x, vs. Florida, 12/31/20
Stl	3 at Alabama, 1/5/20
Asst	5 vs. Florida, 12/31/20
Min	37, 2x, last at LSU, 1/24/21

GAME-BY-GAME

Opponent	Date	gs	min	Total		3-Pointers		Free throws		Rebounds				pts	avg						
				fg-fga	pct	3fg-fga	pct	ft-fa	pct	off	def	tot	avg								
COL. OF CHARLESTON	11/25/20	*	20	6-11	.545	2-3	.667	4-5	.800	1	0	1	1.0	0	3	3	0	3	18	18.0	
vs South Dakota	11/28/20	*	36	5-16	.313	3-7	.429	6-9	.667	0	5	5	3.0	2	1	3	0	0	19	18.5	
vs #21/20 Gonzaga	11/29/20	*	35	6-17	.353	1-1	1.000	3-3	1.000	1	3	4	3.3	0	4	3	0	0	16	17.7	
#8/6 NC STATE	12/03/20	*	35	4-18	.222	1-5	.200	2-2	1.000	0	5	5	3.8	1	1	1	0	1	11	16.0	
at #23/18 Iowa State	12/06/20	*	29	6-12	.500	4-6	.667	3-3	1.000	0	1	1	3.2	3	4	2	0	0	19	16.6	
TEMPLE	12/17/20	*	28	8-11	.727	5-7	.714	2-4	.500	1	2	3	3.2	0	4	2	0	0	23	17.7	
FLORIDA	12/31/20	*	37	10-22	.455	0-3	.000	6-6	1.000	1	2	3	3.1	2	5	1	1	2	26	18.9	
at Alabama	01/04/21	*	33	8-17	.471	2-3	.667	0-0	.000	1	2	3	3.1	2	2	4	0	1	18	18.8	
at #10/8 Kentucky	01/10/21	*	36	2-12	.167	0-1	.000	3-6	.500	0	3	3	3.1	0	1	2	0	0	7	17.4	
at Vanderbilt	01/14/21	*	23	3-7	.429	0-1	.000	3-4	.750	0	2	2	3.0	1	2	2	0	1	9	16.6	
#15/16 ARKANSAS	01/18/21	*	22	3-7	.429	1-3	.333	2-2	1.000	0	3	3	3.0	4	3	4	0	0	9	15.9	
#22/23 GEORGIA	01/21/21	*	29	7-16	.438	0-3	.000	2-2	1.000	0	2	2	2.9	1	0	2	0	2	16	15.9	
at LSU	01/24/21	*	37	4-10	.400	0-3	.000	3-6	.500	0	1	1	2.8	2	0	4	0	2	11	15.5	
at #21/19 Mississippi State	01/28/21	*	36	6-16	.375	1-3	.333	6-6	1.000	0	3	3	2.8	0	3	2	0	2	19	15.8	
ALABAMA	01/31/21	*	25	7-14	.500	2-3	.667	5-6	.833	1	1	2	2.7	2	0	1	0	1	21	16.1	
at Auburn	02/04/21	*	25	6-11	.545	3-7	.429	2-3	.667	0	2	2	2.7	1	2	1	0	0	17	16.2	
at #2/5 UConn	02/08/21	*	37	4-13	.308	1-2	.500	2-2	1.000	1	3	4	2.8	2	3	4	0	0	11	15.9	
MISSOURI	02/11/21	*	32	6-14	.429	1-4	.250	2-3	.667	0	2	2	2.7	2	1	2	0	0	15	15.8	
LSU	02/14/21	*	31	5-18	.278	1-4	.250	2-2	1.000	1	3	4	2.8	0	4	1	0	2	13	15.7	
at #21/21 Tennessee	02/18/21	*	32	6-22	.273	0-4	.000	3-4	.750	0	3	3	2.8	0	2	1	0	1	15	15.7	
Totals			20	618	112-284	.394	28-73	.384	61-78	.782	8	48	56	2.8	25	45	45	1	18	313	15.7

Games played: 20
 Minutes/game: 30.9
 Points/game: 15.7
 FG Pct: 39.4
 3FG Pct: 38.4
 FT Pct: 78.2

Rebounds/game: 2.8
 Assists/game: 2.3
 Turnovers/game: 2.3
 Assist/turnover ratio: 1.0
 Steals/game: 0.9
 Blocks/game: 0.1



LELE GRISSETT

6-2 • Sr. • Guard • Durham, N.C.

24

Career Stats at South Carolina

Season	gp-gs	min/avg	fg-fga	pct	3fg-fga	pct	ft-fa	pct	off	def	tot	avg	pf	fo	ast	to	blk	stl	pts	avg
2017-18	36-3	477/13.3	56-119	.471	0-0	.000	39-70	.557	56	77	133	3.7	84	0	18	53	7	24	151	4.2
2018-19	31-2	368/11.9	41-73	.562	0-0	.000	24-44	.545	59	64	123	4.0	61	2	9	33	17	11	106	3.4
2019-20	33-0	560/17.0	82-131	.626	0-2	.000	46-63	.730	69	57	126	3.8	47	0	40	34	23	30	210	6.4
2020-21	19-0	346/18.2	49-93	.527	1-2	.500	23-45	.511	46	35	81	4.3	40	1	18	29	12	10	122	6.4
TOTAL	119-5	1751/14.7	228-416	.548	1-4	.250	132-222	.595	230	233	463	3.9	232	3	85	149	59	75	589	4.9

Career Notables

- Has played in all but two games of her career, bringing energy off the bench, especially in defensive pressure
- Reshaped her body before junior season to focus on playing guard instead of forward
- Posted her first career double-double in the 2018-19 regular-season meeting with then-#4/5 Baylor (Dec. 2)
- Started at Vanderbilt (Jan. 18, 2018) and turned in a career night, shooting 11-of-12 from the field for 22 points – the first Gamecock freshman 20-point outing in SEC play in three years (20 by A'ja Wilson vs. Vanderbilt, 2/15/15)

Season Highlights

- More comfortable at the guard position after a year of experience under her belt; can play multiple positions and could get some time at point guard this season
- Ranks 13th in the SEC in offensive rebounds per game (2.4) and 13th in league play (2.5)
- Rattled off seven of her nine points in the second quarter against Missouri (Feb. 11), including her first career 3-pointer, to help Carolina erase a five-point deficit
- Helped put the game on ice at Auburn (Feb. 4), scoring eight of her 10 points in the second half while pulling down a game-high four offensive rebounds
- Came up big against #21/19 Mississippi State (Jan. 28), scoring back-to-back buckets to finish a 14-0 first-half run that put the Gamecocks in control of the game ... finished with 11 points, five coming from the free throw line, tying her career high
- Made a huge impact in the fourth quarter at LSU (Jan. 24) with her trademark pressure defense and beating the defense down the court for eight fast-break points and handing out her SEC career-best three assists in the period
- Strong on the offensive glass against #15/16 Arkansas, pulling down four of her four of her five offensive boards in the second quarter to help keep the Gamecocks close in the period
- Anchored the team's rebounding efforts at Vanderbilt (Jan. 14), pulling down a game and career-high 12 boards, including seven on the offensive end, also a career high for the senior
- Provided a spark off the bench in the second half against South Dakota (Nov. 28), scoring six straight points as part of a 14-2 run that closed the third quarter and put the game out of reach
- Opened the season with a double-double against Charleston (Nov. 25), scoring 13 points and pulling down 10 rebounds, tying her career high on the glass

Awards

SEC Winter Academic Honor Roll (2019-20)

Miscellaneous

	Season	Career	Record
Double-Double	1	2	1-1
20+ Points	0	1	1-0
10+ Points	3	16	14-2
10+ Rebounds	1	2	1-1
Tm-High Points	0	3	3-0
Tm-High Rebs.	1	10	7-3
Team-High Assts.	0	1	1-0

Career Highs

Pts	22 at Vanderbilt, 1/18/18
FG	11 at Vanderbilt, 1/18/18
FGA	12 at Vanderbilt, 1/18/18
FT	5, 3x, last at Mississippi State, 1/28/21
FTA	8 vs. College of Charleston, 12/5/17
Reb	12 at Vanderbilt, 1/14/21
Off Reb	7 at Vanderbilt, 1/14/21
Blk	3, 3x, last vs. Vanderbilt, 2/17/20
Stl	4, 2x, last vs. Georgia, 3/6/20
Asst	4, 2x, last vs. Arkansas, 3/7/20
Min	29 vs. Tennessee, 1/14/18

SEC Career Highs

Pts	22 at Vanderbilt, 1/18/18
FG	11 at Vanderbilt, 1/18/18
FGA	12 at Vanderbilt, 1/18/18
FT	5, 2x, last at Mississippi State, 1/28/21
FTA	6 at Missouri, 1/16/20
Reb	12 at Vanderbilt, 1/14/21
Off Reb	7 at Vanderbilt, 1/14/21
Blk	3, 2x, last vs. Vanderbilt, 2/17/20
Stl	3, 2x, last at Florida, 2/27/20
Asst	3 at LSU, 1/24/21
Min	29 vs. Tennessee, 1/14/18

GAME-BY-GAME

Opponent	Date	gs	min	Total		3-Pointers		Free throws		Rebounds				pf	a	t/o	blk	stl	pts	avg
				fg-fga	pct	3fg-fga	pct	ft-fa	pct	off	def	tot	avg							
COL. OF CHARLESTON	11/25/20	16	5-6	.833	0-0	.000	3-4	.750	5	5	10	10.0	2	3	1	2	1	13	13.0	
vs South Dakota	11/28/20	14	3-3	1.000	0-0	.000	2-3	.667	3	2	5	7.5	2	1	0	0	1	8	10.5	
vs #21/20 Gonzaga	11/29/20	19	1-4	.250	0-0	.000	0-4	.000	1	1	2	5.7	3	1	0	1	2	2	7.7	
#8/6 NC STATE	12/03/20	21	4-4	1.000	0-0	.000	0-4	.000	1	2	3	5.0	5	0	1	0	0	8	7.8	
TEMPLE	12/17/20	21	3-4	.750	0-0	.000	1-2	.500	3	4	7	5.4	0	3	1	0	0	7	7.6	
FLORIDA	12/31/20	12	2-4	.500	0-0	.000	0-0	.000	1	1	2	4.8	1	0	1	0	0	4	7.0	
at Alabama	01/04/21	25	3-5	.600	0-1	.000	2-7	.286	3	1	4	4.7	2	2	2	1	0	8	7.1	
at #10/8 Kentucky	01/10/21	19	2-3	.667	0-0	.000	0-0	.000	2	1	3	4.5	2	0	3	2	0	4	6.8	
at Vanderbilt	01/14/21	17	3-8	.375	0-0	.000	1-1	1.000	7	5	12	5.3	4	0	3	1	0	7	6.8	
#15/16 ARKANSAS	01/18/21	18	2-6	.333	0-0	.000	3-4	.750	5	3	8	5.6	2	0	3	0	0	7	6.8	
#22/23 GEORGIA	01/21/21	18	2-6	.333	0-0	.000	1-4	.250	0	0	0	5.1	1	1	3	0	0	5	6.6	
at LSU	01/24/21	18	4-6	.667	0-0	.000	0-0	.000	3	0	3	4.9	1	3	2	0	0	8	6.8	
at #21/19 Mississippi State	01/28/21	24	3-6	.500	0-0	.000	5-6	.833	3	2	5	4.9	1	1	0	0	1	11	7.1	
ALABAMA	01/31/21	16	2-5	.400	0-0	.000	2-2	1.000	1	3	4	4.9	3	0	2	1	1	6	7.0	
at Auburn	02/04/21	14	4-8	.500	0-0	.000	2-2	1.000	4	0	4	4.8	1	0	4	1	0	10	7.2	
at #2/5 UConn	02/08/21	12	1-3	.333	0-0	.000	1-2	.500	1	2	3	4.7	2	0	1	1	0	3	6.9	
MISSOURI	02/11/21	22	4-6	.667	1-1	1.000	0-0	.000	1	0	1	4.5	3	2	0	2	1	9	7.1	
LSU	02/14/21	20	0-2	.000	0-0	.000	1	1.000	1	3	4	4.4	2	1	2	0	1	0	6.7	
at #21/21 Tennessee	02/18/21	20	1-4	.250	0-0	.000	0-0	.000	1	0	1	4.3	3	0	0	0	2	2	6.4	
Totals		0	346	49-93	.527	1-2	.500	23-45	.511	46	35	81	4.3	40	18	29	12	10	122	6.4

Games played: 19
 Minutes/game: 18.2
 Points/game: 6.4
 FG Pct: 52.7
 3FG Pct: 50.0
 FT Pct: 51.1

Rebounds/game: 4.3
 Assists/game: 0.9
 Turnovers/game: 1.5
 Assist/turnover ratio: 0.6
 Steals/game: 0.5
 Blocks/game: 0.6



DESTANNI HENDERSON

5-7 • Jr. • Guard • Fort Myers, Fla.

3

Career Stats at South Carolina

Season	gp-gs	min/avg	fg-fga	pct	3fg-fga	pct	ft-fa	pct	off	def	tot	avg	pf	fo	ast	to	blk	stl	pts	avg
2018-19	31-9	485/15.6	58-157	.369	29-78	.372	24-34	.706	14	35	49	1.6	30	0	40	40	2	16	169	5.5
2019-20	33-0	774/23.5	104-250	.416	32-99	.323	41-63	.651	20	75	95	2.9	28	0	93	63	2	41	281	8.5
2020-21	20-20	660/33.0	91-203	.448	23-56	.411	38-51	.745	19	82	101	5.1	22	0	110	56	3	25	243	12.2
TOTAL	84-29	1919/22.8	253-610	.415	84-233	.361	103-148	.696	53	192	245	2.9	80	0	243	159	7	82	693	8.3

Career Notables

- Has been a spark of energy off the bench through her first two seasons, playing both guard positions
- Announced her readiness for an expanded role this season with a 2020 SEC Tournament performance that earned All-Tournament status (13.0 ppg, 4.7 apg)
- Rated No. 1 point guard and No. 9 overall recruit in Class of 2018; 2018 McDonald's All-America
- Helped high school team to three state championships while amassing 1,649 career points

Season Highlights

- Leads the SEC and tied for 19th in the nation in assists (5.5) ... fifth in the SEC in assist-to-turnover ratio (2.0)
- In conference play, ranks first in assists (5.9), and sixth in assist-to-turnover ratio (2.0)
- Got off to a hot start against LSU (Feb. 14) scoring seven points in the first and tallying seven more in the third on her way to a game-high 19 points
- Exploded for a personal 7-0 run in the third quarter against Missouri (Feb. 11), pushing Carolina's lead to eight ... finished with 11 points and four steals, a new career high in SEC play
- Was lethally efficient with her distribution at Auburn (Feb. 4), dishing out nine assists with zero turnovers
- Came out hot against Alabama (Jan. 31), scoring eight of her 14 points and dishing out four of her game-high seven assists in the first quarter ... locked in from deep going 3-of-3 from beyond the arc
- Lit the fuse on the rally at LSU (Jan. 21) with seven points in the third and seven more in the fourth, including five straight to give the Gamecocks a lead they would not relinquish
- Notched the first double-double of her career with a 14-point 10-assist performance against #15/16 Arkansas (Jan. 18), dropping four dimes in the third quarter as the Gamecocks pulled away
- Great game management early at Vanderbilt (Jan. 14) with five points and four assists in the first quarter en route to third-straight double-digit scoring game and career-high tying nine assists
- Led the team in scoring for the second game in a row at #10/8 Kentucky (Jan. 10), pouring in a new SEC career-high 22 points, including eight straight in the fourth quarter to stretch a three-point lead to a nine-point advantage
- Took over in the second quarter at Alabama (Jan. 4), scoring the team's final six points of the half and hit a big 3 in the third quarter after Tide closed to within nine ... finished with a new career high in conference play with 20 points along with eight rebounds and five assists
- Scored a career-high 23 points against #21/20 Gonzaga (Nov. 29), all in the second half, answering the bell every time the Zags tied or took a lead in the fourth quarter and hit four the team's six free throw attempts in the final minute to seal the victory and lock up Women's Bad Boy Mowers Crossover Classic MVP honors for herself
- Scored 10 of her 19 points in the third quarter against South Dakota (Nov. 28), tying the game high in both points and rebounds with nine

Awards

- 2021 The Dawn Staley Award Midseason Watch List
- 2020 Bad Boy Mowers Crossover Classic MVP
- 2020 SEC All-Tournament Team
- 2019 SEC All-Freshman Team
- 2x SEC Winter Academic Honor Roll (2018-19, 2019-20)

High School

McDonald's All-America (2018)

USA Basketball

- 2016 FIBA U17 World Cup, bronze medal
- 2015 U16 National Team Trials

Miscellaneous

	Season	Career	Record
Double-Double	1	1	1-0
20+ Points	3	4	4-0
10+ Points	12	30	27-3
5+ Assists	11	18	16-2
5+ Steals	0	1	1-0
Tm-High Points	4	9	8-1
Tm-High Rebs.	1	2	2-0
Tm-High Assts.	14	22	19-3

Career Highs

- Pts..... 23 vs. Gonzaga, 11/29/20
- FG..... 8, 3x, last at Kentucky, 1/10/21
- FGA..... 17, 2x, last at UConn, 2/8/21
- 3FG..... 5 vs. USC Upstate, 11/21/19
- 3FGA..... 9 vs. Arkansas, 3/7/20
- FT..... 10 vs. Gonzaga, 11/29/20
- FTA..... 13 vs. Gonzaga, 11/29/20
- Reb..... 9 vs. South Dakota, 11/28/20
- Stl..... 5 at Temple, 12/7/19
- Asst..... 10 vs. Arkansas, 1/18/21
- Min..... 38, 4x, last at UConn, 2/8/21

SEC Career Highs

- Pts..... 22 at Kentucky, 1/10/21
- FG..... 8 at Kentucky, 1/10/21
- FGA..... 17 at Kentucky, 1/10/21
- 3FG..... 4 vs. Kentucky, 2/21/19
- 3FGA..... 7 at LSU, 1/24/21
- FT..... 6, 2x, last at Kentucky, 1/10/21
- FTA..... 7, 2x, last at Kentucky, 1/10/21
- Reb..... 8, 2x, last at Kentucky, 1/10/21
- Stl..... 4 vs. Missouri, 2/11/21
- Asst..... 10 vs. Arkansas, 1/18/21
- Min..... 38, 2x, last at Kentucky, 1/10/21

GAME-BY-GAME

Opponent	Date	gs	min	Total		3-Pointers		Free throws		Rebounds					pts	avg					
				fg-fga	pct	3fg-fga	pct	ft-fa	pct	off	def	tot	avg	pf			a	t/o	blk	stl	
COL. OF CHARLESTON	11/25/20	*	21	4-7	.571	0-1	.000	3-4	.750	1	5	6	6.0	2	5	2	1	4	11	11.0	
vs South Dakota	11/28/20	*	29	8-13	.615	1-3	.333	2-3	.667	0	9	9	7.5	1	3	2	0	0	19	15.0	
vs #21/20 Gonzaga	11/29/20	*	33	6-11	.545	1-3	.333	10-13	.769	1	2	3	6.0	2	2	0	0	23	17.7		
#8/6 NC STATE	12/03/20	*	35	1-13	.077	0-2	.000	0-0	.000	3	4	7	6.3	1	6	1	1	0	2	13.8	
at #23/18 Iowa State	12/06/20	*	38	4-7	.571	3-4	.750	1-2	.500	0	4	4	5.8	1	7	2	0	0	12	13.4	
TEMPLE	12/17/20	*	25	3-5	.600	2-3	.667	0-0	.000	0	3	3	5.3	0	7	0	0	1	8	12.5	
FLORIDA	12/31/20	*	38	1-7	.143	0-2	.000	0-0	.000	2	5	7	5.6	1	9	4	0	3	2	11.0	
at Alabama	01/04/21	*	34	7-16	.438	1-2	.500	5-6	.833	2	6	8	5.9	0	5	1	0	1	20	12.1	
at #10/8 Kentucky	01/10/21	*	38	8-17	.471	0-0	.000	6-7	.857	2	6	8	6.1	0	3	6	0	0	22	13.2	
at Vanderbilt	01/14/21	*	26	4-8	.500	1-3	.333	3-3	1.000	0	7	7	6.2	1	9	1	0	0	12	13.1	
#15/16 ARKANSAS	01/18/21	*	36	6-13	.462	2-2	1.000	0-0	.000	1	1	2	5.8	2	10	2	0	1	14	13.2	
#22/23 GEORGIA	01/21/21	*	30	1-6	.167	0-1	.000	0-0	.000	1	3	4	5.7	1	3	3	0	2	2	12.3	
at LSU	01/24/21	*	35	5-11	.455	2-7	.286	4-4	1.000	0	5	5	5.6	2	8	6	0	2	16	12.5	
at #21/19 Mississippi State	01/28/21	*	35	3-8	.375	0-4	.000	0-0	.000	1	3	4	5.5	0	2	2	0	1	6	12.1	
ALABAMA	01/31/21	*	35	5-8	.625	3-3	1.000	1-1	1.000	1	5	6	5.5	2	7	3	0	3	14	12.2	
at Auburn	02/04/21	*	25	2-4	.500	0-1	.000	0-0	.000	0	4	4	5.4	0	9	0	0	0	4	11.7	
at #2/5 UConn	02/08/21	*	38	5-17	.294	0-1	.000	1-5	.200	1	4	5	5.4	1	3	8	0	0	11	11.6	
MISSOURI	02/11/21	*	32	5-8	.625	1-2	.500	0-1	.000	2	2	4	5.3	1	3	1	0	4	11	11.6	
LSU	02/14/21	*	37	7-12	.583	3-6	.500	2-2	1.000	0	2	2	5.2	1	3	4	1	2	19	12.0	
at #21/21 Tennessee	02/18/21	*	40	6-12	.500	3-6	.500	0-0	.000	1	2	3	5.1	3	6	6	0	1	15	12.2	
Totals			20	660	91-203	.448	23-56	.411	38-51	.745	19	82	101	5.1	22	110	56	3	25	243	12.2

Games played: 20
 Minutes/game: 33.0
 Points/game: 12.2
 FG Pct: 44.8
 3FG Pct: 41.1
 FT Pct: 74.5

Rebounds/game: 5.1
 Assists/game: 5.5
 Turnovers/game: 2.8
 Assist/turnover ratio: 2.0
 Steals/game: 1.3
 Blocks/game: 0.2



DESTINY LITTLETON

5-9 • Jr. • Guard • San Diego, Calif.

11

Career Stats at South Carolina

Season	gp-gs	min/avg	fg-fga	pct	3fg-fga	pct	ft-fa	pct	off	def	tot	avg	pf	fo	ast	to	blk	stl	pts	avg
2020-21	17-0	220/12.9	16-42	.381	8-24	.333	16-20	.800	5	44	49	2.9	12	0	16	8	1	8	56	3.3
TOTAL	17-0	220/12.9	16-42	.381	8-24	.333	16-20	.800	5	44	49	2.9	12	0	16	8	1	8	56	3.3

Career Notables

- Sat out last season due to NCAA transfer rules, taking advantage of that time to have a procedure done to alleviate chronic issues in both ankles
- Spent two seasons at Texas, helping Longhorns to a pair of NCAA Tournament appearances, including a spot in the 2018 Sweet 16
- Played in all 33 games her redshirt-freshman season (2018-19), starting 12 and playing the third-most minutes on the team
- Ranked No. 33 overall in the Class of 2017
- Named McDonald's All-American (2017) and earned California Ms. Basketball honors

Season Highlights

- Has played in 17 games ... was unavailable vs. Florida (Dec. 31) and at Alabama (Jan. 4) ... made her SEC debut at #10/8 Kentucky (Jan. 10)
- Hit a 3 to spark an 8-0 run late in the second quarter against Missouri (Feb. 11) to help Gamecocks go into halftime tied
- Played a SEC career-best 23 minutes against Alabama (Jan. 31), including 11 crucial first-half minutes during which she added four of her SEC-high tying eight points
- Solid play against #15/16 Arkansas (Jan. 21), hitting a 3 late in the second quarter to help Gamecocks keep the lead going into halftime and grabbing four of her five rebounds in the fourth quarter to help keep the Razorbacks at bay
- Saw her first extended minutes in SEC play at Vanderbilt (Jan. 14) where she poured in eight points off the bench, including a pair of 3s
- Was strong on the glass at #23/18 Iowa State (Dec. 6), grabbing six of her seven boards in the second quarter to help the Gamecocks out-rebound the Cyclones 17-6 in that period alone
- Made her Carolina debut against Charleston (Nov. 25), scoring seven points and pulling down eight rebounds

Awards

SEC First-Year Academic Honor Roll (2019-20)

High School

McDonald's All-America (2017)

USA Basketball

2017 FIBA U18 3x3 World Cup, gold medal

2015 FIBA U16 Americas Cup, bronze medal

Miscellaneous

	Season	Career	Record
20+ Points	0	1*	1-0
10+ Points	0	12*	9-3
5+ Assists	0	1*	1-0
Tm-High Points	0	3*	2-1
Tm-High Rebs.	0	3*	1-2
Tm-High Assts.	0	2*	2-0

* indicates includes games prior to transfer to South Carolina

Career Highs

Pts.....22 vs. Northwestern State, 12/29/18*

FG.....7 vs. UTSA, 11/28/18*

FGA.....15 vs. UTSA, 11/28/18*

3FG.....4 at West Virginia, 1/6/19*

3FGA.....7 vs. UTSA, 11/28/18*

FT.....11 vs. Northwestern State, 12/29/18*

FTA.....11 vs. Northwestern State, 12/29/18*

Reb.....8, 2x, last vs. College of Charleston, 11/25/20*

Stl.....3, 2x, last at Oklahoma State, 2/12/19*

Asst.....7 vs. Northwestern State, 12/29/18*

Min.....34, 2x, last vs. Kansas State, 2/17/19*

* indicates at least one time prior to transfer to South Carolina

GAME-BY-GAME

Opponent	Date	gs	min	Total		3-Pointers		Free throws		Rebounds				pts	avg					
				fg-fga	pct	3fg-fga	pct	ft-fa	pct	off	def	tot	avg							
COL. OF CHARLESTON	11/25/20	19	1-6	.167	0-3	.000	5-6	.833	0	8	8	8.0	2	0	2	0	1	7	7.0	
vs South Dakota	11/28/20	6	0-1	.000	0-1	.000	0-0	.000	0	0	0	4.0	1	0	0	0	0	0	3.5	
vs #21/20 Gonzaga	11/29/20	10	0-1	.000	0-1	.000	1-2	.500	0	1	1	3.0	1	1	0	0	0	1	2.7	
#8/6 NC STATE	12/03/20	6	0-0	.000	0-0	.000	0-0	.000	1	1	2	2.8	0	0	0	0	0	0	2.0	
at #23/18 Iowa State	12/06/20	16	2-5	.400	1-3	.333	0-0	.000	1	6	7	3.6	0	3	0	0	0	5	2.6	
TEMPLE	12/17/20	18	2-5	.400	0-1	.000	2-2	1.000	0	4	4	3.7	0	2	0	0	2	6	3.2	
at #10/8 Kentucky	01/10/21	1	0-0	.000	0-0	.000	0-0	.000	0	0	0	3.1	1	0	0	0	0	0	2.7	
at Vanderbilt	01/14/21	17	2-5	.400	2-3	.667	2-2	1.000	0	3	3	3.1	1	2	1	0	1	8	3.4	
#15/16 ARKANSAS	01/18/21	17	2-4	.500	2-3	.667	1-2	.500	1	4	5	3.3	1	1	0	0	0	7	3.8	
#22/23 GEORGIA	01/21/21	16	0-2	.000	0-0	.000	1-2	.500	0	1	4	3.5	0	1	1	0	1	1	3.5	
at LSU	01/24/21	7	0-1	.000	0-1	.000	0-0	.000	0	1	1	3.3	0	0	1	0	0	0	3.2	
at #21/19 Mississippi State	01/28/21	8	1-1	1.000	0-0	.000	0-0	.000	0	0	0	3.0	0	2	1	0	2	2	3.1	
ALABAMA	01/31/21	23	2-3	.667	0-1	.000	4-4	1.000	0	3	3	3.0	0	2	0	0	0	8	3.5	
at Auburn	02/04/21	17	2-2	1.000	2-2	1.000	0-0	.000	0	4	4	3.1	1	2	1	1	1	6	3.6	
at #2/5 UConn	02/08/21	14	0-1	.000	0-1	.000	0-0	.000	0	1	1	2.9	2	0	0	0	0	0	3.4	
MISSOURI	02/11/21	15	2-4	.500	1-3	.333	0-0	.000	0	1	1	2.8	0	0	0	0	0	5	3.5	
LSU	02/14/21	10	0-1	.000	0-1	.000	0-0	.000	1	3	4	2.9	2	0	1	0	0	0	3.3	
Totals		0	220	16-42	.381	8-24	.333	16-20	.800	5	44	49	2.9	12	16	8	1	8	56	3.3

Games played: 17
 Minutes/game: 12.9
 Points/game: 3.3
 FG Pct: 38.1
 3FG Pct: 33.3
 FT Pct: 80.0

Rebounds/game: 2.9
 Assists/game: 0.9
 Turnovers/game: 0.5
 Assist/turnover ratio: 2.0
 Steals/game: 0.5
 Blocks/game: 0.1

SEC Career Highs

Pts.....8, 2x, last vs. Alabama, 1/31/21

FG.....2, 4x, last vs. Missouri, 2/11/21

FGA.....5 at Vanderbilt, 1/14/21

3FG.....2, 3x, last at Auburn, 2/4/21

3FGA.....3, 2x, last vs. Arkansas, 1/18/21

FT.....4 vs. Alabama, 1/31/21

FTA.....4 vs. Alabama, 1/31/21

Reb.....5, 2x, last vs. Georgia, 1/21/21

Stl.....2 at Mississippi State, 1/28/21

Asst.....2, 4x, last at Auburn, 2/4/21

Min.....23 vs. Alabama, 1/31/21



ENIYA RUSSELL

6-1 • Fr. • Guard • Baltimore, Md.

2

Career Stats at South Carolina

Season	gp-gs	min/avg	fg-fga	pct	3fg-fga	pct	ft-fa	pct	off	def	tot	avg	pf	fo	ast	to	blk	stl	pts	avg
2020-21	18-0	147/8.2	21-57	.368	4-17	.235	19-33	.576	2	19	21	1.2	18	0	7	12	2	6	65	3.6
TOTAL	18-0	147/8.2	21-57	.368	4-17	.235	19-33	.576	2	19	21	1.2	18	0	7	12	2	6	65	3.6

High School Notables

- Ranked No. 43 overall in Class of 2020 by ESPN
- First-Team All-Metro from *Washington Post* (2020) and *Baltimore Sun* (2019)
- Scored 14.9 points per game as a senior

Season Highlights

- Has played in 18 games this season
- Scored her first SEC points with a 3 late in the first half at #10/8 Kentucky (Jan. 10)
- Hit a groove in the second quarter against Temple (Dec. 17), scoring five of her 11 points in the period
- Found good offensive rhythm in midrange game at #23/18 Iowa State (Dec. 6) with seven of her eight points coming in just five minutes of play in the second quarter
- Cracked double figures in her Carolina debut, scoring 14 points and snagging four rebounds against Charleston (Nov. 25)

Awards

McDonald's All-America (2019-20)

Miscellaneous

	Season	Career	Record
10+ Points	2	2	2-0

Career Highs

Pts	14 vs. College of Charleston, 11/25/20
FG	4, 2x, last vs. Temple, 12/17/20
FGA	8, 2x, last at Vanderbilt, 1/14/21
3FG	1, 2x, last at Kentucky, 1/10/21
3FGA	3 at Iowa State, 12/6/20
FT	5 vs. College of Charleston, 11/25/20
FTA	8 vs. College of Charleston, 11/25/20
Reb	4 vs. College of Charleston, 11/25/20
Blk	1, 2x, last at Tennessee, 2/18/21
Stl	2, 2x, last at Vanderbilt, 1/14/21
Asst	2 vs. College of Charleston, 11/25/20
Min	20 vs. College of Charleston, 11/25/20

SEC Career Highs

Pts	6 at Vanderbilt, 1/14/21
FG	3 at Vanderbilt, 1/14/21
FGA	8 at Vanderbilt, 1/14/21
3FG	1 at Kentucky, 1/10/21
3FGA	2, 2x, last at Tennessee, 2/18/21
FT	4 vs. LSU, 2/14/21
FTA	6 vs. LSU, 2/14/21
Reb	3, 2x, last vs. Alabama, 1/31/21
Blk	1 at Tennessee, 2/18/21
Stl	2 at Vanderbilt, 1/14/21
Asst	1, 3x, last at LSU, 1/24/21
Min	19 at Vanderbilt, 1/14/21

GAME-BY-GAME

Opponent	Date	gs	min	Total		3-Pointers		Free throws		Rebounds				pf	a	t/o	blk	stl	pts	avg
				fg-fga	pct	3fg-fga	pct	ft-fa	pct	off	def	tot	avg							
COL. OF CHARLESTON	11/25/20	20	4-7	.571	1-2	.500	5-8	.625	0	4	4	4.0	3	2	1	0	0	14	14.0	
vs South Dakota	11/28/20	12	1-3	.333	0-0	.000	0-0	.000	0	0	0	2.0	1	1	0	0	0	2	8.0	
#8/6 NC STATE	12/03/20	5	0-2	.000	0-0	.000	0-0	.000	0	0	0	1.3	0	0	1	0	0	0	5.3	
at #23/18 Iowa State	12/06/20	11	3-5	.600	1-3	.333	1-2	.500	0	1	1	1.3	2	0	3	1	0	8	6.0	
TEMPLE	12/17/20	14	4-8	.500	0-2	.000	3-5	.600	1	2	3	1.6	1	1	0	0	2	11	7.0	
FLORIDA	12/31/20	1	0-1	.000	0-1	.000	0-0	.000	0	1	1	1.5	0	0	0	0	0	0	5.8	
at Alabama	01/04/21	2	0-2	.000	0-0	.000	0-0	.000	0	0	0	1.3	1	0	0	0	0	0	5.0	
at #10/8 Kentucky	01/10/21	5	1-2	.500	1-1	1.000	0-0	.000	0	1	1	1.3	2	0	0	0	0	3	4.8	
at Vanderbilt	01/14/21	20	3-8	.375	0-2	.000	0-2	.000	0	3	3	1.4	1	1	1	0	2	6	4.9	
#15/16 ARKANSAS	01/18/21	4	1-1	1.000	0-0	.000	1-2	.500	0	1	1	1.4	1	1	1	0	0	3	4.7	
#22/23 GEORGIA	01/21/21	10	0-3	.000	0-1	.000	0-0	.000	0	0	0	1.3	2	0	1	0	0	0	4.3	
at LSU	01/24/21	1	0-0	.000	0-0	.000	0-0	.000	0	0	0	1.2	0	1	0	0	1	0	3.9	
at #21/19 Mississippi State	01/28/21	2	1-2	.500	0-0	.000	0-0	.000	1	0	1	1.2	0	0	0	0	0	2	3.8	
ALABAMA	01/31/21	4	1-1	1.000	0-0	.000	2-2	1.000	0	3	3	1.3	1	0	1	0	1	4	3.8	
at Auburn	02/04/21	13	1-5	.200	1-2	.500	0-0	.000	0	1	1	1.3	0	0	1	0	0	3	3.7	
MISSOURI	02/11/21	3	0-2	.000	0-1	.000	1-2	.500	0	0	0	1.2	0	0	0	0	0	1	3.6	
LSU	02/14/21	2	0-0	.000	0-0	.000	4-6	.667	0	0	0	1.1	2	0	1	0	0	4	3.6	
at #21/21 Tennessee	02/18/21	18	1-5	.200	0-2	.000	2-4	.500	0	2	2	1.2	1	0	1	1	0	4	3.6	
Totals		0	147	21-57	.368	4-17	.235	19-33	.576	2	19	21	1.2	18	7	12	2	6	65	3.6

Games played: 18
 Minutes/game: 8.2
 Points/game: 3.6
 FG Pct: 36.8
 3FG Pct: 23.5
 FT Pct: 57.6

Rebounds/game: 1.2
 Assists/game: 0.4
 Turnovers/game: 0.7
 Assist/turnover ratio: 0.6
 Steals/game: 0.3
 Blocks/game: 0.1



VICTARIA SAXTON

6-2 • Jr. • Forward • Rome, Ga.

5

Career Stats at South Carolina

Season	gp-gs	min/avg	fg-fga	pct	3fg-fga	pct	ft-fa	pct	off	def	tot	avg	pf	fo	ast	to	blk	stl	pts	avg
2018-19	28-1	291/10.4	40-70	.571	0-0	.000	36-62	.581	51	32	83	3.0	41	0	5	19	35	14	116	4.1
2019-20	33-0	512/15.5	69-121	.570	0-0	.000	39-68	.574	52	76	128	3.9	60	0	10	28	43	29	177	5.4
2020-21	20-19	452/22.6	79-137	.577	0-0	.000	36-60	.600	55	71	126	6.3	43	0	7	23	34	25	194	9.7
TOTAL	81-20	1255/15.5	188-328	.573	0-0	.000	111-190	.584	158	179	337	4.2	144	0	22	70	112	68	487	6.0

Career Notables

- Steady contributor off the bench through her first two seasons
- Picked up first career double-double at Mizzou (1/16/20)
- Ranked No. 47 overall and No. 6 forward in the 2018 class
- Averaged 24.3 points and 14.9 rebounds as a senior, leading team to Georgia Class AA Final Four
- Finished high school career as Model's all-time leading scorer (2,622) and averaged a double-double in her career

Season Highlights

- Team captain for the second-straight season
- Ranks fifth in the SEC in blocks per game (1.7) and seventh in offensive rebounds per game (2.8)
- In conference play, ranks fourth in blocks per game (1.5), and ninth in offensive rebounds per game (2.8)
- Scored six of her 10 points in the opening quarter against Missouri (Feb. 11) to help Gamecocks stay close with hot-shooting Tigers
- Grabbed six of her eight rebounds at #2/5 UConn (Feb. 8) in the final 15:00 with the game in the balance
- Posted her third straight game in double figures with 11 points at Auburn (Feb. 4), while pulling down seven rebounds and tying her career high with three steals
- Controlled the glass at #21/19 Mississippi State (Jan. 28), snagging five of her 11 rebounds in the first quarter on the way to her second double-double of the season with 13 points and 11 boards
- Continued to show her glass cleaning skills against #22/23 Georgia (Jan. 21), tying the game high with 11 rebounds, including six on the offensive end, which tied her career high
- Was an offensive powerhouse at Vanderbilt (Jan. 14), scoring 13 of her career-high 20 points in the first half and finished the game going 9-of-10 from the field
- Poured in 15 points at Alabama (Jan. 4) and snagged six offensive rebounds to tie her career high, including four in the third quarter to help hold off a Crimson Tide comeback attempt
- Just missed out on a double-double against Florida (Dec. 31), tying her career high with 12 rebounds ... posted three or more blocks for third straight game
- Took over in the fourth quarter against Temple (Dec. 17), scoring 11 of her 16 points in the period
- Continued to play a vital role in the post, with nine points and nine rebounds to go along with three blocks at #23/18 Iowa State
- Made her presence felt with a nine-point, six-rebound performance against #21/20 Gonzaga (Nov. 29)
- Tied her scoring career high in the season opener against Charleston (Nov. 25) scoring 19 points and pulled down a career-best 12 rebounds in the contest

Awards

2019 SEC All-Freshman Team
2x SEC Academic Honor Roll (2018-19, 2019-20)

Miscellaneous

	Season	Career	Record
Double-Doubles	2	3	2-0
20+ Points	1	1	1-0
10+ Points	9	17	17-0
10+ Rebounds	4	5	5-0
5+ Blocks	1	2	2-0
Tm-High Points	2	3	3-0
Tm-High Rebs.	2	5	5-0

Career Highs

Pts.....20 at Vanderbilt, 1/14/21
FG.....9 at Vanderbilt, 1/14/21
FGA.....11 at Alabama, 1/4/21
FT.....8 vs. Georgia, 2/14/19
FTA.....8, 4x, last vs. College of Charleston, 11/25/20
Reb.....12, 2x, last vs. Florida, 12/31/20
Off Reb.....6, 4x, last vs. Georgia, 1/21/21
Blk.....5, 2x, last vs. College of Charleston, 11/25/20
Stl.....3, 5x, last vs. LSU, 2/14/21
Asst.....2, 5x, last at Mississippi State, 1/28/21
Min.....31 at Iowa State, 12/6/20

SEC Career Highs

Pts.....20 at Vanderbilt, 1/14/21
FG.....9 at Vanderbilt, 1/14/21
FGA.....11 at Alabama, 1/4/21
FT.....8 vs. Georgia, 2/14/19
FTA.....8, 3x, last vs. Vanderbilt, 2/17/20
Reb.....12 vs. Florida, 12/31/20
Off Reb.....6, 3x, last vs. Georgia, 1/21/21
Blk.....4 vs. Auburn, 2/13/20
Stl.....3, 4x, last vs. LSU, 2/14/21
Asst.....2, 2x, last at Mississippi State, 1/28/21
Min.....30 vs. Florida, 12/31/20

GAME-BY-GAME

Opponent	Date	gs	min	Total		3-Pointers		Free throws		Rebounds				pf	a	t/o	blk	stl	pts	avg	
				fg-fga	pct	3fg-fga	pct	ft-fa	pct	off	def	tot	avg								
COL. OF CHARLESTON	11/25/20	*	18	7-9	.778	0-0	.000	5-8	.625	6	6	12	12.0	1	2	0	5	2	19	19.0	
vs South Dakota	11/28/20	*	15	2-5	.400	0-0	.000	0-0	.000	2	1	3	7.5	2	0	1	2	1	4	11.5	
vs #21/20 Gonzaga	11/29/20	*	22	3-4	.750	0-0	.000	3-4	.750	1	5	6	7.0	2	1	3	0	2	9	10.7	
#8/6 NC STATE	12/03/20	*	15	0-1	.000	0-0	.000	0-0	.000	0	3	3	6.0	4	0	1	0	0	0	8.0	
at #23/18 Iowa State	12/06/20	*	32	4-9	.444	0-0	.000	1-2	.500	3	6	9	6.6	4	1	4	3	0	9	8.2	
TEMPLE	12/17/20	*	22	7-9	.778	0-0	.000	2-3	.667	3	4	7	6.7	2	0	1	4	0	16	9.5	
FLORIDA	12/31/20	*	30	4-9	.444	0-0	.000	1-2	.500	5	7	12	7.4	1	0	4	3	3	9	9.4	
at Alabama	01/04/21	*	26	6-11	.545	0-0	.000	3-7	.429	6	0	6	7.3	2	0	0	1	1	15	10.1	
at #10/8 Kentucky	01/10/21	*	27	3-5	.600	0-0	.000	1-4	.250	1	1	2	6.7	2	0	0	1	2	7	9.8	
at Vanderbilt	01/14/21	*	21	9-10	.900	0-0	.000	2-5	.400	1	1	2	6.2	0	1	0	1	1	20	10.8	
#15/16 ARKANSAS	01/18/21	*	18	5-8	.625	0-0	.000	0-1	.000	0	4	4	6.0	2	0	1	1	0	10	10.7	
#22/23 GEORGIA	01/21/21	*	17	3-5	.600	0-0	.000	3-4	.750	6	5	11	6.4	3	0	2	2	1	9	10.6	
at LSU	01/24/21	*	25	2-5	.400	0-0	.000	0-2	.000	2	3	5	6.3	3	0	1	1	1	4	10.1	
at #21/19 Mississippi State	01/28/21	*	27	5-8	.625	0-0	.000	3-3	1.000	6	5	11	6.6	2	2	0	1	1	13	10.3	
ALABAMA	01/31/21	*	18	5-7	.714	0-0	.000	0-0	.000	0	1	1	6.3	2	0	1	2	1	10	10.3	
at Auburn	02/04/21	*	23	4-9	.444	0-0	.000	3-3	1.000	1	6	7	6.3	0	0	1	1	3	11	10.3	
at #2/5 UConn	02/08/21	*	23	2-3	.667	0-0	.000	1-2	.500	4	4	8	6.4	3	0	1	0	0	5	10.0	
MISSOURI	02/11/21	*	19	3-8	.375	0-0	.000	4-6	.667	3	3	6	6.4	1	0	1	1	1	10	10.0	
LSU	02/14/21	*	28	3-8	.375	0-0	.000	2-2	1.000	2	3	5	6.3	3	0	1	3	3	8	9.9	
at #21/21 Tennessee	02/18/21	*	26	2-4	.500	0-0	.000	2-2	1.000	3	3	6	6.3	4	0	0	2	2	6	9.7	
Totals			19	452	79-137	.577	0-0	.000	36-60	.600	55	71	126	6.3	43	7	23	34	25	194	9.7

Games played: 20
Minutes/game: 22.6
Points/game: 9.7
FG Pct: 57.7
FT Pct: 60.0

Rebounds/game: 6.3
Assists/game: 0.4
Turnovers/game: 1.2
Assist/turnover ratio: 0.3
Steals/game: 1.3
Blocks/game: 1.7



OLIVIA THOMPSON

5-8 • So. • Guard • Lexington, S.C.



Career Stats at South Carolina

Season	gp-gs	min/avg	fg-fga	pct	3fg-fga	pct	ft-fa	pct	off	def	tot	avg	pf	fo	ast	to	blk	stl	pts	avg
2019-20	22-0	111/5.0	13-41	.317	11-36	.306	0-0	.000	1	3	4	0.2	5	0	5	4	1	1	37	1.7
2020-21	15-0	47/3.1	6-16	.375	4-12	.333	0-0	.000	2	3	5	0.3	3	0	1	3	0	2	16	1.1
TOTAL	37-0	158/4.3	19-57	.333	15-48	.313	0-0	.000	3	6	9	0.2	8	0	6	7	1	3	53	1.4

Career Notables

- Began career as a walk-on and earned a scholarship prior to the 2020-21 season
- Great energy, great teammate
- Hit at least one 3-pointer in eight of her 22 games played as a freshman
- SCBCA Class 5A Player of the Year (2019)

Season Highlights

- Has played in 15 games this season, including 10 SEC appearances
- Scored five points in the season opener against Charleston (Nov. 25), including one bucket from beyond the arc

Awards

SEC First-Year Academic Honor Roll (2019-20)

Miscellaneous

	Season	Career	Record
10+ Points	0	1	1-0

Career Highs

Pts10 vs. Alabama State, 11/5/19
FG4 vs. Alabama State, 11/5/19
FGA7 vs. Alabama State, 11/5/19
3FG2, 3x, last at Florida, 2/27/20
3FGA6 at Ole Miss, 1/30/20
FT
FTA
Reb2 vs. Florida, 12/31/20
Blk1 at Clemson, 11/24/19
Stl1, 3x, last at Tennessee, 2/18/21
Asst2 vs. USC Upstate, 11/21/19
Min14 at Ole Miss, 1/30/20

SEC Career Highs

Pts6, 2x, last at Florida, 2/27/20
FG2, 2x last at Florida, 2/27/20
FGA6, 2x, last vs. Vanderbilt, 2/17/20
3FG2, 2x, last at Florida, 2/27/20
3FGA6 at Ole Miss, 1/30/20
FT
FTA
Reb2 vs. Florida, 12/31/20
Blk
Stl1, 2x, last at Tennessee, 2/18/21
Asst1, 3x, last vs Georgia, 1/21/21
Min14 at Ole Miss, 1/30/20

GAME-BY-GAME

Opponent	Date	gs	min	Total		3-Pointers		Free throws		Rebounds				pf	a	t/o	blk	stl	pts	avg
				fg-fga	pct	3fg-fga	pct	ft-fa	pct	off	def	tot	avg							
COL. OF CHARLESTON	11/25/20	8	2-4	.500	1-2	.500	0-0	.000	0	0	0	0.0	0	0	1	0	0	5	5.0	
vs South Dakota	11/28/20	6	1-1	1.000	1-1	1.000	0-0	.000	0	0	0	0.0	1	0	0	0	0	3	4.0	
#8/6 NC STATE	12/03/20	0	0-0	.000	0-0	.000	0-0	.000	0	0	0	0.0	0	0	0	0	0	0	2.7	
at #23/18 Iowa State	12/06/20	4	0-1	.000	0-1	.000	0-0	.000	1	0	1	0.3	0	0	1	0	0	0	2.0	
TEMPLE	12/17/20	5	1-4	.250	0-3	.000	0-0	.000	1	0	1	0.4	0	0	0	0	0	2	2.0	
FLORIDA	12/31/20	5	0-1	.000	0-0	.000	0-0	.000	0	2	2	0.7	0	0	0	0	0	0	1.7	
at Alabama	01/04/21	1	0-0	.000	0-0	.000	0-0	.000	0	0	0	0.6	0	0	0	0	1	0	1.4	
at #10/8 Kentucky	01/10/21	0	0-0	.000	0-0	.000	0-0	.000	0	0	0	0.5	0	0	0	0	0	0	1.3	
at Vanderbilt	01/14/21	5	1-3	.333	1-3	.333	0-0	.000	0	1	1	0.6	1	0	0	0	0	3	1.4	
#22/23 GEORGIA	01/21/21	3	0-0	.000	0-0	.000	0-0	.000	0	0	0	0.5	0	1	0	0	0	0	1.3	
at #21/19 Mississippi State	01/28/21	1	1-1	1.000	1-1	1.000	0-0	.000	0	0	0	0.5	0	0	0	0	0	3	1.5	
ALABAMA	01/31/21	2	0-0	.000	0-0	.000	0-0	.000	0	0	0	0.4	0	0	0	0	0	0	1.3	
at Auburn	02/04/21	5	0-0	.000	0-0	.000	0-0	.000	0	0	0	0.4	1	0	0	0	0	0	1.2	
MISSOURI	02/11/21	2	0-1	.000	0-1	.000	0-0	.000	0	0	0	0.4	0	0	0	0	0	0	1.1	
at #21/21 Tennessee	02/18/21	0	0-0	.000	0-0	.000	0-0	.000	0	0	0	0.3	0	0	1	0	1	0	1.1	
Totals		0	47	6-16	.375	4-12	.333	0-0	.000	2	3	5	0.3	3	1	3	0	2	16	1.1

Games played: 15
 Minutes/game: 3.1
 Points/game: 1.1
 FG Pct: 37.5
 3FG Pct: 33.3

Rebounds/game: 0.3
 Assists/game: 0.1
 Turnovers/game: 0.2
 Assist/turnover ratio: 0.3
 Steals/game: 0.1



ELYSA WESOLEK

6-1 • Jr. • Forward • Charleston, S.C.

32

Career Stats at South Carolina

Season	gp-gs	min/avg	fg-fga	pct	3fg-fga	pct	ft-fa	pct	off	def	tot	avg	pf	fo	ast	to	blk	stl	pts	avg
2018-19	12-0	52/4.3	7-20	.350	3-10	.300	6-7	.857	8	2	10	0.8	14	0	2	4	1	1	23	1.9
2019-20	20-0	99/5.0	11-29	.379	4-13	.308	2-2	1.000	4	12	16	0.8	11	0	4	9	1	3	28	1.4
2020-21	13-0	73/5.6	3-10	.300	0-3	.000	0-2	.000	7	11	18	1.4	9	0	0	2	3	2	6	0.5
TOTAL	45-0	224/5.0	21-59	.356	7-26	.269	8-11	.727	19	25	44	1.0	34	0	6	15	5	6	57	1.3

Career Notables

- Hard worker who does what the team needs and keeps a good attitude
- Four-year starter at Northwood Academy including three seasons winning South Carolina Independent School Association (SCISA) 3A state championship (2015, 2016, 2017)
- Amassed over 1,000 points in her high school career, including averaging 18.5 points as a senior

Season Highlights

- Impressed coaches in preseason with offseason work and improvement
- Has played in 13 games this season, including nine SEC outings
- Scored her first SEC points of the season with four at Vanderbilt (Jan. 14)
- Played a career-high 16 minutes in the season opener against Charleston (Nov. 25), notching new career bests in rebounds (4) and blocks (2)

Awards

2x SEC Academic Honor Roll (2018-19, 2019-20)

Miscellaneous

	Season	Career	Record
10+ Points	0	1	1-0

Career Highs

Pts	10 vs. ETSU, 11/22/18
FG	3, 2x, last vs. Alabama State, 11/5/19
FGA	5 at Alabama State, 11/11/18
3FG	2 vs. ETSU, 11/22/18
3FGA	3 at Alabama State, 11/11/18
FT	3 at Alabama State, 11/11/18
FTA	3 at Alabama State, 11/11/18
Reb	4 vs. College of Charleston, 11/25/20
Blk	2 vs. College of Charleston, 11/25/20
Stl	2 vs. USC Upstate, 11/21/19
Asst	1, 6x, last at Missouri, 1/16/20
Min	16 vs. College of Charleston, 11/25/20

SEC Career Highs

Pts	5, 2x, last vs. Vanderbilt, 2/17/20
FG	2, 2x, last at Vanderbilt, 1/14/21
FGA	3, 4x, last at Vanderbilt, 1/14/21
3FG	1 at Ole Miss, 1/30/20
3FGA	2 at Ole Miss, 1/30/20
FT	2 at Ole Miss, 1/30/20
FTA	2 at Ole Miss, 1/30/20
Reb	3 at Auburn, 2/4/21
Blk	1, 2x, last at Ole Miss, 1/30/20
Stl	1 vs. Alabama, 1/31/21
Asst	1 at Missouri, 1/16/20
Min	13 at Vanderbilt, 1/14/21

GAME-BY-GAME

Opponent	Date	gs	min	Total		3-Pointers		Free throws		Rebounds				pf	a	t/o	blk	stl	pts	avg
				fg-fga	pct	3fg-fga	pct	ft-fa	pct	off	def	tot	avg							
COL. OF CHARLESTON	11/25/20	16	1-1	1.000	0-0	.000	0-0	.000	2	2	4	4.0	3	0	0	2	0	2	2	2.0
vs South Dakota	11/28/20	1	0-0	.000	0-0	.000	0-0	.000	0	1	1	2.5	1	0	0	0	0	0	0	1.0
at #23/18 Iowa State	12/06/20	4	0-1	.000	0-1	.000	0-0	.000	2	0	2	2.3	1	0	0	1	0	0	0	0.7
TEMPLE	12/17/20	11	0-1	.000	0-0	.000	0-2	.000	0	3	3	2.5	1	0	0	0	0	1	0	0.5
FLORIDA	12/31/20	2	0-1	.000	0-1	.000	0-0	.000	0	0	0	2.0	0	0	0	0	0	0	0	0.4
at Alabama	01/04/21	1	0-0	.000	0-0	.000	0-0	.000	0	0	0	1.7	0	0	0	0	0	0	0	0.3
at Vanderbilt	01/14/21	13	2-3	.667	0-0	.000	0-0	.000	1	0	1	1.6	0	0	0	0	0	4	0.9	
#22/23 GEORGIA	01/21/21	7	0-1	.000	0-1	.000	0-0	.000	0	2	2	1.6	0	0	0	0	0	0	0	0.8
at #21/19 Mississippi State	01/28/21	3	0-0	.000	0-0	.000	0-0	.000	0	0	0	1.4	2	0	0	0	0	0	0	0.7
ALABAMA	01/31/21	3	0-0	.000	0-0	.000	0-0	.000	0	0	0	1.3	0	0	0	0	1	0	0.6	
at Auburn	02/04/21	9	0-2	.000	0-0	.000	0-0	.000	1	2	3	1.5	1	0	1	0	0	0	0.5	
MISSOURI	02/11/21	2	0-0	.000	0-0	.000	0-0	.000	0	1	1	1.4	0	0	0	0	0	0	0.5	
at #21/21 Tennessee	02/18/21	1	0-0	.000	0-0	.000	0-0	.000	1	0	1	1.4	0	0	1	0	0	0	0.5	
Totals		0	73	3-10	.300	0-3	.000	0-2	.000	7	11	18	1.4	9	0	2	3	2	6	0.5

Games played: 13
 Minutes/game: 5.6
 Points/game: 0.5
 FG Pct: 30.0
 3FG Pct: 0.0
 FT Pct: 0.0

Rebounds/game: 1.4
 Turnovers/game: 0.2
 Steals/game: 0.2
 Blocks/game: 0.2

Official Basketball Box Score -- Game Totals -- Final Statistics
Col. of Charleston vs #1/1 South Carolina
11/25/20 12:00 pm at Columbia, SC

Col. of Charleston 38 • 0-1,0-0 CAA

Table with columns: #, Player, FG-FGA, 3-Ptr, FT-FTA, Rebounds, PF, TP, A TO Blk Stl, Min. Includes player stats for Arynn Eady, Madison Taylor, Taylor Williams, Tyler Gray, Tyler Collins, Shai Blanding, Amira Williams, Chelsea Wooten, Nia Covington, Anika McGarity, Lexi Maddox, Zoe McCrary, and Team.

Summary statistics table for Col. of Charleston game, including 1st-4th quarter percentages and game totals.

#1/1 South Carolina 119 • 1-0,0-0 SEC

Table with columns: #, Player, FG-FGA, 3-Ptr, FT-FTA, Rebounds, PF, TP, A TO Blk Stl, Min. Includes player stats for Aliyah Boston, Victoria Saxton, Zia Cooke, Destanni Henderson, Brea Beal, Olivia Thompson, Eniya Russell, Destiny Littleton, Laeticia Amihere, Lele Grissett, Elysa Wesolek, and Team.

Summary statistics table for #1/1 South Carolina game, including 1st-4th quarter percentages and game totals.

Officials: Saif Esho, Luis Gonzalez, Dawn Marsh
Technical fouls: Col. of Charleston-None. #1/1 South Carolina-None.

Attendance: 3500
2020-21 Women's Basketball. Round: 0. Col. of Charleston vs South Carolina. Pl

Score by periods table for Col. of Charleston vs #1/1 South Carolina.

Points in game table for Col. of Charleston vs #1/1 South Carolina.

Last FG - CC 4th-00:09, SC 4th-00:45.
Largest lead - CC None, SC by 83 4th-00:45.
CC led for 00:00. SC led for 39:55. Game was tied for 00:05.

Score tied - 0 times.
Lead changed - 0 times.

Official Basketball Box Score -- Game Totals -- Final Statistics
South Dakota vs #1/1 South Carolina
11/28/20 2:00 pm at Sioux Falls, SD

South Dakota 71 • 0-1,0-0 Summit L

Table with columns: #, Player, FG-FGA, 3-Ptr, FT-FTA, Rebounds, PF, TP, A TO Blk Stl, Min. Includes player stats for Jeniah Ugofsky, Hannah Sjerven, Liv Korngable, Chloe Lamb, Maddie Krull, Claudia Kunzer, Macy Guebert, Morgan Hansen, Regan Sankey, Kyah Watson, Allison Peplowski, Alexi Hempte, and Team.

Summary statistics table for South Dakota game, including 1st-4th quarter percentages and game totals.

#1/1 South Carolina 81 • 2-0,0-0 SEC

Table with columns: #, Player, FG-FGA, 3-Ptr, FT-FTA, Rebounds, PF, TP, A TO Blk Stl, Min. Includes player stats for Aliyah Boston, Victoria Saxton, Zia Cooke, Destanni Henderson, Brea Beal, Olivia Thompson, Eniya Russell, Destiny Littleton, Laeticia Amihere, Lele Grissett, Elysa Wesolek, and Team.

Summary statistics table for #1/1 South Carolina game, including 1st-4th quarter percentages and game totals.

Officials: Marla Ann Gearhart, Marcus Clayton, Marty Cook
Technical fouls: South Dakota-None. #1/1 South Carolina-None.

Attendance: 3500
2020-21 Women's Basketball. Round: 0. South Carolina vs South Dakota. Played a

Score by periods table for #1/1 South Carolina vs South Dakota.

Points in game table for #1/1 South Carolina vs South Dakota.

Last FG - SD 4th-00:42, SC 4th-02:50.
Largest lead - SD by 5 2nd-07:10, SC by 21 4th-08:18.
SD led for 05:51. SC led for 31:39. Game was tied for 02:30.

Score tied - 5 times.
Lead changed - 4 times.

Official Basketball Box Score -- Game Totals -- Final Statistics
#1/1 South Carolina vs #21/20 Gonzaga
11/29/20 2:00 pm at Sioux Falls, SD

#1/1 South Carolina 79 • 3-0,0-0 SEC

Table with columns: #, Player, FG-FGA, 3-Ptr, FT-FTA, Rebounds, PF, TP, A TO Blk Stl, Min. Includes player stats for Aliyah Boston, Victoria Saxton, Zia Cooke, Destanni Henderson, Brea Beal, Destiny Littleton, Laeticia Amihere, Lele Grissett, and Team.

Summary statistics table for #1/1 South Carolina game, including 1st-4th quarter percentages and game totals.

#21/20 Gonzaga 72 • 0-1,0-0 WCC

Table with columns: #, Player, FG-FGA, 3-Ptr, FT-FTA, Rebounds, PF, TP, A TO Blk Stl, Min. Includes player stats for Jenn Wirth, LeeAnne Wirth, Kayleigh Truong, Cierra Walker, Jill Townsend, Anamaria Virjoghe, Lily Scanlon, Louise Forsyth, Kaylynn Truong, Yvonne Ejim, McKayla Williams, Melody Kempton, and Team.

Summary statistics table for #21/20 Gonzaga game, including 1st-4th quarter percentages and game totals.

Officials: Robert Miles, Marla Ann Gearhart, Marcus Clayton
Technical fouls: #1/1 South Carolina-None. #21/20 Gonzaga-None.

Attendance: 3500
2020-21 Women's Basketball. Round: 0. Gonzaga vs South Carolina. Played at San

Score by periods table for #1/1 South Carolina vs #21/20 Gonzaga.

Points in game table for #1/1 South Carolina vs #21/20 Gonzaga.

Last FG - SC 4th-01:33, Gonz 4th-00:54.
Largest lead - SC by 8 4th-01:33, Gonz by 2 1st-09:17.
SC led for 34:04. Gonz led for 02:48. Game was tied for 03:08.

Score tied - 7 times.
Lead changed - 5 times.

Official Basketball Box Score -- Game Totals -- Final Statistics
#8/6 NC State vs #1/1 South Carolina
12/03/20 7:00 pm at Columbia, SC

#8/6 NC State 54 • 3-0,0-0 ACC

Table with columns: #, Player, FG-FGA, 3-Ptr, FT-FTA, Rebounds, PF, TP, A TO Blk Stl, Min. Includes player stats for Kayla Jones, Elissa Cunane, Raina Perez, Kai Crutchfield, Jakkia Brown-Turner, Rebecca Demeke, Elle Sutphin, Camille Hobby, and Team.

Summary statistics table for #8/6 NC State game, including 1st-4th quarter percentages and game totals.

#1/1 South Carolina 46 • 3-1,0-0 SEC

Table with columns: #, Player, FG-FGA, 3-Ptr, FT-FTA, Rebounds, PF, TP, A TO Blk Stl, Min. Includes player stats for Aliyah Boston, Victoria Saxton, Zia Cooke, Destanni Henderson, Brea Beal, Olivia Thompson, Eniya Russell, Destiny Littleton, Laeticia Amihere, Lele Grissett, and Team.

Summary statistics table for #1/1 South Carolina game, including 1st-4th quarter percentages and game totals.

Officials: Angelica Suffren, Karen Preato, Dee Kanter
Technical fouls: #8/6 NC State-None. #1/1 South Carolina-None.

Attendance: 3500
2020-21 Women's Basketball. Round: 0. NC State vs South Carolina. Played at Co

Score by periods table for #8/6 NC State vs #1/1 South Carolina.

Points in game table for #8/6 NC State vs #1/1 South Carolina.

Last FG - NCSU 4th-00:27, SC 4th-00:50.
Largest lead - NCSU by 8 4th-00:06, SC by 6 2nd-09:37.
NCSU led for 20:08. SC led for 13:51. Game was tied for 06:01.

Score tied - 5 times.
Lead changed - 18 times.

Official Basketball Box Score -- Game Totals -- Final Statistics
#1/1 South Carolina vs #23/18 Iowa State
12/06/20 11:00 am at Ames, IA

#1/1 South Carolina 83 • 4-1,0-0 SEC

Table with columns: #, Player, FG-FGA, 3-Ptr, FT-FTA, Rebounds (Off, Def, Tot), PF, TP, A, TO, Blk, Stl, Min. Includes team totals and game statistics.

1st - FG %: 10-18 55.6% 2nd: 8-19 42.1% 3rd: 11-17 64.7% 4th: 1-9 11.1% Game: 30-63 47.6% Deadball Rebounds 2,1
3FG %: 5-8 62.5% 1-6 16.7% 4-9 66.7% 1-3 33.3% 13-26 50.0% 1-8 12.5%
FT %: 2-2 100.0% 0-0 0.0% 2-3 66.7% 6-8 75.0% 10-13 76.9%

#23/18 Iowa State 65 • 2-2,1-0 Big 12

Table with columns: #, Player, FG-FGA, 3-Ptr, FT-FTA, Rebounds (Off, Def, Tot), PF, TP, A, TO, Blk, Stl, Min. Includes team totals and game statistics.

1st - FG %: 6-16 37.5% 2nd: 5-17 29.4% 3rd: 9-15 60.0% 4th: 3-14 21.4% Game: 23-62 37.1% Deadball Rebounds 0
3FG %: 1-5 20.0% 0-6 0.0% 0-7 0.0% 0-7 0.0% 5-27 18.5%
FT %: 4-5 80.0% 3-3 100.0% 0-0 0.0% 7-8 87.5% 14-16 87.5%

Officials: Nykesha Thompson,Roy Gulbeyan,Dee Kantner
Technical fouls: #1/1 South Carolina-None. #23/18 Iowa State-None.

Attendance: 864
2020-21 Women's Basketball. Round: 0. Iowa St. vs South Carolina. Played at Ja

Score by periods table with columns: #, 1st, 2nd, 3rd, 4th, Total. Shows scores for #1/1 South Carolina and #23/18 Iowa State.

Last FG - SC 4th-07:05, IowaSt 4th-01:38.
Largest lead - SC by 25 4th-07:05, IowaSt None.
SC led for 39:46. IowaSt led for 00:00. Game was tied for 00:14.

Official Basketball Box Score -- Game Totals -- Final Statistics
Temple vs #5/4 South Carolina
12/17/20 7:00 pm at Columbia, SC

Temple 41 • 0-3,0-0 AAC

Table with columns: #, Player, FG-FGA, 3-Ptr, FT-FTA, Rebounds (Off, Def, Tot), PF, TP, A, TO, Blk, Stl, Min. Includes team totals and game statistics.

1st - FG %: 5-12 41.7% 2nd: 4-16 25.0% 3rd: 4-20 20.0% 4th: 1-12 8.3% Game: 14-60 23.3% Deadball Rebounds 2
3FG %: 2-4 50.0% 1-6 16.7% 4-5 80.0% 1-2 50.0% 1-8 12.5%
FT %: 2-4 50.0% 2-2 100.0% 4-5 80.0% 1-2 50.0% 9-13 69.2%

#5/4 South Carolina 103 • 5-1,0-0 SEC

Table with columns: #, Player, FG-FGA, 3-Ptr, FT-FTA, Rebounds (Off, Def, Tot), PF, TP, A, TO, Blk, Stl, Min. Includes team totals and game statistics.

1st - FG %: 8-15 53.3% 2nd: 7-16 43.8% 3rd: 13-21 61.9% 4th: 11-21 52.4% Game: 39-73 53.4% Deadball Rebounds 6
3FG %: 3-4 75.0% 1-6 16.7% 4-7 57.1% 0-5 0.0% 8-22 36.4%
FT %: 2-2 100.0% 8-12 66.7% 2-3 66.7% 5-8 62.5% 17-25 68.0%

Officials: Karleena Tobin,Katie Lukanich,Pualani Spurlock
Technical fouls: Temple-None. #5/4 South Carolina-None.

Attendance: 3500
2020-21 Women's Basketball. Round: 0. South Carolina vs Temple. Played at Colo

Score by periods table with columns: #, 1st, 2nd, 3rd, 4th, Total. Shows scores for #5/4 South Carolina and Temple.

Last FG - Temple 4th-06:44, SC 4th-00:00.
Largest lead - Temple by 3 1st-08:23, SC by 62 4th-00:00.
Temple led for 02:01, SC led for 35:59. Game was tied for 02:00.

Official Basketball Box Score -- Game Totals -- Final Statistics
Florida vs #5/4 South Carolina
12/31/20 4:00 pm at Columbia, SC

Florida 59 • 7-2,0-1 SEC

Table with columns: #, Player, FG-FGA, 3-Ptr, FT-FTA, Rebounds (Off, Def, Tot), PF, TP, A, TO, Blk, Stl, Min. Includes team totals and game statistics.

1st - FG %: 3-19 15.8% 2nd: 5-13 38.5% 3rd: 12-19 63.2% 4th: 4-14 28.6% Game: 24-65 36.9% Deadball Rebounds 1
3FG %: 0-3 0.0% 2-5 40.0% 4-6 66.7% 1-3 33.3% 7-17 41.2%
FT %: 0-2 0.0% 0-1 0.0% 1-3 33.3% 3-5 60.0% 4-11 36.4%

#5/4 South Carolina 75 • 6-1,1-0 SEC

Table with columns: #, Player, FG-FGA, 3-Ptr, FT-FTA, Rebounds (Off, Def, Tot), PF, TP, A, TO, Blk, Stl, Min. Includes team totals and game statistics.

1st - FG %: 6-21 28.6% 2nd: 11-20 55.0% 3rd: 7-22 31.8% 4th: 7-16 43.8% Game: 31-79 39.2% Deadball Rebounds 3,1
3FG %: 0-3 0.0% 1-5 20.0% 0-2 0.0% 2-6 33.3% 3-16 18.8%
FT %: 2-2 100.0% 2-2 100.0% 4-6 66.7% 2-2 100.0% 10-12 83.3%

Officials: Dawn Marsh,Natasha Camy,Pualani Spurlock-Welsh
Technical fouls: Florida-None. #5/4 South Carolina-None.

Attendance: 3500
2020-21 Women's Basketball. Round: 0. Florida vs South Carolina. Played at Col

Score by periods table with columns: #, 1st, 2nd, 3rd, 4th, Total. Shows scores for Florida and #5/4 South Carolina.

Last FG - UF 4th-00:09, SC 4th-01:18.
Largest lead - UF None, SC by 22 3rd-08:51.
UF led for 00:00, SC led for 39:27. Game was tied for 00:23.

Official Basketball Box Score -- Game Totals -- Final Statistics
#5/4 South Carolina vs Alabama
01/04/21 6:00 pm at Tuscaloosa, AL

#5/4 South Carolina 77 • 7-1,2-0 SEC

Table with columns: #, Player, FG-FGA, 3-Ptr, FT-FTA, Rebounds (Off, Def, Tot), PF, TP, A, TO, Blk, Stl, Min. Includes team totals and game statistics.

1st - FG %: 9-21 42.9% 2nd: 6-11 54.5% 3rd: 9-24 37.5% 4th: 7-18 38.9% Game: 31-74 41.9% Deadball Rebounds 5
3FG %: 0-2 0.0% 1-2 50.0% 1-1 100.0% 1-3 33.3% 3-8 37.5%
FT %: 2-4 50.0% 4-7 57.1% 3-8 37.5% 3-5 60.0%

Alabama 60 • 8-1,1-1 SEC

Table with columns: #, Player, FG-FGA, 3-Ptr, FT-FTA, Rebounds (Off, Def, Tot), PF, TP, A, TO, Blk, Stl, Min. Includes team totals and game statistics.

1st - FG %: 7-17 41.2% 2nd: 3-15 20.0% 3rd: 7-12 58.3% 4th: 5-12 41.7% Game: 22-56 39.3% Deadball Rebounds 5
3FG %: 2-5 40.0% 1-6 16.7% 0-2 0.0% 1-3 33.3% 4-16 25.0%
FT %: 1-1 100.0% 2-4 50.0% 5-6 83.3% 4-8 50.0% 12-19 63.2%

Officials: Cameron Inouye,Angelica Suffren,Dee Kantner
Technical fouls: #5/4 South Carolina-None. Alabama-None.

Attendance: 637
2020-21 Women's Basketball. Round: 0. Alabama vs South Carolina. Played at Col

Score by periods table with columns: #, 1st, 2nd, 3rd, 4th, Total. Shows scores for #5/4 South Carolina and Alabama.

Last FG - SC 4th-00:55, Bama 4th-03:44.
Largest lead - SC by 18 4th-00:55, Bama None.
SC led for 38:12, Bama led for 00:00. Game was tied for 01:48.

Official Basketball Box Score -- Game Totals -- Final Statistics
#4/3 South Carolina vs LSU
01/24/21 12:00 pm at Baton Rouge, LA

#4/3 South Carolina 69 • 12-1,7-0 SEC

Table with columns: #, Player, FG-FGA, 3-Ptr, FT-FTA, Rebounds (Off, Def, Tot), PF, TP, A, TO, Blk, Stl, Min. Includes totals and game statistics.

1st - FG %: 5-17 29.4% 2nd: 4-11 36.4% 3rd: 8-13 61.5% 4th: 10-16 62.5% Game: 27-57 47.4% Deadball Rebounds 7
3FG %: 0-7 0.0% 0-2 0.0% 1-4 25.0% 1-2 50.0% 2-15 13.3%
FT %: 3-5 60.0% 2-4 50.0% 3-8 37.5% 5-8 62.5%

LSU 65 • 6-7,4-3 SEC

Table with columns: #, Player, FG-FGA, 3-Ptr, FT-FTA, Rebounds (Off, Def, Tot), PF, TP, A, TO, Blk, Stl, Min. Includes totals and game statistics.

1st - FG %: 5-17 29.4% 2nd: 5-13 38.5% 3rd: 7-12 58.3% 4th: 8-18 44.4% Game: 25-60 41.7% Deadball Rebounds 2
3FG %: 0-1 0.0% 0-0 0.0% 1-2 50.0% 1-3 33.3% 2-6 33.3%
FT %: 2-3 66.7% 3-4 75.0% 5-6 83.3% 3-4 75.0% 13-17 76.5%

Officials: Karen Preato, Eric J Brewton, Tina Napier
Technical fouls: #4/3 South Carolina-None. LSU-None.
Attendance: 918
2020-21 Women's Basketball. Round: 0. LSU vs South Carolina. Played at Maravic

Score by periods table with columns: #, 1st, 2nd, 3rd, 4th, Total. Shows scores for #4/3 South Carolina and LSU.

Last FG - SC 4th-01:14, LSU 4th-00:01.
Largest lead - SC by 9 4th-01:14, LSU by 6 3rd-08:40.
SC led for 17:16. LSU led for 14:11. Game was tied for 08:33.

Score tied - 10 times.
Lead changed - 8 times.

Official Basketball Box Score -- Game Totals -- Final Statistics
#4/3 South Carolina vs #21/19 Mississippi State
01/28/21 6:00 pm at Starkville, MS

#4/3 South Carolina 75 • 13-1,8-0 SEC

Table with columns: #, Player, FG-FGA, 3-Ptr, FT-FTA, Rebounds (Off, Def, Tot), PF, TP, A, TO, Blk, Stl, Min. Includes totals and game statistics.

1st - FG %: 4-14 28.6% 2nd: 11-21 52.4% 3rd: 4-16 25.0% 4th: 8-15 53.3% Game: 27-66 40.9% Deadball Rebounds 2
3FG %: 0-2 0.0% 1-5 20.0% 1-3 33.3% 1-3 33.3% 4-5 80.0%
FT %: 2-2 100.0% 3-4 75.0% 10-11 90.9% 4-5 80.0%

#21/19 Mississippi State 52 • 8-5,3-4 SEC

Table with columns: #, Player, FG-FGA, 3-Ptr, FT-FTA, Rebounds (Off, Def, Tot), PF, TP, A, TO, Blk, Stl, Min. Includes totals and game statistics.

1st - FG %: 5-20 25.0% 2nd: 5-15 33.3% 3rd: 7-14 50.0% 4th: 5-16 31.3% Game: 22-65 33.8% Deadball Rebounds 4
3FG %: 1-4 25.0% 1-2 50.0% 1-3 33.3% 0-5 0.0% 3-14 21.4%
FT %: 0-2 0.0% 1-2 50.0% 3-6 50.0% 1-5 20.0%

Officials: Karen Preato, Brian Garland, Brian Hall
Technical fouls: #4/3 South Carolina-None. #21/19 Mississippi State-None.
Attendance: 1000
2020-21 Women's Basketball. Round: 0. Mississippi St. vs South Carolina. Played

Score by periods table with columns: #, 1st, 2nd, 3rd, 4th, Total. Shows scores for #4/3 South Carolina and #21/19 Mississippi State.

Last FG - SC 4th-00:31, MSU 4th-01:18.
Largest lead - SC by 23 4th-00:31, MSU by 5 1st-07:49.
SC led for 30:11. MSU led for 08:14. Game was tied for 01:06.

Score tied - 0 times.
Lead changed - 3 times.

Official Basketball Box Score -- Game Totals -- Final Statistics
Alabama vs #4/3 South Carolina
01/31/21 3:00 pm at Columbia, SC

Alabama 63 • 12-4,5-4 SEC

Table with columns: #, Player, FG-FGA, 3-Ptr, FT-FTA, Rebounds (Off, Def, Tot), PF, TP, A, TO, Blk, Stl, Min. Includes totals and game statistics.

1st - FG %: 8-20 40.0% 2nd: 8-12 66.7% 3rd: 5-16 31.3% 4th: 3-18 16.7% Game: 24-66 36.4% Deadball Rebounds 3
3FG %: 3-8 37.5% 3-4 75.0% 1-3 33.3% 1-6 16.7% 7-21 33.3%
FT %: 2-4 50.0% 2-2 100.0% 2-2 100.0% 2-4 50.0% 8-12 66.7%

#4/3 South Carolina 87 • 14-1,9-0 SEC

Table with columns: #, Player, FG-FGA, 3-Ptr, FT-FTA, Rebounds (Off, Def, Tot), PF, TP, A, TO, Blk, Stl, Min. Includes totals and game statistics.

1st - FG %: 10-15 66.7% 2nd: 5-16 31.3% 3rd: 11-17 64.7% 4th: 5-13 38.5% Game: 31-61 50.8% Deadball Rebounds 1
3FG %: 2-3 66.7% 1-3 33.3% 2-3 66.7% 1-1 100.0% 6-10 60.0%
FT %: 4-4 100.0% 3-3 100.0% 0-0 0.0% 12-13 92.3%

Officials: Karleena Tobin, Douglas Knight, Gina Cross
Technical fouls: Alabama-None. #4/3 South Carolina-None.
Attendance: 3500
2020-21 Women's Basketball. Round: 0. Alabama vs South Carolina. Played at Col

Score by periods table with columns: #, 1st, 2nd, 3rd, 4th, Total. Shows scores for Alabama and #4/3 South Carolina.

Last FG - Bama 4th-03:39, SC 4th-00:29.
Largest lead - Bama by 8 1st-05:40, SC by 24 4th-00:29.
Bama led for 06:53. SC led for 29:25. Game was tied for 03:42.

Score tied - 4 times.
Lead changed - 9 times.

Official Basketball Box Score -- Game Totals -- Final Statistics
#2/1 South Carolina vs Auburn
02/04/21 6:00 pm at Auburn, AL

#2/1 South Carolina 77 • 15-1,10-0 SEC

Table with columns: #, Player, FG-FGA, 3-Ptr, FT-FTA, Rebounds (Off, Def, Tot), PF, TP, A, TO, Blk, Stl, Min. Includes totals and game statistics.

1st - FG %: 11-17 64.7% 2nd: 7-14 50.0% 3rd: 8-15 53.3% 4th: 5-17 29.4% Game: 31-63 49.2% Deadball Rebounds 2
3FG %: 3-5 60.0% 2-3 66.7% 0-2 0.0% 1-2 50.0% 6-12 50.0%
FT %: 1-1 100.0% 5-8 62.5% 2-2 100.0% 1-3 33.3% 9-14 64.3%

Auburn 58 • 5-12,0-9 SEC

Table with columns: #, Player, FG-FGA, 3-Ptr, FT-FTA, Rebounds (Off, Def, Tot), PF, TP, A, TO, Blk, Stl, Min. Includes totals and game statistics.

1st - FG %: 2-21 9.5% 2nd: 5-15 33.3% 3rd: 8-14 57.1% 4th: 8-16 50.0% Game: 23-66 34.8% Deadball Rebounds 3
3FG %: 1-6 16.7% 2-3 66.7% 3-3 100.0% 1-3 33.3% 7-15 46.7%
FT %: 1-2 50.0% 0-0 0.0% 2-4 50.0% 2-4 50.0%

Officials: Ashlee Goode, Pualani Spurlock-Welsh, Beverly Roberts
Technical fouls: #2/1 South Carolina-None. Auburn-None.
Attendance: 608
2020-21 Women's Basketball. Round: 0. Auburn vs South Carolina. Played at Aubu

Score by periods table with columns: #, 1st, 2nd, 3rd, 4th, Total. Shows scores for #2/1 South Carolina and Auburn.

Last FG - SC 4th-02:45, AUB 4th-02:07.
Largest lead - SC by 32 4th-08:15, AUB None.
SC led for 39:29. AUB led for 00:00. Game was tied for 00:31.

Score tied - 0 times.
Lead changed - 0 times.

2020-21 South Carolina Basketball
South Carolina Points-Rebounds-Assists (as of Feb 18, 2021)
All games

Opponent	Date	Score	THOMPSON, 00	COOKE,ZIA, 01	RUSSELL,EN, 02	HENDERSON, 03	BOSTON,ALI, 04	SAXTON,VIC, 05	LITTLETON, 11	BEAL,BREA, 12	AMHERE,LA, 15	GRISSETT,L, 24	WESOLEKE, 32
CC	11/25/20	119-38 W	5-0-0	18-1-3	14-4-2	11-6-5	11-12-1	19-12-2	7-8-0	8-2-1	11-11-2	13-10-3	2-4-0
vs SD	11/28/20	81-71 W	3-0-0	19-5-1	2-0-1	19-9-3	12-8-4	4-3-0	0-0-0	3-5-3	11-9-1	8-5-1	0-1-0
vs Gonz	11/29/20	79-72 W	DNP	16-4-4	DNP	23-3-2	10-5-0	9-6-1	1-1-1	12-7-1	6-4-2	2-2-1	DNP
NCSU	12/03/20	46-54 L	0-0-0	11-5-1	0-0-0	2-7-6	9-9-0	0-3-0	0-2-0	5-4-0	11-15-2	8-3-0	DNP
at lowaSt	12/06/20	83-65 W	0-1-0	19-1-4	8-1-0	12-4-7	13-15-3	9-9-1	5-7-3	13-4-2	4-2-1	DNP	0-2-0
Temple	12/17/20	103-41 W	2-1-0	23-3-4	11-3-1	8-3-7	14-9-1	16-7-0	6-4-2	5-3-3	11-3-1	7-7-3	0-3-0
UF	12/31/20	75-59 W	0-2-0	26-3-5	0-1-0	2-7-9	28-16-1	9-12-0	DNP	4-1-2	2-3-2	4-2-0	0-0-0
at Bama	01/04/21	77-60 W	0-0-0	18-3-2	0-0-0	20-8-5	5-10-0	15-6-0	DNP	8-10-0	3-5-0	8-4-2	0-0-0
at UK	01/10/21	75-70 W	0-0-0	7-3-1	3-1-0	22-8-3	20-12-1	7-2-0	0-0-0	2-6-0	10-4-1	4-3-0	DNP
at Vandy	01/14/21	106-43 W	3-1-0	9-2-2	6-3-1	12-7-9	9-10-2	20-2-1	8-3-2	17-3-1	11-8-1	7-12-0	4-1-0
Ark	01/18/21	104-82 W	DNP	9-3-3	3-1-1	14-2-10	26-16-3	10-4-0	7-5-1	22-4-1	6-1-2	7-8-0	DNP
UGA	01/21/21	62-50 W	0-0-1	16-2-0	0-0-0	2-4-3	16-11-2	9-11-0	1-5-1	9-7-1	4-2-1	5-0-1	0-2-0
at LSU	01/24/21	69-65 W	DNP	11-1-0	0-0-1	16-5-8	20-14-0	4-5-0	0-1-0	10-4-4	0-2-0	8-3-3	DNP
at MSU	01/28/21	75-52 W	3-0-0	19-3-3	2-1-0	6-4-2	6-12-0	13-11-2	2-0-2	6-5-0	7-7-2	11-5-1	0-0-0
Bama	01/31/21	87-63 W	0-0-0	21-2-0	4-3-0	14-6-7	6-13-6	10-1-0	8-3-2	11-6-0	7-1-0	6-4-0	0-0-0
at AUB	02/04/21	77-58 W	0-0-0	17-2-2	3-1-0	4-4-9	14-8-1	11-7-0	6-4-2	6-5-1	6-9-0	10-4-0	0-3-0
at UConn	02/08/21	59-63 L	DNP	11-4-3	DNP	11-5-3	17-15-1	5-8-0	0-1-0	8-10-0	4-2-0	3-3-0	DNP
Mizzou	02/11/21	77-62 W	0-0-0	15-2-1	1-0-0	11-4-3	11-12-1	10-6-0	5-1-0	9-4-3	6-6-0	9-1-2	0-1-0
LSU	02/14/21	66-59 W	DNP	13-4-4	4-0-0	19-2-3	12-13-2	8-5-0	0-4-0	4-3-0	6-5-0	0-4-1	DNP
at UT	02/18/21	67-75 L	0-0-0	15-3-2	4-2-0	15-3-6	17-16-1	6-6-0	DNP	4-1-0	4-3-2	2-1-0	0-1-0

2020-21 South Carolina Basketball
South Carolina Team Game-by-Game Comparison (as of Feb 18, 2021)
All games

Opponent	1st	2nd	Score	Mar	Total FG	FG Pct	3-Pointers	3FG Pct	Free Throws	FT Pct	Rebounds	Assist	T/Over	Block	Steal	Fouls
COL. OF CHARLESTON	62/20	57/18	119-38	+81	42-71/13-74	.592/.176	4-13/4-23	.308/.043	31-47/11-24	.660/.458	73/28	19/0	15/18	13/3	12/6	20/31
South Dakota	37/37	44/34	81-71	+10	30-72/29-67	.417/.433	5-14/2-16	.357/.125	16-29/11-20	.552/.550	45/37	14/15	9/8	5/3	6/5	22/25
#21/20 Gonzaga	38/34	41/38	79-72	+7	26-54/29-55	.481/.527	2-5/9-19	.400/.474	25-41/5-13	.610/.385	36/29	12/20	12/15	4/5	6/4	17/32
#8/6 NC STATE	20/21	26/33	46-54	(8)	20-74/20-68	.270/.294	2-12/4-17	.167/.235	4-11/10-12	.364/.833	54/49	9/10	11/9	6/7	2/2	15/12
#23/18 Iowa State	44/30	39/35	83-65	+18	30-63/23-62	.476/.371	13-26/5-27	.500/.185	10-13/4-16	.769/.875	50/24	21/8	19/10	6/5	1/8	21/10
TEMPLE	44/25	59/16	103-41	+62	39-73/14-60	.534/.233	8-22/4-23	.364/.174	17-25/9-13	.680/.692	54/30	22/6	6/18	7/5	10/1	8/19
FLORIDA	39/18	36/41	75-59	+16	31-79/24-65	.392/.369	3-16/7-17	.188/.412	10-12/4-11	.833/.364	51/39	19/11	15/21	10/2	12/3	14/14
Alabama	37/26	40/34	77-60	+17	31-74/22-56	.419/.393	3-8/4-16	.375/.250	12-24/12-19	.500/.632	55/31	9/9	13/12	4/5	7/5	14/21
#10/8 Kentucky	32/41	43/29	75-70	+5	30-64/28-74	.469/.378	2-4/3-20	.500/.150	13-21/11-12	.619/.917	46/31	6/10	18/13	10/7	6/12	13/20
Vanderbilt	49/13	57/30	106-43	+63	42-76/19-65	.553/.292	7-17/2-8	.412/.250	15-25/3-9	.600/.333	60/28	19/3	12/19	9/2	10/7	12/18
#15/16 ARKANSAS	42/37	62/45	104-82	+22	40-74/32-71	.541/.451	8-15/7-13	.533/.538	16-22/11-14	.727/.786	50/29	21/10	13/9	10/6	4/6	16/19
#22/23 GEORGIA	30/18	32/32	62-50	+12	22-62/22-65	.355/.338	2-11/1-5	.182/.200	16-24/5-8	.667/.625	47/37	10/13	20/23	14/7	14/5	15/20
LSU	23/25	46/40	69-65	+4	27-57/25-60	.474/.417	2-15/2-6	.133/.333	13-25/13-17	.520/.765	39/33	16/4	16/17	3/1	8/7	15/22
#21/19 Mississippi State	36/23	39/29	75-52	+23	27-66/22-65	.409/.338	2-13/3-14	.154/.214	19-22/5-15	.950/.667	43/30	12/9	13/15	4/6	9/6	14/20
ALABAMA	40/41	47/22	87-63	+24	31-61/24-66	.508/.364	6-10/7-21	.600/.333	19-20/8-12	.950/.667	43/30	15/9	13/13	8/4	10/6	15/21
Auburn	47/18	30/40	77-58	+19	31-63/23-66	.492/.348	6-12/7-15	.500/.467	9-14/5-10	.643/.500	51/29	15/11	17/9	6/3	4/7	12/15
#25 UConn	24/24	30/30	59-63	(4)	25-68/29-73	.368/.397	1-9/2-15	.111/.133	8-15/3-8	.533/.375	52/39	7/15	21/17	4/8	3/11	15/19
MISSOURI	36/36	41/26	77-62	+15	29-61/23-58	.475/.397	4-15/8-21	.267/.381	15-21/8-10	.714/.800	38/30	10/6	8/11	8/3	6/5	13/21
LSU	34/22	32/37	66-59	+7	23-61/23-61	.377/.377	4-13/2-9	.308/.222	16-25/11-15	.640/.733	49/32	10/10	20/17	10/10	10/9	16/19
#21/21 Tennessee	37/25	30/50	67-75	(8)	26-68/26-60	.382/.433	3-14/3-8	.214/.375	12-16/20-28	.750/.714	40/40	11/14	13/13	5/5	8/6	20/20

Note: Game totals are displayed in the format TEAM/OPPONENT for each category

**South Carolina Combined Team Statistics (as of Feb 18, 2021)
Conference games only**

RECORD:	OVERALL	HOME	AWAY	NEUTRAL
ALL GAMES	12-1	6-0	6-1	0-0
CONFERENCE	12-1	6-0	6-1	0-0
NON-CONFERENCE	0-0	0-0	0-0	0-0

#	Player	gp-gs	min	avg	Total		3-Point		F-Throw		Rebounds						pts	avg				
					fg-fga	fg%	3fg-fga	3fg%	ft-fga	ft%	off	def	tot	avg	pf	dq			a	to	blk	stl
01	Zia Cooke	13-13	398	30.6	73-186	.392	11-42	.262	39-50	.780	4	29	33	2.5	17	0	25	27	1	14	196	15.1
04	Aliyah Boston	13-13	382	29.4	76-146	.521	5-19	.263	33-44	.750	56	107	163	12.5	33	0	20	21	51	14	190	14.6
03	Destanni Henderson	13-13	441	33.9	60-130	.462	16-39	.410	21-24	.875	13	51	64	4.9	14	0	77	39	1	20	157	12.1
05	Victoria Saxton	13-13	305	23.5	54-97	.557	0-0	.000	24-41	.585	36	42	78	6.0	25	0	3	12	20	20	132	10.2
12	Brea Beal	13-13	325	25.0	43-92	.467	8-27	.296	18-29	.621	16	43	59	4.5	26	0	13	13	6	10	112	8.6
24	LeLe Grissett	13-0	243	18.7	32-69	.464	1-2	.500	16-26	.615	32	19	51	3.9	26	0	10	25	8	6	81	6.2
15	Laeticia Amihere	13-0	225	17.3	28-78	.359	0-3	.000	16-29	.552	23	33	56	4.3	26	0	11	34	12	12	72	5.5
11	Destiny Littleton	10-0	131	13.1	11-23	.478	7-14	.500	8-10	.800	3	23	26	2.6	6	0	10	6	1	5	37	3.7
02	Eniya Russell	13-0	85	6.5	9-32	.281	2-10	.200	10-18	.556	1	12	13	1.0	11	0	3	7	1	4	30	2.3
00	Olivia Thompson	10-0	24	2.4	2-6	.333	2-5	.400	0-0	.000	0	3	3	0.3	2	0	1	1	0	2	6	0.6
32	Elysa Wesolek	9-0	41	4.6	2-7	.286	0-2	.000	0-0	.000	3	5	8	0.9	3	0	0	2	0	1	4	0.4
Team											32	34	66				4					
Total.....		13	2600		390-866	.450	52-163	.319	185-271	.683	219	401	620	47.7	189	0	173	191	101	108	1017	78.2
Opponents.....		13	2600		313-832	.376	56-173	.324	116-180	.644	140	287	427	32.8	250	6	119	192	61	84	798	61.4

**South Carolina Combined Team Statistics (as of Feb 18, 2021)
vs. Ranked Teams**

RECORD:	OVERALL	HOME	AWAY	NEUTRAL
ALL GAMES	6-3	2-1	3-2	1-0
CONFERENCE	4-1	2-0	2-1	0-0
NON-CONFERENCE	2-2	0-1	1-1	1-0

#	Player	gp-gs	min	avg	Total		3-Point		F-Throw		Rebounds						pts	avg				
					fg-fga	fg%	3fg-fga	3fg%	ft-fga	ft%	off	def	tot	avg	pf	dq			a	to	blk	stl
04	Aliyah Boston	9-9	280	31.1	54-109	.495	4-18	.222	22-29	.759	40	71	111	12.3	28	0	11	18	33	10	134	14.9
01	Zia Cooke	9-9	291	32.3	44-133	.331	9-28	.321	26-30	.867	2	26	28	3.1	11	0	21	21	0	6	123	13.7
03	Destanni Henderson	9-9	323	35.9	40-104	.385	9-23	.391	18-27	.667	11	29	40	4.4	11	0	42	32	1	5	107	11.9
12	Brea Beal	9-9	242	26.9	29-65	.446	7-17	.412	16-22	.727	13	35	48	5.3	15	0	5	14	4	7	81	9.0
05	Victoria Saxton	9-9	207	23.0	27-47	.574	0-0	.000	14-22	.636	24	36	60	6.7	26	0	4	12	10	8	68	7.6
15	Laeticia Amihere	9-0	165	18.3	23-61	.377	0-4	.000	10-17	.588	17	23	40	4.4	20	1	13	17	8	8	56	6.2
24	Lele Grissett	8-0	151	18.9	16-36	.444	0-0	.000	10-24	.417	14	11	25	3.1	19	1	3	11	4	5	42	5.3
02	Eniya Russell	7-0	55	7.9	7-20	.350	2-7	.286	4-8	.500	1	5	6	0.9	8	0	1	7	2	0	20	2.9
11	Destiny Littleton	8-0	88	11.0	5-14	.357	3-8	.375	3-6	.500	4	17	21	2.6	5	0	8	2	0	3	16	2.0
00	Olivia Thompson	6-0	8	1.3	1-2	.500	1-2	.500	0-0	.000	1	0	1	0.2	0	0	1	2	0	1	3	0.5
32	Elysa Wesolek	4-0	15	3.8	0-2	.000	0-2	.000	0-0	.000	3	2	5	1.3	3	0	0	1	1	0	0	0.0
Team											20	21	41				3					
Total.....		9	1825		246-593	.415	35-109	.321	123-185	.665	150	276	426	47.3	146	2	109	140	63	53	650	72.2
Opponents.....		9	1825		231-593	.390	37-138	.268	84-126	.667	104	212	316	35.1	172	4	109	124	56	60	583	64.8

Date	Opponent	Score	Att.
@ 11/29/20	vs #21/20 Gonzaga	W 79-72	0
12/03/20	#8/6 NC STATE	L 46-54	3500
< 12/06/20	at #23/18 Iowa State	W 83-65	864
* 01/10/21	at #10/8 Kentucky	W 75-70	1200
* 01/18/21	#15/16 ARKANSAS	W 104-82	3500
* 01/21/21	#22/23 GEORGIA	W 62-50	3500
* 01/28/21	at #21/19 Mississippi State	W 75-52	1000
02/08/21	at #2/5 UConn	Lot 59-63	0
* 02/18/21	at #21/21 Tennessee	L 67-75	2512

2020-21 South Carolina Basketball
South Carolina Combined Team Statistics (as of Feb 18, 2021)
All games

RECORD:	OVERALL	HOME	AWAY	NEUTRAL
ALL GAMES	17-3	8-1	7-2	2-0
CONFERENCE	12-1	6-0	6-1	0-0
NON-CONFERENCE	5-2	2-1	1-1	2-0

##	Player	gp-gs	min	avg	Total		3-Point		F-Throw		Rebounds					pts	avg					
					fg-fga	fg%	3fg-fga	3fg%	ft-fga	ft%	off	def	tot	avg	pf			dq	a	to	blk	stl
01	Zia Cooke	20-20	618	30.9	112-284	.394	28-73	.384	61-78	.782	8	48	56	2.8	25	0	45	45	1	18	313	15.7
04	Aliyah Boston	20-20	592	29.6	113-226	.500	7-31	.226	43-60	.717	85	151	236	11.8	53	0	30	31	61	23	276	13.8
03	Destanni Henderson	20-20	660	33.0	91-203	.448	23-56	.411	38-51	.745	19	82	101	5.1	22	0	110	56	3	25	243	12.2
05	Victoria Saxton	20-19	452	22.6	79-137	.577	0-0	.000	36-60	.600	55	71	126	6.3	43	0	7	23	34	25	194	9.7
12	Brea Beal	20-20	506	25.3	65-144	.451	12-38	.316	24-42	.571	29	65	94	4.7	38	0	23	23	9	15	166	8.3
15	Laeticia Amihere	20-1	364	18.2	47-129	.364	0-8	.000	36-61	.590	41	61	102	5.1	44	1	20	45	20	14	130	6.5
24	Lele Grissett	19-0	346	18.2	49-93	.527	1-2	.500	23-45	.511	46	35	81	4.3	40	1	18	29	12	10	122	6.4
02	Eniya Russell	18-0	147	8.2	21-57	.368	4-17	.235	19-33	.576	2	19	21	1.2	18	0	7	12	2	6	65	3.6
11	Destiny Littleton	17-0	220	12.9	16-42	.381	8-24	.333	16-20	.800	5	44	49	2.9	12	0	16	8	1	8	56	3.3
00	Olivia Thompson	15-0	47	3.1	6-16	.375	4-12	.333	0-0	.000	2	3	5	0.3	3	0	1	3	0	2	16	1.1
32	Elysa Wesolek	13-0	73	5.6	3-10	.300	0-3	.000	0-2	.000	7	11	18	1.4	9	0	0	2	3	2	6	0.5
Team											47	48	95				7					
Total.....		0	4025		602-1341	.449	87-264	.330	296-452	.655	346	638	984	0.0	307	2	277	284	146	148	1587	0.0
Opponents.....		0	4025		470-1291	.364	83-313	.265	179-286	.626	223	440	663	0.0	398	11	193	287	97	121	1202	0.0

TEAM STATISTICS	SC	OPP	Date	Opponent	Score	Att.
SCORING	1587	1202	11/25/20	COL. OF CHARLESTON	w 119-38	3500
Points per game	79.3	60.1	@ 11/28/20	vs South Dakota	w 81-71	0
Scoring margin	+19.3	-	@ 11/29/20	vs #21/20 Gonzaga	w 79-72	0
FIELD GOALS-ATT	602-1341	470-1291	12/03/20	#8/6 NC STATE	L 46-54	3500
Field goal pct	.449	.364	< 12/06/20	at #23/18 Iowa State	w 83-65	864
3 POINT FG-ATT	87-264	83-313	12/17/20	TEMPLE	w 103-41	3500
3-point FG pct	.330	.265	* 12/31/20	FLORIDA	w 75-59	3500
3-pt FG made per game	4.4	4.2	* 01/04/21	at Alabama	w 77-60	637
FREE THROWS-ATT	296-452	179-286	* 01/10/21	at #10/8 Kentucky	w 75-70	1200
Free throw pct	.655	.626	* 01/14/21	at Vanderbilt	w 106-43	24
F-Throws made per game	14.8	9.0	* 01/18/21	#15/16 ARKANSAS	w 104-82	3500
REBOUNDS	984	663	* 01/21/21	#22/23 GEORGIA	w 62-50	3500
Rebounds per game	49.2	33.2	* 01/24/21	at LSU	w 69-65	918
Rebounding margin	+16.1	-	* 01/28/21	at #21/19 Mississippi State	w 75-52	1000
ASSISTS	277	193	* 01/31/21	ALABAMA	w 87-63	3500
Assists per game	13.9	9.7	* 02/04/21	at Auburn	w 77-58	608
TURNOVERS	284	287	02/08/21	at #2/5 UConn	Lot 59-63	0
Turnovers per game	14.2	14.4	* 02/11/21	MISSOURI	w 77-62	3500
Turnover margin	+0.2	-	* 02/14/21	LSU	w 66-59	3500
Assist/turnover ratio	1.0	0.7	* 02/18/21	at #21/21 Tennessee	L 67-75	2512
STEALS	148	121				
Steals per game	7.4	6.1				
BLOCKS	146	97				
Blocks per game	7.3	4.9				
ATTENDANCE	31500	7763				
Home games-Avg/Game	9-3500	9-863				
Neutral site-Avg/Game	-	2-0				

@ = Bad Boy Mowers Crossover Classic (Sioux Falls, S.D.)

< = SEC/Big 12 Challenge

* = SEC game

Score by Periods	1st	2nd	3rd	4th	OT	Totals
South Carolina	391	360	463	368	5	1587
Opponents	271	263	348	311	9	1202