

GAME 19 | SUNDAY, FEBRUARY 14, 2021

#1/3 SOUTH CAROLINA (16-2, 11-0 SEC) vs. LSU (8-9, 6-5 SEC)

NOON | COLUMBIA, S.C. | COLONIAL LIFE ARENA (3,500)

TV: SEC NETWORK | RADIO: 107.5 THE GAME, SIRIUS XM CH. 374
 LIVE STATS: GAMECOCKS.STATBROADCAST.COM

GAMECOCKS

16-2, 11-0 SEC

Ranking: 1/3 (AP/Coaches)

Head Coach: Dawn Staley

Record at SC: 321-100 (13th)

Career Record: 493-180 (21st)

Top Scorer: Zia Cooke (15.8)

Top Rebounder: Aliyah Boston (11.5)



TIGERS

8-9, 6-5 SEC

Ranking: -/- (AP/Coaches)

Head Coach: Nikki Fargas

Record at LSU: 176-125 (10th)

Career Record: 248-151 (13th)

Top Scorer: Khayla Pointer (16.5)

Top Rebounder: Faustine Aifuwa (8.8)



ABOUT TODAY'S GAME

- While LSU holds a 22-15 edge in the all-time series, the Gamecocks have won the last 11 meetings and are 12-5 against the Tigers in the Dawn Staley era including a 6-2 record in Columbia.
- A win tonight would be Staley's 150th in SEC regular-season play. With 149 current such wins, she is second among active league coaches, trailing Texas A&M's Gary Blair by one while coaching in the league for five fewer seasons. Staley's 11.46 wins per season (including this season) are the most by a head coach in league history.
- South Carolina is looking for its 28th straight SEC regular-season victory tonight, which is the fifth-longest streak in league history. Tennessee holds the SEC record of 42 consecutive regular-season wins, which it did twice (Jan. 26, 1992 - Jan. 1, 1996; Feb. 7, 2002 - Feb. 6, 2005).
- A win tonight would be the Gamecocks' 31st straight over an SEC opponent, including three in the 2020 SEC Tournament, marking the longest such streak in program history and tying for the second longest in league history. The longest streak in SEC history is 36 games by Tennessee (2010-2012). Of the Gamecocks' current 30 wins, 13 came against a ranked team.

GAMECOCK NOTABLES

- South Carolina has out-rebounded its opponent in every game this season and ranks third in the nation with a +16.9 rebounding margin. The Gamecocks are especially effective on the offensive end, where they secure an SEC-best 44.8 percent of their own missed shots and average 17.4 second-chance points per game.
- Since Staley challenged her bench to step up following the Jan. 24 game at LSU, the Gamecock reserves have delivered in SEC action, averaging 24.0 points over the last four league outings to account for 30.4 percent of the team's 79.0 points per game in that stretch.
- Unanimous AP Preseason All-America forward Aliyah Boston leads the Gamecocks with four 20-point games this season, scoring in double figures in 13 of her 18 games. She has registered a double-double in nine games this season, including the last two outings.
- Junior point guard Destanni Henderson shook off a tough outing at #2/5 UConn Monday to return to her well-rounded stat line against Missouri Thursday with 11 points on 5-of-8 shooting, three assists, four rebounds and four steals. She scored six of her 11 points on the fast break, an area that has generated 45.5 percent of her points on the season (5.0 of her 11.0 ppg).
- Junior Victoria Saxton has scored in double figures in the last four SEC games, averaging 11.0 points on 53.1 percent shooting (15-of-32).
- LeLe Grissett turned some heads Thursday against Missouri with her first career 3-pointer on just her fourth career attempt (1-of-2 this season). Staley has challenged Grissett to provide more than a defensive spark off the bench and has taken advantage of the 6-foot-2 guard's versatility. In the last four SEC games, Grissett has scored 9.0 points per game, including 11 points at #21/19 Mississippi State. She has blocked four shots over that stretch as well.
- Sophomore Zia Cooke remains on every national player of the year watch list as the Gamecocks' to scorer (15.8 ppg). Over the last five games, her average has shot up to 16.6 points per game, including 42.1 percent shooting from 3-point range.

SCHEDULE/RESULTS

| | | |
|---|-----------------------------------|-----------|
| Nov. 25 | Charleston (SECN+) | W, 119-38 |
| <i>Women's Bad Boy Mowers Crossover Classic</i> | | |
| Nov. 28 | vs. South Dakota | W, 81-71 |
| Nov. 29 | vs. #21/20 Gonzaga | W, 79-72 |
| Dec. 3 | #8/6 NC State (ESPN2) | L, 46-54 |
| <i>SEC/Big 12 Challenge</i> | | |
| Dec. 6 | at #23/18 Iowa State (ESPNU) | W, 83-65 |
| Dec. 17 | Temple (SECN) | W, 103-41 |
| Dec. 31 | Florida* (ESPNU) | W, 75-59 |
| Jan. 4 | at Alabama (SECN) | W, 77-60 |
| Jan. 10 | at #10/8 Kentucky* (ESPN) | W, 75-70 |
| Jan. 14 | at Vanderbilt* (SECN+) | W, 106-43 |
| Jan. 18 | #15/16 Arkansas* (ESPN2) | W, 104-82 |
| Jan. 21 | #22/23 Georgia* (SECN) | W, 62-50 |
| Jan. 24 | at LSU* (SECN) | W, 69-65 |
| Jan. 28 | at #21/19 Mississippi St.* (ESPN) | W, 75-52 |
| Jan. 31 | Alabama* (SECN) | W, 87-63 |
| Feb. 4 | at Auburn* (SECN+) | W, 77-58 |
| Feb. 8 | at #2/5 UConn (FS1) | L, 59-63 |
| Feb. 11 | Missouri* (SECN) | W, 77-62 |
| Feb. 14 | LSU* (SECN) | Noon |
| Feb. 18 | at Tennessee (SECN) | 7 p.m. |
| Feb. 21 | Kentucky* (ESPN) | 3 p.m. |
| Feb. 25 | Ole Miss* | TBA |
| Feb. 28 | at Texas A&M* (ESPN2) | 2 p.m. |
| Mar. 3-7 | SEC Tournament (Greenville, S.C.) | TBA |

All Times Listed as Eastern and are subject to change

* indicates SEC Game

SECN is SEC Network; SECN+ is SEC Network online via ESPN app

4

Only four teams have scored more than 65 points against the Gamecocks this season.

5

The Gamecocks' 411 free throw attempts are the fifth-most in the country.

8

All eight of South Carolina's home games are among the NCAA's top 10 in single-game attendance this season.

11

Of Aliyah Boston's 22 career double-doubles, 11 have been against ranked teams, including one of her two triple doubles.












27

South Carolina has been ranked in the top five of the AP Poll for 27 straight weeks, the longest active streak in the country.

TALE OF THE TAPE

| SOUTH CAROLINA | 80.8 | .456 | .338 | .652 | 14.9 | 59.3 | .360 | .264 | +16.9 | 14.2 | +0.3 | 7.3 | 7.2 |
|----------------|--------|------|------|------|--------------|--------------|----------|-----------|-------------|---------|-----------|--------|--------|
| | Points | FG% | 3FG% | FT% | FTM per Game | Scoring Def. | FG% Def. | 3FG% Def. | Reb. Margin | Assists | TO Margin | Blocks | Steals |
| LSU | 59.6 | .395 | .251 | .630 | 11.5 | 61.8 | .429 | .333 | -3.1 | 10.9 | +4.2 | 2.6 | 10.1 |

2020-21 SOUTH CAROLINA MEDIA ROSTER

| | | | | |
|-----------|---|--|--|--|
| 0 |  | <p>Olivia Thompson 5-8 • So. • Guard • Lexington, S.C.</p> <p>PPG 1.1 RPG 0.4 APG 0.1 FG% .375 FT% —</p> | <p>LAST GM: 2 mins vs. Missouri NOTABLE: Good outside shooter ... has played in 14 games this season, hitting a 3 in four ... 2019 SCBCA Class 5A Player of the Year and SC HS Sports Report co-Statewide Player of the Year.</p> | <p>Career Highs Pts: 10 vs. Alabama St, 11/5/19 Ast: 2 vs. USC Upstate, 11/21/19 Stl: 1, 2x, at Alabama, 1/4/21 Reb: 2 vs. Florida, 12/31/20 Min: 14 at Ole Miss, 1/30/20</p> |
| 1 |  | <p>Zia Cooke 5-9 • So. • Guard • Toledo, Ohio <i>ZY-uh COOK</i></p> <p>PPG 15.8 RPG 2.7 APG 2.2 FG% .414 FT% .778</p> | <p>LAST GM: 15 pts, 2 rebs vs. Missouri NOTABLE: Explosive, athletic guard who finds the rim and has great body control ... 12th in SEC in ppg, 7th in FT% ... 15 games of 10+ points, including three 20-point games ... Naismith, Wade, Wooden Watch Lists; Drysdale Top 10.</p> | <p>Career Highs Pts: 27 at Dayton 11/13/19 Reb: 7 at Dayton, 11/13/19 Ast: 5, 2x, vs. Florida, 12/31/20 Stl: 4 vs. USC Upstate, 11/21/19 Min: 37, 3x, at UConn, 2/8/21</p> |
| 2 |  | <p>Eniya Russell 6-1 • Fr. • Guard • Baltimore, Md. <i>ih-NYE-uh</i></p> <p>PPG 3.6 RPG 1.2 APG 0.4 FG% .385 FT% .565</p> | <p>LAST GM: 1 pt, 3 mins vs. Missouri NOTABLE: Good passer, can shoot deep 3, gets to the rim, strong pull-up game ... has played in 16 games, including all 11 in SEC ... 2 games of 10+ points ... scored 14.9 points per game as a high school senior.</p> | <p>Career Highs Pts: 14 vs. Charleston, 11/25/20 Reb: 4 vs. Charleston, 11/25/20 Ast: 2 vs. Charleston, 11/25/20 Stl: 2, 2x, at Vandy, 1/14/21 Min: 20, 2x, at Vandy, 1/14/21</p> |
| 3 |  | <p>Destanni Henderson 5-7 • Jr. • Guard • Fort Myers, Fla. <i>DES-tuh-nee</i></p> <p>PPG 11.6 RPG 5.3 APG 5.6 FG% .436 FT% .735</p> | <p>LAST GM: 11 pts, 3 assts, 4 stls vs. Missouri NOTABLE: Confident, explosive guard ... 1st in SEC in apg, 19th in nation; 6th in A:TO (2.2)... in SEC games – 6.2 apg (1st), 2.3 A:TO (4th) ... Crossover Classic MVP ... 2020 SEC All-Tournament, 2019 SEC All-Freshman Team.</p> | <p>Career Highs Pts: 23 vs. Gonzaga, 11/29/20 Reb: 9 vs. S. Dakota, 11/28/20 Ast: 10 vs. Arkansas, 1/18/21 Stl: 5 at Temple, 12/7/19 Min: 38, 4x, at UConn, 2/8/21</p> |
| 4 |  | <p>Aliyah Boston 6-5 • So. • For. • St. Thomas, U.S.V.I. <i>uh-LEE-uh</i></p> <p>PPG 13.7 RPG 11.5 BPG 3.0 FG% .495 FT% .717</p> | <p>LAST GM: 11 pts, 12 rebs, 4 blks vs. Missouri NOTABLE: Captain ... physical, loves contact, good range ... 15th in NCAA in rpg, 2nd in SEC; 11th in NCAA in bpg, 2nd in SEC ... vs. SEC 14.6 ppg (16th), 12.2 rpg (3rd), 4.0 bpg (1st) ... Preseason All-America, Naismith, Wade, Wooden Watch Lists.</p> | <p>Career Highs Pts: 28 vs. Florida, 12/31/20 Reb: 25 vs. Arkansas, 1/9/20 Blk: 10, 2x, vs. Georgia, 1/21/21 Stl: 4, 2x, S. Dakota, 11/28/20 Min: 43 at UConn, 2/8/21</p> |
| 5 |  | <p>Victoria Saxton 6-2 • Jr. • Forward • Rome, Ga. <i>vic-TAR-ee-uh</i></p> <p>PPG 10.0 RPG 6.4 BPG 1.6 FG% .592 FT% .571</p> | <p>LAST GM: 10 pts, 6 rebs, 19 mins vs. Missouri NOTABLE: Team captain ... lithe, athletic forward, quick off the floor, great rebounder and shot blocker ... 4th in SEC in bpg, 7th in off. rpg (2.8) ... 9 games of 10+ points, 4 games of 10+ rebs ... 2019 SEC All-Freshman Team.</p> | <p>Career Highs Pts: 20 at Vandy, 1/14/21 Reb: 12, 2x, vs. Florida, 12/31/20 Blk: 5, 2x, Charleston, 11/25/20 Stl: 3, 4x, at Auburn, 2/4/21 Min: 32 at Iowa State, 12/6/20</p> |
| 11 |  | <p>Destiny Littleton 5-9 • Jr. • Guard • San Diego, Calif.</p> <p>PPG 3.5 RPG 2.8 APG 1.0 FG% .390 FT% .800</p> | <p>LAST GM: 5 pts, 1 reb, 15 mins vs. Missouri NOTABLE: Big guard, good scorer/shooter ... returning from procedure to alleviate chronic ankle issues last season ... played in 16 games, 8 SEC ... getting stronger with each game ... last 3 SEC gms – 6.3 ppg, 1.3 apg, 18.3 mpg.</p> | <p>Career Highs Pts: 22 vs. Northwestern St, 12/29/18* Reb: 8, 2x, vs. Charleston, 11/25/20 Ast: 7 vs. Northwestern St, 12/29/18* Stl: 3, 2x, at Oklahoma St, 2/12/19* Min: 34, 2x, vs. Kansas St, 2/17/19* <small>* indicates set prior to South Carolina</small></p> |
| 12 |  | <p>Brea Beal 6-1 • So. • Guard • Rock Island, Ill. <i>BREE</i></p> <p>PPG 8.8 RPG 5.0 APG 1.3 FG% .466 FT% .579</p> | <p>LAST GM: 9 pts, 4 rebs, 3 assts vs. Missouri NOTABLE: Big, physical guard who got stronger in offseason ... brings intangibles, incredible competitiveness ... takes toughest defensive assignment ... 10+ points in six games, 2 gms 10+ rebs.</p> | <p>Career Highs Pts: 22 vs. Arkansas, 1/18/21 Reb: 13 at Missouri, 1/16/20 Ast: 4, 3x, at LSU, 1/24/21 Stl: 3, 4x, vs. Miss. State, 1/20/20 Min: 45 at UConn, 2/8/21</p> |
| 15 |  | <p>Laeticia Amihere 6-4 • So. • For. • Mississauga, Ontario <i>luh-TEE-shuh ah-MEE-hear</i></p> <p>PPG 6.7 RPG 5.2 BPG 1.1 FG% .364 FT% .604</p> | <p>LAST GM: 6 pts, 6 rebs, 15 mins vs. Missouri NOTABLE: Explosive, athletic forward with solid guard skills ... growing confidence with more game action ... in SEC games, 11th in bpg (1.1) ... 10+ points 6 times, 10+ rebounds 2 times, 3+ blocks 3 times.</p> | <p>Career Highs Pts: 16 at Ole Miss, 1/30/20 Reb: 15 vs. NC State, 12/3/20 Blk: 3, 7x, vs. Arkansas, 1/18/21 Stl: 4 vs. Georgia, 1/21/21 Min: 30 vs. S. Dakota, 11/28/20</p> |
| 24 |  | <p>LeLe Grissett 6-2 • Sr. • G/F • Durham, N.C. <i>LEE-lee grih-SET</i></p> <p>PPG 7.1 RPG 4.5 APG 1.0 FG% .552 FT% .511</p> | <p>LAST GM: 9 pts, 2 assts, 2 blks vs. Missouri NOTABLE: Long, versatile and high-energy guard who can play any position on the floor, including recent time at point guard ... "big guard" who can score in the post and rebound ... 8th in SEC in off. rpg (2.6) ... 10+ pts in 3 gms.</p> | <p>Career Highs Pts: 22 at Vanderbilt, 1/18/18 Reb: 12 at Vandy, 1/14/21 Ast: 4, 2x, vs. Arkansas, 3/7/20 Stl: 4, 2x, vs. Georgia, 3/6/20 Min: 29 vs. Tennessee, 1/14/18</p> |
| 32 |  | <p>Elysa Wesolek 6-1 • Jr. • Forward • Charleston, S.C. <i>uh-LISS-uh WES-uh-leck</i></p> <p>PPG 0.5 RPG 1.4 BPG 0.3 FG% .300 FT% .000</p> | <p>LAST GM: 1 reb, 2 mins vs. Missouri NOTABLE: Solid shooting forward ... has played in 12 games, scoring in two ... appeared in 20 games in 2019-20, including 10 of 16 SEC contests ... has one double-figure scoring game in her career ... 2018 SCISA Miss Basketball.</p> | <p>Career Highs Pts: 10 vs. ETSU, 11/22/18 Reb: 2, 9x, vs. Georgia, 1/21/21 Ast: 1, 6x, at Missouri, 1/16/20 Stl: 2 vs. USC Upstate, 11/21/19 Min: 13 at Vandy, 1/14/21</p> |

QUICK FACTS

The University

Location: Columbia, S.C.

Founded: 1801

Enrollment: 33,176

Colors: Garnet (PMS 202C) and Black

Nickname: Gamecocks

Conference: Southeastern

President: Bob Caslen

Athletics Director: Ray Tanner

Facility: Colonial Life Arena (18,000)

Coaching Staff

Head Coach: Dawn Staley

Alma Mater: Virginia, 1992

Overall Record: 493-180 (21st season)

School Record: 321-100 (13th season)

Assoc. Head Coach, Alma Mater:

Lisa Boyer, Ithaca, 1979 (13th season)

Assistant Coaches, Alma Mater:

Fred Chmiel, Excelsior, 2001 (6th season)

Jolette Law, Iowa, 1990 (4th season)

Team Information

2019-20 Record: 32-1

Home: 15-0 Away: 12-0 Neutral: 5-1

SEC Record (Finish): 16-0 (1st)

Home: 8-0 Away: 8-0

Letterwinners Returning/Lost: 9/2

Starters Returning/Lost: 3/2

Program History

First Year of Women's Basketball: 1974-75

All-Time Record: 901-529 (47th season)

All-Time SEC Record: 203-67 (30th season)

NCAA Appearances (Last): 16 (2019)

NCAA Tournament Record: 28-14

2019 NCAA Result: Sweet 16, L, 68-93 vs. Baylor, Greensboro, N.C.

WNIT Appearances (Last): 4 (2011)

WNIT Record: 3-4

Media Relations

Women's Basketball Contact: Diana Koval

Office: 803.777.7977

Cell: 314.369.6050

Email: dkoval@mailbox.sc.edu

Press Row Phone: 803.777.6182

Women's Basketball on Social Media:

Twitter: @GamecockWBB

Instagram: @GamecockWBB

Facebook: @GamecockWBB

TikTok: @GamecockWBB

Head Coach on Social Media

Twitter: @DawnStaley

Instagram: @Staley05

Athletics Department on the Web

Website: GamecocksOnline.com

Twitter: @GamecocksOnline

Instagram: @GamecocksOnline

Facebook: Facebook.com/GamecocksOnline

YouTube: YouTube.com/GamecocksOnline

Five-Second Count

South Carolina women's basketball is in the midst of its most successful era, claiming at least 20 wins for the last nine seasons, including four 30-win seasons in the last six campaigns. The Gamecocks have played in the NCAA Elite Eight three times in the last five NCAA Tournaments, including winning the 2017 National Championship, and have been ranked in the AP Top 25 for 163 consecutive weeks, 27 straight weeks in the top five – the longest active streak in the country. Staley has led the Gamecocks to their only No. 1 rankings in program history (12 weeks in 2014-15, 10 weeks in 2019-20, 3 weeks in 2020-21), five SEC regular-season titles and five SEC Tournament championships.

Under Staley's leadership, six Gamecocks have earned All-America status, two have earned SEC Player of the Year honors and 19 have picked up All-SEC recognition at least once. Eight Gamecocks have been selected in the WNBA Draft in the last five years, including 2018 No. 1 overall pick Aja Wilson, who went on to become the Gamecocks' second-straight WNBA Rookie of the Year (2018) and the program's first WNBA MVP (2020).

LSU Series Notes

The Tigers hold a 22-15 edge in the overall series, but the Gamecocks have won the last 11 meetings and are 12-5 against LSU in the Dawn Staley era.

In this season's first meeting between the two, the Gamecocks shook off a two-point halftime deficit to shoot 62.1 percent in the second half and escape the Maravich Center with a 69-65 victory. LeLe Grissett used her senior savvy to score eight fast-break points in the fourth quarter while handing out three assists in the final period.

Home Sweet Home

The Gamecocks are 476-165 (.743) all-time in home games, including a 164-34 mark under head coach Dawn Staley. Her .828 winning percentage at home is second among the program's seven all-time head coaches (Pam Parsons (41-7) .854).

Playing in its 19th season at Colonial Life Arena, South Carolina boasts a 227-67 (.772) record in the building, including three undefeated seasons since 2013-14. Staley's share of that record is 161-34 (.826).

Ranked Readings

South Carolina is 82-63 against nationally ranked opponents under head coach Dawn Staley, although that record is skewed by the early seasons of her tenure. The

WHAT MATTERS

South Carolina head coach Dawn Staley picked "What Matters" as this season's theme, reflecting the value of knowing what matters most to you – your why – and how focusing on that provides a navigational guide through challenging times.

Each Gamecock wrote her own personal statement of "What Matters" to her. Pieces of each statement were blended together as a script for the video that launched the team.

That video and each Gamecocks' personal "What Matters" statement can be found at GamecocksOnline.com/WhatMatters.

Gamecocks are 67-24 (.736) versus ranked foes since the start of the 2014-15 campaign, including a 24-18 mark against top-10 opponents during that time.

This season, the Gamecocks are 6-2 against ranked opponents, with their six victories are one shy of Texas A&M for the most such wins in the country.

Schedule Strength

The Gamecocks are second in the country in past opponents' winning percentage (.689) and leads the nation in all opponents' winning percentage (.691).

South Carolina's eight games against nationally ranked opponents is tied with SEC rivals Arkansas and Kentucky for the most among AP Top 25 teams.

The Gamecocks' 22-game schedule includes eight games against teams ranked in the most recent AP Top 25 and/or USA Today Coaches' Poll.

Ranking Review

The Gamecocks are ranked No. 2 in the AP Poll and No. 3 in the USA Today Coaches' Poll this week, marking a return to that poll's top spot for the first time since the preseason ranking.

Ranked in the AP Top 25 for the last 163 consecutive weeks, South Carolina has the fourth-longest active streak in the nation. With 27 consecutive appearances in the top five of the AP Poll, the Gamecocks have the longest active streak of top-five showings in the nation.

Staley's Stand

In her 21st season as a head coach, Dawn Staley has a .733 (493-180) winning percentage, which ranks 13th in the nation among active head coaches with at least 10 seasons of experience (sixth among Power 5 conference

GAMECOCKS IN THE RANKINGS (thru games of 2/11)

| Team | SEC | NCAA | Actual | Aliyah Boston | SEC | NCAA | Actual |
|--------------------------|-----|------|--------|---------------------------|------------|-------------|---------------|
| Scoring Offense | 2 | 15 | 80.8 | Scoring Avg. | 22 | — | 13.7 |
| Scoring Defense | 2 | 60 | 59.3 | Rebounding Avg. | 2 | 15 | 11.5 |
| Scoring Margin | 1 | 7 | +21.4 | Field Goal Percentage | 7 | 79 | .495 |
| Field Goal Percentage | 3 | 29 | .456 | Blocked Shots Per Game | 2 | 11 | 3.0 |
| Field Goal %age Def. | 2 | 34 | .360 | Off. Rebs. Per Game | 2 | 16 | 4.2 |
| 3-Point FG %age | 7 | 72 | .338 | | | | |
| 3-Point FG %age Def. | 3 | 36 | .264 | Zia Cooke | SEC | NCAA | Actual |
| 3-Point FG Made/Gm. | 13 | 283 | 4.4 | Scoring Avg. | 12 | 147 | 15.8 |
| Free Throw Percentage | 12 | 261 | .652 | FT Percentage | 7 | 178 | .778 |
| Rebounding Offense | 1 | 2 | 49.7 | | | | |
| Rebounding Defense | 4 | — | 32.8 | LeLe Grissett | SEC | NCAA | Actual |
| Rebounding Margin | 1 | 3 | +16.9 | Off. Rebs. Per Game | 8 | — | 2.6 |
| Assists Per Game | 9 | 100 | 14.2 | | | | |
| Steals Per Game | 10 | 206 | 7.2 | Destanni Henderson | SEC | NCAA | Actual |
| Turnover Margin | 10 | 161 | +0.3 | Assists Per Game | 1 | 19 | 5.6 |
| Turnovers Per Game | — | 57 | 13.9 | Assist-to-Turnover Ratio | 6 | 45 | 2.2 |
| Assist-to-Turnover Ratio | 5 | 72 | 1.0 | | | | |
| Blocked Shots Per Game | 1 | 1 | 7.3 | Victoria Saxton | SEC | NCAA | Actual |
| Home Attendance Avg. | 1 | 1 | 3,500 | Blocked Shots Per Game | 4 | 79 | 1.6 |
| | | | | Off. Rebs. Per Game | 7 | — | 2.8 |

CURRENT STREAKS

| | Total | Home | Road | Neut. |
|----------------|-------|------|------|-------|
| Overall | W1 | W6 | L1 | W7 |
| SEC | W27 | W13 | W19 | — |
| Non-Conference | L1 | W1 | L1 | W7 |
| Ranked Teams | L1 | W2 | L1 | W4 |

Boardroom

South Carolina opened the season with a Staley-era record 73 rebounds against Charleston (Nov. 25) and hasn't looked back. The Gamecocks are second in the nation in rebounds per game (49.7) and third in rebound margin at an SEC-best +16.9 advantage.

The Gamecocks have not been out-rebounded this season and have a +13.8 rebounding margin in their eight games against ranked opponents. South Carolina is fifth in the nation in offensive rebounding (17.5) and averages 17.4 second-chance points. The Gamecocks are cleaning up an SEC-best 44.8 percent of their own missed shots, including 44.4 percent in SEC games.

Sophomore Aliyah Boston leads the way on the glass (11.5 rpg), ranking 15th in the nation and second in the SEC overall and third in league games (12.2). Her 4.2 offensive rebounds per game are 16th in the country.

Junior Victaria Saxton and senior LeLe Grissett are also among the SEC's top 10 in offensive rebounds per game, ranking seventh (2.8) and eighth (2.6), respectively.

Block Party

South Carolina is annually among the best shot blocking teams in the country, and the 2020-21 Gamecocks are no different as they lead the nation with 7.3 blocks per game, including 7.8 in SEC play.

Ten different Gamecocks have at least one block, and three rank among the league's top 15 in blocks per game.

Aliyah Boston averages an SEC-best 4.0 blocks in league games to sit at 11th in the country at 3.0 blocks per game on the season. She has 10 games of three or more blocks.

Victaria Saxton is next in line with 1.6 blocks per game to rank fourth in the SEC, and Laeticia Amihere's 1.1 per game are 11th.

Free for All

The Gamecocks continue to get to the free throw line at one of the highest rates in the country. South Carolina's

411 trips to the line are fifth in the nation. Its 268 made free throws rank 16th.

Zia Cooke leads the parade to the free throw line with 72 attempts this season, shooting 77.8 percent from the stripe to rank seventh in the SEC.

They Got Next

The Gamecocks signed the No. 1 recruiting class in the country in November as Staley and her staff added four from the Class of 2021. All four are ranked among the top 14 players in the class, including the Nos. 2, 3 and 4 entries.

Sania Feagin (6-3, F, Ellenwood, Ga.)

- No. 4 in Class of 2021
- 2021 Naismith Trophy Semifinalist
- 2020 Georgia Gatorade Player of the Year and 6A First-Team All-State
- 2019-20 stats: 17.2 ppg, 10.4 rpg, 3.6 bpg

Bree Hall (5-11, G, Dayton, Ohio)

- No. 14 in Class of 2021
- 2021 Naismith Trophy Midseason List
- 2020 Div. I All-Ohio Second Team

- 2019-20 stats: 21.4 ppg, 7.4 rpg, .555 FG percentage

Raven Johnson (5-8, G, Atlanta, Ga.)

- No. 2 in Class of 2021
- 2021 Naismith Trophy Semifinalist
- 2020 Georgia All-Classification Player of the Year
- Led team to three straight state championships
- 2019-20 stats: 15.0 ppg, 3.9 rpg, 4.3 spg

Saniya Rivers (6-0, G, Wilmington, N.C.)

- No. 3 in Class of 2021
- 2021 Naismith Trophy Semifinalist
- Two-time NC Gatorade Player of the Year
- 2020 All-Area Player of the Year
- 2019-20 stats: 25.0 ppg, 11.7 rpg, 6.3 spg

2020-21 DOUBLE-DOUBLES

Aliyah Boston (9)

| | | |
|-------|-----------------------|----------------|
| 11/25 | College of Charleston | 11 pts/12 rebs |
| 12/6 | at Iowa State | 13 pts/15 rebs |
| 12/31 | Florida | 28 pts/16 rebs |
| 1/10 | at #10/8 Kentucky | 20 pts/12 rebs |
| 1/18 | #15/16 Arkansas | 26 pts/16 rebs |
| 1/21 | #22/23 Georgia | 16 pts/11 rebs |
| 1/24 | at LSU | 20 pts/14 rebs |
| 2/8 | at #2/5 UConn | 17 pts/15 rebs |
| 2/11 | Missouri | 11 pts/12 rebs |

Laeticia Amihere (2)

| | | |
|-------|-----------------------|----------------|
| 11/25 | College of Charleston | 11 pts/11 rebs |
| 12/3 | NC State | 11 pts/15 rebs |

Victaria Saxton (2)

| | | |
|-------|-----------------------------|----------------|
| 11/25 | College of Charleston | 19 pts/12 rebs |
| 1/28 | at #21/19 Mississippi State | 13 pts/11 rebs |

LeLe Grissett (1)

| | | |
|-------|-----------------------|----------------|
| 11/25 | College of Charleston | 13 pts/10 rebs |
|-------|-----------------------|----------------|

Destanni Henderson (1)

| | | |
|------|-----------------|-----------------|
| 1/18 | #15/16 Arkansas | 14 pts/10 assts |
|------|-----------------|-----------------|

GAMES LED TEAM IN ... (includes ties for team lead)

| Scoring | 2020-21 | Career | Record | Rebounding | 2020-21 | Career | Record | Assists | 2020-21 | Career | Record |
|--------------------|---------|--------|--------|--------------------|---------|--------|--------|--------------------|---------|--------|--------|
| Zia Cooke | 9 | 20 | 19-1 | Aliyah Boston | 14 | 39 | 38-1 | Destanni Henderson | 15 | 23 | 21-2 |
| Aliyah Boston | 5 | 12 | 11-1 | Victaria Saxton | 2 | 5 | 5-0 | Zia Cooke | 3 | 5 | 4-1 |
| Destanni Henderson | 4 | 9 | 8-1 | Laeticia Amihere | 2 | 4 | 3-1 | Brea Beal | 1 | 3 | 3-0 |
| Victaria Saxton | 2 | 3 | 3-0 | Destanni Henderson | 2 | 3 | 3-0 | Aliyah Boston | 1 | 1 | 1-0 |
| Laeticia Amihere | 1 | 2 | 1-1 | LeLe Grissett | 1 | 10 | 7-3 | Destiny Littleton | 0 | 2* | 2-0 |
| LeLe Grissett | 0 | 3 | 3-0 | Brea Beal | 1 | 5 | 5-0 | Laeticia Amihere | 0 | 1 | 1-0 |
| Destiny Littleton | 0 | 3* | 2-1 | Destiny Littleton | 0 | 3* | 1-2 | LeLe Grissett | 0 | 1 | 1-0 |
| Brea Beal | 0 | 1 | 1-0 | | | | | | | | |

* indicates includes games prior to transfer to SC

MISCELLANEOUS STATS

| Triple-Doubles | 2020-21 | Career | Record | 10+ Points | 2020-21 | Career | Record | 10+ Rebounds | 2020-21 | Career | Record |
|----------------|---------|--------|--------|--------------------|---------|--------|--------|------------------|---------|--------|--------|
| Aliyah Boston | 1 | 2* | 2-0 | Zia Cooke | 15 | 39 | 37-2 | Aliyah Boston | 12 | 28 | 27-1 |
| | | | | Aliyah Boston | 12 | 40 | 38-2 | Victaria Saxton | 4 | 5 | 5-0 |
| | | | | Destanni Henderson | 11 | 29 | 27-2 | Brea Beal | 2 | 7 | 6-1 |
| | | | | Victaria Saxton | 8 | 17 | 17-0 | Laeticia Amihere | 2 | 2 | 1-1 |
| | | | | Laeticia Amihere | 6 | 9 | 8-1 | LeLe Grissett | 2 | 3 | 2-1 |
| | | | | Brea Beal | 5 | 11 | 11-0 | | | | |
| | | | | LeLe Grissett | 3 | 16 | 14-2 | | | | |
| | | | | Eniyah Russell | 2 | 2 | 2-0 | | | | |
| | | | | Destiny Littleton | 0 | 12* | 9-3 | | | | |
| | | | | Olivia Thompson | 0 | 1 | 1-0 | | | | |
| | | | | Elysa Wesolek | 0 | 1 | 1-0 | | | | |
| | | | | | | | | | | | |

* indicates includes games prior to transfer to SC

^ indicates program record

2020-21 AWARDS

Brea Beal

Cheryl Miller Award Watch List (Preseason)

Aliyah Boston

Naismith Defensive Player of the Year Watch List
SEC Player of the Week (1/5-1/11, 1/19-25)
ESPN Player of the Week (1/18-24)
Wooden Award Late Season Top 20
Naismith Trophy Midseason Team
Wade Trophy Midseason Watch List
Lisa Leslie Award Top 10 Watch List
Preseason All-America (AP, Lindy's)
Preseason All-SEC First Team (Coaches, Media)

Zia Cooke

Wooden Award Late Season Top 20
Naismith Trophy Midseason Team
Wade Trophy Midseason Watch List
Ann Meyers Drysdale Award Top 10 Watch List
The Dawn Staley Award Midseason Watch List
Preseason All-SEC Second Team (Coaches)
Bad Boy Mowers Crossover Classic All-Tourn. Team

Destanni Henderson

The Dawn Staley Award Midseason Watch List
Bad Boy Mowers Crossover Classic Tournament MVP
SEC co-Player of the Week (11/25-11/30)

IN THE STALEY ERA

Wins

| | |
|----------------------|----|
| 30-Win Seasons..... | 4 |
| 25-Win Seasons..... | 8 |
| 20-Win Seasons..... | 9 |
| Winning Seasons..... | 10 |

National Rankings

| | |
|------------------------------|-----|
| Weeks in the AP Top 25 | 168 |
| Weeks in the AP Top 10 | 123 |
| Weeks in the AP Top 3 | 56 |
| Weeks at AP No. 1 | 26 |

Postseason

| | |
|----------------------------------|---|
| NCAA Tournament Appearances..... | 8 |
| NCAA Sweet 16s | 7 |
| NCAA Final Fours | 2 |
| National Championships | 1 |

In the SEC

| | |
|------------------------------------|----|
| Regular-Season Championships..... | 5 |
| Regular-Season Top 5 Finishes..... | 10 |
| Tournament Championships..... | 5 |

2020-21 GAMECOCK ROSTER

| No. | Name | Pos. | Ht. | Yr. | Hometown/Last School |
|-----|--------------------|------|-----|-----|--|
| 0 | Olivia Thompson | G | 5-8 | So. | Lexington, S.C./Lexington |
| 1 | Zia Cooke | G | 5-9 | So. | Toledo, Ohio/Rogers |
| 2 | Eniya Russell | G | 6-1 | Fr. | Baltimore, Md./Saint Vincent Pallotti |
| 3 | Destanni Henderson | G | 5-7 | Jr. | Fort Myers, Fla./Fort Myers |
| 4 | Aliyah Boston | F | 6-5 | So. | St. Thomas, U.S.V.I./Worcester (Mass.) Acad. |
| 5 | Victoria Saxton | F | 6-2 | Jr. | Rome, Ga./Model |
| 11 | Destiny Littleton | G | 5-9 | Jr. | San Diego, Calif./Texas |
| 12 | Breanna Beal | G | 6-1 | So. | Rock Island, Ill./Rock Island |
| 15 | Laeticia Amihere | F | 6-3 | So. | Mississauga, Ontario/Kings Way Christian |
| 24 | LeLe Grissett | G/F | 6-2 | Sr. | Durham, N.C./Hillside |
| 32 | Elysa Wesolek | F | 6-1 | Jr. | Charleston, S.C./Northwood Academy |

Head Coach: Dawn Staley

Assoc. Head Coach: Lisa Boyer, **Assistant Coaches:** Fred Chmiel, Jolette Law

TEAM SPECIALTY STATS

South Carolina-Opponent

| | Pts. in Paint | Pts. Off TOs | 2nd Chance Pts | Fast Break Pts |
|-------------------|------------------|------------------|-----------------|-----------------|
| 11/25 CofC | 74-18 | 21-8 | 34-8 | 43-5 |
| 11/28 vs. USD | 42-50 | 9-11 | 14-2 | 27-11 |
| 11/30 vs. Gonz. | 44-30 | 12-14 | 18-6 | 20-5 |
| 12/3 NCSU | 28-30 | 4-6 | 6-6 | 12-9 |
| 12/6 at ISU | 18-36 | 17-14 | 15-4 | 3-6 |
| 12/17 Temple | 54-16 | 30-4 | 20-10 | 28-3 |
| 12/31 Fla. | 40-28 | 18-9 | 15-9 | 14-8 |
| 1/4 at Ala. | 46-32 | 18-4 | 22-11 | 21-4 |
| 1/10 at Ky. | 56-34 | 11-22 | 23-10 | 12-8 |
| 1/14 at Vandy | 66-32 | 25-6 | 20-2 | 41-12 |
| 1/18 Ark. | 60-34 | 6-18 | 24-6 | 21-17 |
| 1/21 UGa | 36-28 | 22-7 | 19-10 | 15-10 |
| 1/24 at LSU | 48-32 | 15-14 | 8-7 | 30-6 |
| 1/28 at MSU | 44-28 | 16-10 | 21-3 | 17-8 |
| 1/31 Ala. | 44-34 | 14-17 | 10-4 | 12-11 |
| 2/4 at Aub. | 44-28 | 5-11 | 16-6 | 9-0 |
| 2/8 at UConn | 40-36 | 11-19 | 17-10 | 0-10 |
| 2/11 Mizzou | 44-24 | 12-6 | 14-6 | 13-0 |
| 2/14 LSU | | | | |
| 2/18 at Tenn. | | | | |
| 2/21 Ky. | | | | |
| 2/28 at TAM | | | | |
| Season Avg | 46.0-30.6 | 14.8-11.0 | 17.4-6.8 | 18.8-7.4 |
| SEC Avg | 48.0-30.4 | 14.7-11.3 | 17.5-6.7 | 18.6-7.6 |

STARTERS VS. BENCH

| | SC Starters | Opp. Starters | SC Bench | Opp. Bench |
|-------------------|-------------|---------------|-------------|-------------|
| 11/25 CofC | 67 | 25 | 52 | 13 |
| 11/28 vs. USD | 57 | 62 | 24 | 9 |
| 11/30 vs. Gonz. | 70 | 57 | 9 | 15 |
| 12/3 NCSU | 27 | 54 | 19 | 0 |
| 12/6 at ISU | 66 | 57 | 17 | 8 |
| 12/17 Temple | 61 | 36 | 42 | 5 |
| 12/31 Miss. | 69 | 6 | 44 | 15 |
| 1/4 at Ala. | 66 | 11 | 56 | 4 |
| 1/10 at Ky. | 58 | 49 | 17 | 21 |
| 1/14 at Vandy | 67 | 37 | 39 | 6 |
| 1/18 Ark. | 81 | 66 | 23 | 16 |
| 1/21 UGa | 52 | 40 | 10 | 10 |
| 1/24 at LSU | 61 | 40 | 8 | 25 |
| 1/28 at MSU | 50 | 33 | 25 | 19 |
| 1/31 Ala. | 62 | 52 | 25 | 11 |
| 2/4 at Aub. | 52 | 46 | 25 | 12 |
| 2/8 at UConn | 52 | 7 | 51 | 12 |
| 2/11 Mizzou | 56 | 32 | 21 | 30 |
| 2/14 LSU | | | | |
| 2/18 at Tenn. | | | | |
| 2/21 Ky. | | | | |
| 2/28 at TAM | | | | |
| Season Avg | 59.7 | 46.5 | 21.1 | 12.8 |
| SEC Avg | 61.3 | 45.0 | 19.1 | 15.4 |

2020-21 SCORING DIFFERENTIALS

Season

| | |
|--|--|
| Largest lead in a win | by 83 (119-36), 4th-0:45, vs. Charleston, 11/25 |
| Largest deficit overcome to win | by 9 (32-41), 2nd, 0:02, at #10/8 Kentucky, 1/10 |
| Largest lead given up in a loss | by 6 (12-6), 1st-2:03, at UConn, 2/8 |
| | by 6 (15-9), 2nd-9:37, vs. NC State, 12/3 |
| Largest deficit in a loss | by 8 (46-54), 4th-0:06, vs. NC State, 12/3 |

| | |
|---------------------------------------|--|
| Best Scoring Run | 22 points, 2nd qtr., 0:31, at Vanderbilt, 1/14 |
| Best Scoring Run Against | 12 points, 4th qtr., 2:44, Georgia, 1/21 |

In SEC Regular Season

| | |
|--|--|
| Largest lead in a win | by 63 (99-36), 4th, 4:43, at Vanderbilt, 1/14 |
| Largest deficit overcome to win | by 9 (32-41), 2nd, 0:02, at #10/8 Kentucky, 1/10 |
| Largest lead given up in a loss | |
| Largest deficit in a loss | |

| | |
|---------------------------------------|--|
| Best Scoring Run | 22 points, 2nd qtr., 0:31, at Vanderbilt, 1/14 |
| Best Scoring Run Against | 12 points, 4th qtr., 2:44, Georgia, 1/21 |

SOUTH CAROLINA'S RECORD WHEN...

| | vs. Ranked | SEC | All |
|--|------------|-------|------|
| Record | 6-2 | 11-0 | 16-2 |
| Playing a ranked opponent..... | 6-2 | 4-0 | 6-2 |
| Playing at home | 2-1 | 5-0 | 7-1 |
| Playing on the road..... | 3-1 | 6-0 | 7-1 |
| Playing at neutral site | 1-0 | | 2-0 |
| Leading at half | 5-0 | 7-0 | 11-0 |
| Trailing at half | 1-1 | 3-0 | 3-1 |
| Tied at half | 0-1 | 1-0 | 2-1 |
| Playing an overtime game | | | 0-1 |
| 0 players score in double figures..... | | | 0-0 |
| 1 player scores in double figures..... | | | 0-0 |
| 2 players score in double figures..... | 1-1 | 2-0 | 2-1 |
| 3 players score in double figures..... | 3-1 | 3-0 | 4-1 |
| 4 players score in double figures..... | 2-0 | 6-0 | 8-0 |
| 5 players score in double figures..... | | | 1-0 |
| More than 5 players in double figures..... | | | 1-0 |
| Starters out-score opponent's starters..... | 6-1 | 11-0 | 15-1 |
| Opponent's starters score equal/more..... | 0-1 | | 1-1 |
| Bench out-scores opponent's bench..... | 3-1 | 6-0 | 10-1 |
| Opponent's bench scores equal/more..... | 3-1 | 5-0 | 6-1 |
| Shooting 50% or better | 2-0 | 3-0 | 5-0 |
| Shooting between 40-49% | 3-0 | 5-0 | 9-0 |
| Shooting between 30-39% | 1-1 | 2-0 | 2-1 |
| Shooting less than 30% | 0-1 | | 0-1 |
| Opponent shoots 50% or better..... | 1-0 | | 1-0 |
| Opponent shoots between 40-49%..... | 1-0 | 2-0 | 3-0 |
| Opponent shoots between 30-39%..... | 4-1 | 8-0 | 9-1 |
| Opponent shoots between 20-29%..... | 0-1 | 1-0 | 2-1 |
| Opponent shoots less than 20%..... | | | 1-0 |
| Shooting better than opponent..... | 6-0 | 11-0 | 15-0 |
| Shooting worse than/equal to opponent..... | 0-2 | | 1-2 |
| Having more FTs made than opponent..... | 5-1 | 9-0 | 13-1 |
| Having equal/fewer FTs made than opponent..... | 1-1 | 2-0 | 3-1 |
| Out-rebounding opponent..... | 6-2 | 11-0 | 16-2 |
| Having equal/fewer rebounds than opponent..... | 0-0 | 0-0 | 0-0 |
| Having fewer TOs than opponent..... | 3-0 | 6-0 | 9-0 |
| Having equal or more TOs than opponent..... | 3-2 | 5-0 | 7-2 |
| Attempting more FT than 3FG..... | 5-1 | 10-0 | 14-1 |
| Attempting equal/fewer FT than 3FG..... | 1-1 | 1-0 | 2-1 |
| Making 5 or more 3FGs..... | 2-0 | 4-0 | 7-0 |
| Making fewer than 5 3FGs..... | 4-2 | 7-0 | 9-2 |
| Making no 3 FGs..... | | | 0-0 |
| Attempting 15 or more 3FGs..... | 2-0 | 6-0 | 8-0 |
| Attempting fewer than 15 3FGs..... | 4-2 | 5-0 | 8-2 |
| No South Carolina players foul out..... | 5-1 | 11-0 | 15-1 |
| One or more SC players foul out..... | 1-1 | | 1-1 |
| No opposing players foul out..... | 4-2 | 7-0 | 10-2 |
| One or more opposing players foul out..... | 2-0 | 4-0 | 6-0 |

| | vs. Ranked | SEC | All |
|---|------------|-------|------|
| Assist at least half of field goals made..... | 2-0 | 2-0 | 4-0 |
| Assist on at least 2/3 of field goals made..... | | | 0-0 |
| Assist on less than half of field goals made..... | 4-2 | 9-0 | 12-2 |
| Scoring more pts. in paint than opponent..... | 5-1 | 11-0 | 14-1 |
| Scoring equal/fewer pts. in paint than opp. | 1-1 | | 2-1 |
| Scoring more pts. off TOs than opponent..... | 3-0 | 7-0 | 10-0 |
| Scoring equal/fewer pts. off TOs than opp. | 3-2 | 4-0 | 6-2 |
| Scoring more 2nd-chance pts..... | 6-1 | 11-0 | 16-1 |
| Scoring equal/fewer 2nd-chance pts..... | 0-1 | | 0-1 |
| Scoring more fast break pts..... | 5-1 | 11-0 | 15-1 |
| Scoring equal/fewer fast break pts..... | 1-1 | | 1-1 |
| Wearing white uniforms..... | 2-1 | 5-0 | 8-1 |
| Wearing black uniforms..... | 4-1 | 6-0 | 8-1 |
| Wearing garnet uniforms..... | | | 0-0 |
| Playing in November..... | 1-0 | | 3-0 |
| Playing in December..... | 1-1 | 1-0 | 3-1 |
| Playing in January..... | 4-0 | 8-0 | 8-0 |
| Playing in February..... | 0-1 | 2-0 | 2-1 |
| Playing in March..... | | | 0-0 |
| Playing during the day..... | 2-0 | 3-0 | 7-0 |
| Playing at night..... | 4-2 | 8-0 | 9-2 |
| Playing on Sunday..... | 3-0 | 3-0 | 5-0 |
| Playing on Monday..... | 1-1 | 2-0 | 2-1 |
| Playing on Tuesday..... | | | 0-0 |
| Playing on Wednesday..... | | | 1-0 |
| Playing on Thursday..... | 2-1 | 6-0 | 7-1 |
| Playing on Friday..... | | | 0-0 |
| Playing on Saturday..... | | | 1-0 |
| Margin is less than 5 pts. | 0-1 | 1-0 | 1-1 |
| Margin is between 5-9..... | 2-1 | 1-0 | 2-1 |
| Margin is between 10-19..... | 2-0 | 5-0 | 7-0 |
| Margin is between 20-29..... | 2-0 | 3-0 | 3-0 |
| Margin is between 30-39..... | | | 0-0 |
| Margin is between 40-49..... | | | 0-0 |
| Margin is 50 pts. or more..... | | 1-0 | 3-0 |
| Having a 20-pt. scorer..... | 3-0 | 7-0 | 7-0 |
| Having a 30-pt. scorer..... | | | 0-0 |
| Scoring 49 points or less..... | 0-1 | | 0-1 |
| Scoring 50-59 points..... | 0-1 | | 0-1 |
| Scoring 60-69 points..... | 1-0 | 2-0 | 2-0 |
| Scoring 70-79 points..... | 3-0 | 6-0 | 7-0 |
| Scoring 80-89 points..... | 1-0 | 1-0 | 3-0 |
| Scoring 90-99 points..... | | | 0-0 |
| Scoring 100 points or more..... | 1-0 | 2-0 | 4-0 |
| Opponent scores 49 points or less..... | | 1-0 | 3-0 |
| Opponent scores 50-59 points..... | 2-1 | 4-0 | 4-1 |
| Opponent scores 60-69 points..... | 1-1 | 4-0 | 5-1 |
| Opponent scores 70-79 points..... | 2-0 | 1-0 | 3-0 |
| Opponent scores 80-89 points..... | 1-0 | 1-0 | 1-0 |
| Opponent scores 90-99 points..... | | | 0-0 |
| Opponent scores 100 points or more..... | | | 0-0 |

2020-21 TEAM HIGH/LOW – ALL GAMES

| South Carolina Highs | South Carolina Lows | Category | Opponent Lows | Opponent Highs |
|------------------------------------|---------------------------------|------------------------------|----------------------------------|----------------------------------|
| 119 vs. Charleston, 11/25 | 46 vs. NC State, 12/3 | Points in Game | 38, Charleston, 11/25 | 82, Arkansas, 1/18 |
| 62 vs. Arkansas, 2nd, 1/18 | 20 vs. NC State, 12/3 | Points in a Half | 13, at Vanderbilt, 1st, 1/14 | 45, Arkansas, 2nd, 1/18 |
| 62 vs. Charleston, 1st, 11/25 | | | | |
| 34 vs. Charleston, 3rd, 11/25 | 8 vs. NC State, 12/3 | Points in a Quarter | 0, at Vanderbilt, 2nd, 1/14 | 23, vs. Gonzaga, 1st, 11/29 |
| | | | | 23, vs. South Dakota, 3rd, 11/29 |
| 42 at Vanderbilt, 1/14 | 20 vs. NC State, 12/3 | Field Goals Made | 13, Charleston, 11/25 | 32, Arkansas, 1/18 |
| 42 vs. Charleston, 11/25 | | | | |
| 79 vs. Florida, 12/31 | 54 vs. Gonzaga, 11/29 | Field Goal Attempts | 55, vs. Gonzaga, 11/29 | 74, at Kentucky, 1/10 |
| | | | | 74, Charleston, 11/25 |
| .592 (42-71) vs. Charleston, 11/25 | .270 (20-74) vs. NC State, 12/3 | FG Percentage | .176 (13-74), Charleston, 11/25 | .527 (29-55), vs. Gonzaga, 11/29 |
| 13 at Iowa State, 12/6 | 1 at UConn, 2/8 | 3-Point FG Made | 1, Georgia, 1/21 | 9, vs. Gonzaga, 11/29 |
| | | | 1, Charleston, 11/25 | |
| 26 at Iowa State, 12/6 | 4 at Kentucky, 1/10 | 3-Point FG Attempts | 5, Georgia, 1/21 | 27, at Iowa State, 12/6 |
| .600 (6-10) vs. Alabama, 1/31 | .111 (1-3) at UConn, 2/8 | 3-Point FG Percentage | .043 (1-23), Charleston, 11/25 | .538 (7-13), Arkansas, 1/18 |
| 31 vs. Charleston, 11/25 | 4 vs. NC State, 12/3 | Free Throws Made | 3, at UConn, 2/8 | 14, at Iowa State, 12/6 |
| | | | 3, at Vanderbilt, 1/14 | |
| 47 vs. Charleston, 11/25 | 11 vs. NC State, 12/3 | Free Throw Attempts | 8, at UConn, 2/8 | 24, Charleston, 11/25 |
| | | | 8, vs. Georgia, 1/21 | |
| .950 (19-20) vs. Alabama, 1/31 | .533 (8-15) at UConn, 2/8 | FT Percentage | .333 (5-15) at Miss. State, 1/28 | .917 (11-12), at Kentucky, 1/10 |
| | | | .333 (3-9), at Vanderbilt, 1/14 | |
| 73 vs. Charleston, 11/25 | 36 vs. Gonzaga, 11/29 | Rebounds | 24, at Iowa State, 12/6 | 49, NC State, 12/3 |
| 22 vs. Temple, 12/17 | 6 at Kentucky, 1/10 | Assists | 0, Charleston, 11/25 | 20, vs. Gonzaga, 11/29 |
| 14 vs. Georgia, 1/21 | 1 at Iowa State, 12/6 | Steals | 1, Temple, 12/17 | 12, at Kentucky, 1/10 |
| 14 vs. Georgia, 1/21 | 3 at LSU, 1/24 | Blocked Shots | 1, at LSU, 1/24 | 8, at UConn, 2/8 |
| 21 at UConn, 2/8 | 6 vs. Temple, 12/17 | Turnovers | 8, vs. South Dakota, 11/28 | 23, Georgia, 1/21 |
| 22 vs. South Dakota, 11/28 | 8 vs. Temple, 12/17 | Fouls | 10, at Iowa State, 12/6 | 32, vs. Gonzaga, 11/29 |

2020-21 TEAM HIGH/LOW – SEC GAMES

| South Carolina Highs | South Carolina Lows | Category | Opponent Lows | Opponent Highs |
|----------------------------------|--------------------------------|------------------------------|-----------------------------------|---------------------------------|
| 106 at Vanderbilt, 1/14 | 60 vs. Georgia, 1/21 | Points in Game | 43, at Vanderbilt, 1/14 | 82, Arkansas, 1/18 |
| 62 vs. Arkansas, 2nd, 1/18 | 23 at LSU, 1st, 1/24 | Points in a Half | 13, at Vanderbilt, 1st, 1/14 | 45, Arkansas, 2nd, 1/18 |
| 33 vs. Arkansas, 4th, 1/18 | 10 at Miss. State, 1st, 1/28 | Points in a Quarter | 0, at Vanderbilt, 2nd, 1/14 | 29, Florida, 3rd, 12/31 |
| 33 at Vanderbilt, 3rd, 1/14 | 10 at LSU, 2nd, 1/24 | | | |
| 42 at Vanderbilt, 1/14 | 22 vs. Georgia, 1/21 | Field Goals Made | 19, at Vanderbilt, 1/14 | 32, Arkansas, 1/18 |
| 79 vs. Florida, 12/31 | 57 at LSU, 1/24 | Field Goal Attempts | 56, at Alabama, 1/4 | 74, at Kentucky, 1/10 |
| .553 (42-76) at Vanderbilt, 1/14 | .355 (22-62) vs. Georgia, 1/21 | FG Percentage | .292 (19-65), at Vanderbilt, 1/14 | .451 (32-71), Arkansas, 1/18 |
| 8 vs. Arkansas, 1/18 | 2 at Miss. State, 1/28 | 3-Point FG Made | 1, Georgia, 1/21 | 8, Missouri, 2/11 |
| | 2 at LSU, 1/24 | | | |
| | 2 vs. Georgia, 1/21 | | | |
| | 2 at Kentucky, 1/10 | | | |
| 17 at Vanderbilt, 1/14 | 4 at Kentucky, 1/10 | 3-Point FG Attempts | 5, Georgia, 1/21 | 21, Missouri, 2/11 |
| | | | | 21, vs. Alabama, 1/31 |
| .600 (6-10) vs. Alabama, 1/31 | .133 (2-15) at LSU, 1/24 | 3-Point FG Percentage | .150 (3-20), at Kentucky, 1/10 | .538 (7-13), Arkansas, 1/18 |
| 19 vs. Alabama, 1/31 | 9 at Auburn, 2/4 | Free Throws Made | 3, at Vanderbilt, 1/14 | 13, at LSU, 1/24 |
| 19 at Miss. State, 1/28 | | | | |
| 25 at LSU, 1/24 | 12 vs. Florida, 12/31 | Free Throw Attempts | 8, Georgia, 1/21 | 19, at Alabama, 1/4 |
| 25 at Vanderbilt, 1/14 | | | | |
| .950 (19-20) vs. Alabama, 1/31 | .500 (12-24) at Alabama, 1/4 | FT Percentage | .333 (5-15) at Miss. State, 1/28 | .917 (11-12), at Kentucky, 1/10 |
| | | | .333 (3-9), at Vanderbilt, 1/14 | |
| 60 at Vanderbilt, 1/14 | 38 vs. Missouri, 2/11 | Rebounds | 28, at Vanderbilt, 1/14 | 39, Florida, 12/31 |
| 21 vs. Arkansas, 1/18 | 6 at Kentucky, 1/10 | Assists | 3, at Vanderbilt, 1/14 | 13, Georgia, 1/21 |
| 14 vs. Georgia, 1/21 | 4 at Auburn, 2/4 | Steals | 3, Florida, 12/31 | 12, at Kentucky, 1/10 |
| | 4 vs. Arkansas, 1/18 | | | |
| 14 vs. Georgia, 1/21 | 3 at LSU, 1/24 | Blocked Shots | 1, at LSU, 1/24 | 7, Georgia, 1/21 |
| | | | | 7, at Kentucky, 1/10 |
| 20 vs. Georgia, 1/21 | 8 vs. Missouri, 2/11 | Turnovers | 9, Arkansas, 1/18 | 23, Georgia, 1/21 |
| 16 vs. Arkansas, 1/18 | 12 at Auburn, 2/4 | Fouls | 14, Florida, 12/31 | 22, at LSU, 1/24 |
| | 12 at Vanderbilt, 1/14 | | | |

2020-21 INDIVIDUAL SUPERLATIVES – ALL GAMES

| Category | South Carolina | Opponent |
|------------------------------|---|--|
| Points in Game | 28 by Aliyah Boston vs. Florida, 12/31 | 32 by Rhyne Howard, at Kentucky, 1/10 32 by Ashley Joens, at Iowa State, 12/6 |
| Points in a Half | 23 by Destanni Henderson vs. Gonzaga, 2nd, 11/21 | 19 by Rhyne Howard, at Kentucky, 1/10 19 by Jordan Lewis, at Alabama, 2nd, 1/4 |
| Points in a Quarter | 15 by Aliyah Boston vs. Florida, 12/31 | 13 by Jordan Lewis, at Alabama, 3rd, 1/4 |
| Field Goals Made | 11 by Aliyah Boston vs. Arkansas, 1/18 11 by Aliyah Boston vs. Florida, 12/31 | 14 by Paige Bueckers, at UConn, 2/8 |
| Field Goal Attempts | 18 by Aliyah Boston vs. Florida, 12/31 | 26 by Paige Bueckers, at UConn, 2/8 |
| FG Percentage | .900 (9-10) by Victoria Saxton at Vanderbilt, 1/14 | .778 (7-9) by Jenn Wirth, vs. Gonzaga, 11/29 |
| 3-Point FG Made | 5 by Zia Cooke vs. Temple, 12/17 | 4 by Cierra Walker, vs. Gonzaga, 11/29 |
| 3-Point FG Attempts | 7 by Destanni Henderson at LSU, 1/24 7 by Zia Cooke vs. Temple, 12/17 7 by Zia Cooke vs. South Dakota, 11/28 | 9 by Chelsea Wooten, Charleston, 11/25 |
| 3-Point FG Percentage | 1.000 (3-3) by Destanni Henderson vs. Alabama, 1/31 | .667 (4-6) by Cierra Walker, vs. Gonzaga, 11/29 |
| Free Throws Made | 10 by Destanni Henderson vs. Gonzaga, 11/29 | 9 by Jordan Lewis, at Alabama, 1/4 |
| Free Throw Attempts | 13 by Destanni Henderson vs. Gonzaga, 11/29 | 11 by Jordan Lewis, at Alabama, 1/4 |
| FT Percentage | 1.000 (6-6) by Zia Cooke at Mississippi State, 1/28 1.000 (6-6) by Zia Cooke vs. Florida, 12/31 | 1.000 (8-8) by Ashley Joens, at Iowa State, 12/6 1.000 (8-8) by Elissa Cunane, NC State, 12/3 |
| Rebounds | 16 by Aliyah Boston vs. Arkansas, 1/18 16 by Aliyah Boston vs. Florida, 12/31 | 12 by Jakia Brown-Turner, NC State, 12/3 12 by Kayla Jones, NC State, 12/3 12 by Hannah Sjerven, vs. South Dakota, 11/28 |
| Assists | 10 by Destanni Henderson vs. Arkansas, 1/18 | 7 by Jill Townsend, vs. Gonzaga, 11/29 7 by Liv Korngable, vs. South Dakota, 11/28 |
| Steals | 4 by Destanni Henderson, vs. Missouri, 2/11 4 by Laeticia Amihere vs. Georgia, 1/21 4 by Aliyah Boston vs. South Dakota, 11/28 4 by Destanni Henderson vs. Charleston, 11/25 | 6 by Paige Bueckers, at UConn, 2/8 |
| Blocked Shots | 10 by Aliyah Boston vs. Georgia, 1/21 | 4 by Elissa Cunane, NC State, 12/3 |
| Turnovers | 8 by Destanni Henderson at UConn, 2/8 | 6 by Kiara Smith, Florida, 12/31 |

2020-21 INDIVIDUAL SUPERLATIVES – SEC GAMES

| Category | South Carolina | Opponent |
|------------------------------|--|--|
| Points in Game | 28 by Aliyah Boston vs. Florida, 12/31 | 32 by Rhyne Howard, at Kentucky, 1/10 |
| Points in a Half | 19 by Aliyah Boston vs. Florida, 1st, 12/31 | 19 by Rhyne Howard, at Kentucky, 1/10 19 by Jordan Lewis, at Alabama, 2nd, 1/4 |
| Points in a Quarter | 15 by Aliyah Boston vs. Florida, 12/31 | 13 by Jordan Lewis, at Alabama, 3rd, 1/4 |
| Field Goals Made | 11 by Aliyah Boston vs. Arkansas, 1/18 11 by Aliyah Boston vs. Florida, 12/31 | 13 by Rhyne Howard, at Kentucky, 1/10 |
| Field Goal Attempts | 18 by Aliyah Boston vs. Florida, 12/31 | 25 by Rhyne Howard, at Kentucky, 1/10 |
| FG Percentage | .900 (9-10) by Victoria Saxton at Vanderbilt, 1/14 | .538 (7-13) by Tiara Young, at LSU, 1/24 |
| 3-Point FG Made | 3 by Zia Cooke at Auburn, 2/4 3 by Destanni Henderson vs. Alabama, 1/31 3 by Brea Beal, 2x, vs. Arkansas, 1/18 and at Vandy, 1/14 3 by Aliyah Boston vs. Florida, 12/31 | 3, five times, most recently, by Shug Dickson, Missouri, 2/11 |
| 3-Point FG Attempts | 7 by Zia Cooke at Auburn, 2/4 7 by Destanni Henderson at LSU, 1/24 | 7 by Jasmine Walker, vs. Alabama, 1/31 7 by Jasmine Walker, at Alabama, 1/4 |
| 3-Point FG Percentage | 1.000 (3-3) by Destanni Henderson vs. Alabama, 1/31 | .667 (2-3) by Lauren Hansen, Missouri, 2/11 .667 (2-3) by Myah Taylor, at Mississippi State, 1/28 |
| Free Throws Made | 6 by Zia Cooke at Mississippi State, 1/28 6 by Destanni Henderson at Kentucky, 1/10 6 by Zia Cooke vs. Florida, 12/31 | 9 by Jordan Lewis, at Alabama, 1/4 |
| Free Throw Attempts | 7 by Aliyah Boston at LSU, 1/24 7 by Destanni Henderson at Kentucky, 1/10 7 by LeLe Grissett at Alabama, 1/4 7 by Victoria Saxton at Alabama, 1/4 | 11 by Jordan Lewis, at Alabama, 1/4 |
| FT Percentage | 1.000 (6-6) by Zia Cooke at Mississippi State, 1/28 1.000 (6-6) by Zia Cooke vs. Florida, 12/31 | 1.000 (6-6) by Rhyne Howard, at Kentucky, 1/10 |
| Rebounds | 16 by Aliyah Boston vs. Arkansas, 1/18 16 by Aliyah Boston vs. Florida, 12/31 | 10 by Aijha Blackwell, Missouri, 2/11 10 by Jessika Carter, at Mississippi State, 1/28 |
| Assists | 10 by Destanni Henderson vs. Arkansas, 1/18 | 5 by Myah Taylor, at Mississippi State, 1/28 5 by Destiny Slocum, vs. Arkansas, 1/18 5 by Kiara Smith, Florida, 12/31 |
| Steals | 4 by Destanni Henderson, vs. Missouri, 2/11 4 by Laeticia Amihere vs. Georgia, 1/21 | 5 by Robyn Benton, at Kentucky, 1/10 |
| Blocked Shots | 10 by Aliyah Boston vs. Georgia, 1/21 | 3 by Jessika Carter, at Mississippi State, 1/28 3 by Amber Ramirez, vs. Arkansas, 1/18 3 by Ariyah Copeland, at Alabama, 1/4 |
| Turnovers | 6 by Destanni Henderson at LSU, 1/24 6 by Destanni Henderson at Kentucky, 1/10 | 6 by Kiara Smith, Florida, 12/31 |

THE LAST TIME...

INDIVIDUAL

Scored 50 Points

South Carolina 51, Jocelyn Penn vs. Stetson, 1/4/03
Opponent Never

Scored 40 Points

South Carolina 51, Jocelyn Penn vs. Stetson, 1/4/03
Opponent 46, Cornelia Gayden, LSU, 1/14/95

Scored 30 Points

South Carolina 31, Te'a Cooper vs. Drake, 11/28/18
Opponent 31, Paige Bueckers, at UConn, 2/8/21

Grabbed 20 Rebounds

South Carolina 25, Aliyah Boston vs. Arkansas, 1/9/20
Opponent 24, Teaira McCowan, at Mississippi State, 1/17/19

Grabbed 15 Rebounds

South Carolina 16, Aliyah Boston vs. Arkansas, 1/18/21
Opponent 18, Kiah Gillespie, Florida State, 3/24/19

Two Players with 20 or More Points

South Carolina Destanni Henderson 22/Aliyah Boston 20 at Kentucky, 1/10/21
Opponent Alexis Tolefree 22/Amber Ramirez 20, Arkansas, 1/9/20

Two Players with 10 or More Rebounds

South Carolina Aliyah Boston 15 / Brea Beal 10 at UConn, 2/8/21
Opponent Jakia Brown-Turner 12/Kayla Jones 12, NC State, 12/3/20

Three or More Players with 10 or More Rebounds

South Carolina A. Boston 12/V. Saxton 12/L. Amihere 11/L. Grissett 10 vs. Charleston, 11/25/20
Opponent W. Rolle 12/J. Breland 10/L. Broomfield 10, vs. North Carolina, 12/19/10

Had 10 Assists

South Carolina 10, Destanni Henderson vs. Arkansas, 1/18/21
Opponent 12, Channise Lewis, Maryland, 11/18/18

Had Five Steals

South Carolina 5, Destanni Henderson at Temple, 12/7/19
Opponent 5, Robyn Benton, at Kentucky, 1/10/21

Had Five Blocked Shots

South Carolina 10, Aliyah Boston vs. Georgia, 1/21/21
Opponent 9, Ae'Rianna Harris, Purdue, 12/15/19

Had 20 Points and 20 Rebounds

South Carolina Aja Wilson (27 pts/24 rebs) vs. LSU, 2/22/18
Opponent Teaira McCowan (26 pts/24 rebs) at Mississippi State, 1/17/19

Had a Double-Double

South Carolina Aliyah Boston (11 pts/12 rebs) vs. Missouri, 2/11/21
Opponent Jessica Carter (12 pts/10 rebs), at Mississippi State, 1/28/21

Two Players had a Double-Double

South Carolina Aliyah Boston (26 pts/16 rebs) / Destanni Henderson (14 pts/10 assts) vs. Arkansas, 1/18/21
Opponent J. Brown-Turner (11 pts/12 rebs)/Kayla Jones (16 pts/12 rebs), NC State, 12/3/20

Three or More Players had a Double-Double

South Carolina L. Amihere (11 pts/11 rebs) / A. Bason (11 pts/12 rebs) / L. Grissett (13 pts/10 rebs) / V. Saxton (19 pts/12 rebs) vs. Charleston, 11/25/20
Opponent Shakira Austin (10 pts/16 rebs) / Kaila Charles (17 pts/10 rebs) / Channise Lewis (10 pts/12 assts), Maryland, 11/18/18

Had a Triple-Double

South Carolina Aliyah Boston (16 pts/11 rebs/10 blks) vs. Georgia, 1/21/21
Opponent Never

TEAM

Scored 100 Points

South Carolina 104 vs. Arkansas, 1/18/21
Opponent 103, Clemson, 11/21/03

Won by 30 or More Points

South Carolina 106-43 (63) at Vanderbilt, 1/14/21
Opponent 66-34 (32), Georgia, 3/4/11

Shot 65% or Better from the Field

South Carolina .667 (36-54) at Vanderbilt, 1/18/18
Opponent Never

Shot 60% or Better from the Field

South Carolina .603 (35-58) at Georgia, 1/26/20
Opponent .604 (29-48), Vanderbilt, 1/18/01

Shot 50% or Better from the Field

South Carolina .508 (31-61) vs. Alabama, 1/31/21
Opponent .527 (29-55), vs. Gonzaga, 11/29/20

No Players in Double-Figure Points

South Carolina at Auburn, 1/19/12
Opponent Charleston, 11/25/20

Five Players in Double-Figure Points

South Carolina vs. Temple, 12/17/20
Opponent at Alabama, 1/5/20

More Than Five Players in Double-Figure Points

South Carolina 7 vs. Charleston, 11/25/20
Opponent 6 Maryland, 11/18/18

Faced AP Top-25 Opponent

Win 75-52 at No. 21 Mississippi State, 1/28/21
Loss 57-71 vs. No. 17 Indiana, 11/28/19

Faced AP Top-10 Opponent

Win 75-70 at No. 10 Kentucky, 1/10/21
Loss 46-54 vs. No. 8 NC State, 12/3/20

Faced AP Top-5 Opponent

Win 70-52 vs. No. 5 UConn, 2/10/20
Loss 59-63 at No. 2 UConn, 2/8/21

Faced AP No. 1 Team

Win Never
Loss 68-93 vs. Baylor, 3/30/19

Overtime Game

Win 58-55 vs. Drexel, 11/28/12
Loss 59-63 at No. 2/5 UConn, 2/8/21

Double-Overtime Game

Win 82-73 at Purdue, 12/16/18
Loss 92-94 at Clemson, 11/19/09

South Carolina Was Ranked (AP Poll)

No. 1 2/8/21
Top 5 No. 2, 2/1/21
Top 10 No. 6, 12/2/19
Top 25 No. 15, 3/19/19

SOUTH CAROLINA SINGLE-QUARTER RECORDS

| TEAM | |
|---|---------------------|
| Scoring | |
| Most | Points |
| 1. vs. Saint Peter's, 11/22/16, 1st qtr. | 37 |
| 2. at Vanderbilt, 1/12/20, 3rd qtr. vs. Alabama State, 3rd qtr. | 36 |
| 4. vs. App State, 11/17/19, 1st qtr. vs. Arkansas, 3/8/19, 3rd qtr. at Arkansas, 2/3/19, 4th qtr. vs. Arkansas, 1/3/16, 2nd qtr. | 35 |
| Fewest | Points |
| 1. vs. App State, 12/5/18, 4th qtr. | 5 |
| 2. vs. Indiana, 11/28/19, 4th qtr. vs. St. John's, 11/25/17, 2nd qtr. vs. Stanford, 3/31/17, 2nd qtr. vs. UCLA, 12/18/16, 1st qtr. | 6 |
| Fewest Allowed | Points |
| 1. at Vanderbilt, 1/14/21, 2nd qtr. at Ole Miss, 1/30/20, 1st qtr. | 0 |
| 3. vs. UConn, 2/10/20, 1st qtr. | 2 |
| 4. vs. App State, 11/17/19, 1st qtr. vs. Belmont, 3/22/19, 2nd qtr. vs. Savannah State, 12/17/17, 3rd qtr. | 3 |
| Most Allowed | Points |
| 1. vs. Baylor, 12/2/18, 1st qtr. at Maryland, 11/13/17, 4th qtr. vs. Kentucky, 2/26/17, 4th qtr. | 32 |
| 4. vs. Arkansas, 3/8/19, 3rd qtr. vs. Connecticut, 3/26/18, 1st qtr. vs. Syracuse, 3/25/16, 4th qtr. | 30 |
| Margin of Difference | |
| Lead | Score Margin |
| 1. vs. Alabama State, 11/5/19, 3rd qtr. | 36-9 +37 |
| 2. vs. App State, 11/17/19, 1st qtr. | 35-3 +32 |
| 3. vs. Charleston, 11/25/20, 3rd qtr. vs. USC Upstate, 11/21/19, 3rd atr. vs. Arkansas, 1/3/16, 2nd qtr. | 34-8 +26 |
| 5. vs. Saint Peter's, 11/22/16, 1st qtr. | 37-12 +25 |
| Deficit | Score Margin |
| 1. vs. UConn, 2/1/18, 2nd qtr. | 8-29 -21 |
| 2. at Tennessee, 2/15/18, 3rd qtr. | 9-29 -20 |
| 3. vs. Baylor, 12/2/18, 1st qtr. at Mississippi State, 2/5/18, 4th qtr. | 13-32 -19 |
| 5. vs. Indiana, 11/28/19, 4th qtr. vs. Connecticut, 3/26/18, 1st qtr. | 6-24 -18 |
| 12-30 -18 | |
| Field Goals | |
| Made | FGM |
| 1. at Florida, 2/27/20, 1st qtr. vs. Saint Peter's, 11/22/16, 1st qtr. | 15 |
| 3. vs. App State, 11/17/19, 1st qtr. vs. Notre Dame, 11/26/17, 4th qtr. vs. Arkansas, 1/3/16, 2nd qtr. | 14 |
| Attempts | FGA |
| 1. vs. Arkansas, 3/7/20, 4th qtr. | 28 |
| 2. vs. Arkansas, 1/9/20, 3rd qtr. | 25 |
| 3. at Alabama, 1/4/21, 3rd qtr. vs. South Dakota, 11/28/20, 2nd vs. Charleston, 11/25/20, 3rd | 24 |

| | | | |
|--|--|--------------|---------------|
| Highest Percentage | | FGM-A | Pct |
| 1. vs. Kentucky, 3/5/16, 4th qtr. | | 11-13 | .846 |
| 2. at Kentucky, 1/21/18, 3rd qtr. | | 9-11 | .818 |
| 3. vs. Belmont, 3/22/19, 3rd qtr. vs. Quinnipiac, 3/25/17, 3rd qtr. | | 13-16 | .813 |
| 5. vs. Charleston, 11/25/20, 2nd qtr. vs. Hampton, 12/16/15, 3rd qtr. | | 12-15 | .800 |
| | | 8-10 | .800 |
| Lowest Percentage | | FGM-A | Pct |
| 1. vs. Georgia, 1/12/17, 2nd qtr. | | 1-12 | .083 |
| 2. vs. NC State, 12/3/20, 2nd qtr. | | 2-19 | .105 |
| 3. at Iowa State, 12/6/20, 4th atr. | | 1-9 | .111 |
| 4. vs. UCLA, 12/18/16, 1st qtr. | | 2-15 | .133 |
| 5. vs. Stanford, 3/31/17, 2nd qtr. | | 2-14 | .143 |
| Lowest Percentage Allowed | | FGM-A | Pct |
| 1. at Vanderbilt, 1/14/21, 2nd qtr. at Ole Miss, 1/30/20, 1st qtr. vs. Purdue, 12/15/19, 4th qtr. | | 0-16 | .000 |
| 4. vs. App State, 11/17/19, 1st qtr. vs. CofC, 12/5/17, 2nd qtr. vs. St. John's, 11/25/17, 1st qtr. | | 0-9 | .000 |
| | | 0-8 | .000 |
| | | 1-18 | .056 |
| | | 1-18 | .056 |
| | | 1-17 | .059 |
| Highest Percentage Allowed | | FGM-A | Pct |
| 1. vs. Drake, 11/24/18, 2nd qtr. | | 11-13 | .846 |
| 2. at LSU, 1/15/17, 2nd qtr. | | 9-12 | .750 |
| 3. vs. Tennessee, 1/14/18, 2nd qtr. vs. Quinnipiac, 3/25/17, 2nd qtr. | | 8-11 | .727 |
| 5. vs. Connecticut, 3/26/18, 2nd qtr. at Missouri, 1/7/18, 4th qtr. | | 8-11 | .727 |
| | | 10-14 | .714 |
| | | 5-7 | .714 |
| Rebounding | | | |
| Total | | Rebs | |
| 1. vs. Arkansas, 3/7/20, 4th qtr. | | 28 | |
| 2. vs. Charleston, 11/25/20, 3rd qtr. | | 22 | |
| 3. vs. Charleston, 11/25/20, 1st qtr. at Ohio State, 11/14/16, 1st qtr. | | 20 | |
| 5. vs. Temple, 12/17/20, 4th qtr. vs. Arkansas, 1/9/20, 3rd qtr. vs. Arkansas, 1/9/20, 1st qtr. vs. Purdue, 12/15/19, 4th qtr. vs. CofC, 12/5/17, 1st qtr. | | 19 | |
| | | 19 | |
| | | 19 | |
| | | 19 | |
| | | 19 | |
| | | 19 | |
| Margin | | Rebs | Margin |
| 1. vs. Charleston, 11/25/20, 3rd qtr. | | 22-4 | +18 |
| vs. Arkansas, 3/7/20, 4th qtr. | | 21-5 | +16 |
| 3. vs. Temple, 12/17/20, 4th qtr. at Alabama, 2/22/16, 4th qtr. | | 19-4 | +15 |
| 5. vs. Arkansas, 1/25/18, 1st qtr. vs. Clemson, 12/15/16, 2nd qtr. | | 18-3 | +15 |
| | | 18-4 | +14 |
| | | 18-4 | +14 |

INDIVIDUAL

| | |
|---|---------------|
| Scoring | |
| Most | Points |
| 1. Kaela Davis at Auburn, 1/5/17, 1st qtr. | 19 |
| 2. A'ja Wilson vs. Notre Dame, 11/26/17, 4th qtr. | 18 |
| 3. Alexis Jennings at Florida, 2/17/19, 3rd qtr. | 17 |
| 4. Aliyah Boston vs. Florida, 12/31/20, 2nd qtr. Herbert Harrigan vs. Texas A&M, 3/1/20, 1st qtr. Kaela Davis vs. Quinnipiac, 3/25/17, 3rd qtr . Tina Roy vs. Arkansas, 1/3/16, 3rd qtr. | 15 |
| | 15 |
| | 15 |
| | 15 |
| Rebounding | |
| Most | Rebs |
| 1. Le'Lea Grissett at Vanderbilt, 1/14/21, 4th qtr. | 9 |
| Aliyah Boston vs. UConn, 2/10/20, 1st qtr. | 9 |
| Aliyah Boston vs. Arkansas, 1/9/20, 1st atr. | 9 |
| Alaina Coates at Arkansas, 2/5/17, 1st qtr. | 9 |
| Alaina Coates at Georgia, 1/26/17, 2nd qtr . | 9 |



Notables

- 5-Time National Attendance Leader (2015-present)
- NCAA Tournament Host in 2015, 2016, 2017, 2018
- 81 consecutive regular-season games with at least 10,000 fans (Jan. 2, 2015) – overall streak, including postseason games, is 46 (Nov. 10, 2017)
- 5 official sellouts (18,000) since 2015-16 season
- 2 undefeated seasons at home
- Longest home win streak – 45 games (2/24/13-2/4/16)

Great Gamecock Fans

| | |
|--------|---------------------------|
| 18,000 | UConn, 2/10/20 |
| 18,000 | Mississippi State, 3/3/19 |
| 18,000 | UConn, 2/1/18 |
| 18,000 | Kentucky, 2/26/17 |
| 18,000 | UConn, 2/8/16 |
| 17,712 | Clemson, 11/22/02* |
| 17,156 | Kentucky, 1/11/15 |
| 16,815 | Ohio State, 11/13/15 |
| 16,465 | Auburn, 1/2/15 |
| 16,429 | Duke, 12/6/15 |

* Inaugural Night of Colonial Life Arena

Year-by-Year Record

| Year | Record | Pct. | Att. Avg. |
|-------------------|---------------|-------------|---------------|
| 2002-03 | 14-2 | .875 | 3,244 |
| 2003-04 | 5-6 | .455 | 1,828 |
| 2004-05 | 8-9 | .471 | 1,764 |
| 2005-06 | 12-5 | .706 | 1,455 |
| 2006-07 | 15-5 | .750 | 1,845 |
| 2007-08 | 12-6 | .667 | 1,802 |
| 2008-09 | 6-9 | .400 | 2,793 |
| 2009-10 | 7-5 | .583 | 3,442 |
| 2010-11 | 14-5 | .737 | 2,996 |
| 2011-12 | 12-3 | .800 | 3,139 |
| 2012-13 | 12-3 | .800 | 4,082 |
| 2013-14 | 16-0 | 1.000 | 6,371 |
| 2014-15 | 16-0 | 1.000 | 12,293 |
| 2015-16 | 16-1 | .941 | 14,364 |
| 2016-17 | 15-1 | .938 | 12,277 |
| 2017-18 | 15-2 | .882 | 13,239 |
| 2018-19 | 11-4 | .733 | 11,539 |
| 2019-20 | 14-0 | 1.000 | 11,805 |
| 2020-21 | 7-1 | .875 | 3,500* |
| Total | 227-67 | .772 | 6,127* |
| Staley Era | 161-34 | .826 | 8,195* |

* 2020-21 attendance not counted in average due to COVID-19 regulation restrictions

In women's basketball, Colonial Life Arena has become one of the most feared places to play as enormous crowds fill the building with passion for the Gamecocks.

The state of South Carolina has rallied around head coach Dawn Staley's program in unprecedented numbers as the Gamecocks have led the nation in average attendance in each of the last six seasons. The Gamecocks were one of a few programs to finish the season averaging over 10,000 fans and boast five sellouts (18,000) in the last five seasons.

Colonial Life Arena is more than just the home of South Carolina men's and women's basketball, though. It is also a thriving entertainment venue that the city of Columbia and its surrounding metropolitan area are able to enjoy throughout the year.

Colonial Life Arena is the largest arena in the state of South Carolina with 18,000 seats, and the 10th-largest on-campus basketball facility in the nation. Located on the beautiful University of South Carolina campus, this one-of-a-kind facility features 41 suites, four entertainment suites, and the Frank McGuire Club, a full-service hospitality room that has a capacity of 300. The state-of-the-art facility also features plush seating, a technologically advanced sound system and a one-of-a-kind selection of unique concession foods that will delight fans of all ages.

In Summer 2017, a 12-display center-hung video board and ribbon boards were added to the arena bowl at a cost of \$4.2 million. The center-hung board features four convex-curved main displays that measure approximately 12' x 20' and can show any combination of live video, instant replays, statistics and game information, graphics and animations, and sponsorship messages.

The Arena has hosted numerous sold out shows, including Barnum and Bailey Circus, Paul McCartney, country superstars Kenny Chesney and Taylor Swift, WWE Wrestling, Kanye West and numerous other acts.

The largest building ever constructed at the University of South Carolina at 342,000 square feet, the Arena has an intimate double-deck design that puts every seat close to the action. The cantilever of the upper deck over the lower deck extends further than any other arena of its size with great sight lines.

Two spacious locker rooms for Gamecock men's and women's basketball include team meeting rooms, recruiting rooms, coaches locker rooms and an athletic training room.

"It is a beautiful thing to see unfold because a lot of people really didn't think it could get done. I tip my hat to Gamecock Nation for making this a wonderful place and creating a home court advantage that allows us to win close basketball games."

– South Carolina Head Coach Dawn Staley



DAWN STALEY

Head Coach

13th Season at South Carolina

Catapulting South Carolina into the national spotlight, Dawn Staley has made the Gamecocks a mainstay in the battle for SEC and national championships. In 2017-18, she capped her first decade in Garnet and Black by leading her team to its fourth-straight SEC Tournament title, the first four-peat champion in league history, and celebrating the program's first National Player of the Year and No. 1 WNBA Draft pick in Aja Wilson. Staley's staff has signed two No. 1 recruiting classes in the last three seasons (2019, 2021) and finished the 2019-20 season as the unanimous No. 1 team in the country.

Staley's 12 seasons at the helm of the Gamecocks include:

- 2017 NCAA National Championship
- 163 consecutive weeks ranked in the AP Top 25, including 92 weeks in the top five
- Eight 25-win seasons, including four 30-win campaigns led by a school-record 34 victories in 2014-15
- Five SEC regular-season championships (2014, 2015, 2016, 2017, 2020)
- Five SEC Tournament titles (2015, 2016, 2017, 2018, 2020)
- Six NCAA Attendance titles, averaging over 10,000 fans each season (2015, 2016, 2017, 2018, 2019, 2020)

While her coaching career is in full bloom, Staley is still recognized for her body of work as a one of the most decorated participants in United States women's basketball history. The Naismith Memorial Basketball Hall of Fame solidified that legacy with her enshrinement as part of the Class of 2013. The Phoenix Club of Philadelphia established the Dawn Staley Award recognizing the nation's top guard in women's Division I basketball in 2013 as well. Staley was inducted into the Women's Basketball Hall of Fame as part of the Class of 2012.

In her 21st season as a head coach, Staley has led her teams to 10 25-win seasons, a total of 16 postseason appearances (two WNIT) and 113 weeks in the Associated Press top 10, including 24 in the No. 1 spot. Also a force in USA Basketball, she was named the U.S. Women's National Team head coach for 2017-21, already leading the U.S. to 2018 FIBA World Cup gold to earn USAB National Coach of the Year honors. Prior to that appointment, Staley led three other U.S. teams to gold medals – 2015 FIBA U19 World Championships, 2014 FIBA U18 Americas Championship, 2007 Pan Am Games – and served as an assistant on the Senior National Team 2006-08 and again 2014-16, during which the U.S. claimed gold in the 2014 FIBA World Championship and the 2008 and 2016 Olympics.

At the helm of the Gamecocks over the last 12 seasons, Staley has twice been named National Coach of the Year (2014, 2020) with her 2020 unanimous selection making her the first former Naismith Player of the Year to earn the Naismith Coach of the Year award. She is a four-time SEC Coach of the Year and was the 2012 BCA Female Coach of the Year. She is the only Gamecock basketball coach – men's or women's – to amass 300 victories at South Carolina and became the fastest coach to 200 wins in program history, needing just 277 games at South Carolina to reach the plateau.

Staley has coached a National Player of the Year (Aja Wilson, 2018) and a National Freshman of the Year (Aliyah Boston, 2020). Under her leadership, Six Gamecocks have collected 12 All-America selections, two have picked up five SEC Player of the Year honors, three have earned SEC Defensive Player of the Year recognition a total of four times, one has been the SEC 6th Player of the Year and six were named SEC Freshman of the Year. She has coached 17 Gamecocks to All-SEC honors a combined 32 times, including 14 first-team selections, and eight Gamecocks have been selected in the WNBA Draft in the last five seasons, including 2018 No. 1 pick Aja Wilson who went on to earn WNBA Rookie of the Year honors a year after Allisha Gray became the first Gamecock to capture the honor in 2017. Two other Gamecock draftees earned WNBA All-Rookie Team honors as well.

On Staley's watch, the Gamecocks are enjoying the most sustained success in program history. After posting back-to-back 25-win seasons in 2011-12 and 2012-13 for the first time in more than 30 years, the 2014-15 team broke the school record with 34 wins. South Carolina won more SEC games than the season before in each of her first seven seasons, culminating in the 2015-16 team recording just the second 16-0 conference record in league history. Her Gamecocks are the only SEC program with multiple 16-0 seasons in league history after they matched that mark in 2019-20. Staley's 138 SEC wins account for 68.3 percent of the program's total 202 wins over its 28 seasons in the league. She has delivered the only five SEC championships in program history, and she has helped the Gamecocks to nine of the program's 10 top-four finishes in the league.

YEAR-BY-YEAR AT SOUTH CAROLINA

| Year | School | Record | Conf. Rec. | Conf. Finish | Postseason |
|------------------|--------------------|----------------|---------------|----------------------|---|
| 2008-09 | South Carolina | 10-18 | 2-12 | 11th | |
| 2009-10 | South Carolina | 14-15 | 7-9 | T-7th | |
| 2010-11 | South Carolina | 18-15 | 8-8 | T-5th | WNIT 2nd Round |
| 2011-12 | South Carolina | 25-10 | 10-6 | T-4th | NCAA Sweet 16 |
| 2012-13 | South Carolina | 25-8 | 11-5 | T-4th | NCAA 2nd Round |
| 2013-14 | South Carolina | 29-5 | 14-2 | 1st | NCAA Sweet 16 |
| 2014-15 | South Carolina | 34-3 | 15-1 | T-1st | SEC Tourn. Champ./NCAA Final Four |
| 2015-16 | South Carolina | 33-2 | 16-0 | 1st | SEC Tourn. Champ./NCAA Sweet 16 |
| 2016-17 | South Carolina | 33-4 | 14-2 | 1st | SEC Tourn. Champ./NCAA Champ. |
| 2017-18 | South Carolina | 29-7 | 12-4 | T-2nd | SEC Tourn. Champ./NCAA Elite Eight |
| 2018-19 | South Carolina | 23-10 | 13-3 | 2nd | NCAA Sweet 16 |
| 2019-20 | South Carolina | 32-1 | 16-0 | 1st | SEC Tourn. Champ./NCAA cancelled |
| 2020-21 | South Carolina | 16-2 | 11-0 | | |
| At SC | 13th season | 321-100 | 149-52 | 5 SEC Titles | 5 SEC Tourn. Titles, 1 NCAA Title, 7 Sweet 16s |
| At Temple | 8 seasons | 172-80 | 100-25 | 3 A-10 Titles | 4 A-10 Tourn. Titles, 6 NCAA appearances |
| Career | 21st season | 493-180 | 24-77 | | |

QUICK FACTS

Coaching Highlights

College

- 14 NCAA Tournament Appearances (8 at South Carolina)
- NCAA National Champion (2017)
- 15 20-Win Seasons (9 at South Carolina)
- 6 Regular-Season Conference Titles (SEC 2014, 2015, 2016, 2017, 2020; A-10 2008)
- 9 Conference Tournament Titles (SEC 2015, 2016, 2017, 2018, 2020; A-10 2002, 2004, 2005, 2006)
- National Coach of the Year (ESPN, AP, WBCA, Naismith, USBWA), 2020
- 3-time Naismith National Coach of the Year Finalist (2014, 2015, 2016)
- Basketball Times National Coach of the Year (2014)
- 4-time WBCA Region Coach of the Year (Region 3 2014, 2015, 2016; Region 1 2005)
- Six-time Conference Coach of the Year (SEC 2014, 2015, 2016, 2020; A-10 2004, 2005)

USA Basketball

- Senior National Team Head Coach (2017-present) – FIBA AmeriCup gold medal (2019), FIBA World Cup gold medal (2018), National Coach of the Year (2018)
- Senior National Team Asst. Coach (2006-08, 2014-16) – Rio Olympics gold medal (2016), FIBA World Championship gold medal (2014), Beijing Olympics gold medal (2008), FIBA Americas Championship gold medal (2007), FIBA World Championship bronze medal (2006)
- U19 National Team Head Coach – FIBA U19 World Championship gold medal (2015), co-National Coach of the Year (2015)
- U18 National Team Head Coach – FIBA U18 Americas Championship gold medal (2014)
- Pan Am Games Head Coach – Gold medal (2007)

Playing Highlights

U.S. Professional – 11 seasons

- Five-time WNBA All-Star (2001, 2002, 2003, 2005, 2006)
- Two-time ABL All-Star (1997, 1998)
- WNBA All-Decade Team

USA Basketball

- Olympic gold medalist (1996, 2000, 2004)
- Flag bearer for U.S. in Olympic Games Opening Ceremony (2004)
- Two-time USA Basketball Female Athlete of the Year (1994, 2004)

College – Virginia (1989-92)

- Kodak All-America (1990, 1991, 1992)
- Honda-Broderick Cup Award for Collegiate Female Athlete of the Year (1991)
- Two-time ACC Player of the Year (1991, 1992)
- NCAA Tournament MOP (1991)

Other Notables

- Naismith Memorial Basketball Hall of Fame, Class of 2013
- Order of the Palmetto Recipient (2013)
- Women's Basketball Hall of Fame, Class of 2012

STALEY-ERA TEAM RECORDS

Scoring

| Most | Points |
|---------------------------------|--------|
| 1. vs. Charleston, 11/25/20 | 119 |
| 2. vs. Savannah State, 12/14/14 | 111 |
| 3. at Vanderbilt, 1/14/21 | 106 |
| 4. vs. Arkansas, 1/18/21 | 104 |
| 5. at Alabama, 1/8/15 | 102 |

| Fewest | Points |
|----------------------------------|--------|
| 1. at Stanford, 11/26/10 | 32* |
| 2. vs. Georgia, 3/4/11 | 34 |
| 3. vs. Mississippi State, 3/5/09 | 39 |
| 4. at Georgia, 1/13/13 | 40 |
| 5. at Mississippi State, 2/26/09 | 41 |

| Fewest Allowed | Points |
|---------------------------------------|--------|
| 1. vs. South Carolina State, 12/14/11 | 21 |
| 2. vs. Presbyterian, 11/27/11 | 24 |
| 3. vs. NC Central, 12/1/14 | 26 |
| vs. SC State, 12/22/13 | 26 |
| 5. vs. NC Central, 12/2/13 | 27 |

| Most Allowed | Points |
|----------------------------|--------|
| 1. at Connecticut, 2/11/19 | 97 |
| 2. vs. Arkansas, 3/8/19 | 95 |
| 3. vs. Baylor, 12/2/18 | 94 |
| vs. Connecticut, 3/26/18 | 94 |
| at Clemson, 11/19/09 | 94 |

Margin of Outcome

| Victory | Score | Margin |
|-------------------------------------|--------|--------|
| 1. vs. Charleston, 11/25/20 | 119-38 | +81 |
| 2. vs. Charleston Southern, 11/8/13 | 99-29 | +70 |
| 3. vs. Alabama State, 11/10/17 | 99-31 | +68 |
| vs. NC Central, 12/1/14 | 90-26 | +64 |
| 5. at Vanderbilt, 1/14/21 | 106-43 | +63 |

| Defeat | Score | Margin |
|-----------------------------|-------|--------|
| 1. at Stanford, 11/26/10 | 32-70 | -38 |
| 2. vs. Georgia, 3/4/11 | 34-66 | -32 |
| 3. vs. Stanford, 12/19/08 | 47-78 | -31 |
| 4. at Penn State, 11/21/10 | 48-78 | -30 |
| 5. vs. Connecticut, 3/26/18 | 65-94 | -29 |
| vs. Connecticut, 12/28/08 | 48-77 | -29 |

Field Goals

| Made | FGM |
|----------------------------------|-----|
| 1. at Vanderbilt, 1/14/21 | 42 |
| vs. Charleston, 11/25/20 | 42 |
| 3. vs. Arkansas, 1/18/21 | 40 |
| 4. vs. Temple, 12/17/20 | 39 |
| vs. Savannah State, 12/17/17 | 39 |
| vs. Western Carolina, 11/30/17 | 39 |
| vs. Charleston Southern, 11/8/13 | 39 |

| Attempts | FGA |
|---------------------------|-----|
| 1. vs. Arkansas, 3/7/20 | 82 |
| 2. at Arkansas, 2/3/19 | 80 |
| 3. vs. Florida, 12/31/20 | 79 |
| 4. at Vanderbilt, 1/14/21 | 76 |
| vs. Penn State, 11/20/11 | 76 |

| Highest Percentage (Min. 40 FGA) | FGM-A | Pct |
|----------------------------------|-------|------|
| 1. at Vanderbilt, 1/18/18 | 36-54 | .667 |
| 2. vs. Savannah State, 3/20/15 | 34-53 | .642 |
| 3. at Alabama, 1/8/15 | 37-58 | .638 |
| 4. vs. Kentucky, 2/26/17 | 34-55 | .618 |
| 5. vs. Florida State, 3/29/15 | 30-49 | .612 |

| Lowest Percentage (Min. 40 FGA) | FGM-A | Pct |
|---------------------------------|-------|------|
| 1. at Stanford, 11/26/10 | 12-55 | .218 |
| 2. vs. Georgia, 3/4/11 | 12-52 | .231 |
| 3. at Florida, 1/20/13 | 15-64 | .234 |
| 4. at Kentucky, 2/5/09 | 13-55 | .236 |
| 5. at Georgia, 1/2/11 | 13-54 | .241 |

| Lowest %age Allowed (Min. 40 FGA) | FGM-A | Pct |
|---------------------------------------|-------|------|
| 1. vs. South Carolina State, 12/14/11 | 6-48 | .125 |
| 2. vs. NC Central, 12/2/13 | 8-50 | .160 |
| 3. vs. Charleston, 11/25/20 | 13-74 | .176 |
| 4. vs. Charleston Southern, 11/8/13 | 10-54 | .185 |
| 5. vs. Arkansas, 3/6/15 | 11-57 | .193 |
| vs. Hampton, 11/22/12 | 11-57 | .193 |

| Highest %age Allowed (Min. 40 FGA) | FGM-A | Pct |
|------------------------------------|-------|------|
| 1. vs. Connecticut, 3/26/18 | 37-63 | .587 |
| 2. vs. Connecticut, 2/11/19 | 37-65 | .569 |
| 3. vs. Connecticut, 12/28/08 | 35-62 | .565 |
| vs. Florida, 1/9/11 | 26-46 | .565 |
| 5. vs. Tennessee, 1/14/18 | 31-55 | .564 |

3-Point Field Goals

| Made | 3FGM |
|-----------------------------------|------|
| 1. vs. Minnesota, 12/11/16 | 16 |
| 2. vs. Temple, 12/21/18 | 15 |
| 3. vs. Appalachian State, 12/5/18 | 14 |
| at Auburn, 1/5/17 | 14 |
| 5. at Iowa State, 12/6/20 | 13 |

| Attempts | 3FGA |
|--|------|
| 1. vs. Minnesota, 12/11/16 | 33 |
| 2. vs. Syracuse, 3/25/16 | 32 |
| 3. vs. Temple, 12/21/18 | 31 |
| 4. vs. Drake, 11/24/18 (includes overtime) | 30 |
| 5. vs. Arkansas, 3/7/20 | 29 |
| vs. Penn State, 11/20/11 | 29 |

| Percentage (Min. 5 3FGA) | 3FGM-A | Pct |
|--------------------------------|--------|------|
| 1. vs. ETSU, 11/22/18 | 11-16 | .688 |
| 2. vs. Kentucky, 2/18/18 | 6-9 | .667 |
| vs. Oregon State, 3/25/14 | 4-6 | .667 |
| vs. Ole Miss, 1/30/14 | 4-6 | .667 |
| vs. Savannah State, 12/28/13 | 4-6 | .667 |
| vs. Western Carolina, 12/29/12 | 6-9 | .667 |
| at Alabama, 1/10/10 | 8-12 | .667 |
| vs. Charlotte, 12/21/08 | 8-12 | .667 |

Free Throws

| Made | FTM |
|---------------------------------|-----|
| 1. vs. Savannah State, 12/14/14 | 34 |
| vs. Oregon State, 3/25/14 | 34 |
| 3. vs. Missouri, 1/10/16 | 32 |
| vs. Ole Miss, 1/30/14 | 32 |
| at Mississippi State, 1/6/12 | 32 |

| Attempts | FTA |
|---------------------------------|-----|
| 1. at Mississippi State, 1/6/13 | 50 |
| 2. vs. Savannah State, 12/28/13 | 48 |
| 3. vs. Charleston, 11/25/20 | 47 |
| vs. Savannah State, 12/14/14 | 47 |
| 5. vs. Missouri, 2/2/14 | 46 |

| Percentage (Min. 10 FTA) | FTM-A | Pct |
|----------------------------|-------|------|
| 1. vs. Alabama, 1/31/21 | 19-20 | .950 |
| 2. vs. Quinnipiac, 3/25/17 | 18-19 | .947 |
| 3. at Texas A&M, 2/23/17 | 15-16 | .923 |
| 4. vs. Kentucky, 2/18/18 | 23-25 | .920 |
| 5. vs. Temple, 12/21/18 | 11-12 | .917 |

Rebounding

| Total | Rebs |
|-------------------------------------|------|
| 1. vs. Charleston, 11/25/20 | 73 |
| 2. vs. Arkansas, 1/25/18 | 62 |
| vs. College of Charleston, 11/14/13 | 62 |
| 4. at Vanderbilt, 1/14/21 | 60 |
| vs. Arkansas, 3/7/20 | 60 |

| Margin | Rebs | Margin |
|---------------------------------|-------|--------|
| 1. vs. Charleston, 11/25/20 | 73-28 | +45 |
| 2. vs. Savannah State, 12/14/14 | 56-21 | +35 |
| 3. vs. Hampton, 12/16/15 | 52-19 | +33 |
| 4. at Vanderbilt, 1/14/21 | 60-28 | +32 |
| 5. vs. Arkansas, 1/25/18 | 62-31 | +31 |

| Offensive | Off. Rebs |
|-------------------------------------|-----------|
| 1. vs. Elon, 11/9/12 | 29 |
| 2. vs. Arkansas, 3/7/20 | 28 |
| 3. vs. Arkansas, 1/25/18 | 27 |
| vs. College of Charleston, 11/23/11 | 27 |
| 5. at Alabama, 1/4/21 | 26 |
| vs. Kansas, 3/25/13 | 26 |
| at Florida, 1/20/13 | 26 |

Turnovers

| Fewest | TOs |
|-------------------------------|-----|
| 1. at Tennessee, 2/2/12 | 4 |
| 2. at Ole Miss, 1/4/18 | 5 |
| vs. UNC Asheville, 3/17/17 | 5 |
| vs. Vanderbilt, 2/16/17 | 5 |
| vs. CSU Bakersfield, 11/28/15 | 5 |
| at Clemson, 11/18/15 | 5 |
| vs. Syracuse, 11/28/14 | 5 |
| vs. Tennessee, 2/23/15 | 5 |
| at Missouri, 2/28/13 | 5 |
| vs. Georgia, 3/2/12 | 5 |
| vs. Ole Miss, 3/3/11 | 5 |

| Most | TOs |
|----------------------------|-----|
| 1. at Wake Forest, 12/3/08 | 32 |
| 2. at Ole Miss, 2/25/16 | 29 |
| vs. Hampton, 11/22/12 | 29 |
| vs. Kentucky, 1/15/12 | 29 |
| 5. at Kentucky, 1/13/11 | 28 |

Assists

| | |
|----------------------------------|----|
| 1. vs. Minnesota, 12/11/16 | 29 |
| 2. vs. NC Central, 12/1/14 | 26 |
| 3. vs. Winthrop, 12/13/15 | 25 |
| vs. UNCG, 11/15/15 | 25 |
| vs. San Diego State, 11/23/14 | 25 |
| vs. Clemson, 11/20/14 | 25 |
| vs. Alabama, 1/19/14 | 25 |
| vs. Charleston Southern, 11/8/13 | 25 |

| Steals | Stals |
|----------------------------------|-------|
| 1. at Alabama State, 11/11/18 | 22 |
| 2. vs. Alabama State, 11/10/17 | 21 |
| vs. NC Central, 12/1/14 | 21 |
| vs. Furman, 12/11/11 | 21 |
| 5. vs. San Diego State, 11/23/14 | 18 |

| Blocked Shots | Blocked Shots |
|------------------------------|---------------|
| 1. vs. Clemson, 11/15/18 | 16* |
| vs. Winthrop, 12/13/15 | 16* |
| 3. vs. Arkansas, 3/6/15 | 15 |
| 4. vs. Georgia, 1/21/21 | 14 |
| at Mississippi State, 2/6/14 | 14 |
| vs. Kentucky, 1/9/14 | 14 |

* indicates also a school record



LAETICIA AMIHERE

6-4 • So. • Forward • Mississauga, Ontario

15

Career Stats at South Carolina

| Season | gp-gs | min/avg | fg-fga | pct | 3fg-fga | pct | ft-fa | pct | off | def | tot | avg | pf | fo | ast | to | blk | stl | pts | avg |
|---------|-------|----------|--------|------|---------|------|--------|------|-----|-----|-----|-----|----|----|-----|----|-----|-----|-----|-----|
| 2019-20 | 29-0 | 372/12.8 | 48-115 | .417 | 7-13 | .538 | 33-61 | .541 | 42 | 72 | 114 | 3.9 | 58 | 1 | 16 | 45 | 33 | 18 | 136 | 4.7 |
| 2020-21 | 18-1 | 328/18.2 | 44-121 | .364 | 0-8 | .000 | 32-53 | .604 | 40 | 54 | 94 | 5.2 | 38 | 1 | 18 | 37 | 19 | 14 | 120 | 6.7 |
| TOTAL | 47-1 | 700/14.9 | 92-236 | .390 | 7-21 | .333 | 65-114 | .570 | 82 | 126 | 208 | 4.4 | 96 | 2 | 34 | 82 | 52 | 32 | 256 | 5.4 |

Career Notables

- In 2019-20, showed flashes of athleticism and talent that made her the No. 10 overall recruit in the Class of 2019
- Joined team in Jan. 2019 to recover from knee injury that ended her senior year of high school early
- Was part of Team Canada the competed at the FIBA Olympic Qualifying Tournament in Belgium (Feb. 7-9, 2020), during which Canada qualified for the Tokyo Olympics

Season Highlights

- Added 15 pounds of muscle in the offseason and improved vertical jump from 22 to 28 inches, long jump from 7-8 to 8-4 and 3/4-court speed from 3.27 seconds to 2.96 seconds
- Ranks 11th in the SEC in blocked shots (1.1), tied for 11th in conference play(1.0)
- Cracked double figures for the second game in a row at Vanderbilt (Jan. 14), pouring in 11 points along with tying her career high in blocks and steals with three each
- Scored eight of her 10 points in the first half at #10/8 Kentucky (Jan. 10) to keep the game close and added her final points on a putback late in the third quarter that gave the Gamecocks their first lead of the night
- Drew her first career start against Temple (Dec. 17), scoring the first Gamecocks' first points of the game as part of her 11 in the outing for her fourth double-figure scoring game in six outings
- Hit a pair of free throws to stop an 8-2 first-quarter run at #23/18 Iowa State (Dec. 6), keeping the Gamecocks in front
- Snagged a career best 15 rebounds, seven coming on the offensive glass, against NC State (Dec. 3) to tally her second double-double of the season
- Played a career-high 31 minutes against South Dakota (Nov. 28) where she poured in 11 points off the bench
- Opened the season with her first career double-double, scoring 11 points and pulling down 11 rebounds against the College of Charleston (Nov. 25)

Awards

SEC Winter Academic Honor Roll (2019-20)
SEC Community Service Team (2019-20)

High School

WBCA All-America Honorable Mention (2019)

Team Canada

2020 FIBA Olympic Qualifying Tourn. (Belgium)
2017 FIBA U19 World Cup, bronze medal
2017 FIBA U19 World Cup, All-Tournament Team
2016 FIBA U17 FIBA World Cup
2015 FIBA U16 Americas Cup, gold medal

Miscellaneous

| | Season | Career | Record |
|------------------------|--------|--------|--------|
| Double-Doubles | 2 | 2 | 1-1 |
| 10+ Points | 6 | 10 | 9-1 |
| 10+ Rebounds | 2 | 2 | 1-1 |
| Team-High Pts. | 1 | 2 | 1-1 |
| Team-High Rebs. | 2 | 4 | 3-1 |
| Tm-High Assists | 0 | 1 | 1-0 |

Career Highs

Pts.....16 at Ole Miss, 1/30/20
FG.....6, 2x, last at Ole Miss, 1/30/20
FGA.....16 vs. NC State, 12/3/20
3FG.....2 at Ole Miss, 1/30/20
3FGA.....3 at Ole Miss, 1/30/20
FT.....5, 2x, last vs. Temple, 12/17/20
FTA.....9 vs. College of Charleston, 11/25/20
Reb.....15 vs. NC State, 12/3/20
Off Reb.....7 vs. NC State, 12/3/20
Blk.....3, 7x, last vs Arkansas, 1/18/21
Stl.....4 vs. Georgia, 1/21/21
Asst.....3, 2x, last vs. Duke, 12/19/19
Min.....31 vs. South Dakota, 11/28/20

SEC Career Highs

Pts.....16 at Ole Miss, 1/30/20
FG.....6, 2x, last at Ole Miss, 1/30/20
FGA.....9, 3x, last at Mississippi State, 1/28/21
3FG.....2 at Ole Miss, 1/30/20
3FGA.....3 at Ole Miss, 1/30/20
FT.....3, 4x, last at Vanderbilt, 1/14/21
FTA.....5 at Vanderbilt, 1/14/21
Reb.....9, 2x, last at Auburn, 2/4/21
Off Reb.....5 at Florida, 2/27/20
Blk.....3, 5x, last vs Arkansas, 1/18/21
Stl.....4 vs. Georgia, 1/21/21
Asst.....2, 4x, last at Mississippi State, 1/28/21
Min.....24 at Kentucky, 1/10/21

GAME-BY-GAME

| Opponent | Date | gs | min | Total | | 3-Pointers | | Free throws | | Rebounds | | | | pf | a | t/o | blk | stl | pts | avg |
|-----------------------------|----------|----|------|--------|------|------------|------|-------------|------|----------|-----|------|-----|----|----|-----|-----|-----|------|-----|
| | | | | fg-fga | pct | 3fg-fga | pct | ft-fa | pct | off | def | tot | avg | | | | | | | |
| COL. OF CHARLESTON | 11/25/20 | 23 | 3-4 | 750 | 0-1 | .000 | 5-9 | .556 | 2 | 9 | 11 | 11.0 | 4 | 2 | 2 | 2 | 0 | 11 | 11.0 | |
| vs South Dakota | 11/28/20 | 30 | 4-12 | .333 | 0-1 | .000 | 3-6 | .500 | 5 | 4 | 9 | 10.0 | 3 | 1 | 2 | 3 | 0 | 11 | 11.0 | |
| vs #21/20 Gonzaga | 11/29/20 | 24 | 2-5 | 400 | 0-0 | .000 | 2-5 | .400 | 1 | 3 | 4 | 8.0 | 3 | 2 | 1 | 1 | 0 | 6 | 9.3 | |
| #8/6 NC STATE | 12/03/20 | 27 | 5-16 | .313 | 0-2 | .000 | 1-3 | .333 | 7 | 8 | 15 | 9.8 | 1 | 2 | 2 | 0 | 11 | 9.8 | | |
| at #23/18 Iowa State | 12/06/20 | 7 | 0-3 | .000 | 0-0 | .000 | 4-4 | 1.000 | 2 | 0 | 2 | 8.2 | 5 | 1 | 1 | 0 | 0 | 4 | 8.6 | |
| TEMPLE | 12/17/20 | 15 | 3-6 | 500 | 0-1 | .000 | 5-5 | 1.000 | 0 | 3 | 3 | 7.3 | 2 | 1 | 1 | 0 | 1 | 11 | 9.0 | |
| FLORIDA | 12/31/20 | 12 | 1-5 | 200 | 0-1 | .000 | 0-0 | .000 | 2 | 1 | 3 | 6.7 | 3 | 2 | 3 | 2 | 1 | 2 | 8.0 | |
| at Alabama | 01/04/21 | 15 | 1-7 | .143 | 0-0 | .000 | 1-2 | .500 | 4 | 1 | 5 | 6.5 | 0 | 0 | 5 | 0 | 0 | 3 | 7.4 | |
| at #10/8 Kentucky | 01/10/21 | 24 | 5-9 | .556 | 0-1 | .000 | 0-0 | .000 | 2 | 2 | 4 | 6.2 | 0 | 1 | 3 | 0 | 1 | 10 | 7.7 | |
| at Vanderbilt | 01/14/21 | 19 | 4-7 | .571 | 0-0 | .000 | 3-5 | .600 | 4 | 4 | 8 | 6.4 | 3 | 1 | 1 | 3 | 3 | 11 | 8.0 | |
| #15/16 ARKANSAS | 01/18/21 | 18 | 3-7 | .429 | 0-0 | .000 | 0-0 | .000 | 1 | 0 | 1 | 5.9 | 2 | 2 | 1 | 3 | 1 | 6 | 7.8 | |
| #22/23 GEORGIA | 01/21/21 | 17 | 1-4 | .250 | 0-0 | .000 | 2-4 | .500 | 2 | 0 | 2 | 5.6 | 3 | 1 | 2 | 1 | 4 | 4 | 6.5 | |
| at LSU | 01/24/21 | 7 | 0-0 | .000 | 0-0 | .000 | 0-0 | .000 | 0 | 2 | 2 | 5.3 | 1 | 0 | 1 | 0 | 0 | 0 | 7.9 | |
| at #21/19 Mississippi State | 01/28/21 | 18 | 3-9 | .333 | 0-1 | .000 | 1-1 | 1.000 | 1 | 6 | 7 | 5.4 | 3 | 2 | 3 | 0 | 1 | 7 | 6.9 | |
| ALABAMA | 01/31/21 | 21 | 3-8 | .375 | 0-0 | .000 | 1-1 | 1.000 | 1 | 0 | 1 | 5.1 | 1 | 0 | 1 | 0 | 1 | 7 | 6.9 | |
| at Auburn | 02/04/21 | 23 | 2-9 | .222 | 0-0 | .000 | 2-6 | .333 | 3 | 6 | 9 | 5.4 | 3 | 0 | 5 | 2 | 0 | 6 | 6.9 | |
| at #2/5 UConn | 02/08/21 | 13 | 2-5 | .400 | 0-0 | .000 | 0-0 | .000 | 1 | 1 | 2 | 5.2 | 0 | 0 | 2 | 0 | 1 | 4 | 6.7 | |
| MISSOURI | 02/11/21 | 15 | 2-5 | .400 | 0-0 | .000 | 2-2 | 1.000 | 2 | 4 | 6 | 5.2 | 1 | 0 | 1 | 0 | 0 | 6 | 6.7 | |
| Totals | | 1 | 328 | 44-121 | .364 | 0-8 | .000 | 32-53 | .604 | 40 | 54 | 94 | 5.2 | 38 | 18 | 37 | 19 | 14 | 120 | 6.7 |

Games played: 18
Minutes/game: 18.2
Points/game: 6.7
FG Pct: 36.4
3FG Pct: 0.0
FT Pct: 60.4

Rebounds/game: 5.2
Assists/game: 1.0
Turnovers/game: 2.1
Assist/turnover ratio: 0.5
Steals/game: 0.8
Blocks/game: 1.1



BREA BEAL

6-1 • So. • Guard • Rock Island, Ill.

12

Career Stats at South Carolina

| Season | gp-gs | min/avg | fg-fga | pct | 3fg-fga | pct | ft-fa | pct | off | def | tot | avg | pf | fo | ast | to | blk | stl | pts | avg |
|---------|-------|-----------|---------|------|---------|------|--------|------|-----|-----|-----|-----|----|----|-----|----|-----|-----|-----|-----|
| 2019-20 | 33-33 | 702/21.3 | 72-173 | .416 | 13-45 | .289 | 44-79 | .557 | 59 | 118 | 177 | 5.4 | 48 | 0 | 34 | 46 | 27 | 27 | 201 | 6.1 |
| 2020-21 | 18-18 | 466/25.9 | 62-133 | .466 | 12-36 | .333 | 22-38 | .579 | 27 | 63 | 90 | 5.0 | 35 | 0 | 23 | 21 | 9 | 14 | 158 | 8.8 |
| TOTAL | 51-51 | 1168/22.9 | 134-306 | .438 | 25-81 | .309 | 66-117 | .564 | 86 | 181 | 267 | 5.2 | 83 | 0 | 57 | 67 | 36 | 41 | 359 | 7.0 |

Career Notables

- Defensive force often called on to stop opponent's top scorer
- Has scoring ability and continues to grow in that area
- Notched first career double-double in the 2020 SEC Championship game
- Ranked No. 11 recruit in Class of 2019 and a consensus All-American

Season Highlights

- Played all 45 minutes at #2/5 UConn (Feb. 8), tying her season high with 10 rebounds and scoring eight points
- Posted fourth double-digit scoring game in last six outings with 11 points against Alabama (Jan. 31), impacting game with four points, a rebound, two blocks and a steal during 18-5 run that opened second half
- Great defensive effort at #21/19 Mississippi State (Jan. 28), holding leading scorer Rickea Jackson to just two first-half points
- Came up big at LSU (Jan. 24), scoring six of her 10 points in the third quarter as the Gamecocks rallied to regain the lead... also tied her career high with four assists
- Had a career scoring night for the second-straight game with 22 against #15/16 Arkansas (Jan. 18), scoring seven of in the first quarter and adding nine during the third as the Gamecocks pulled away with the lead ... all while helping lock up Arkansas' prolific offensive weapons on the perimeter
- Scored 10 of her then career-high 17 points in the first quarter at Vanderbilt (Jan. 14) and finished the game with three made 3s, tying her career high from beyond the arc
- Strong effort at #10/8 Kentucky (Jan. 10), making All-American Rhyne Howard work on both sides of the ball throughout the game, which slowed down the Wildcats' star late in the game
- Had her first double-digit rebound game of the season at Alabama (Jan. 4), grabbing eight in the first half, including six defensive boards in the second quarter to help hold the Tide to just nine points
- Was aggressive offensively early at #23/18 Iowa State (Dec. 6), scoring five of the team's first seven points and gong on to finish with a season-high 13 points, including three 3s
- Provided an offensive spark against #21/20 Gonzaga (Nov. 29) scoring a then season-high 12 points to go along with her team high seven rebounds

Awards

2020 Cheryl Miller Award Watch List (preseason)
SEC First-Year Academic Honor Roll (2019-20)

High School

Naismith All-America Third Team (2019)
WBCA All-America Third Team (2019)
McDonald's All-America (2019)

In the Record Book

Season

Most games started by a freshman (33 in 2019-20)

Miscellaneous

| | Season | Career | Record |
|-------------------------|--------|--------|--------|
| 20+ Points | 1 | 1 | 1-0 |
| 10+ Points | 6 | 12 | 12-0 |
| 10+ Rebounds | 1 | 6 | 6-0 |
| Team-High Points | 0 | 1 | 1-0 |
| Team-High Rebs. | 1 | 5 | 5-0 |
| Team-High Assts. | 1 | 3 | 3-0 |

Career Highs

| | |
|-------------|--|
| Pts | 22 vs. Arkansas, 1/18/21 |
| FG | 7, 3x, last vs. Arkansas, 1/18/21 |
| FGA | 11, 2x, last vs. Arkansas, 1/18/21 |
| 3FG | 3, 4x, last vs. Arkansas, 1/18/21 |
| 3FGA | 5, 3x, last vs. Arkansas, 1/18/21 |
| FT | 8 at Maryland, 11/10/19 |
| FTA | 12 at Maryland, 11/10/19 |
| Reb | 13 at Missouri, 1/16/20 |
| Blk | 3 vs. Mississippi State, 3/8/20 |
| Stl | 3, 4x, last vs. Mississippi State, 1/20/20 |
| Asst | 4, 3x, last at LSU, 1/24/21 |
| Min | 45 at UConn, 2/8/21 |

SEC Career Highs

| | |
|-------------|---|
| Pts | 22 vs. Arkansas, 1/18/21 |
| FG | 7, 3x, last vs. Arkansas, 1/18/21 |
| FGA | 11, 2x, last vs. Arkansas, 1/18/21 |
| 3FG | 3, 2x, last vs. Arkansas, 1/18/21 |
| 3FGA | 5 vs. Arkansas, 1/18/21 |
| FT | 5 vs. Arkansas, 1/18/21 |
| FTA | 6, 3x, last at Mississippi State, 1/28/21 |
| Reb | 13 at Missouri, 1/16/20 |
| Blk | 2, 5x, last vs. Alabama, 1/31/21 |
| Stl | 3, 2x vs. Mississippi State, 1/20/20 |
| Asst | 4 at LSU, 1/24/21 |
| Min | 35 vs. Arkansas, 1/18/21 |

GAME-BY-GAME

| Opponent | Date | gs | min | Total | | 3-Pointers | | Free throws | | Rebounds | | | | | pts | avg | | | | | |
|-----------------------------|----------|----|-----|--------|--------|------------|-------|-------------|-------|----------|-----|-----|-----|-----|-----|-----|----|-----|-----|-----|-----|
| | | | | fg-fga | pct | 3fg-fga | pct | ft-fa | pct | off | def | tot | avg | pf | | | a | t/o | blk | stl | |
| COL. OF CHARLESTON | 11/25/20 | * | 17 | 4-9 | .444 | 0-1 | .000 | 0-1 | .000 | 1 | 1 | 2 | 2.0 | 1 | 1 | 1 | 0 | 1 | 8 | 8.0 | |
| vs South Dakota | 11/28/20 | * | 23 | 1-4 | .250 | 0-0 | .000 | 1-4 | .250 | 2 | 3 | 5 | 3.5 | 4 | 3 | 1 | 0 | 0 | 3 | 5.5 | |
| vs #21/20 Gonzaga | 11/29/20 | * | 32 | 5-7 | .714 | 0-0 | .000 | 2-4 | .500 | 5 | 2 | 7 | 4.7 | 2 | 1 | 1 | 1 | 1 | 12 | 7.7 | |
| #8/6 NC STATE | 12/03/20 | * | 21 | 2-6 | .333 | 0-0 | .000 | 1-2 | .500 | 0 | 4 | 4 | 4.5 | 1 | 0 | 1 | 2 | 1 | 5 | 7.0 | |
| at #23/18 Iowa State | 12/06/20 | * | 24 | 5-9 | .556 | 3-5 | .600 | 0-0 | .000 | 1 | 3 | 4 | 4.4 | 2 | 2 | 2 | 0 | 0 | 13 | 8.2 | |
| TEMPLE | 12/17/20 | * | 19 | 2-8 | .250 | 1-3 | .333 | 0-0 | .000 | 2 | 1 | 3 | 4.2 | 1 | 3 | 1 | 0 | 2 | 5 | 7.7 | |
| FLORIDA | 12/31/20 | * | 27 | 2-11 | .182 | 0-3 | .000 | 0-0 | .000 | 1 | 0 | 1 | 3.7 | 3 | 2 | 2 | 0 | 0 | 4 | 7.1 | |
| at Alabama | 01/04/21 | * | 28 | 4-6 | .667 | 0-2 | .000 | 0-0 | .000 | 2 | 8 | 10 | 4.5 | 3 | 0 | 0 | 0 | 1 | 8 | 7.3 | |
| at #10/8 Kentucky | 01/10/21 | * | 25 | 1-2 | .500 | 0-0 | .000 | 0-0 | .000 | 2 | 4 | 6 | 4.7 | 3 | 0 | 2 | 0 | 0 | 2 | 6.7 | |
| at Vanderbilt | 01/14/21 | * | 20 | 7-9 | .778 | 3-4 | .750 | 0-2 | .000 | 1 | 2 | 3 | 4.5 | 0 | 1 | 0 | 0 | 0 | 17 | 7.7 | |
| #15/16 ARKANSAS | 01/18/21 | * | 35 | 7-11 | .636 | 3-5 | .600 | 5-6 | .833 | 0 | 4 | 4 | 4.5 | 0 | 1 | 0 | 0 | 2 | 22 | 9.0 | |
| #22/23 GEORGIA | 01/21/21 | * | 22 | 3-7 | .429 | 1-2 | .500 | 2-2 | 1.000 | 2 | 5 | 7 | 4.7 | 2 | 1 | 3 | 1 | 2 | 9 | 9.0 | |
| at LSU | 01/24/21 | * | 34 | 4-9 | .444 | 0-2 | .000 | 2-6 | .333 | 1 | 3 | 4 | 4.6 | 3 | 4 | 0 | 1 | 2 | 10 | 9.1 | |
| at #21/19 Mississippi State | 01/28/21 | * | 24 | 1-8 | .125 | 0-2 | .000 | 4-6 | .667 | 1 | 4 | 5 | 4.6 | 2 | 0 | 1 | 0 | 1 | 6 | 8.9 | |
| ALABAMA | 01/31/21 | * | 21 | 4-5 | .800 | 1-2 | .500 | 2-2 | 1.000 | 2 | 4 | 6 | 4.7 | 3 | 0 | 2 | 2 | 1 | 11 | 9.0 | |
| at Auburn | 02/04/21 | * | 21 | 3-5 | .600 | 0-0 | .000 | 0-0 | .000 | 2 | 3 | 5 | 4.8 | 1 | 1 | 0 | 1 | 0 | 6 | 8.8 | |
| at #2/5 UConn | 02/08/21 | * | 45 | 3-9 | .333 | 0-2 | .000 | 2-2 | 1.000 | 2 | 8 | 10 | 5.1 | 1 | 0 | 3 | 0 | 0 | 8 | 8.8 | |
| MISSOURI | 02/11/21 | * | 28 | 4-8 | .500 | 0-3 | .000 | 1-1 | 1.000 | 0 | 4 | 4 | 5.0 | 3 | 1 | 1 | 0 | 0 | 9 | 8.8 | |
| Totals | | | 18 | 466 | 62-133 | .466 | 12-36 | .333 | 22-38 | .579 | 27 | 63 | 90 | 5.0 | 35 | 23 | 21 | 9 | 14 | 158 | 8.8 |

Games played: 18
Minutes/game: 25.9
Points/game: 8.8
FG Pct: 46.6
3FG Pct: 33.3
FT Pct: 57.9

Rebounds/game: 5.0
Assists/game: 1.3
Turnovers/game: 1.2
Assist/turnover ratio: 1.1
Steals/game: 0.8
Blocks/game: 0.5



ALIYAH BOSTON

6-5 • So. • Forward • St. Thomas, U.S.V.I.

4

Career Stats at South Carolina

| Season | gp-gs | min/avg | fg-fga | pct | 3fg-fga | pct | ft-fa | pct | off | def | tot | avg | pf | fo | ast | to | blk | stl | pts | avg |
|---------|-------|-----------|---------|------|---------|------|---------|------|-----|-----|-----|------|-----|----|-----|----|-----|-----|-----|------|
| 2019-20 | 33-33 | 786/23.8 | 174-286 | .608 | 2-12 | .167 | 62-84 | .738 | 117 | 193 | 310 | 9.4 | 68 | 1 | 34 | 37 | 86 | 42 | 412 | 12.5 |
| 2020-21 | 18-18 | 533/29.6 | 101-204 | .495 | 7-29 | .241 | 38-53 | .717 | 75 | 132 | 207 | 11.5 | 47 | 0 | 27 | 29 | 54 | 21 | 247 | 13.7 |
| TOTAL | 51-51 | 1319/25.9 | 275-490 | .561 | 9-41 | .220 | 100-137 | .730 | 192 | 325 | 517 | 10.1 | 115 | 1 | 61 | 66 | 140 | 63 | 659 | 12.9 |

Awards

2021 AP Preseason All-America
 2021 Watch Lists – Naismith Trophy, Wade Trophy, Wooden Award, Naismith Def. POY, Lisa Leslie Award
 2020 National Fr. of the Year (ESPN, USBWA, WBCA)
 2020 Lisa Leslie Center of the Year
 2020 All-America Second Team (AP, USBWA)
 2020 All-SEC First Team
 2020 SEC Defensive Player of the Year
 2020 SEC Freshman of the Year
 2020 Her Hoop Stats Fab 15 Freshmen
 SEC First-Year Academic Honor Roll (2019-20)

High School

Naismith, WBCA All-America Second Team (2019)
 McDonald's, SLAM All-America (2019)

USA Basketball

2019 FIBA U19 World Cup, gold medal
 2018 Youth Olympic Games 3x3, gold medal
 2018 FIBA U17 World Cup, gold medal
 2018 FIBA U17 World Cup, All-Star Five
 2017 FIBA U16 Americas Cup, gold medal
 2017 FIBA U16 Americas Cup, MVP

Career Notables

- Program's first National Freshman of the Year, winning that title unanimously in 2020
- Only player in program history with multiple triple-doubles; first Gamecock to post a triple-double in an SEC game and one vs. a ranked opponent
- As a freshman, averaged a double-double in SEC play (13.1 ppg/10.3 rpg) and against ranked opponents (13.0 ppg/10.9 rpg); sixth in nation in field goal percentage and 21st in blocked shots per game
- Ranked No. 3 recruit in Class of 2019 and a consensus All-American

Miscellaneous

| | Season | Career | Record |
|-----------------|--------|--------|--------|
| Triple-Double | 1 | 2 | 2-0 |
| Double-Double | 9 | 22 | 21-1 |
| 20+ Points | 4 | 6 | 6-0 |
| 10+ Points | 13 | 41 | 39-2 |
| 10+ Rebounds | 13 | 29 | 28-1 |
| 5+ Assists | 1 | 1 | 1-0 |
| 5+ Blocks | 3 | 9 | 9-0 |
| Tm-High Points | 5 | 12 | 11-1 |
| Tm-High Rebs. | 13 | 38 | 37-1 |
| Tm-High Assists | 1 | 1 | 1-0 |

Career Highs

| | |
|---------|--|
| Pts | 28 vs. Florida, 12/31/20 |
| FG | 11, 2x, last vs. Arkansas, 1/18/21 |
| FGA | 18 vs. Florida, 12/31/20 |
| 3FG | 3 vs. Florida, 12/31/20 |
| 3FGA | 5 vs. Florida, 12/31/20 |
| FT | 7 at Alabama, 1/5/20 |
| FTA | 9 at Alabama, 1/5/20 |
| Reb | 25 vs. Arkansas, 1/9/20 |
| Off Reb | 10 vs. Arkansas, 1/9/20 |
| Blk | 10, 2x, last vs. Georgia, 1/21/21* |
| Asst | 6 vs. Alabama, 1/31/21 |
| Stl | 4, 2x, last vs. South Dakota, 11/28/20 |
| Min | 43 at UConn, 2/8/21 |

SEC Career Highs

| | |
|---------|------------------------------------|
| Pts | 28 vs. Florida, 12/31/20 |
| FG | 11, 2x, last vs. Arkansas, 1/18/21 |
| FGA | 18 vs. Florida, 12/31/20 |
| 3FG | 3 vs. Florida, 12/31/20 |
| 3FGA | 5 vs. Florida, 12/31/20 |
| FT | 7 at Alabama, 1/5/20 |
| FTA | 9 at Alabama, 1/5/20 |
| Reb | 25 vs. Arkansas, 1/9/20 |
| Off Reb | 10 vs. Arkansas, 1/9/20 |
| Blk | 10 vs. Georgia, 1/21/21* |
| Asst | 6 vs. Alabama, 1/31/21 |
| Stl | 4 at Georgia, 1/26/20 |
| Min | 36, 2x, last at LSU, 1/24/21 |

* indicates school record

In the Record Books

Career

1st – Triple-Doubles (2)
 3rd – Double-Doubles vs. SEC (11)
 8th – Blocks (140)

Season

3rd – Blocked shots average (2.6 in 2019-20)
 1st – Offensive rebounds vs. SEC (56 in 2019-20)
 3rd – Double-doubles vs. SEC (7 in 2019-20)
 Best FG% by a freshman (.608 (174-286) in 2019-20)
 Most double-doubles by a freshman (13 in 2019-20)
 Most blocked shots by a freshman (86 in 2019-20)
 Best rebounding average by a freshman (9.4 in 2019-20)
 Most offensive rebs. by a freshman (117 in 2019-20)
 Most games started by a freshman (33 in 2019-20)

Game

1st – Blocked shots (10, 2x, last vs. Georgia, 1/21/21)
 2nd – Rebounds (25 vs. Arkansas, 1/9/20)
 3rd – Offensive rebounds (10 vs. Arkansas, 1/9/20)
 1st – Blocked shots vs. SEC (10 vs. Georgia, 1/21/21)
 1st – Offensive rebounds vs. SEC (10 vs. Arkansas, 1/9/20)
 2nd – Rebounds vs. SEC (25 vs. Arkansas, 1/9/20)
 Most rebounds by a freshman (25 vs. Arkansas, 1/9/20)
 Most blocks by a freshman (10 vs. Ala. State, 11/5/19)
 Most blocks by a sophomore (10 vs. Georgia, 1/21/21)
 Best FG% by a freshman (1.000 (6-6) vs. App. State, 11/17/19)
 Most offensive rebs. by a freshman (10 vs. Ark., 1/9/20)

Season Highlights

- Team captain
- Tied for 15th in the NCAA in rebounding average (11.5), second in the SEC ... 11th in NCAA with 3.0 blocks per game, second in the SEC, and tied for 17th in NCAA in double-doubles (9) ... ranks second in the SEC in offensive rebounding (4.2) ... 22nd in the SEC in scoring ... one of four players in the SEC to average a double-double ... averaging a double-double against ranked opponents (11.9 points and 14.6 rebounds)
- In conference play, tied for 16th in scoring (14.6), ranks third in rebounding (12.2), first in blocks (4.0) and offensive rebounds (4.2), fifth in field goal percentage (.516)
- Set the tone early with five points and five boards in the first quarter against Missouri (Feb. 11) on her way to an 11-point 12-rebound double-double, her ninth of the season
- Scored five of her 17 points during the fourth quarter run at #2/5 UConn (Feb. 8) that pulled the team back into the game ... finished with her eighth double-double of the season pulling down 15 rebounds, including eight in the final 15 minutes of the game
- Scored eight of her 14 points in the third quarter at Auburn (Feb. 4) going 7-of-8 from the field in game
- Was calm in face of constant double-teams against Alabama (Jan. 31), handing out career-best six assists to go with her 13 rebounds – her ninth-straight game of double-digit rebounds ... contributed four points, two rebounds, two blocks and three assists during 18-5 run that opened second half to turn one-point deficit into 12-point advantage
- Notched her third straight double-double with 20 points and 14 rebounds at LSU (Jan. 24)... dominated the glass in the third quarter with six and scored seven points in the decisive fourth quarter
- Made history against #22/23 Georgia (Jan. 21), notching the program's first triple-double in SEC play with 16 points, 11 rebounds and 10 blocks, the second triple-double of her career
- Came out hot against #15/16 Arkansas (Jan. 18) with six points, six rebounds and three blocks in the game's opening five minutes ... added five points to a 9-0 run late in the third that established a double-digit lead
- Took over in the third quarter at #10/8 Kentucky (Jan. 10), scoring 10 of her 20 points in the period to with a double-double, her fourth of the season, and seven blocks, tying her SEC career high, and earn SEC co-Player of the Week
- Scored a career-best 28 points against Florida (Dec. 31), including a 19-point and 11-rebound first half where she became the 11th fastest Gamecock to score 500 points in her career ... scored eight points in the paint, eight on midrange jumpers, nine from 3-point range and three free throws
- Showed off her inside-out game early at #23/18 Iowa State (Dec. 6), scoring five of the team's first 10 points on a putback and a 3-pointer ... scored four of her then season-high 13 points off offensive rebounds

BOSTON GAME-BY-GAME

| Opponent | Date | gs | min | Total | | 3-Pointers | | Free throws | | Rebounds | | | | pf | a | t/o | blk | stl | pts | avg | |
|-----------------------------|----------|----|-----|--------|---------|------------|-------|-------------|-------|----------|-----|-----|------|------|----|-----|-----|-----|-----|------|------|
| | | | | fg-fga | pct | 3fg-fga | pct | ft-fa | pct | off | def | tot | avg | | | | | | | | |
| COL. OF CHARLESTON | 11/25/20 | * | 22 | 5-7 | .714 | 0-0 | .000 | 1-2 | .500 | 4 | 8 | 12 | 12.0 | 2 | 1 | 2 | 1 | 0 | 11 | 11.0 | |
| vs South Dakota | 11/28/20 | * | 28 | 5-14 | .357 | 0-1 | .000 | 2-4 | .500 | 3 | 5 | 8 | 10.0 | 4 | 4 | 0 | 0 | 4 | 12 | 11.5 | |
| vs #21/20 Gonzaga | 11/29/20 | * | 25 | 3-5 | .600 | 0-0 | .000 | 4-6 | .667 | 2 | 3 | 5 | 8.3 | 4 | 0 | 1 | 1 | 1 | 10 | 11.0 | |
| #8/6 NC STATE | 12/03/20 | * | 35 | 4-14 | .286 | 1-3 | .333 | 0-0 | .000 | 3 | 6 | 9 | 8.5 | 2 | 0 | 3 | 1 | 0 | 9 | 10.5 | |
| at #23/18 Iowa State | 12/06/20 | * | 35 | 6-11 | .545 | 1-3 | .333 | 0-0 | .000 | 5 | 10 | 15 | 9.8 | 3 | 3 | 2 | 1 | 1 | 13 | 11.0 | |
| TEMPLE | 12/17/20 | * | 22 | 6-12 | .500 | 0-2 | .000 | 2-2 | 1.000 | 4 | 5 | 9 | 9.7 | 1 | 1 | 0 | 3 | 1 | 14 | 11.5 | |
| FLORIDA | 12/31/20 | * | 36 | 11-18 | .611 | 3-5 | .600 | 3-4 | .750 | 5 | 11 | 16 | 10.6 | 3 | 1 | 0 | 4 | 3 | 28 | 13.9 | |
| at Alabama | 01/04/21 | * | 35 | 2-10 | .200 | 0-0 | .000 | 1-2 | .500 | 3 | 7 | 10 | 10.5 | 4 | 0 | 0 | 2 | 2 | 5 | 12.8 | |
| at #10/8 Kentucky | 01/10/21 | * | 25 | 8-14 | .571 | 1-1 | 1.000 | 3-4 | .750 | 5 | 7 | 12 | 10.7 | 3 | 1 | 2 | 7 | 3 | 20 | 13.6 | |
| at Vanderbilt | 01/14/21 | * | 19 | 4-8 | .500 | 0-1 | .000 | 1-1 | 1.000 | 4 | 6 | 10 | 10.6 | 0 | 2 | 2 | 4 | 2 | 9 | 13.1 | |
| #15/16 ARKANSAS | 01/18/21 | * | 32 | 11-17 | .647 | 0-2 | .000 | 4-5 | .800 | 6 | 10 | 16 | 11.1 | 2 | 3 | 1 | 6 | 0 | 26 | 14.3 | |
| #22/23 GEORGIA | 01/21/21 | * | 31 | 5-12 | .417 | 1-3 | .333 | 5-6 | .833 | 2 | 9 | 11 | 11.1 | 2 | 2 | 3 | 10 | 2 | 16 | 14.4 | |
| at LSU | 01/24/21 | * | 36 | 8-15 | .533 | 0-2 | .000 | 4-7 | .571 | 6 | 8 | 14 | 11.3 | 3 | 0 | 1 | 1 | 0 | 20 | 14.8 | |
| at #21/19 Mississippi State | 01/28/21 | * | 22 | 3-7 | .429 | 0-2 | .000 | 0-0 | .000 | 4 | 8 | 12 | 11.4 | 4 | 0 | 4 | 3 | 0 | 6 | 14.2 | |
| ALABAMA | 01/31/21 | * | 32 | 2-10 | .200 | 0-1 | .000 | 2-2 | 1.000 | 4 | 9 | 13 | 11.5 | 1 | 6 | 2 | 3 | 0 | 6 | 13.7 | |
| at Auburn | 02/04/21 | * | 25 | 7-8 | .875 | 0-0 | .000 | 0-0 | .000 | 1 | 7 | 8 | 11.3 | 3 | 1 | 2 | 0 | 0 | 14 | 13.7 | |
| at #2/5 UConn | 02/08/21 | * | 43 | 8-17 | .471 | 0-3 | .000 | 1-2 | .500 | 8 | 7 | 15 | 11.5 | 4 | 1 | 2 | 3 | 2 | 17 | 13.9 | |
| MISSOURI | 02/11/21 | * | 30 | 3-5 | .600 | 0-0 | .000 | 5-6 | .833 | 6 | 6 | 12 | 11.5 | 2 | 1 | 2 | 4 | 0 | 11 | 13.7 | |
| Totals | | | 18 | 533 | 101-204 | 495 | 7-29 | 241 | 38-53 | .717 | 75 | 132 | 207 | 11.5 | 47 | 27 | 29 | 54 | 21 | 247 | 13.7 |

Games played: 18
 Minutes/game: 29.6
 Points/game: 13.7
 FG Pct: 49.5
 3FG Pct: 24.1
 FT Pct: 71.7

Rebounds/game: 11.5
 Assists/game: 1.5
 Turnovers/game: 1.6
 Assist/turnover ratio: 0.9
 Steals/game: 1.2
 Blocks/game: 3.0



ZIA COOKE

5-9 • So. • Guard • Toledo, Ohio

1

Career Stats at South Carolina

| Season | gp-gs | min/avg | fg-fga | pct | 3fg-fga | pct | ft-fta | pct | off | def | tot | avg | pf | fo | ast | to | blk | stl | pts | avg |
|--------------|--------------|------------------|----------------|-------------|---------------|-------------|----------------|-------------|-----------|------------|------------|------------|-----------|----------|------------|------------|----------|-----------|------------|-------------|
| 2019-20 | 33-33 | 876/26.5 | 139-360 | .386 | 40-112 | .357 | 79-111 | .712 | 31 | 64 | 95 | 2.9 | 52 | 0 | 61 | 58 | 7 | 36 | 397 | 12.0 |
| 2020-21 | 18-18 | 555/30.8 | 101-244 | .414 | 27-65 | .415 | 56-72 | .778 | 7 | 42 | 49 | 2.7 | 25 | 0 | 39 | 43 | 1 | 15 | 285 | 15.8 |
| TOTAL | 51-51 | 1431/28.1 | 240-604 | .397 | 67-177 | .379 | 135-183 | .738 | 38 | 106 | 144 | 2.8 | 77 | 0 | 100 | 101 | 8 | 51 | 682 | 13.4 |

Career Notables

- Dominant freshman season that landed her on the SEC All-Freshman Team and honorable mention status on the Her Hoop Stats Fab 15 Freshmen list
- Holds program single-game records for field goal attempts by a freshman (23), 3-point field goal percentage by a freshman (1.000 (4-4)) and free throw percentage by a freshman (1.000 (6-6))
- Ranked 24th in SEC in scoring as a freshman, 12th in league games (13.8 ppg)
- Led the team or tied for team lead in scoring in eight SEC games
- Ranked No. 4 recruit in Class of 2019 and was a consensus All-American

Season Highlights

- Ranks 12th in the SEC in scoring (15.8), tied for seventh in free throw percentage (.778) and 15th in 3s made per game (1.5)
- In conference play, ranks 14th in scoring (15.3) and seventh in free throw percentage (.773)
- Dropped eight of her game-high 15 points in the fourth quarter against Missouri (Feb. 11), bouncing back after a rough start to go 5-of-7 from the field in the second half
- Took over early at Auburn (Feb. 4), scoring 11 points in the first quarter and all 17 of her points in the first half
- Accounted for 12 of Carolina's 24 points in a dominant third quarter against Alabama (Jan. 31) en route to a game-high 21 points, her second straight game leading the team in scoring
- Jump started a 14-0 run at #21/19 Mississippi State (Jan. 28), scoring the first eight of the 14 points on her way to a game-high 19 points in the win
- Kept her momentum going at LSU (Jan. 24) scoring 11 points, including four in the closing moments of the game
- Found her flow early against #22/23 Georgia (Jan. 21), scoring six points in the first quarter and capped the first half with a buzzer beater on her way to a 16-point performance
- Shook off tough offensive night at #10/8 Kentucky (Jan. 10) to hit a pair of free throws to make it a two-possession game in the final 10 seconds
- Snapped the team's 3:23 scoreless streak late in the third quarter at Alabama (Jan. 4) with a pair of buckets on her way to an 18-point performance
- Took over in the third quarter of the SEC opener against Florida (Dec. 31), scoring the final 12 points of the period on her way to 26 points, a new SEC career high
- Tied her career best with five made 3-pointers against Temple (Dec. 17) in a lethally efficient performance, going 8-of-11 from the field and 5-of-7 from beyond the arc for a game-high 23 points
- Had her outside game working at #23/18 Iowa State (Dec. 6), capping the first quarter with the first of her four 3-pointers, which also included two to open the third quarter on back-to-back possessions
- Poured in 16 points while dishing out four assists and snagging four rebounds against #21/20 Gonzaga (Nov. 29)
- Scored a game-high 19 points and played a career-high 36 minutes against South Dakota (Nov. 28) where she also pulled down five rebounds.

Awards

- 2021 Watch Lists – Naismith Trophy, Wade Trophy, Wooden Award
- 2021 The Dawn Staley Award Midseason Watch List
- 2021 Ann Meyers Drysdale Award Top 10
- 2020 Her Hoop Stats Fab 15 Freshmen (hon. mention)
- 2020 SEC All-Freshman Team
- SEC First-Year Academic Honor Roll (2019-20)

High School

- Naismith Player of the Year Finalist (2019)
- Naismith, WBCA All-America First Team (2019)
- McDonald's, SLAM All-America (2019)
- USA Today All-USA Third Team (2019)

USA Basketball

- 2018 FIBA U17 World Cup, gold medal
- 2017 FIBA U16 Americas Cup, gold medal

Miscellaneous

| | Season | Career | Record |
|------------------------|--------|--------|--------|
| 20+ Points | 3 | 8 | 8-0 |
| 10+ Points | 14 | 38 | 36-2 |
| Tm-High Points | 8 | 19 | 18-1 |
| Tm-High Assists | 3 | 5 | 4-1 |

Career Highs

| | |
|-------------------|--|
| Pts | 27 at Dayton, 11/13/19 |
| FG | 10 vs. Florida, 12/31/20 |
| FGA | 23 vs. Arkansas, 1/9/20 |
| 3FG | 5, 2x, last vs. Temple, 12/17/20 |
| 3FGA | 9 vs. Arkansas, 1/9/20 |
| FT | 7 vs. LSU, 2/20/20 |
| FTA | 9, 2x, last vs. South Dakota, 11/28/20 |
| Reb | 7 at Dayton, 11/13/19 |
| Blk | 1, 8x, last vs. Florida, 12/31/20 |
| Stl | 4 vs. USC Upstate, 11/21/19 |
| Asst | 5, 2x, last vs. Florida, 12/31/20 |
| Min | 37, 3x, last at UConn, 2/8/21 |

SEC Career Highs

| | |
|-------------------|---------------------------------|
| Pts | 26 vs. Florida, 12/31/20 |
| FG | 10 vs. Florida, 12/31/20 |
| FGA | 23 vs. Arkansas, 1/9/20 |
| 3FG | 4, 3x, last vs. Auburn, 2/13/20 |
| 3FGA | 9 vs. Arkansas, 1/9/20 |
| FT | 7 vs. LSU, 2/20/20 |
| FTA | 9 vs. LSU, 2/20/20 |
| Reb | 6, 2x, last at Arkansas, 2/6/20 |
| Blk | 1, 4x, vs. Florida, 12/31/20 |
| Stl | 3 at Alabama, 1/5/20 |
| Asst | 5 vs. Florida, 12/31/20 |
| Min | 37, 2x, last at LSU, 1/24/21 |

GAME-BY-GAME

| Opponent | Date | gs | min | Total | | 3-Pointers | | Free throws | | Rebounds | | | | pf | a | t/o | blk | stl | pts | avg | |
|-----------------------------|----------|----|-----------|------------|----------------|-------------|--------------|-------------|--------------|-------------|----------|-----------|-----------|------------|-----------|-----------|-----------|----------|-----------|------------|-------------|
| | | | | fg-fga | pct | 3fg-fga | pct | ft-fta | pct | off | def | tot | avg | | | | | | | | |
| COL. OF CHARLESTON | 11/25/20 | * | 20 | 6-11 | .545 | 2-3 | .667 | 4-5 | .800 | 1 | 0 | 1 | 1.0 | 0 | 3 | 3 | 0 | 3 | 18 | 18.0 | |
| vs South Dakota | 11/28/20 | * | 36 | 5-16 | .313 | 3-7 | .429 | 6-9 | .667 | 0 | 5 | 5 | 3.0 | 2 | 1 | 3 | 0 | 0 | 19 | 18.5 | |
| vs #21/20 Gonzaga | 11/29/20 | * | 35 | 6-17 | .353 | 1-1 | 1.000 | 3-3 | 1.000 | 1 | 3 | 4 | 3.3 | 0 | 4 | 3 | 0 | 0 | 16 | 17.7 | |
| #8/6 NC STATE | 12/03/20 | * | 35 | 4-18 | .222 | 1-5 | .200 | 2-2 | 1.000 | 0 | 5 | 5 | 3.8 | 1 | 1 | 1 | 0 | 1 | 11 | 16.0 | |
| at #23/18 Iowa State | 12/06/20 | * | 29 | 6-12 | .500 | 4-6 | .667 | 3-3 | 1.000 | 0 | 1 | 1 | 3.2 | 3 | 4 | 2 | 0 | 0 | 19 | 16.6 | |
| TEMPLE | 12/17/20 | * | 28 | 8-11 | .727 | 5-7 | .714 | 2-4 | .500 | 1 | 2 | 3 | 3.2 | 0 | 4 | 2 | 0 | 0 | 23 | 17.7 | |
| FLORIDA | 12/31/20 | * | 37 | 10-22 | .455 | 0-3 | .000 | 6-6 | 1.000 | 1 | 2 | 3 | 3.1 | 2 | 5 | 1 | 1 | 2 | 26 | 18.9 | |
| at Alabama | 01/04/21 | * | 33 | 8-17 | .471 | 2-3 | .667 | 0-0 | .000 | 1 | 2 | 3 | 3.1 | 2 | 2 | 4 | 0 | 1 | 18 | 18.8 | |
| at #10/8 Kentucky | 01/10/21 | * | 36 | 2-12 | .167 | 0-1 | .000 | 3-6 | .500 | 0 | 3 | 3 | 3.1 | 0 | 1 | 2 | 0 | 0 | 7 | 17.4 | |
| at Vanderbilt | 01/14/21 | * | 23 | 3-7 | .429 | 0-1 | .000 | 3-4 | .750 | 0 | 2 | 2 | 3.0 | 1 | 2 | 2 | 0 | 1 | 9 | 16.6 | |
| #15/16 ARKANSAS | 01/18/21 | * | 22 | 3-7 | .429 | 1-3 | .333 | 2-2 | 1.000 | 0 | 3 | 3 | 3.0 | 4 | 3 | 4 | 0 | 0 | 9 | 15.9 | |
| #22/23 GEORGIA | 01/21/21 | * | 29 | 7-16 | .438 | 0-3 | .000 | 2-2 | 1.000 | 0 | 2 | 2 | 2.9 | 1 | 0 | 2 | 0 | 2 | 16 | 15.9 | |
| at LSU | 01/24/21 | * | 37 | 4-10 | .400 | 0-3 | .000 | 3-6 | .500 | 0 | 1 | 1 | 2.8 | 2 | 0 | 4 | 0 | 2 | 11 | 15.5 | |
| at #21/19 Mississippi State | 01/28/21 | * | 36 | 6-16 | .375 | 1-3 | .333 | 6-6 | 1.000 | 0 | 3 | 3 | 2.8 | 0 | 3 | 2 | 0 | 2 | 19 | 15.8 | |
| ALABAMA | 01/31/21 | * | 25 | 7-14 | .500 | 2-3 | .667 | 5-6 | .833 | 1 | 1 | 2 | 2.7 | 2 | 0 | 1 | 0 | 1 | 21 | 16.1 | |
| at Auburn | 02/04/21 | * | 25 | 6-11 | .545 | 3-7 | .429 | 2-3 | .667 | 0 | 2 | 2 | 2.7 | 1 | 2 | 1 | 0 | 0 | 17 | 16.2 | |
| at #2/5 UConn | 02/08/21 | * | 37 | 4-13 | .308 | 1-2 | .500 | 2-2 | 1.000 | 1 | 3 | 4 | 2.8 | 2 | 3 | 4 | 0 | 0 | 11 | 15.9 | |
| MISSOURI | 02/11/21 | * | 32 | 6-14 | .429 | 1-4 | .250 | 2-3 | .667 | 0 | 2 | 2 | 2.7 | 2 | 1 | 2 | 0 | 0 | 15 | 15.8 | |
| Totals | | | 18 | 555 | 101-244 | .414 | 27-65 | .415 | 56-72 | .778 | 7 | 42 | 49 | 2.7 | 25 | 39 | 43 | 1 | 15 | 285 | 15.8 |

Games played: 18
 Minutes/game: 30.8
 Points/game: 15.8
 FG Pct: 41.4
 3FG Pct: 41.5
 FT Pct: 77.8

Rebounds/game: 2.7
 Assists/game: 2.2
 Turnovers/game: 2.4
 Assist/turnover ratio: 0.9
 Steals/game: 0.8
 Blocks/game: 0.1



LELE GRISSETT

6-2 • Sr. • Guard • Durham, N.C.

24

Career Stats at South Carolina

| Season | gp-gs | min/avg | fg-fga | pct | 3fg-fga | pct | ft-fa | pct | off | def | tot | avg | pf | fo | ast | to | blk | stl | pts | avg |
|--------------|--------------|------------------|----------------|-------------|------------|-------------|----------------|-------------|------------|------------|------------|------------|------------|----------|-----------|------------|-----------|-----------|------------|------------|
| 2017-18 | 36-3 | 477/13.3 | 56-119 | .471 | 0-0 | .000 | 39-70 | .557 | 56 | 77 | 133 | 3.7 | 84 | 0 | 18 | 53 | 7 | 24 | 151 | 4.2 |
| 2018-19 | 31-2 | 368/11.9 | 41-73 | .562 | 0-0 | .000 | 24-44 | .545 | 59 | 64 | 123 | 4.0 | 61 | 2 | 9 | 33 | 17 | 11 | 106 | 3.4 |
| 2019-20 | 33-0 | 560/17.0 | 82-131 | .626 | 0-2 | .000 | 46-63 | .730 | 69 | 57 | 126 | 3.8 | 47 | 0 | 40 | 34 | 23 | 30 | 210 | 6.4 |
| 2020-21 | 17-0 | 306/18.0 | 48-87 | .552 | 1-2 | .500 | 23-45 | .511 | 44 | 32 | 76 | 4.5 | 35 | 1 | 17 | 27 | 12 | 7 | 120 | 7.1 |
| TOTAL | 117-5 | 1711/14.6 | 227-410 | .554 | 1-4 | .250 | 132-222 | .595 | 228 | 230 | 458 | 3.9 | 227 | 3 | 84 | 147 | 59 | 72 | 587 | 5.0 |

Career Notables

- Has played in all but two games of her career, bringing energy off the bench, especially in defensive pressure
- Reshaped her body before junior season to focus on playing guard instead of forward
- Posted her first career double-double in the 2018-19 regular-season meeting with then-#4/5 Baylor (Dec. 2)
- Started at Vanderbilt (Jan. 18, 2018) and turned in a career night, shooting 11-of-12 from the field for 22 points – the first Gamecock freshman 20-point outing in SEC play in three years (20 by A'ja Wilson vs. Vanderbilt, 2/15/15)

Season Highlights

- More comfortable at the guard position after a year of experience under her belt; can play multiple positions and could get some time at point guard this season
- Ranks eighth in the SEC in offensive rebounds per game (2.6), tied for eighth in league play (2.7)
- Rattled off seven of her nine points in the second quarter against Missouri (Feb. 11), including her first career 3-pointer, to help Carolina erase a five-point deficit
- Helped put the game on ice at Auburn (Feb. 4), scoring eight of her 10 points in the second half while pulling down a game-high four offensive rebounds
- Came up big against #21/19 Mississippi State (Jan. 28), scoring back-to-back buckets to finish a 14-0 first-half run that put the Gamecocks in control of the game ... finished with 11 points, five coming from the free throw line, tying her career high
- Made a huge impact in the fourth quarter at LSU (Jan. 24) with her trademark pressure defense and beating the defense down the court for eight fast-break points and handing out her SEC career-best three assists in the period
- Strong on the offensive glass against #15/16 Arkansas, pulling down four of her four of her five offensive boards in the second quarter to help keep the Gamecocks close in the period
- Anchored the team's rebounding efforts at Vanderbilt (Jan. 14), pulling down a game and career-high 12 boards, including seven on the offensive end, also a career high for the senior
- Provided a spark off the bench in the second half against South Dakota (Nov. 28), scoring six straight points as part of a 14-2 run that closed the third quarter and put the game out of reach
- Opened the season with a double-double against Charleston (Nov. 25), scoring 13 points and pulling down 10 rebounds, tying her career high on the glass

Awards

SEC Winter Academic Honor Roll (2019-20)

Miscellaneous

| | Season | Career | Record |
|-------------------------|--------|--------|--------|
| Double-Double | 1 | 2 | 1-1 |
| 20+ Points | 0 | 1 | 1-0 |
| 10+ Points | 3 | 16 | 14-2 |
| 10+ Rebounds | 1 | 2 | 1-1 |
| Tm-High Points | 0 | 3 | 3-0 |
| Tm-High Rebs. | 1 | 10 | 7-3 |
| Team-High Assts. | 0 | 1 | 1-0 |

Career Highs

| | |
|----------------------|---|
| Pts | 22 at Vanderbilt, 1/18/18 |
| FG | 11 at Vanderbilt, 1/18/18 |
| FGA | 12 at Vanderbilt, 1/18/18 |
| FT | 5, 3x, last at Mississippi State, 1/28/21 |
| FTA | 8 vs. College of Charleston, 12/5/17 |
| Reb | 12 at Vanderbilt, 1/14/21 |
| Off Reb | 7 at Vanderbilt, 1/14/21 |
| Blk | 3, 3x, last vs. Vanderbilt, 2/17/20 |
| Stl | 4, 2x, last vs. Georgia, 3/6/20 |
| Asst | 4, 2x, last vs. Arkansas, 3/7/20 |
| Min | 29 vs. Tennessee, 1/14/18 |

SEC Career Highs

| | |
|----------------------|---|
| Pts | 22 at Vanderbilt, 1/18/18 |
| FG | 11 at Vanderbilt, 1/18/18 |
| FGA | 12 at Vanderbilt, 1/18/18 |
| FT | 5, 2x, last at Mississippi State, 1/28/21 |
| FTA | 6 at Missouri, 1/16/20 |
| Reb | 12 at Vanderbilt, 1/14/21 |
| Off Reb | 7 at Vanderbilt, 1/14/21 |
| Blk | 3, 2x, last vs. Vanderbilt, 2/17/20 |
| Stl | 3, 2x, last at Florida, 2/27/20 |
| Asst | 3 at LSU, 1/24/21 |
| Min | 29 vs. Tennessee, 1/14/18 |

GAME-BY-GAME

| Opponent | Date | gs | min | Total | | 3-Pointers | | Free throws | | Rebounds | | | | | pts | avg | | | | |
|-----------------------------|----------|----------|------------|--------------|-------------|------------|-------------|--------------|-------------|-----------|-----------|-----------|------------|-----------|-----------|-----------|-----------|----------|------------|------------|
| | | | | fg-fga | pct | 3fg-fga | pct | ft-fa | pct | off | def | tot | avg | pf | | | a | t/o | blk | stl |
| COL. OF CHARLESTON | 11/25/20 | 16 | 5-6 | .833 | 0-0 | .000 | 3-4 | .750 | 5 | 5 | 10 | 10.0 | 2 | 3 | 1 | 2 | 1 | 13 | 13.0 | |
| vs South Dakota | 11/28/20 | 14 | 3-3 | 1.000 | 0-0 | .000 | 2-3 | .667 | 3 | 2 | 5 | 7.5 | 2 | 1 | 0 | 0 | 1 | 8 | 10.5 | |
| vs #21/20 Gonzaga | 11/29/20 | 19 | 1-4 | .250 | 0-0 | .000 | 0-4 | .000 | 1 | 1 | 2 | 5.7 | 3 | 1 | 0 | 1 | 2 | 2 | 7.7 | |
| #8/6 NC STATE | 12/03/20 | 21 | 4-4 | 1.000 | 0-0 | .000 | 0-4 | .000 | 1 | 2 | 3 | 5.0 | 5 | 0 | 1 | 0 | 0 | 8 | 7.8 | |
| TEMPLE | 12/17/20 | 21 | 3-4 | .750 | 0-0 | .000 | 1-2 | .500 | 3 | 4 | 7 | 5.4 | 0 | 3 | 1 | 0 | 0 | 7 | 7.6 | |
| FLORIDA | 12/31/20 | 12 | 2-4 | .500 | 0-0 | .000 | 0-0 | .000 | 1 | 1 | 2 | 4.8 | 1 | 0 | 1 | 0 | 0 | 4 | 7.0 | |
| at Alabama | 01/04/21 | 25 | 3-5 | .600 | 0-1 | .000 | 2-7 | .286 | 3 | 1 | 4 | 4.7 | 2 | 2 | 2 | 1 | 0 | 8 | 7.1 | |
| at #10/8 Kentucky | 01/10/21 | 19 | 2-3 | .667 | 0-0 | .000 | 0-0 | .000 | 2 | 1 | 3 | 4.5 | 2 | 0 | 3 | 2 | 0 | 4 | 6.8 | |
| at Vanderbilt | 01/14/21 | 17 | 3-8 | .375 | 0-0 | .000 | 1-1 | 1.000 | 7 | 5 | 12 | 5.3 | 4 | 0 | 3 | 1 | 0 | 7 | 6.8 | |
| #15/16 ARKANSAS | 01/18/21 | 18 | 2-6 | .333 | 0-0 | .000 | 3-4 | .750 | 5 | 3 | 8 | 5.6 | 2 | 0 | 3 | 0 | 0 | 7 | 6.8 | |
| #22/23 GEORGIA | 01/21/21 | 18 | 2-6 | .333 | 0-0 | .000 | 1-4 | .250 | 0 | 0 | 0 | 5.1 | 1 | 1 | 3 | 0 | 0 | 5 | 6.6 | |
| at LSU | 01/24/21 | 18 | 4-6 | .667 | 0-0 | .000 | 0-0 | .000 | 3 | 0 | 3 | 4.9 | 1 | 3 | 2 | 0 | 0 | 8 | 6.8 | |
| at #21/19 Mississippi State | 01/28/21 | 24 | 3-6 | .500 | 0-0 | .000 | 5-6 | .833 | 3 | 2 | 5 | 4.9 | 1 | 1 | 0 | 0 | 1 | 11 | 7.1 | |
| ALABAMA | 01/31/21 | 16 | 2-5 | .400 | 0-0 | .000 | 2-2 | 1.000 | 1 | 3 | 4 | 4.9 | 3 | 0 | 2 | 1 | 1 | 6 | 7.0 | |
| at Auburn | 02/04/21 | 14 | 4-8 | .500 | 0-0 | .000 | 2-2 | 1.000 | 4 | 0 | 4 | 4.8 | 1 | 0 | 4 | 1 | 0 | 10 | 7.2 | |
| at #2/5 UConn | 02/08/21 | 12 | 1-3 | .333 | 0-0 | .000 | 1-2 | .500 | 1 | 2 | 3 | 4.7 | 2 | 0 | 1 | 1 | 0 | 3 | 6.9 | |
| MISSOURI | 02/11/21 | 22 | 4-6 | .667 | 1-1 | 1.000 | 0-0 | .000 | 1 | 0 | 1 | 4.5 | 3 | 2 | 0 | 2 | 1 | 9 | 7.1 | |
| Totals | | 0 | 306 | 48-87 | .552 | 1-2 | .500 | 23-45 | .511 | 44 | 32 | 76 | 4.5 | 35 | 17 | 27 | 12 | 7 | 120 | 7.1 |

Games played: 17
 Minutes/game: 18.0
 Points/game: 7.1
 FG Pct: 55.2
 3FG Pct: 50.0
 FT Pct: 51.1

Rebounds/game: 4.5
 Assists/game: 1.0
 Turnovers/game: 1.6
 Assist/turnover ratio: 0.6
 Steals/game: 0.4
 Blocks/game: 0.7



DESTANNI HENDERSON

5-7 • Jr. • Guard • Fort Myers, Fla.

3

Career Stats at South Carolina

| Season | gp-gs | min/avg | fg-fga | pct | 3fg-fga | pct | ft-fa | pct | off | def | tot | avg | pf | fo | ast | to | blk | stl | pts | avg |
|--------------|--------------|------------------|----------------|-------------|---------------|-------------|----------------|-------------|-----------|------------|------------|------------|-----------|----------|------------|------------|----------|-----------|------------|------------|
| 2018-19 | 31-9 | 485/15.6 | 58-157 | .369 | 29-78 | .372 | 24-34 | .706 | 14 | 35 | 49 | 1.6 | 30 | 0 | 40 | 40 | 2 | 16 | 169 | 5.5 |
| 2019-20 | 33-0 | 774/23.5 | 104-250 | .416 | 32-99 | .323 | 41-63 | .651 | 20 | 75 | 95 | 2.9 | 28 | 0 | 93 | 63 | 2 | 41 | 281 | 8.5 |
| 2020-21 | 18-18 | 583/32.4 | 78-179 | .436 | 17-44 | .386 | 36-49 | .735 | 18 | 78 | 96 | 5.3 | 18 | 0 | 101 | 46 | 2 | 22 | 209 | 11.6 |
| TOTAL | 82-27 | 1842/22.5 | 240-586 | .410 | 78-221 | .353 | 101-146 | .692 | 52 | 188 | 240 | 2.9 | 76 | 0 | 234 | 149 | 6 | 79 | 659 | 8.0 |

Career Notables

- Has been a spark of energy off the bench through her first two seasons, playing both guard positions
- Announced her readiness for an expanded role this season with a 2020 SEC Tournament performance that earned All-Tournament status (13.0 ppg, 4.7 apg)
- Rated No. 1 point guard and No. 9 overall recruit in Class of 2018; 2018 McDonald's All-America
- Helped high school team to three state championships while amassing 1,649 career points

Season Highlights

- Leads the SEC and ranks 19th in the nation in assists (5.6) ... sixth in the SEC in assist-to-turnover ratio (2.2)
- In conference play, ranks first in assists (6.2), and fourth in assist-to-turnover ratio (2.3)
- Exploded for a personal 7-0 run in the third quarter against Missouri (Feb. 11), pushing Carolina's lead to eight ... finished with 11 points and four steals, a new career high in SEC play
- Was lethally efficient with her distribution at Auburn (Feb. 4), dishing out nine assists with zero turnovers
- Came out hot against Alabama (Jan. 31), scoring eight of her 14 points and dishing out four of her game-high seven assists in the first quarter ... locked in from deep going 3-of-3 from beyond the arc
- Lit the fuse on the rally at LSU (Jan. 21) with seven points in the third and seven more in the fourth, including five straight to give the Gamecocks a lead they would not relinquish
- Notched the first double-double of her career with a 14-point 10-assist performance against #15/16 Arkansas (Jan. 18), dropping four dimes in the third quarter as the Gamecocks pulled away
- Great game management early at Vanderbilt (Jan. 14) with five points and four assists in the first quarter en route to third-straight double-digit scoring game and career-high tying nine assists
- Led the team in scoring for the second game in a row at #10/8 Kentucky (Jan. 10), pouring in a new SEC career-high 22 points, including eight straight in the fourth quarter to stretch a three-point lead to a nine-point advantage
- Took over in the second quarter at Alabama (Jan. 4), scoring the team's final six points of the half and hit a big 3 in the third quarter after Tide closed to within nine ... finished with a new career high in conference play with 20 points along with eight rebounds and five assists
- Scored a career-high 23 points against #21/20 Gonzaga (Nov. 29), all in the second half, answering the bell every time the Zags tied or took a lead in the fourth quarter and hit four of the team's six free throw attempts in the final minute to seal the victory and lock up Women's Bad Boy Mowers Crossover Classic MVP honors for herself
- Scored 10 of her 19 points in the third quarter against South Dakota (Nov. 28), tying the game high in both points and rebounds with nine

Awards

- 2021 The Dawn Staley Award Midseason Watch List
- 2020 Bad Boy Mowers Crossover Classic MVP
- 2020 SEC All-Tournament Team
- 2019 SEC All-Freshman Team
- 2x SEC Winter Academic Honor Roll (2018-19, 2019-20)

High School

McDonald's All-America (2018)

USA Basketball

- 2016 FIBA U17 World Cup, bronze medal
- 2015 U16 National Team Trials

Miscellaneous

| | Season | Career | Record |
|-----------------------|--------|--------|--------|
| Double-Double | 1 | 1 | 1-0 |
| 20+ Points | 3 | 4 | 4-0 |
| 10+ Points | 10 | 28 | 26-2 |
| 5+ Assists | 10 | 17 | 16-1 |
| 5+ Steals | 0 | 1 | 1-0 |
| Tm-High Points | 3 | 8 | 7-1 |
| Tm-High Rebs. | 1 | 2 | 2-0 |
| Tm-High Assts. | 13 | 21 | 19-2 |

Career Highs

| | |
|-------------------|----------------------------------|
| Pts | 23 vs. Gonzaga, 11/29/20 |
| FG | 8, 3x, last at Kentucky, 1/10/21 |
| FGA | 17, 2x, last at UConn, 2/8/21 |
| 3FG | 5 vs. USC Upstate, 11/21/19 |
| 3FGA | 9 vs. Arkansas, 3/7/20 |
| FT | 10 vs. Gonzaga, 11/29/20 |
| FTA | 13 vs. Gonzaga, 11/29/20 |
| Reb | 9 vs. South Dakota, 11/28/20 |
| Stl | 5 at Temple, 12/7/19 |
| Asst | 10 vs. Arkansas, 1/18/21 |
| Min | 38, 4x, last at UConn, 2/8/21 |

SEC Career Highs

| | |
|-------------------|-----------------------------------|
| Pts | 22 at Kentucky, 1/10/21 |
| FG | 8 at Kentucky, 1/10/21 |
| FGA | 17 at Kentucky, 1/10/21 |
| 3FG | 4 vs. Kentucky, 2/21/19 |
| 3FGA | 7 at LSU, 1/24/21 |
| FT | 6, 2x, last at Kentucky, 1/10/21 |
| FTA | 7, 2x, last at Kentucky, 1/10/21 |
| Reb | 8, 2x, last at Kentucky, 1/10/21 |
| Stl | 4 vs. Missouri, 2/11/21 |
| Asst | 10 vs. Arkansas, 1/18/21 |
| Min | 38, 2x, last at Kentucky, 1/10/21 |

GAME-BY-GAME

| Opponent | Date | gs | min | Total | | 3-Pointers | | Free throws | | Rebounds | | | | | pts | avg | | | | | |
|-----------------------------|----------|----|-----------|------------|---------------|-------------|--------------|-------------|--------------|-------------|-----------|-----------|-----------|------------|-----------|------------|-----------|----------|-----------|------------|-------------|
| | | | | fg-fga | pct | 3fg-fga | pct | ft-fa | pct | off | def | tot | avg | pf | | | a | t/o | blk | stl | |
| COL. OF CHARLESTON | 11/25/20 | * | 21 | 4-7 | .571 | 0-1 | .000 | 3-4 | .750 | 1 | 5 | 6 | 6.0 | 2 | 5 | 2 | 1 | 4 | 11 | 11.0 | |
| vs South Dakota | 11/28/20 | * | 29 | 8-13 | .615 | 1-3 | .333 | 2-3 | .667 | 0 | 9 | 9 | 7.5 | 1 | 3 | 2 | 0 | 0 | 19 | 15.0 | |
| vs #21/20 Gonzaga | 11/29/20 | * | 33 | 6-11 | .545 | 1-3 | .333 | 10-13 | .769 | 1 | 2 | 3 | 6.0 | 2 | 2 | 0 | 0 | 23 | 17.7 | | |
| #8/6 NC STATE | 12/03/20 | * | 35 | 1-13 | .077 | 0-2 | .000 | 0-0 | .000 | 3 | 4 | 7 | 6.3 | 1 | 6 | 1 | 0 | 2 | 13.8 | | |
| at #23/18 Iowa State | 12/06/20 | * | 38 | 4-7 | .571 | 3-4 | .750 | 1-2 | .500 | 0 | 4 | 4 | 5.8 | 1 | 7 | 2 | 0 | 0 | 12 | 13.4 | |
| TEMPLE | 12/17/20 | * | 25 | 3-5 | .600 | 2-3 | .667 | 0-0 | .000 | 0 | 3 | 3 | 5.3 | 0 | 7 | 0 | 0 | 1 | 8 | 12.5 | |
| FLORIDA | 12/31/20 | * | 38 | 1-7 | .143 | 0-2 | .000 | 0-0 | .000 | 2 | 5 | 7 | 5.6 | 1 | 9 | 4 | 0 | 3 | 2 | 11.0 | |
| at Alabama | 01/04/21 | * | 34 | 7-16 | .438 | 1-2 | .500 | 5-6 | .833 | 2 | 6 | 8 | 5.9 | 0 | 5 | 1 | 0 | 1 | 20 | 12.1 | |
| at #10/8 Kentucky | 01/10/21 | * | 38 | 8-17 | .471 | 0-0 | .000 | 6-7 | .857 | 2 | 6 | 8 | 6.1 | 0 | 3 | 6 | 0 | 0 | 22 | 13.2 | |
| at Vanderbilt | 01/14/21 | * | 26 | 4-8 | .500 | 1-3 | .333 | 3-3 | 1.000 | 0 | 7 | 7 | 6.2 | 1 | 9 | 1 | 0 | 0 | 12 | 13.1 | |
| #15/16 ARKANSAS | 01/18/21 | * | 36 | 6-13 | .462 | 2-2 | 1.000 | 0-0 | .000 | 1 | 1 | 2 | 5.8 | 2 | 10 | 2 | 0 | 1 | 14 | 13.2 | |
| #22/23 GEORGIA | 01/21/21 | * | 30 | 1-6 | .167 | 0-1 | .000 | 0-0 | .000 | 1 | 3 | 4 | 5.7 | 1 | 3 | 3 | 0 | 2 | 2 | 12.3 | |
| at LSU | 01/24/21 | * | 35 | 5-11 | .455 | 2-7 | .286 | 4-4 | 1.000 | 0 | 5 | 5 | 5.6 | 2 | 8 | 6 | 0 | 2 | 16 | 12.5 | |
| at #21/19 Mississippi State | 01/28/21 | * | 35 | 3-8 | .375 | 0-4 | .000 | 0-0 | .000 | 1 | 3 | 4 | 5.5 | 0 | 2 | 2 | 0 | 1 | 6 | 12.1 | |
| ALABAMA | 01/31/21 | * | 35 | 5-8 | .625 | 3-3 | 1.000 | 1-1 | 1.000 | 1 | 5 | 6 | 5.5 | 2 | 7 | 3 | 0 | 3 | 14 | 12.2 | |
| at Auburn | 02/04/21 | * | 25 | 2-4 | .500 | 0-1 | .000 | 0-0 | .000 | 0 | 4 | 4 | 5.4 | 0 | 9 | 0 | 0 | 0 | 4 | 11.7 | |
| at #2/5 UConn | 02/08/21 | * | 38 | 5-17 | .294 | 0-1 | .000 | 1-5 | .200 | 1 | 4 | 5 | 5.4 | 1 | 3 | 8 | 0 | 0 | 11 | 11.6 | |
| MISSOURI | 02/11/21 | * | 32 | 5-8 | .625 | 1-2 | .500 | 0-1 | .000 | 2 | 2 | 4 | 5.3 | 1 | 3 | 1 | 0 | 4 | 11 | 11.6 | |
| Totals | | | 18 | 583 | 78-179 | .436 | 17-44 | .386 | 36-49 | .735 | 18 | 78 | 96 | 5.3 | 18 | 101 | 46 | 2 | 22 | 209 | 11.6 |

Games played: 18
 Minutes/game: 32.4
 Points/game: 11.6
 FG Pct: 43.6
 3FG Pct: 38.6
 FT Pct: 73.5

Rebounds/game: 5.3
 Assists/game: 5.6
 Turnovers/game: 2.6
 Assist/turnover ratio: 2.2
 Steals/game: 1.2
 Blocks/game: 0.1



DESTINY LITTLETON

5-9 • Jr. • Guard • San Diego, Calif.

11

Career Stats at South Carolina

| Season | gp-gs | min/avg | fg-fga | pct | 3fg-fga | pct | ft-fa | pct | off | def | tot | avg | pf | fo | ast | to | blk | stl | pts | avg |
|---------|-------|----------|--------|------|---------|------|-------|------|-----|-----|-----|-----|----|----|-----|----|-----|-----|-----|-----|
| 2020-21 | 16-0 | 210/13.1 | 16-41 | .390 | 8-23 | .348 | 16-20 | .800 | 4 | 41 | 45 | 2.8 | 10 | 0 | 16 | 7 | 1 | 8 | 56 | 3.5 |
| TOTAL | 16-0 | 210/13.1 | 16-41 | .390 | 8-23 | .348 | 16-20 | .800 | 4 | 41 | 45 | 2.8 | 10 | 0 | 16 | 7 | 1 | 8 | 56 | 3.5 |

Career Notables

- Sat out last season due to NCAA transfer rules, taking advantage of that time to have a procedure done to alleviate chronic issues in both ankles
- Spent two seasons at Texas, helping Longhorns to a pair of NCAA Tournament appearances, including a spot in the 2018 Sweet 16
- Played in all 33 games her redshirt-freshman season (2018-19), starting 12 and playing the third-most minutes on the team
- Ranked No. 33 overall in the Class of 2017
- Named McDonald's All-American (2017) and earned California Ms. Basketball honors

Season Highlights

- Has played in 16 games ... was unavailable vs. Florida (Dec. 31) and at Alabama (Jan. 4) ... made her SEC debut at #10/8 Kentucky (Jan. 10)
- Hit a 3 to spark an 8-0 run late in the second quarter against Missouri (Feb. 11) to help Gamecocks to into halftime tied
- Played a SEC career-best 23 minutes against Alabama (Jan. 31), including 11 crucial first-half minutes during which she added four of her SEC-high tying eight points
- Solid play against #15/16 Arkansas (Jan. 21), hitting a 3 late in the second quarter to help Gamecocks keep the lead going into halftime and grabbing four of her five rebounds in the fourth quarter to help keep the Razorbacks at bay
- Saw her first extended minutes in SEC play at Vanderbilt (Jan. 14) where she poured in eight points off the bench, including a pair of 3s
- Was strong on the glass at #23/18 Iowa State (Dec. 6), grabbing six of her seven boards in the second quarter to help the Gamecocks out-rebound the Cyclones 17-6 in that period alone
- Made her Carolina debut against Charleston (Nov. 25), scoring seven points and pulling down eight rebounds

Awards

SEC First-Year Academic Honor Roll (2019-20)

High School

McDonald's All-America (2017)

USA Basketball

2017 FIBA U18 3x3 World Cup, gold medal

2015 FIBA U16 Americas Cup, bronze medal

Miscellaneous

| | Season | Career | Record |
|----------------|--------|--------|--------|
| 20+ Points | 0 | 1* | 1-0 |
| 10+ Points | 0 | 12* | 9-3 |
| 5+ Assists | 0 | 1* | 1-0 |
| Tm-High Points | 0 | 3* | 2-1 |
| Tm-High Rebs. | 0 | 3* | 1-2 |
| Tm-High Assts. | 0 | 2* | 2-0 |

* indicates includes games prior to transfer to South Carolina

Career Highs

Pts.....22 vs. Northwestern State, 12/29/18*

FG.....7 vs. UTSA, 11/28/18*

FGA.....15 vs. UTSA, 11/28/18*

3FG.....4 at West Virginia, 1/6/19*

3FGA.....7 vs. UTSA, 11/28/18*

FT.....11 vs. Northwestern State, 12/29/18*

FTA.....11 vs. Northwestern State, 12/29/18*

Reb.....8, 2x, last vs. College of Charleston, 11/25/20*

Stl.....3, 2x, last at Oklahoma State, 2/12/19*

Asst.....7 vs. Northwestern State, 12/29/18*

Min.....34, 2x, last vs. Kansas State, 2/17/19*

* indicates at least one time prior to transfer to South Carolina

GAME-BY-GAME

| Opponent | Date | gs | min | Total | | 3-Pointers | | Free throws | | Rebounds | | | | pts | avg | | | | | |
|-----------------------------|----------|----|-----|--------|------|------------|------|-------------|------|----------|-----|-----|-----|-----|-----|---|---|---|-----|-----|
| | | | | fg-fga | pct | 3fg-fga | pct | ft-fa | pct | off | def | tot | avg | | | | | | | |
| COL. OF CHARLESTON | 11/25/20 | 19 | 1-6 | .167 | 0-3 | .000 | 5-6 | .833 | 0 | 8 | 8 | 8.0 | 2 | 0 | 2 | 0 | 1 | 7 | 7.0 | |
| vs South Dakota | 11/28/20 | 6 | 0-1 | .000 | 0-1 | .000 | 0-0 | .000 | 0 | 0 | 0 | 4.0 | 1 | 0 | 0 | 0 | 0 | 0 | 3.5 | |
| vs #21/20 Gonzaga | 11/29/20 | 10 | 0-1 | .000 | 0-1 | .000 | 1-2 | .500 | 0 | 1 | 1 | 3.0 | 1 | 1 | 0 | 0 | 0 | 1 | 2.7 | |
| #8/6 NC STATE | 12/03/20 | 6 | 0-0 | .000 | 0-0 | .000 | 0-0 | .000 | 1 | 1 | 2 | 2.8 | 0 | 0 | 0 | 0 | 0 | 0 | 2.0 | |
| at #23/18 Iowa State | 12/06/20 | 16 | 2-5 | .400 | 1-3 | .333 | 0-0 | .000 | 1 | 6 | 7 | 3.6 | 0 | 3 | 0 | 0 | 0 | 5 | 2.6 | |
| TEMPLE | 12/17/20 | 18 | 2-5 | .400 | 0-1 | .000 | 2-2 | 1.000 | 0 | 4 | 4 | 3.7 | 0 | 2 | 0 | 0 | 2 | 6 | 3.2 | |
| at #10/8 Kentucky | 01/10/21 | 1 | 0-0 | .000 | 0-0 | .000 | 0-0 | .000 | 0 | 0 | 0 | 3.1 | 1 | 0 | 0 | 0 | 0 | 0 | 2.7 | |
| at Vanderbilt | 01/14/21 | 17 | 2-5 | .400 | 2-3 | .667 | 2-2 | 1.000 | 0 | 3 | 3 | 3.1 | 1 | 2 | 1 | 0 | 1 | 8 | 3.4 | |
| #15/16 ARKANSAS | 01/18/21 | 17 | 2-4 | .500 | 2-3 | .667 | 1-2 | .500 | 1 | 4 | 5 | 3.3 | 1 | 1 | 0 | 0 | 0 | 7 | 3.8 | |
| #22/23 GEORGIA | 01/21/21 | 16 | 0-2 | .000 | 0-0 | .000 | 1-2 | .500 | 1 | 4 | 5 | 3.5 | 0 | 1 | 1 | 0 | 1 | 1 | 3.5 | |
| at LSU | 01/24/21 | 7 | 0-1 | .000 | 0-1 | .000 | 0-0 | .000 | 0 | 1 | 1 | 3.3 | 0 | 0 | 1 | 0 | 0 | 0 | 3.2 | |
| at #21/19 Mississippi State | 01/28/21 | 8 | 1-1 | 1.000 | 0-0 | .000 | 0-0 | .000 | 0 | 0 | 0 | 3.0 | 0 | 2 | 1 | 0 | 2 | 2 | 3.1 | |
| ALABAMA | 01/31/21 | 23 | 2-3 | .667 | 0-1 | .000 | 4-4 | 1.000 | 0 | 3 | 3 | 3.0 | 0 | 2 | 0 | 0 | 0 | 8 | 3.5 | |
| at Auburn | 02/04/21 | 17 | 2-2 | 1.000 | 2-2 | 1.000 | 0-0 | .000 | 0 | 4 | 4 | 3.1 | 1 | 2 | 1 | 1 | 1 | 6 | 3.6 | |
| at #2/5 UConn | 02/08/21 | 14 | 0-1 | .000 | 0-1 | .000 | 0-0 | .000 | 0 | 1 | 1 | 2.9 | 2 | 0 | 0 | 0 | 0 | 0 | 3.4 | |
| MISSOURI | 02/11/21 | 15 | 2-4 | .500 | 1-3 | .333 | 0-0 | .000 | 0 | 1 | 1 | 2.8 | 0 | 0 | 0 | 0 | 0 | 5 | 3.5 | |
| Totals | | 0 | 210 | 16-41 | .390 | 8-23 | .348 | 16-20 | .800 | 4 | 41 | 45 | 2.8 | 10 | 16 | 7 | 1 | 8 | 56 | 3.5 |

Games played: 16
 Minutes/game: 13.1
 Points/game: 3.5
 FG Pct: 39.0
 3FG Pct: 34.8
 FT Pct: 80.0

Rebounds/game: 2.8
 Assists/game: 1.0
 Turnovers/game: 0.4
 Assist/turnover ratio: 2.3
 Steals/game: 0.5
 Blocks/game: 0.1

SEC Career Highs

Pts.....8, 2x, last vs. Alabama, 1/31/21

FG.....2, 4x, last vs. Missouri, 2/11/21

FGA.....5 at Vanderbilt, 1/14/21

3FG.....2, 3x, last at Auburn, 2/4/21

3FGA.....3, 2x, last vs. Arkansas, 1/18/21

FT.....4 vs. Alabama, 1/31/21

FTA.....4 vs. Alabama, 1/31/21

Reb.....5, 2x, last vs. Georgia, 1/21/21

Stl.....2 at Mississippi State, 1/28/21

Asst.....2, 4x, last at Auburn, 2/4/21

Min.....23 vs. Alabama, 1/31/21



ENIYA RUSSELL

6-1 • Fr. • Guard • Baltimore, Md.

2

Career Stats at South Carolina

| Season | gp-gs | min/avg | fg-fga | pct | 3fg-fga | pct | ft-fa | pct | off | def | tot | avg | pf | fo | ast | to | blk | stl | pts | avg |
|---------|-------|---------|--------|------|---------|------|-------|------|-----|-----|-----|-----|----|----|-----|----|-----|-----|-----|-----|
| 2020-21 | 16-0 | 127/7.9 | 20-52 | .385 | 4-15 | .267 | 13-23 | .565 | 2 | 17 | 19 | 1.2 | 15 | 0 | 7 | 10 | 1 | 6 | 57 | 3.6 |
| TOTAL | 16-0 | 127/7.9 | 20-52 | .385 | 4-15 | .267 | 13-23 | .565 | 2 | 17 | 19 | 1.2 | 15 | 0 | 7 | 10 | 1 | 6 | 57 | 3.6 |

High School Notables

- Ranked No. 43 overall in Class of 2020 by ESPN
- First-Team All-Metro from *Washington Post* (2020) and *Baltimore Sun* (2019)
- Scored 14.9 points per game as a senior

Season Highlights

- Has played in 16 games this season
- Scored her first SEC points with a 3 late in the first half at #10/8 Kentucky (Jan. 10)
- Hit a groove in the second quarter against Temple (Dec. 17), scoring five of her 11 points in the period
- Found good offensive rhythm in midrange game at #23/18 Iowa State (Dec. 6) with seven of her eight points coming in just five minutes of play in the second quarter
- Cracked double figures in her Carolina debut, scoring 14 points and snagging four rebounds against Charleston (Nov. 25)

Awards

McDonald's All-America (2019-20)

Miscellaneous

| | Season | Career | Record |
|------------|--------|--------|--------|
| 10+ Points | 2 | 2 | 2-0 |

Career Highs

| | |
|------|--|
| Pts | 14 vs. College of Charleston, 11/25/20 |
| FG | 4, 2x, last vs. Temple, 12/17/20 |
| FGA | 8, 2x, last at Vanderbilt, 1/14/21 |
| 3FG | 1, 2x, last at Kentucky, 1/10/21 |
| 3FGA | 3 at Iowa State, 12/6/20 |
| FT | 5 vs. College of Charleston, 11/25/20 |
| FTA | 8 vs. College of Charleston, 11/25/20 |
| Reb | 4 vs. College of Charleston, 11/25/20 |
| Blk | 1 at Iowa State, 12/6/20 |
| Stl | 2, 2x, last at Vanderbilt, 1/14/21 |
| Asst | 2 vs. College of Charleston, 11/25/20 |
| Min | 20 vs. College of Charleston, 11/25/20 |

SEC Career Highs

| | |
|------|----------------------------------|
| Pts | 6 at Vanderbilt, 1/14/21 |
| FG | 3 at Vanderbilt, 1/14/21 |
| FGA | 8 at Vanderbilt, 1/14/21 |
| 3FG | 1 at Kentucky, 1/10/21 |
| 3FGA | 2 at Vanderbilt, 1/14/21 |
| FT | 2 vs. Alabama, 1/31/21 |
| FTA | 2, 3x, last vs. Alabama, 1/31/21 |
| Reb | 3, 2x, last vs. Alabama, 1/31/21 |
| Stl | 2 at Vanderbilt, 1/14/21 |
| Asst | 1, 3x, last at LSU, 1/24/21 |
| Min | 19 at Vanderbilt, 1/14/21 |

GAME-BY-GAME

| Opponent | Date | gs | min | Total | | 3-Pointers | | Free throws | | Rebounds | | | | pf | a | t/o | blk | stl | pts | avg |
|-----------------------------|----------|----|-----|--------|------|------------|------|-------------|------|----------|-----|-----|-----|----|---|-----|-----|-----|------|-----|
| | | | | fg-fga | pct | 3fg-fga | pct | ft-fa | pct | off | def | tot | avg | | | | | | | |
| COL. OF CHARLESTON | 11/25/20 | 20 | 4-7 | .571 | 1-2 | .500 | 5-8 | .625 | 0 | 4 | 4 | 4.0 | 3 | 2 | 1 | 0 | 0 | 14 | 14.0 | |
| vs South Dakota | 11/28/20 | 12 | 1-3 | .333 | 0-0 | .000 | 0-0 | .000 | 0 | 0 | 0 | 2.0 | 1 | 1 | 0 | 0 | 0 | 2 | 8.0 | |
| #8/6 NC STATE | 12/03/20 | 5 | 0-2 | .000 | 0-0 | .000 | 0-0 | .000 | 0 | 0 | 0 | 1.3 | 0 | 0 | 1 | 0 | 0 | 0 | 5.3 | |
| at #23/18 Iowa State | 12/06/20 | 11 | 3-5 | .600 | 1-3 | .333 | 1-2 | .500 | 0 | 1 | 1 | 1.3 | 2 | 0 | 3 | 1 | 0 | 8 | 6.0 | |
| TEMPLE | 12/17/20 | 14 | 4-8 | .500 | 0-2 | .000 | 3-5 | .600 | 1 | 2 | 3 | 1.6 | 1 | 1 | 0 | 0 | 2 | 11 | 7.0 | |
| FLORIDA | 12/31/20 | 1 | 0-1 | .000 | 0-1 | .000 | 0-0 | .000 | 0 | 1 | 1 | 1.5 | 0 | 0 | 0 | 0 | 0 | 0 | 5.8 | |
| at Alabama | 01/04/21 | 2 | 0-2 | .000 | 0-0 | .000 | 0-0 | .000 | 0 | 0 | 0 | 1.3 | 1 | 0 | 0 | 0 | 0 | 0 | 5.0 | |
| at #10/8 Kentucky | 01/10/21 | 5 | 1-2 | .500 | 1-1 | 1.000 | 0-0 | .000 | 0 | 1 | 1 | 1.3 | 2 | 0 | 0 | 0 | 0 | 3 | 4.8 | |
| at Vanderbilt | 01/14/21 | 20 | 3-8 | .375 | 0-2 | .000 | 0-2 | .000 | 0 | 3 | 3 | 1.4 | 1 | 1 | 1 | 0 | 2 | 6 | 4.9 | |
| #15/16 ARKANSAS | 01/18/21 | 4 | 1-1 | 1.000 | 0-0 | .000 | 1-2 | .500 | 0 | 1 | 1 | 1.4 | 1 | 1 | 1 | 0 | 0 | 3 | 4.7 | |
| #22/23 GEORGIA | 01/21/21 | 10 | 0-3 | .000 | 0-1 | .000 | 0-0 | .000 | 0 | 0 | 0 | 1.3 | 2 | 0 | 1 | 0 | 0 | 0 | 4.3 | |
| at LSU | 01/24/21 | 1 | 0-0 | .000 | 0-0 | .000 | 0-0 | .000 | 0 | 0 | 0 | 1.2 | 0 | 1 | 0 | 0 | 1 | 0 | 3.9 | |
| at #21/19 Mississippi State | 01/28/21 | 2 | 1-2 | .500 | 0-0 | .000 | 0-0 | .000 | 1 | 0 | 1 | 1.2 | 0 | 0 | 0 | 0 | 0 | 2 | 3.8 | |
| ALABAMA | 01/31/21 | 4 | 1-1 | 1.000 | 0-0 | .000 | 2-2 | 1.000 | 0 | 3 | 3 | 1.3 | 1 | 0 | 1 | 0 | 1 | 4 | 3.8 | |
| at Auburn | 02/04/21 | 13 | 1-5 | .200 | 1-2 | .500 | 0-0 | .000 | 0 | 1 | 1 | 1.3 | 0 | 0 | 1 | 0 | 0 | 3 | 3.7 | |
| MISSOURI | 02/11/21 | 3 | 0-2 | .000 | 0-1 | .000 | 1-2 | .500 | 0 | 0 | 0 | 1.2 | 0 | 0 | 0 | 0 | 0 | 1 | 3.6 | |
| Totals | | 0 | 127 | 20-52 | .385 | 4-15 | .267 | 13-23 | .565 | 2 | 17 | 19 | 1.2 | 15 | 7 | 10 | 1 | 6 | 57 | 3.6 |

Games played: 16
 Minutes/game: 7.9
 Points/game: 3.6
 FG Pct: 38.5
 3FG Pct: 26.7
 FT Pct: 56.5

Rebounds/game: 1.2
 Assists/game: 0.4
 Turnovers/game: 0.6
 Assist/turnover ratio: 0.7
 Steals/game: 0.4
 Blocks/game: 0.1



VICTARIA SAXTON

6-2 • Jr. • Forward • Rome, Ga.

5

Career Stats at South Carolina

| Season | gp-gs | min/avg | fg-fga | pct | 3fg-fga | pct | ft-fa | pct | off | def | tot | avg | pf | fo | ast | to | blk | stl | pts | avg |
|---------|-------|-----------|---------|------|---------|------|---------|------|-----|-----|-----|-----|-----|----|-----|----|-----|-----|-----|------|
| 2018-19 | 28-1 | 291/10.4 | 40-70 | .571 | 0-0 | .000 | 36-62 | .581 | 51 | 32 | 83 | 3.0 | 41 | 0 | 5 | 19 | 35 | 14 | 116 | 4.1 |
| 2019-20 | 33-0 | 512/15.5 | 69-121 | .570 | 0-0 | .000 | 39-68 | .574 | 52 | 76 | 128 | 3.9 | 60 | 0 | 10 | 28 | 43 | 29 | 177 | 5.4 |
| 2020-21 | 18-17 | 398/22.1 | 74-125 | .592 | 0-0 | .000 | 32-56 | .571 | 50 | 65 | 115 | 6.4 | 36 | 0 | 7 | 22 | 29 | 20 | 180 | 10.0 |
| TOTAL | 79-18 | 1201/15.2 | 183-316 | .579 | 0-0 | .000 | 107-186 | .575 | 153 | 173 | 326 | 4.1 | 137 | 0 | 22 | 69 | 107 | 63 | 473 | 6.0 |

Career Notables

- Steady contributor off the bench through her first two seasons
- Picked up first career double-double at Mizzou (1/16/20)
- Ranked No. 47 overall and No. 6 forward in the 2018 class
- Averaged 24.3 points and 14.9 rebounds as a senior, leading team to Georgia Class AA Final Four
- Finished high school career as Model's all-time leading scorer (2,622) and averaged a double-double in her career

Season Highlights

- Team captain for the second-straight season
- Ranks fourth in the SEC in blocks per game (1.6) and seventh in offensive rebounds per game (2.8)
- In conference play, ranks fourth in blocks per game (1.4), seventh in offensive rebounds per game (2.8) and 19th in rebounds per game (6.1)
- Scored six of her 10 points in the opening quarter against Missouri (Feb. 11) to help Gamecocks stay close with hot-shooting Tigers
- Grabbed six of her eight rebounds at #2/5 UConn (Feb. 8) in the final 15:00 with the game in the balance
- Posted her third straight game in double figures with 11 points at Auburn (Feb. 4), while pulling down seven rebounds and tying her career high with three steals
- Controlled the glass at #21/19 Mississippi State (Jan. 28), snagging five of her 11 rebounds in the first quarter on the way to her second double-double of the season with 13 points and 11 boards
- Continued to show her glass cleaning skills against #22/23 Georgia (Jan. 21), tying the game high with 11 rebounds, including six on the offensive end, which tied her career high
- Was an offensive powerhouse at Vanderbilt (Jan. 14), scoring 13 of her career-high 20 points in the first half and finished the game going 9-of-10 from the field
- Poured in 15 points at Alabama (Jan. 4) and snagged six offensive rebounds to tie her career high, including four in the third quarter to help hold off a Crimson Tide comeback attempt
- Just missed out on a double-double against Florida (Dec. 31), tying her career high with 12 rebounds ... posted three or more blocks for third straight game
- Took over in the fourth quarter against Temple (Dec. 17), scoring 11 of her 16 points in the period
- Continued to play a vital role in the post, with nine points and nine rebounds to go along with three blocks at #23/18 Iowa State
- Made her presence felt with a nine-point, six-rebound performance against #21/20 Gonzaga (Nov. 29)
- Tied her scoring career high in the season opener against Charleston (Nov. 25) scoring 19 points and pulled down a career-best 12 rebounds in the contest

Awards

2019 SEC All-Freshman Team
2x SEC Academic Honor Roll (2018-19, 2019-20)

Miscellaneous

| | Season | Career | Record |
|----------------|--------|--------|--------|
| Double-Doubles | 2 | 3 | 2-0 |
| 20+ Points | 1 | 1 | 1-0 |
| 10+ Points | 9 | 17 | 17-0 |
| 10+ Rebounds | 4 | 5 | 5-0 |
| 5+ Blocks | 1 | 2 | 2-0 |
| Tm-High Points | 2 | 3 | 3-0 |
| Tm-High Rebs. | 2 | 5 | 5-0 |

Career Highs

Pts.....20 at Vanderbilt, 1/14/21
FG.....9 at Vanderbilt, 1/14/21
FGA.....11 at Alabama, 1/4/21
FT.....8 vs. Georgia, 2/14/19
FTA.....8, 4x, last vs. College of Charleston, 11/25/20
Reb.....12, 2x, last vs. Florida, 12/31/20
Off Reb.....6, 4x, last vs. Georgia, 1/21/21
Blk.....5, 2x, last vs. College of Charleston, 11/25/20
Stl.....3, 4x, last at Auburn, 2/4/21
Asst.....2, 5x, last at Mississippi State, 1/28/21
Min.....31 at Iowa State, 12/6/20

SEC Career Highs

Pts.....20 at Vanderbilt, 1/14/21
FG.....9 at Vanderbilt, 1/14/21
FGA.....11 at Alabama, 1/4/21
FT.....8 vs. Georgia, 2/14/19
FTA.....8, 3x, last vs. Vanderbilt, 2/17/20
Reb.....12 vs. Florida, 12/31/20
Off Reb.....6, 3x, last vs. Georgia, 1/21/21
Blk.....4 vs. Auburn, 2/13/20
Stl.....3, 3x, last at Auburn, 2/4/21
Asst.....2, 2x, last at Mississippi State, 1/28/21
Min.....30 vs. Florida, 12/31/20

GAME-BY-GAME

| Opponent | Date | gs | min | Total | | 3-Pointers | | Free throws | | Rebounds | | | | pf | a | t/o | blk | stl | pts | avg | |
|-----------------------------|----------|----|-----|--------|--------|------------|------|-------------|-------|----------|-----|-----|------|-----|----|-----|-----|-----|-----|------|------|
| | | | | fg-fga | pct | 3fg-fga | pct | ft-fa | pct | off | def | tot | avg | | | | | | | | |
| COL. OF CHARLESTON | 11/25/20 | * | 18 | 7-9 | .778 | 0-0 | .000 | 5-8 | .625 | 6 | 6 | 12 | 12.0 | 1 | 2 | 0 | 5 | 2 | 19 | 19.0 | |
| vs South Dakota | 11/28/20 | * | 15 | 2-5 | .400 | 0-0 | .000 | 0-0 | .000 | 2 | 1 | 3 | 7.5 | 2 | 0 | 1 | 2 | 1 | 4 | 11.5 | |
| vs #21/20 Gonzaga | 11/29/20 | * | 22 | 3-4 | .750 | 0-0 | .000 | 3-4 | .750 | 1 | 5 | 6 | 7.0 | 2 | 1 | 3 | 0 | 2 | 9 | 10.7 | |
| #8/6 NC STATE | 12/03/20 | * | 15 | 0-1 | .000 | 0-0 | .000 | 0-0 | .000 | 0 | 3 | 3 | 6.0 | 4 | 0 | 1 | 0 | 0 | 0 | 8.0 | |
| at #23/18 Iowa State | 12/06/20 | * | 32 | 4-9 | .444 | 0-0 | .000 | 1-2 | .500 | 3 | 6 | 9 | 6.6 | 4 | 1 | 4 | 3 | 0 | 9 | 8.2 | |
| TEMPLE | 12/17/20 | * | 22 | 7-9 | .778 | 0-0 | .000 | 2-3 | .667 | 3 | 4 | 7 | 6.7 | 2 | 0 | 1 | 4 | 0 | 16 | 9.5 | |
| FLORIDA | 12/31/20 | * | 30 | 4-9 | .444 | 0-0 | .000 | 1-2 | .500 | 5 | 7 | 12 | 7.4 | 1 | 0 | 4 | 3 | 3 | 9 | 9.4 | |
| at Alabama | 01/04/21 | * | 26 | 6-11 | .545 | 0-0 | .000 | 3-7 | .429 | 6 | 0 | 6 | 7.3 | 2 | 0 | 0 | 1 | 1 | 15 | 10.1 | |
| at #10/8 Kentucky | 01/10/21 | * | 27 | 3-5 | .600 | 0-0 | .000 | 1-4 | .250 | 1 | 1 | 2 | 6.7 | 2 | 0 | 0 | 1 | 2 | 7 | 9.8 | |
| at Vanderbilt | 01/14/21 | * | 21 | 9-10 | .900 | 0-0 | .000 | 2-5 | .400 | 1 | 1 | 2 | 6.2 | 0 | 1 | 0 | 1 | 1 | 20 | 10.8 | |
| #15/16 ARKANSAS | 01/18/21 | * | 18 | 5-8 | .625 | 0-0 | .000 | 0-1 | .000 | 0 | 4 | 4 | 6.0 | 2 | 0 | 1 | 1 | 0 | 10 | 10.7 | |
| #22/23 GEORGIA | 01/21/21 | * | 17 | 3-5 | .600 | 0-0 | .000 | 3-4 | .750 | 6 | 5 | 11 | 6.4 | 3 | 0 | 2 | 2 | 1 | 9 | 10.6 | |
| at LSU | 01/24/21 | * | 25 | 2-5 | .400 | 0-0 | .000 | 0-2 | .000 | 2 | 3 | 5 | 6.3 | 3 | 0 | 1 | 1 | 1 | 4 | 10.1 | |
| at #21/19 Mississippi State | 01/28/21 | * | 27 | 5-8 | .625 | 0-0 | .000 | 3-3 | 1.000 | 6 | 5 | 11 | 6.6 | 2 | 2 | 0 | 1 | 1 | 13 | 10.3 | |
| ALABAMA | 01/31/21 | * | 18 | 5-7 | .714 | 0-0 | .000 | 0-0 | .000 | 0 | 1 | 1 | 6.3 | 2 | 0 | 1 | 2 | 1 | 10 | 10.3 | |
| at Auburn | 02/04/21 | * | 23 | 4-9 | .444 | 0-0 | .000 | 3-3 | 1.000 | 1 | 6 | 7 | 6.3 | 0 | 0 | 1 | 1 | 3 | 11 | 10.3 | |
| at #2/5 UConn | 02/08/21 | * | 23 | 2-3 | .667 | 0-0 | .000 | 1-2 | .500 | 4 | 4 | 8 | 6.4 | 3 | 0 | 1 | 0 | 0 | 5 | 10.0 | |
| MISSOURI | 02/11/21 | * | 19 | 3-8 | .375 | 0-0 | .000 | 4-6 | .667 | 3 | 3 | 6 | 6.4 | 1 | 0 | 1 | 1 | 1 | 10 | 10.0 | |
| Totals | | | 17 | 398 | 74-125 | .592 | 0-0 | .000 | 32-56 | .571 | 50 | 65 | 115 | 6.4 | 36 | 7 | 22 | 29 | 20 | 180 | 10.0 |

Games played: 18
Minutes/game: 22.1
Points/game: 10.0
FG Pct: 59.2
FT Pct: 57.1

Rebounds/game: 6.4
Assists/game: 0.4
Turnovers/game: 1.2
Assist/turnover ratio: 0.3
Steals/game: 1.1
Blocks/game: 1.6



OLIVIA THOMPSON

5-8 • So. • Guard • Lexington, S.C.



Career Stats at South Carolina

| Season | gp-gs | min/avg | fg-fga | pct | 3fg-fga | pct | ft-fa | pct | off | def | tot | avg | pf | fo | ast | to | blk | stl | pts | avg |
|--------------|-------------|----------------|--------------|-------------|--------------|-------------|------------|-------------|----------|----------|----------|------------|----------|----------|----------|----------|----------|----------|-----------|------------|
| 2019-20 | 22-0 | 111/5.0 | 13-41 | .317 | 11-36 | .306 | 0-0 | .000 | 1 | 3 | 4 | 0.2 | 5 | 0 | 5 | 4 | 1 | 1 | 37 | 1.7 |
| 2020-21 | 14-0 | 47/3.4 | 6-16 | .375 | 4-12 | .333 | 0-0 | .000 | 2 | 3 | 5 | 0.4 | 3 | 0 | 1 | 2 | 0 | 1 | 16 | 1.1 |
| TOTAL | 36-0 | 158/4.4 | 19-57 | .333 | 15-48 | .313 | 0-0 | .000 | 3 | 6 | 9 | 0.3 | 8 | 0 | 6 | 6 | 1 | 2 | 53 | 1.5 |

Career Notables

- Began career as a walk-on and earned a scholarship prior to the 2020-21 season
- Great energy, great teammate
- Hit at least one 3-pointer in eight of her 22 games played as a freshman
- SCBCA Class 5A Player of the Year (2019)

Season Highlights

- Has played in 14 games this season, including nine SEC appearances
- Scored five points in the season opener against Charleston (Nov. 25), including one bucket from beyond the arc

Awards

SEC First-Year Academic Honor Roll (2019-20)

Miscellaneous

| | Season | Career | Record |
|------------|--------|--------|--------|
| 10+ Points | 0 | 1 | 1-0 |

Career Highs

| | |
|------|--------------------------------------|
| Pts |10 vs. Alabama State, 11/5/19 |
| FG |4 vs. Alabama State, 11/5/19 |
| FGA |7 vs. Alabama State, 11/5/19 |
| 3FG |2, 3x, last at Florida, 2/27/20 |
| 3FGA |6 at Ole Miss, 1/30/20 |
| FT | |
| FTA | |
| Reb |2 vs. Florida, 12/31/20 |
| Blk |1 at Clemson, 11/24/19 |
| Stl |1, 2x, last at Alabama, 1/4/21 |
| Asst |2 vs. USC Upstate, 11/21/19 |
| Min |14 at Ole Miss, 1/30/20 |

SEC Career Highs

| | |
|------|--|
| Pts |6, 2x, last at Florida, 2/27/20 |
| FG |2, 2x last at Florida, 2/27/20 |
| FGA |6, 2x, last vs. Vanderbilt, 2/17/20 |
| 3FG |2, 2x, last at Florida, 2/27/20 |
| 3FGA |6 at Ole Miss, 1/30/20 |
| FT | |
| FTA | |
| Reb |2 vs. Florida, 12/31/20 |
| Blk | |
| Stl |1 at Alabama, 1/4/21 |
| Asst |1, 3x, last vs Georgia, 1/21/21 |
| Min |14 at Ole Miss, 1/30/20 |

GAME-BY-GAME

| Opponent | Date | gs | min | Total | | 3-Pointers | | Free throws | | Rebounds | | | | pf | a | t/o | blk | stl | pts | avg |
|-----------------------------|----------|----------|-----------|-------------|-------------|-------------|-------------|-------------|-------------|----------|----------|----------|------------|----------|----------|----------|----------|----------|-----------|------------|
| | | | | fg-fga | pct | 3fg-fga | pct | ft-fa | pct | off | def | tot | avg | | | | | | | |
| COL. OF CHARLESTON | 11/25/20 | 8 | 2-4 | .500 | 1-2 | .500 | 0-0 | .000 | 0 | 0 | 0 | 0.0 | 0 | 0 | 1 | 0 | 0 | 5 | 5.0 | |
| vs South Dakota | 11/28/20 | 6 | 1-1 | 1.000 | 1-1 | 1.000 | 0-0 | .000 | 0 | 0 | 0 | 0.0 | 1 | 0 | 0 | 0 | 0 | 3 | 4.0 | |
| #8/6 NC STATE | 12/03/20 | 0 | 0-0 | .000 | 0-0 | .000 | 0-0 | .000 | 0 | 0 | 0 | 0.0 | 0 | 0 | 0 | 0 | 0 | 0 | 2.7 | |
| at #23/18 Iowa State | 12/06/20 | 4 | 0-1 | .000 | 0-1 | .000 | 0-0 | .000 | 1 | 0 | 1 | 0.3 | 0 | 0 | 1 | 0 | 0 | 0 | 2.0 | |
| TEMPLE | 12/17/20 | 5 | 1-4 | .250 | 0-3 | .000 | 0-0 | .000 | 1 | 0 | 1 | 0.4 | 0 | 0 | 0 | 0 | 0 | 2 | 2.0 | |
| FLORIDA | 12/31/20 | 5 | 0-1 | .000 | 0-0 | .000 | 0-0 | .000 | 0 | 2 | 2 | 0.7 | 0 | 0 | 0 | 0 | 0 | 0 | 1.7 | |
| at Alabama | 01/04/21 | 1 | 0-0 | .000 | 0-0 | .000 | 0-0 | .000 | 0 | 0 | 0 | 0.6 | 0 | 0 | 0 | 0 | 1 | 0 | 1.4 | |
| at #10/8 Kentucky | 01/10/21 | 0 | 0-0 | .000 | 0-0 | .000 | 0-0 | .000 | 0 | 0 | 0 | 0.5 | 0 | 0 | 0 | 0 | 0 | 0 | 1.3 | |
| at Vanderbilt | 01/14/21 | 5 | 1-3 | .333 | 1-3 | .333 | 0-0 | .000 | 0 | 1 | 1 | 0.6 | 1 | 0 | 0 | 0 | 0 | 3 | 1.4 | |
| #22/23 GEORGIA | 01/21/21 | 3 | 0-0 | .000 | 0-0 | .000 | 0-0 | .000 | 0 | 0 | 0 | 0.5 | 0 | 1 | 0 | 0 | 0 | 0 | 1.3 | |
| at #21/19 Mississippi State | 01/28/21 | 1 | 1-1 | 1.000 | 1-1 | 1.000 | 0-0 | .000 | 0 | 0 | 0 | 0.5 | 0 | 0 | 0 | 0 | 0 | 3 | 1.5 | |
| ALABAMA | 01/31/21 | 2 | 0-0 | .000 | 0-0 | .000 | 0-0 | .000 | 0 | 0 | 0 | 0.4 | 0 | 0 | 0 | 0 | 0 | 0 | 1.3 | |
| at Auburn | 02/04/21 | 5 | 0-0 | .000 | 0-0 | .000 | 0-0 | .000 | 0 | 0 | 0 | 0.4 | 1 | 0 | 0 | 0 | 0 | 0 | 1.2 | |
| MISSOURI | 02/11/21 | 2 | 0-1 | .000 | 0-1 | .000 | 0-0 | .000 | 0 | 0 | 0 | 0.4 | 0 | 0 | 0 | 0 | 0 | 0 | 1.1 | |
| Totals | | 0 | 47 | 6-16 | .375 | 4-12 | .333 | 0-0 | .000 | 2 | 3 | 5 | 0.4 | 3 | 1 | 2 | 0 | 1 | 16 | 1.1 |

Games played: 14
 Minutes/game: 3.4
 Points/game: 1.1
 FG Pct: 37.5
 3FG Pct: 33.3

Rebounds/game: 0.4
 Assists/game: 0.1
 Turnovers/game: 0.1
 Assist/turnover ratio: 0.5
 Steals/game: 0.1



ELYSA WESOLEK

6-1 • Jr. • Forward • Charleston, S.C.

32

Career Stats at South Carolina

| Season | gp-gs | min/avg | fg-fga | pct | 3fg-fga | pct | ft-fta | pct | off | def | tot | avg | pf | fo | ast | to | blk | stl | pts | avg |
|---------|-------|---------|--------|------|---------|------|--------|-------|-----|-----|-----|-----|----|----|-----|----|-----|-----|-----|-----|
| 2018-19 | 12-0 | 52/4.3 | 7-20 | .350 | 3-10 | .300 | 6-7 | .857 | 8 | 2 | 10 | 0.8 | 14 | 0 | 2 | 4 | 1 | 1 | 23 | 1.9 |
| 2019-20 | 20-0 | 99/5.0 | 11-29 | .379 | 4-13 | .308 | 2-2 | 1.000 | 4 | 12 | 16 | 0.8 | 11 | 0 | 4 | 9 | 1 | 3 | 28 | 1.4 |
| 2020-21 | 12-0 | 72/6.0 | 3-10 | .300 | 0-3 | .000 | 0-2 | .000 | 6 | 11 | 17 | 1.4 | 9 | 0 | 0 | 1 | 3 | 2 | 6 | 0.5 |
| TOTAL | 44-0 | 223/5.1 | 21-59 | .356 | 7-26 | .269 | 8-11 | .727 | 18 | 25 | 43 | 1.0 | 34 | 0 | 6 | 14 | 5 | 6 | 57 | 1.3 |

Career Notables

- Hard worker who does what the team needs and keeps a good attitude
- Four-year starter at Northwood Academy including three seasons winning South Carolina Independent School Association (SCISA) 3A state championship (2015, 2016, 2017)
- Amassed over 1,000 points in her high school career, including averaging 18.5 points as a senior

Season Highlights

- Impressed coaches in preseason with offseason work and improvement
- Has played in 12 games this season, including eight SEC outings
- Scored her first SEC points of the season with four at Vanderbilt (Jan. 14)
- Played a career-high 16 minutes in the season opener against Charleston (Nov. 25), notching new career bests in rebounds (4) and blocks (2)

Awards

2x SEC Academic Honor Roll (2018-19, 2019-20)

Miscellaneous

| | Season | Career | Record |
|------------|--------|--------|--------|
| 10+ Points | 0 | 1 | 1-0 |

Career Highs

| | |
|------|--|
| Pts | 10 vs. ETSU, 11/22/18 |
| FG | 3, 2x, last vs. Alabama State, 11/5/19 |
| FGA | 5 at Alabama State, 11/11/18 |
| 3FG | 2 vs. ETSU, 11/22/18 |
| 3FGA | 3 at Alabama State, 11/11/18 |
| FT | 3 at Alabama State, 11/11/18 |
| FTA | 3 at Alabama State, 11/11/18 |
| Reb | 4 vs. College of Charleston, 11/25/20 |
| Blk | 2 vs. College of Charleston, 11/25/20 |
| Stl | 2 vs. USC Upstate, 11/21/19 |
| Asst | 1, 6x, last at Missouri, 1/16/20 |
| Min | 16 vs. College of Charleston, 11/25/20 |

SEC Career Highs

| | |
|------|-------------------------------------|
| Pts | 5, 2x, last vs. Vanderbilt, 2/17/20 |
| FG | 2, 2x, last at Vanderbilt, 1/14/21 |
| FGA | 3, 4x, last at Vanderbilt, 1/14/21 |
| 3FG | 1 at Ole Miss, 1/30/20 |
| 3FGA | 2 at Ole Miss, 1/30/20 |
| FT | 2 at Ole Miss, 1/30/20 |
| FTA | 2 at Ole Miss, 1/30/20 |
| Reb | 3 at Auburn, 2/4/21 |
| Blk | 1, 2x, last at Ole Miss, 1/30/20 |
| Stl | 1 vs. Alabama, 1/31/21 |
| Asst | 1 at Missouri, 1/16/20 |
| Min | 13 at Vanderbilt, 1/14/21 |

GAME-BY-GAME

| Opponent | Date | gs | min | Total | | 3-Pointers | | Free throws | | Rebounds | | | | pf | a | t/o | blk | stl | pts | avg |
|-----------------------------|----------|----|-----|--------|------|------------|------|-------------|------|----------|-----|-----|-----|----|---|-----|-----|-----|-----|-----|
| | | | | fg-fga | pct | 3fg-fga | pct | ft-fta | pct | off | def | tot | avg | | | | | | | |
| COL. OF CHARLESTON | 11/25/20 | 16 | 1-1 | 1.000 | 0-0 | .000 | 0-0 | .000 | 2 | 2 | 4 | 4.0 | 3 | 0 | 0 | 2 | 0 | 2 | 2 | 2.0 |
| vs South Dakota | 11/28/20 | 1 | 0-0 | .000 | 0-0 | .000 | 0-0 | .000 | 0 | 1 | 1 | 2.5 | 1 | 0 | 0 | 0 | 0 | 0 | 1.0 | 1.0 |
| at #23/18 Iowa State | 12/06/20 | 4 | 0-1 | .000 | 0-1 | .000 | 0-0 | .000 | 2 | 0 | 2 | 2.3 | 1 | 0 | 0 | 1 | 0 | 0 | 0.7 | 0.7 |
| TEMPLE | 12/17/20 | 11 | 0-1 | .000 | 0-0 | .000 | 0-2 | .000 | 0 | 3 | 3 | 2.5 | 1 | 0 | 0 | 0 | 0 | 1 | 0 | 0.5 |
| FLORIDA | 12/31/20 | 2 | 0-1 | .000 | 0-1 | .000 | 0-0 | .000 | 0 | 0 | 0 | 2.0 | 0 | 0 | 0 | 0 | 0 | 0 | 0.4 | 0.4 |
| at Alabama | 01/04/21 | 1 | 0-0 | .000 | 0-0 | .000 | 0-0 | .000 | 0 | 0 | 0 | 1.7 | 0 | 0 | 0 | 0 | 0 | 0 | 0.3 | 0.3 |
| at Vanderbilt | 01/14/21 | 13 | 2-3 | .667 | 0-0 | .000 | 0-0 | .000 | 1 | 0 | 1 | 1.6 | 0 | 0 | 0 | 0 | 0 | 4 | 0.9 | 0.9 |
| #22/23 GEORGIA | 01/21/21 | 7 | 0-1 | .000 | 0-1 | .000 | 0-0 | .000 | 0 | 2 | 2 | 1.6 | 0 | 0 | 0 | 0 | 0 | 0 | 0.8 | 0.8 |
| at #21/19 Mississippi State | 01/28/21 | 3 | 0-0 | .000 | 0-0 | .000 | 0-0 | .000 | 0 | 0 | 0 | 1.4 | 2 | 0 | 0 | 0 | 0 | 0 | 0.7 | 0.7 |
| ALABAMA | 01/31/21 | 3 | 0-0 | .000 | 0-0 | .000 | 0-0 | .000 | 0 | 0 | 0 | 1.3 | 0 | 0 | 0 | 0 | 1 | 0 | 0.6 | 0.6 |
| at Auburn | 02/04/21 | 9 | 0-2 | .000 | 0-0 | .000 | 0-0 | .000 | 1 | 2 | 3 | 1.5 | 1 | 0 | 1 | 0 | 0 | 0 | 0.5 | 0.5 |
| MISSOURI | 02/11/21 | 2 | 0-0 | .000 | 0-0 | .000 | 0-0 | .000 | 0 | 1 | 1 | 1.4 | 0 | 0 | 0 | 0 | 0 | 0 | 0.5 | 0.5 |
| Totals | | 0 | 72 | 3-10 | .300 | 0-3 | .000 | 0-2 | .000 | 6 | 11 | 17 | 1.4 | 9 | 0 | 1 | 3 | 2 | 6 | 0.5 |

Games played: 12
 Minutes/game: 6.0
 Points/game: 0.5
 FG Pct: 30.0
 3FG Pct: 0.0
 FT Pct: 0.0

Rebounds/game: 1.4
 Turnovers/game: 0.1
 Steals/game: 0.2
 Blocks/game: 0.3

Official Basketball Box Score -- Game Totals -- Final Statistics
Col. of Charleston vs #1/1 South Carolina
11/25/20 12:00 pm at Columbia, SC

Col. of Charleston 38 • 0-1,0-0 CAA

Table with columns: #, Player, FG-FGA, 3-Ptr, FT-FTA, Rebounds, PF, TP, A TO Blk Stl, Min. Includes player stats for Arynn Eady, Madison Taylor, Taylor Williams, Tyler Gray, Tyler Collins, Shai Blanding, Amira Williams, Chelsea Wooten, Nia Covington, Anika McGarity, Lexi Maddox, Zoe McCrary, and Team totals.

Summary statistics table for Col. of Charleston game, including 1st-4th quarter percentages and game totals.

#1/1 South Carolina 119 • 1-0,0-0 SEC

Table with columns: #, Player, FG-FGA, 3-Ptr, FT-FTA, Rebounds, PF, TP, A TO Blk Stl, Min. Includes player stats for Aliyah Boston, Victoria Saxton, Zia Cooke, Destanni Henderson, Brea Beal, Olivia Thompson, Eniya Russell, Destiny Littleton, Laeticia Amihere, Lele Grissett, Elysa Wesolek, and Team totals.

Summary statistics table for #1/1 South Carolina game, including 1st-4th quarter percentages and game totals.

Officials: Saif Esho, Luis Gonzalez, Dawn Marsh
Technical fouls: Col. of Charleston-None. #1/1 South Carolina-None.

Attendance: 3500
2020-21 Women's Basketball. Round: 0. Col. of Charleston vs South Carolina. Pl

Score by periods table for Col. of Charleston vs #1/1 South Carolina.

Points in game table for Col. of Charleston vs #1/1 South Carolina.

Last FG - CC 4th-00:09, SC 4th-00:45.
Largest lead - CC None, SC by 83 4th-00:45.
CC led for 00:00. SC led for 39:55. Game was tied for 00:05.

Score tied - 0 times.
Lead changed - 0 times.

Official Basketball Box Score -- Game Totals -- Final Statistics
South Dakota vs #1/1 South Carolina
11/28/20 2:00 pm at Sioux Falls, SD

South Dakota 71 • 0-1,0-0 Summit L

Table with columns: #, Player, FG-FGA, 3-Ptr, FT-FTA, Rebounds, PF, TP, A TO Blk Stl, Min. Includes player stats for Jeniah Ugofsky, Hannah Sjerven, Liv Korngable, Chloe Lamb, Maddie Krull, Claudia Kunzer, Macy Guebert, Morgan Hansen, Regan Sankey, Kyah Watson, Allison Peplowski, Alexi Hempte, and Team totals.

Summary statistics table for South Dakota game, including 1st-4th quarter percentages and game totals.

#1/1 South Carolina 81 • 2-0,0-0 SEC

Table with columns: #, Player, FG-FGA, 3-Ptr, FT-FTA, Rebounds, PF, TP, A TO Blk Stl, Min. Includes player stats for Aliyah Boston, Victoria Saxton, Zia Cooke, Destanni Henderson, Brea Beal, Olivia Thompson, Eniya Russell, Destiny Littleton, Laeticia Amihere, Lele Grissett, Elysa Wesolek, and Team totals.

Summary statistics table for #1/1 South Carolina game, including 1st-4th quarter percentages and game totals.

Officials: Marla Ann Gearhart, Marcus Clayton, Marty Cook
Technical fouls: South Dakota-None. #1/1 South Carolina-None.

Attendance: 3500
2020-21 Women's Basketball. Round: 0. South Carolina vs South Dakota. Played a

Score by periods table for #1/1 South Carolina vs South Dakota.

Points in game table for #1/1 South Carolina vs South Dakota.

Last FG - SD 4th-00:42, SC 4th-02:50.
Largest lead - SD by 5 2nd-07:10, SC by 21 4th-08:18.
SD led for 05:51. SC led for 31:39. Game was tied for 02:30.

Score tied - 5 times.
Lead changed - 4 times.

Official Basketball Box Score -- Game Totals -- Final Statistics
#1/1 South Carolina vs #21/20 Gonzaga
11/29/20 2:00 pm at Sioux Falls, SD

#1/1 South Carolina 79 • 3-0,0-0 SEC

Table with columns: #, Player, FG-FGA, 3-Ptr, FT-FTA, Rebounds, PF, TP, A TO Blk Stl, Min. Includes player stats for Aliyah Boston, Victoria Saxton, Zia Cooke, Destanni Henderson, Brea Beal, Destiny Littleton, Laeticia Amihere, Lele Grissett, and Team totals.

Summary statistics table for #1/1 South Carolina game, including 1st-4th quarter percentages and game totals.

#21/20 Gonzaga 72 • 0-1,0-0 WCC

Table with columns: #, Player, FG-FGA, 3-Ptr, FT-FTA, Rebounds, PF, TP, A TO Blk Stl, Min. Includes player stats for Jenn Wirth, LeeAnne Wirth, Kiera Walker, Jill Townsend, Anamaria Virjoghe, Lily Scanlon, Louise Forsyth, Kaylynn Truong, Yvonne Ejim, McKayla Williams, Melody Kempton, and Team totals.

Summary statistics table for #21/20 Gonzaga game, including 1st-4th quarter percentages and game totals.

Officials: Robert Miles, Marla Ann Gearhart, Marcus Clayton
Technical fouls: #1/1 South Carolina-None. #21/20 Gonzaga-None.

Attendance: 3500
2020-21 Women's Basketball. Round: 0. Gonzaga vs South Carolina. Played at San

Score by periods table for #1/1 South Carolina vs #21/20 Gonzaga.

Points in game table for #1/1 South Carolina vs #21/20 Gonzaga.

Last FG - SC 4th-01:33, Gonz 4th-00:54.
Largest lead - SC by 8 4th-01:33, Gonz by 2 1st-09:17.
SC led for 34:04. Gonz led for 02:48. Game was tied for 03:08.

Score tied - 7 times.
Lead changed - 5 times.

Official Basketball Box Score -- Game Totals -- Final Statistics
#8/6 NC State vs #1/1 South Carolina
12/03/20 7:00 pm at Columbia, SC

#8/6 NC State 54 • 3-0,0-0 ACC

Table with columns: #, Player, FG-FGA, 3-Ptr, FT-FTA, Rebounds, PF, TP, A TO Blk Stl, Min. Includes player stats for Kayla Jones, Elissa Cunane, Raina Perez, Kai Crutchfield, Jakkia Brown-Turner, Rebecca Demeke, Elle Sutphin, Camille Hobby, and Team totals.

Summary statistics table for #8/6 NC State game, including 1st-4th quarter percentages and game totals.

#1/1 South Carolina 46 • 3-1,0-0 SEC

Table with columns: #, Player, FG-FGA, 3-Ptr, FT-FTA, Rebounds, PF, TP, A TO Blk Stl, Min. Includes player stats for Aliyah Boston, Victoria Saxton, Zia Cooke, Destanni Henderson, Brea Beal, Olivia Thompson, Eniya Russell, Destiny Littleton, Laeticia Amihere, Lele Grissett, and Team totals.

Summary statistics table for #1/1 South Carolina game, including 1st-4th quarter percentages and game totals.

Officials: Angelica Suffren, Karen Preato, Dee Kanter
Technical fouls: #8/6 NC State-None. #1/1 South Carolina-None.

Attendance: 3500
2020-21 Women's Basketball. Round: 0. NC State vs South Carolina. Played at Co

Score by periods table for #8/6 NC State vs #1/1 South Carolina.

Points in game table for #8/6 NC State vs #1/1 South Carolina.

Last FG - NCSU 4th-00:27, SC 4th-00:50.
Largest lead - NCSU by 8 4th-00:06, SC by 6 2nd-09:37.
NCSU led for 20:08. SC led for 13:51. Game was tied for 06:01.

Score tied - 5 times.
Lead changed - 18 times.

Official Basketball Box Score -- Game Totals -- Final Statistics
#1/1 South Carolina vs #23/18 Iowa State
12/06/20 11:00 am at Ames, IA

#1/1 South Carolina 83 • 4-1,0-0 SEC

Table with columns: #, Player, FG-FGA, 3-Ptr, FT-FTA, Rebounds (Off, Def, Tot), PF, TP, A, TO, Blk, Stl, Min. Includes team totals and game statistics.

Summary statistics for #1/1 South Carolina vs #23/18 Iowa State, including FG%, 3FG%, FT%, and game totals.

#23/18 Iowa State 65 • 2-2,1-0 Big 12

Table with columns: #, Player, FG-FGA, 3-Ptr, FT-FTA, Rebounds (Off, Def, Tot), PF, TP, A, TO, Blk, Stl, Min. Includes team totals and game statistics.

Summary statistics for #23/18 Iowa State vs #1/1 South Carolina, including FG%, 3FG%, FT%, and game totals.

Officials: Nykesha Thompson, Roy Gulbeyan, Dee Kantner
Technical fouls: #1/1 South Carolina-None. #23/18 Iowa State-None.

Attendance: 864
2020-21 Women's Basketball. Round: 0. Iowa St vs South Carolina. Played at Ja

Score by periods table for #1/1 South Carolina vs #23/18 Iowa State.

Points in Paint, Off T/O, 2nd Chance, Fast Break, Bench for #1/1 South Carolina vs #23/18 Iowa State.

Last FG - SC 4th-07:05, IowaSt 4th-01:38.
Largest lead - SC by 25 4th-07:05, IowaSt None.
SC led for 39:46. IowaSt led for 00:00. Game was tied for 00:14.

Official Basketball Box Score -- Game Totals -- Final Statistics
Temple vs #5/4 South Carolina
12/17/20 7:00 pm at Columbia, SC

Temple 41 • 0-3,0-0 AAC

Table with columns: #, Player, FG-FGA, 3-Ptr, FT-FTA, Rebounds (Off, Def, Tot), PF, TP, A, TO, Blk, Stl, Min. Includes team totals and game statistics.

Summary statistics for Temple vs #5/4 South Carolina, including FG%, 3FG%, FT%, and game totals.

#5/4 South Carolina 103 • 5-1,0-0 SEC

Table with columns: #, Player, FG-FGA, 3-Ptr, FT-FTA, Rebounds (Off, Def, Tot), PF, TP, A, TO, Blk, Stl, Min. Includes team totals and game statistics.

Summary statistics for #5/4 South Carolina vs Temple, including FG%, 3FG%, FT%, and game totals.

Officials: Karleena Tobin, Katie Lukanich, Pualani Spurlock
Technical fouls: Temple-None. #5/4 South Carolina-None.

Attendance: 3500
2020-21 Women's Basketball. Round: 0. South Carolina vs Temple. Played at Colo

Score by periods table for #5/4 South Carolina vs Temple.

Points in Paint, Off T/O, 2nd Chance, Fast Break, Bench for #5/4 South Carolina vs Temple.

Last FG - Temple 4th-06:44, SC 4th-00:00.
Largest lead - Temple by 3 1st-08:23, SC by 62 4th-00:00.
Temple led for 02:01. SC led for 35:59. Game was tied for 02:00.

Official Basketball Box Score -- Game Totals -- Final Statistics
Florida vs #5/4 South Carolina
12/31/20 4:00 pm at Columbia, SC

Florida 59 • 7-2,0-1 SEC

Table with columns: #, Player, FG-FGA, 3-Ptr, FT-FTA, Rebounds (Off, Def, Tot), PF, TP, A, TO, Blk, Stl, Min. Includes team totals and game statistics.

Summary statistics for Florida vs #5/4 South Carolina, including FG%, 3FG%, FT%, and game totals.

#5/4 South Carolina 75 • 6-1,1-0 SEC

Table with columns: #, Player, FG-FGA, 3-Ptr, FT-FTA, Rebounds (Off, Def, Tot), PF, TP, A, TO, Blk, Stl, Min. Includes team totals and game statistics.

Summary statistics for #5/4 South Carolina vs Florida, including FG%, 3FG%, FT%, and game totals.

Officials: Dawn Marsh, Natasha Camy, Pualani Spurlock-Welsh
Technical fouls: Florida-None. #5/4 South Carolina-None.

Attendance: 3500
2020-21 Women's Basketball. Round: 0. Florida vs South Carolina. Played at Col

Score by periods table for Florida vs #5/4 South Carolina.

Points in Paint, Off T/O, 2nd Chance, Fast Break, Bench for Florida vs #5/4 South Carolina.

Last FG - UF 4th-00:09, SC 4th-01:18.
Largest lead - UF None, SC by 22 3rd-08:51.
UF led for 00:00. SC led for 39:27. Game was tied for 00:23.

Official Basketball Box Score -- Game Totals -- Final Statistics
#5/4 South Carolina vs Alabama
01/04/21 6:00 pm at Tuscaloosa, AL

#5/4 South Carolina 77 • 7-1,2-0 SEC

Table with columns: #, Player, FG-FGA, 3-Ptr, FT-FTA, Rebounds (Off, Def, Tot), PF, TP, A, TO, Blk, Stl, Min. Includes team totals and game statistics.

Summary statistics for #5/4 South Carolina vs Alabama, including FG%, 3FG%, FT%, and game totals.

Alabama 60 • 8-1,1-1 SEC

Table with columns: #, Player, FG-FGA, 3-Ptr, FT-FTA, Rebounds (Off, Def, Tot), PF, TP, A, TO, Blk, Stl, Min. Includes team totals and game statistics.

Summary statistics for Alabama vs #5/4 South Carolina, including FG%, 3FG%, FT%, and game totals.

Officials: Cameron Inouye, Angelica Suffren, Dee Kantner
Technical fouls: #5/4 South Carolina-None. Alabama-None.

Attendance: 637
2020-21 Women's Basketball. Round: 0. Alabama vs South Carolina. Played at Col

Score by periods table for #5/4 South Carolina vs Alabama.

Points in Paint, Off T/O, 2nd Chance, Fast Break, Bench for #5/4 South Carolina vs Alabama.

Last FG - SC 4th-00:55, Bama 4th-03:44.
Largest lead - SC by 18 4th-00:55, Bama None.
SC led for 38:12. Bama led for 00:00. Game was tied for 01:48.

Official Basketball Box Score -- Game Totals -- Final Statistics
#5/4 South Carolina vs #10/8 Kentucky
01/10/21 5:00 pm at Lexington, KY

#5/4 South Carolina 75 • 8-1,3-0 SEC

| # | Player | Total | | 3-Ptr | | Rebounds | | | PF | TP | A | TO | Blk | Stl | Min |
|--------|--------------------|--------|--------|--------|--------|----------|-----|-----|----|----|---|----|-----|-----|-----|
| | | FG-FGA | FT-FTA | FG-FGA | FT-FTA | Off | Def | Tot | | | | | | | |
| 04 | Aliyah Boston | f | 8-14 | 1-1 | 3-4 | 5 | 7 | 12 | 3 | 20 | 1 | 2 | 7 | 3 | 25 |
| 05 | Victoria Saxton | f | 3-5 | 0-0 | 1-4 | 1 | 1 | 2 | 2 | 7 | 0 | 0 | 1 | 2 | 27 |
| 01 | Zia Cooke | g | 2-12 | 0-1 | 3-6 | 0 | 3 | 3 | 0 | 7 | 1 | 2 | 0 | 0 | 36 |
| 03 | Destanni Henderson | g | 8-17 | 0-0 | 6-7 | 2 | 6 | 8 | 0 | 22 | 3 | 6 | 0 | 0 | 38 |
| 12 | Brea Beal | g | 1-2 | 0-0 | 0-0 | 2 | 4 | 6 | 3 | 2 | 0 | 2 | 0 | 0 | 25 |
| 00 | Olivia Thompson | g | 0-0 | 0-0 | 0-0 | 0 | 0 | 0 | 0 | 0 | 0 | 0 | 0 | 0 | 0+ |
| 02 | Eniya Russell | g | 1-2 | 1-1 | 0-0 | 0 | 1 | 1 | 2 | 3 | 0 | 0 | 0 | 0 | 5 |
| 11 | Destiny Littleton | g | 0-0 | 0-0 | 0-0 | 0 | 0 | 0 | 1 | 0 | 0 | 0 | 0 | 0 | 1 |
| 15 | Leticia Amihere | g | 5-9 | 0-1 | 0-0 | 2 | 2 | 4 | 0 | 10 | 1 | 3 | 0 | 1 | 24 |
| 24 | LeLe Grissett | g | 2-3 | 0-0 | 0-0 | 2 | 1 | 3 | 2 | 4 | 0 | 3 | 2 | 0 | 19 |
| Team | | | | | 3 | | 4 | | 7 | | | | | | |
| Totals | | | 30-64 | 2-4 | 13-21 | 17 | 29 | 46 | 13 | 75 | 6 | 18 | 10 | 6 | 200 |

1st - FG %: 7-15 46.7% 2nd: 7-17 41.2% 3rd: 10-20 50.0% 4th: 6-12 50.0% Game: 30-64 46.9% Deadball Rebounds 5,1
 3FG %: 0-1 0.0% 1-2 50.0% 1-1 100.0% 0-0 0.0% 2-4 50.0%
 FT %: 1-1 100.0% 2-4 50.0% 1-6 66.7% 6-10 60.0% 13-21 61.9%

#10/8 Kentucky 70 • 9-3,2-2 SEC

| # | Player | Total | | 3-Ptr | | Rebounds | | | PF | TP | A | TO | Blk | Stl | Min |
|--------|--------------------|--------|--------|--------|--------|----------|-----|-----|----|----|----|----|-----|-----|-----|
| | | FG-FGA | FT-FTA | FG-FGA | FT-FTA | Off | Def | Tot | | | | | | | |
| 03 | Ke'Ke McKinney | f | 0-6 | 0-3 | 0-0 | 2 | 2 | 4 | 3 | 0 | 1 | 1 | 2 | 0 | 30 |
| 00 | Olivia Owens | c | 1-5 | 0-1 | 0-0 | 1 | 1 | 2 | 3 | 2 | 0 | 4 | 1 | 1 | 18 |
| 05 | Blair Green | g | 1-3 | 1-2 | 0-0 | 0 | 1 | 1 | 1 | 3 | 1 | 0 | 0 | 0 | 15 |
| 10 | Rhyné Howard | g | 13-25 | 0-5 | 6-6 | 3 | 4 | 7 | 2 | 32 | 3 | 1 | 1 | 2 | 37 |
| 15 | Chasity Patterson | g | 5-10 | 2-4 | 0-0 | 1 | 1 | 2 | 3 | 12 | 4 | 0 | 1 | 2 | 29 |
| 01 | Robyn Benton | g | 1-9 | 0-4 | 3-4 | 1 | 1 | 2 | 3 | 5 | 1 | 3 | 1 | 5 | 23 |
| 13 | Jasmine Massengill | g | 2-3 | 0-0 | 0-0 | 0 | 1 | 1 | 2 | 4 | 0 | 1 | 1 | 2 | 20 |
| 14 | Tatyana Wyatt | g | 0-0 | 0-0 | 0-0 | 0 | 0 | 0 | 1 | 0 | 0 | 0 | 0 | 0 | 2 |
| 21 | Nyah Leveretter | g | 0-0 | 0-0 | 0-0 | 0 | 1 | 1 | 0 | 0 | 0 | 0 | 0 | 0 | 5 |
| 44 | Dre'Una Edwards | g | 5-13 | 0-1 | 2-2 | 4 | 3 | 7 | 2 | 12 | 0 | 3 | 0 | 0 | 21 |
| Team | | | | | 3 | | 1 | | 4 | | | | | | |
| Totals | | | 28-74 | 3-20 | 11-12 | 15 | 16 | 31 | 20 | 70 | 10 | 13 | 7 | 12 | 200 |

1st - FG %: 9-20 45.0% 2nd: 8-18 44.4% 3rd: 6-14 42.9% 4th: 5-22 22.7% Game: 28-74 37.8% Deadball Rebounds 2,3
 3FG %: 0-3 0.0% 1-4 25.0% 0-4 0.0% 2-9 22.2% 3-20 15.0%
 FT %: 1-1 100.0% 5-6 83.3% 2-2 100.0% 11-12 91.7%

Officials: Billy Smith, Pualani Spurlock-Welsh, Gina Cross
 Technical fouls: #5/4 South Carolina-None, #10/8 Kentucky-None.
 Attendance: 1200
 2020-21 Women's Basketball. Round: 0. Kentucky vs South Carolina. Played at Me

| Score by periods | 1st | 2nd | 3rd | 4th | Total |
|---------------------|-----|-----|-----|-----|-------|
| #5/4 South Carolina | 15 | 17 | 25 | 18 | 75 |
| #10/8 Kentucky | 19 | 22 | 15 | 14 | 70 |

Last FG - SC 4th-01:11, UK 4th-02:31.
 Largest lead - SC by 9 4th-04:29, UK by 9 2nd-00:02.
 SC led for 12:43. UK led for 25:13. Game was tied for 02:04.

Score tied - 1 time.
 Lead changed - 8 times.

Official Basketball Box Score -- Game Totals -- Final Statistics
#5/4 South Carolina vs Vanderbilt
01/14/21 7:00 pm at Nashville, TN

#5/4 South Carolina 106 • 9-1,4-0 SEC

| # | Player | Total | | 3-Ptr | | Rebounds | | | PF | TP | A | TO | Blk | Stl | Min |
|--------|--------------------|--------|--------|--------|--------|----------|-----|-----|----|-----|----|----|-----|-----|-----|
| | | FG-FGA | FT-FTA | FG-FGA | FT-FTA | Off | Def | Tot | | | | | | | |
| 04 | Aliyah Boston | f | 4-8 | 0-1 | 1-1 | 4 | 6 | 10 | 0 | 9 | 2 | 2 | 4 | 2 | 19 |
| 05 | Victoria Saxton | f | 9-10 | 0-0 | 2-5 | 1 | 1 | 2 | 0 | 20 | 1 | 0 | 1 | 1 | 21 |
| 01 | Zia Cooke | g | 3-7 | 0-1 | 3-4 | 0 | 2 | 2 | 1 | 9 | 2 | 2 | 0 | 1 | 23 |
| 03 | Destanni Henderson | g | 4-8 | 1-3 | 3-0 | 0 | 7 | 7 | 1 | 12 | 9 | 1 | 0 | 0 | 26 |
| 12 | Brea Beal | g | 7-9 | 3-4 | 0-2 | 1 | 2 | 3 | 0 | 17 | 1 | 0 | 0 | 0 | 20 |
| 00 | Olivia Thompson | g | 1-3 | 1-3 | 0-0 | 0 | 1 | 1 | 1 | 3 | 0 | 0 | 0 | 0 | 5 |
| 02 | Eniya Russell | g | 3-8 | 0-2 | 0-2 | 0 | 3 | 3 | 1 | 6 | 1 | 1 | 0 | 2 | 20 |
| 11 | Destiny Littleton | g | 2-5 | 2-3 | 2-2 | 0 | 3 | 3 | 1 | 8 | 2 | 1 | 0 | 1 | 17 |
| 15 | Leticia Amihere | g | 4-7 | 0-0 | 3-5 | 4 | 4 | 8 | 3 | 11 | 1 | 1 | 3 | 3 | 19 |
| 24 | LeLe Grissett | g | 3-8 | 0-0 | 1-1 | 7 | 5 | 12 | 4 | 7 | 0 | 3 | 1 | 0 | 17 |
| 32 | Elysa Wesolek | g | 2-3 | 0-0 | 0-0 | 1 | 0 | 1 | 0 | 4 | 0 | 0 | 0 | 0 | 13 |
| Team | | | | | 2 | | 6 | | 8 | | | | | | |
| Totals | | | 42-76 | 7-17 | 15-25 | 20 | 40 | 60 | 12 | 106 | 19 | 12 | 9 | 10 | 200 |

1st - FG %: 13-21 61.9% 2nd: 6-13 46.2% 3rd: 13-22 59.1% 4th: 10-20 50.0% Game: 42-76 55.3% Deadball Rebounds 5
 3FG %: 2-3 66.7% 1-4 25.0% 2-5 40.0% 2-5 40.0% 7-17 41.2%
 FT %: 2-3 66.7% 6-8 75.0% 5-9 55.6% 2-5 40.0%

Vanderbilt 43 • 4-3,0-2 SEC

| # | Player | Total | | 3-Ptr | | Rebounds | | | PF | TP | A | TO | Blk | Stl | Min |
|--------|-------------------|--------|--------|--------|--------|----------|-----|-----|----|----|---|----|-----|-----|-----|
| | | FG-FGA | FT-FTA | FG-FGA | FT-FTA | Off | Def | Tot | | | | | | | |
| 05 | Yaubryon Chambers | f | 1-7 | 0-0 | 0-2 | 1 | 1 | 2 | 4 | 2 | 0 | 2 | 1 | 3 | 32 |
| 23 | Koi Love | f | 8-21 | 1-2 | 1-5 | 0 | 9 | 9 | 2 | 18 | 0 | 5 | 0 | 1 | 33 |
| 01 | Enna Pehadzic | g | 4-12 | 1-1 | 0-0 | 2 | 2 | 4 | 2 | 9 | 0 | 4 | 0 | 1 | 34 |
| 02 | Chelsie Hall | g | 3-13 | 0-0 | 2-2 | 0 | 4 | 4 | 2 | 8 | 1 | 4 | 0 | 1 | 31 |
| 02 | Brylee Bartram | g | 0-5 | 0-5 | 0-0 | 0 | 0 | 0 | 0 | 0 | 0 | 2 | 0 | 0 | 33 |
| 00 | Bella LaChance | g | 1-4 | 0-0 | 0-0 | 0 | 1 | 1 | 1 | 2 | 1 | 0 | 0 | 1 | 14 |
| 25 | Kyndall Golden | g | 1-2 | 0-0 | 0-0 | 0 | 2 | 2 | 5 | 2 | 0 | 1 | 0 | 0 | 13 |
| 44 | Emily Bowman | g | 1-1 | 0-0 | 0-0 | 1 | 0 | 1 | 2 | 2 | 0 | 0 | 1 | 0 | 10 |
| Team | | | | | 5 | | 0 | | 5 | | | | | | |
| Totals | | | 19-65 | 2-8 | 3-9 | 9 | 19 | 28 | 18 | 43 | 3 | 19 | 2 | 7 | 200 |

1st - FG %: 5-15 33.3% 2nd: 0-16 0.0% 3rd: 7-17 41.2% 4th: 7-17 41.2% Game: 19-65 29.2% Deadball Rebounds 3
 3FG %: 1-2 50.0% 0-3 0.0% 0-0 0.0% 1-3 33.3% 2-8 25.0%
 FT %: 2-4 50.0% 0-0 0.0% 0-0 0.0% 1-5 20.0%

Officials: Eric Koch, Karleena Tobin, Laura Morris
 Technical fouls: #5/4 South Carolina-None, Vanderbilt-None.
 Attendance: 24
 2020-21 Women's Basketball. Round: 0. South Carolina vs Vanderbilt. Played at

| Score by periods | 1st | 2nd | 3rd | 4th | Total |
|---------------------|-----|-----|-----|-----|-------|
| #5/4 South Carolina | 30 | 19 | 33 | 24 | 106 |
| Vanderbilt | 13 | 0 | 14 | 16 | 43 |

Last FG - SC 4th-00:53, Vandy 4th-02:04.
 Largest lead - SC by 63 4th-04:43, Vandy None.
 SC led for 39:39, Vandy led for 00:00. Game was tied for 00:12.

Score tied - 0 times.
 Lead changed - 0 times.

Official Basketball Box Score -- Game Totals -- Final Statistics
#15/16 Arkansas vs #4/4 South Carolina
01/18/21 7:00 pm at Columbia, SC

#15/16 Arkansas 82 • 11-5,2-4 SEC

| # | Player | Total | | 3-Ptr | | Rebounds | | | PF | TP | A | TO | Blk | Stl | Min |
|--------|-----------------|--------|--------|--------|--------|----------|-----|-----|----|----|----|----|-----|-----|-----|
| | | FG-FGA | FT-FTA | FG-FGA | FT-FTA | Off | Def | Tot | | | | | | | |
| 24 | Taylah Thomas | f | 2-5 | 1-1 | 4-4 | 2 | 4 | 6 | 3 | 9 | 1 | 0 | 0 | 0 | 22 |
| 12 | Destiny Slocum | g | 7-15 | 1-4 | 0-1 | 1 | 3 | 4 | 4 | 15 | 5 | 2 | 0 | 2 | 33 |
| 23 | Amber Ramirez | g | 4-7 | 0-0 | 2-2 | 0 | 3 | 3 | 2 | 10 | 0 | 1 | 3 | 0 | 33 |
| 33 | Chelsea Dungee | g | 8-18 | 2-2 | 4-6 | 0 | 5 | 5 | 1 | 22 | 1 | 3 | 1 | 1 | 36 |
| 43 | Makayla Daniels | g | 4-10 | 2-4 | 0-0 | 0 | 1 | 1 | 2 | 10 | 1 | 2 | 0 | 2 | 26 |
| 01 | Marquesha Davis | g | 1-5 | 1-2 | 0-0 | 0 | 3 | 3 | 0 | 3 | 1 | 0 | 1 | 1 | 17 |
| 04 | Erynn Barnum | g | 6-10 | 0-0 | 1-1 | 2 | 1 | 3 | 3 | 13 | 0 | 0 | 1 | 0 | 16 |
| 14 | Jailyn Mason | g | 0-1 | 0-0 | 0-0 | 0 | 0 | 0 | 3 | 0 | 1 | 0 | 0 | 0 | 15 |
| 25 | Destinee Oberg | g | 0-0 | 0-0 | 0-0 | 0 | 0 | 0 | 1 | 0 | 0 | 0 | 0 | 0 | 2 |
| Team | | | | | 4 | | 4 | | 1 | | | | | | |
| Totals | | | 32-71 | 7-13 | 11-14 | 9 | 20 | 29 | 19 | 82 | 10 | 9 | 6 | 6 | 200 |

1st - FG %: 8-21 38.1% 2nd: 7-14 50.0% 3rd: 9-18 50.0% 4th: 8-18 44.4% Game: 32-71 45.1% Deadball Rebounds 1
 3FG %: 1-4 25.0% 2-3 66.7% 2-3 66.7% 7-13 53.8%
 FT %: 0-0 0.0% 4-4 100.0% 4-4 100.0% 3-6 50.0%

#4/4 South Carolina 104 • 10-1,5-0 SEC

| # | Player | Total | | 3-Ptr | | Rebounds | | | PF | TP | A | TO | Blk | Stl | Min |
|----|--------------------|--------|--------|--------|--------|----------|-----|-----|----|----|----|----|-----|-----|-----|
| | | FG-FGA | FT-FTA | FG-FGA | FT-FTA | Off | Def | Tot | | | | | | | |
| 04 | Aliyah Boston | f | 11-17 | 0-2 | 4-5 | 6 | 10 | 16 | 2 | 26 | 3 | 1 | 6 | 0 | 32 |
| 05 | Victoria Saxton | f | 5-8 | 0-0 | 1-1 | 0 | 4 | 4 | 2 | 10 | 0 | 1 | 1 | 0 | 18 |
| 01 | Zia Cooke | g | 3-7 | 1-3 | 2-2 | 0 | 3 | 3 | 4 | 9 | 3 | 4 | 0 | 0 | 22 |
| 03 | Destanni Henderson | g | 6-13 | 2-2 | 0-0 | 1 | 1 | 2 | 4 | 14 | 10 | 2 | 0 | 1 | 36 |
| 12 | Brea Beal | g | 7-11 | 3-5 | 5-6 | 0 | 4 | 4 | 0 | 22 | 1 | 0 | 0 | 2 | 35 |
| 02 | Eniya Russell | g | 1-1 | 0-0 | 1-2 | 0 | 1 | 1 | 1 | 3 | 1 | 1 | 0 | 0 | 4 |
| 11 | Destiny Littleton | g | 2-4 | 2-3 | 1-2 | 1 | 4 | 5 | 1 | 7 | 1 | 0 | 0 | 0 | 17 |
| 15 | Leticia | | | | | | | | | | | | | | |

Official Basketball Box Score -- Game Totals -- Final Statistics
#4/3 South Carolina vs LSU
01/24/21 12:00 pm at Baton Rouge, LA

#4/3 South Carolina 69 • 12-1,7-0 SEC

Table with columns: #, Player, FG-FGA, 3-Ptr, FT-FTA, Rebounds (Off, Def, Tot), PF, TP, A, TO, Blk, Stl, Min. Includes team totals and game statistics.

LSU 65 • 6-7,4-3 SEC

Table with columns: #, Player, FG-FGA, 3-Ptr, FT-FTA, Rebounds (Off, Def, Tot), PF, TP, A, TO, Blk, Stl, Min. Includes team totals and game statistics.

Officials: Karen Preato, Eric J Brewton, Tina Napier
Technical fouls: #4/3 South Carolina-None. LSU-None.
Attendance: 918
2020-21 Women's Basketball. Round: 0. LSU vs South Carolina. Played at Maravic

Score by periods table with columns: 1st, 2nd, 3rd, 4th, Total. Shows scores for #4/3 South Carolina and LSU.

Last FG - SC 4th-01:14, LSU 4th-00:01.
Largest lead - SC by 9 4th-01:14, LSU by 6 3rd-08:40.
SC led for 17:16. LSU led for 14:11. Game was tied for 08:33.

Score tied - 10 times.
Lead changed - 8 times.

Official Basketball Box Score -- Game Totals -- Final Statistics
#4/3 South Carolina vs #21/19 Mississippi State
01/28/21 6:00 pm at Starkville, MS

#4/3 South Carolina 75 • 13-1,8-0 SEC

Table with columns: #, Player, FG-FGA, 3-Ptr, FT-FTA, Rebounds (Off, Def, Tot), PF, TP, A, TO, Blk, Stl, Min. Includes team totals and game statistics.

#21/19 Mississippi State 52 • 8-5,3-4 SEC

Table with columns: #, Player, FG-FGA, 3-Ptr, FT-FTA, Rebounds (Off, Def, Tot), PF, TP, A, TO, Blk, Stl, Min. Includes team totals and game statistics.

Officials: Karen Preato, Brian Garland, Brian Hall
Technical fouls: #4/3 South Carolina-None. #21/19 Mississippi State-None.
Attendance: 1000
2020-21 Women's Basketball. Round: 0. Mississippi St. vs South Carolina. Played

Score by periods table with columns: 1st, 2nd, 3rd, 4th, Total. Shows scores for #4/3 South Carolina and #21/19 Mississippi State.

Last FG - SC 4th-00:31, MSU 4th-01:18.
Largest lead - SC by 23 4th-00:31, MSU by 5 1st-07:49.
SC led for 30:11. MSU led for 08:14. Game was tied for 01:06.

Score tied - 0 times.
Lead changed - 3 times.

Official Basketball Box Score -- Game Totals -- Final Statistics
Alabama vs #4/3 South Carolina
01/31/21 3:00 pm at Columbia, SC

Alabama 63 • 12-4,5-4 SEC

Table with columns: #, Player, FG-FGA, 3-Ptr, FT-FTA, Rebounds (Off, Def, Tot), PF, TP, A, TO, Blk, Stl, Min. Includes team totals and game statistics.

#4/3 South Carolina 87 • 14-1,9-0 SEC

Table with columns: #, Player, FG-FGA, 3-Ptr, FT-FTA, Rebounds (Off, Def, Tot), PF, TP, A, TO, Blk, Stl, Min. Includes team totals and game statistics.

Officials: Karleena Tobin, Douglas Knight, Gina Cross
Technical fouls: Alabama-None. #4/3 South Carolina-None.
Attendance: 3500
2020-21 Women's Basketball. Round: 0. Alabama vs South Carolina. Played at Col

Score by periods table with columns: 1st, 2nd, 3rd, 4th, Total. Shows scores for Alabama and #4/3 South Carolina.

Last FG - Bama 4th-03:39, SC 4th-00:29.
Largest lead - Bama by 8 1st-05:40, SC by 24 4th-00:29.
Bama led for 06:53. SC led for 29:25. Game was tied for 03:42.

Score tied - 4 times.
Lead changed - 9 times.

Official Basketball Box Score -- Game Totals -- Final Statistics
#2/1 South Carolina vs Auburn
02/04/21 6:00 pm at Auburn, AL

#2/1 South Carolina 77 • 15-1,10-0 SEC

Table with columns: #, Player, FG-FGA, 3-Ptr, FT-FTA, Rebounds (Off, Def, Tot), PF, TP, A, TO, Blk, Stl, Min. Includes team totals and game statistics.

Auburn 58 • 5-12,0-9 SEC

Table with columns: #, Player, FG-FGA, 3-Ptr, FT-FTA, Rebounds (Off, Def, Tot), PF, TP, A, TO, Blk, Stl, Min. Includes team totals and game statistics.

Officials: Ashlee Goode, Pualani Spurlock-Welsh, Beverly Roberts
Technical fouls: #2/1 South Carolina-None. Auburn-None.
Attendance: 608
2020-21 Women's Basketball. Round: 0. Auburn vs South Carolina. Played at Aubu

Score by periods table with columns: 1st, 2nd, 3rd, 4th, Total. Shows scores for #2/1 South Carolina and Auburn.

Last FG - SC 4th-02:45, AUB 4th-02:07.
Largest lead - SC by 32 4th-08:15, AUB None.
SC led for 39:29. AUB led for 00:00. Game was tied for 00:31.

Score tied - 0 times.
Lead changed - 0 times.

Official Basketball Box Score -- Game Totals -- Final Statistics
#1/1 South Carolina vs #2/5 UConn
02/08/21 7:00 pm at Mansfield, CT

#1/1 South Carolina 59 • 15-2,10-0 SEC

| ## | Player | Total | | 3-Ptr | | Rebounds | | | PF | TP | A | TO | Blk | Stl | Min |
|---------------|--------------------|--------|--------------|------------|-------------|-----------|-----------|-----------|-----------|-----------|----------|-----------|----------|----------|------------|
| | | FG-FGA | FT-FTA | FG-FGA | FT-FTA | Off | Def | Tot | | | | | | | |
| 04 | Aliyah Boston | f | 8-17 | 0-3 | 1-2 | 8 | 7 | 15 | 4 | 17 | 1 | 2 | 3 | 2 | 43 |
| 05 | Victoria Saxton | f | 2-3 | 0-0 | 1-2 | 4 | 4 | 8 | 3 | 5 | 0 | 1 | 0 | 0 | 23 |
| 01 | Zia Cooke | g | 4-13 | 1-2 | 2-2 | 1 | 3 | 4 | 2 | 11 | 3 | 4 | 0 | 0 | 37 |
| 03 | Destanni Henderson | g | 5-17 | 0-1 | 1-5 | 1 | 4 | 5 | 1 | 11 | 3 | 8 | 0 | 0 | 38 |
| 12 | Brea Beal | g | 3-9 | 0-2 | 2-2 | 2 | 8 | 10 | 1 | 8 | 0 | 3 | 0 | 0 | 45 |
| 11 | Destiny Littleton | g | 0-1 | 0-0 | 0-0 | 0 | 1 | 1 | 2 | 0 | 0 | 0 | 0 | 0 | 14 |
| 15 | Laeticia Amihere | g | 2-5 | 0-0 | 0-0 | 1 | 1 | 2 | 0 | 4 | 0 | 2 | 0 | 1 | 13 |
| 24 | LeLe Grissett | g | 1-3 | 0-0 | 1-2 | 1 | 2 | 3 | 2 | 3 | 0 | 1 | 1 | 0 | 12 |
| Team | | | | | | 1 | 3 | 4 | | | | | | | |
| Totals | | | 25-68 | 1-9 | 8-15 | 19 | 33 | 52 | 15 | 59 | 7 | 21 | 4 | 3 | 225 |

1st - FG %: 7-18 38.9% 2nd: 4-12 33.3% 3rd: 6-14 42.9% 4th: 6-16 37.5% Game: 25-68 36.8% Deadball Rebounds 4
 3FG %: 0-2 0.0% 1-3 33.3% 0-0 0.0% 0-1 0.0% 1-9 11.1%
 FT %: 0-0 0.0% 1-4 25.0% 5-7 71.4% 1-2 50.0% 8-15 53.3%

#2/5 UConn 63 • 14-1,11-0 Big Ea

| ## | Player | Total | | 3-Ptr | | Rebounds | | | PF | TP | A | TO | Blk | Stl | Min |
|---------------|---------------------|--------|--------------|-------------|------------|-----------|-----------|-----------|-----------|-----------|-----------|-----------|----------|-----------|------------|
| | | FG-FGA | FT-FTA | FG-FGA | FT-FTA | Off | Def | Tot | | | | | | | |
| 20 | Olivia Nelson-Ododa | f | 3-10 | 0-1 | 0-0 | 3 | 4 | 7 | 4 | 6 | 6 | 1 | 1 | 0 | 30 |
| 05 | Paige Bueckers | g | 14-26 | 1-6 | 2-2 | 1 | 3 | 4 | 3 | 31 | 5 | 3 | 1 | 6 | 45 |
| 10 | Nika Muhl | g | 3-6 | 1-3 | 1-1 | 0 | 3 | 3 | 4 | 8 | 2 | 2 | 1 | 2 | 35 |
| 13 | Christyn Williams | g | 3-11 | 0-2 | 0-2 | 1 | 2 | 3 | 0 | 6 | 0 | 4 | 0 | 0 | 34 |
| 22 | Evinah Westbrook | g | 0-4 | 0-2 | 0-0 | 0 | 1 | 1 | 1 | 0 | 0 | 2 | 1 | 0 | 24 |
| 03 | Aaliyah Edwards | g | 4-9 | 0-0 | 0-2 | 1 | 4 | 5 | 3 | 8 | 2 | 0 | 1 | 1 | 35 |
| 44 | Aubrey Griffin | g | 2-7 | 0-1 | 0-1 | 2 | 5 | 7 | 4 | 4 | 0 | 3 | 3 | 2 | 22 |
| Team | | | | | | 5 | 4 | 9 | | | | | | | |
| Totals | | | 29-73 | 2-15 | 3-8 | 13 | 26 | 39 | 19 | 63 | 15 | 17 | 8 | 11 | 225 |

1st - FG %: 5-22 22.7% 2nd: 7-13 53.8% 3rd: 10-20 50.0% 4th: 4-12 33.3% Game: 29-73 39.7% Deadball Rebounds 3,1
 3FG %: 0-5 0.0% 0-1 0.0% 0-4 0.0% 1-2 50.0% 2-15 13.3%
 FT %: 0-0 0.0% 0-0 0.0% 1-3 33.3% 0-3 0.0%

Officials: Tiera Cruse, Joseph Vaszi, Dee Kantner
 Technical fouls: #1/1 South Carolina-None. #2/5 UConn-None.
 Attendance:
 2020-21 Women's Basketball. Round: 0. South Carolina vs UConn. Played at Harry

| Score by periods | 1st | 2nd | 3rd | 4th | OT | Total | Points | In | Off | 2nd | Fast | Bench |
|---------------------|-----|-----|-----|-----|----|-------|--------|----|-----|-----|------|-------|
| #1/1 South Carolina | 14 | 10 | 17 | 13 | 5 | 59 | 40 | 13 | 17 | 0 | 7 | |
| #2/5 UConn | 10 | 14 | 21 | 9 | 9 | 63 | 36 | 19 | 10 | 10 | 12 | |

Last FG - SC OT-01:56, UConn OT-00:10.
 Largest lead - SC by 6 1st-02:03, UConn by 7 4th-09:15.
 SC led for 25:03. UConn led for 13:40. Game was tied for 06:17.
 Score tied - 8 times.
 Lead changed - 7 times.

Official Basketball Box Score -- Game Totals -- Final Statistics
Missouri vs #1/3 South Carolina
02/11/21 7:00 pm at Columbia, SC

Missouri 62 • 7-8,3-7 SEC

| ## | Player | Total | | 3-Ptr | | Rebounds | | | PF | TP | A | TO | Blk | Stl | Min |
|---------------|-------------------|--------|--------------|-------------|-------------|----------|-----------|-----------|-----------|-----------|----------|-----------|----------|----------|------------|
| | | FG-FGA | FT-FTA | FG-FGA | FT-FTA | Off | Def | Tot | | | | | | | |
| 00 | Ladazhia Williams | f | 5-9 | 0-0 | 2-2 | 0 | 2 | 2 | 3 | 12 | 0 | 1 | 0 | 0 | 20 |
| 43 | Hayley Frank | f | 3-8 | 1-4 | 2-2 | 0 | 1 | 1 | 3 | 9 | 0 | 2 | 0 | 1 | 28 |
| 04 | Mama Dembele | g | 0-3 | 0-0 | 2-2 | 0 | 3 | 3 | 0 | 2 | 2 | 1 | 0 | 2 | 23 |
| 13 | Haley Troup | g | 1-4 | 0-1 | 2-4 | 1 | 2 | 3 | 2 | 4 | 1 | 2 | 0 | 1 | 28 |
| 33 | Aijha Blackwell | g | 2-11 | 1-4 | 0-0 | 4 | 6 | 10 | 5 | 5 | 0 | 2 | 1 | 0 | 26 |
| 01 | Lauren Hansen | g | 3-6 | 2-3 | 0-0 | 1 | 2 | 3 | 1 | 8 | 0 | 1 | 0 | 0 | 23 |
| 02 | Sara-Rose Smith | g | 0-0 | 0-0 | 0-0 | 0 | 0 | 0 | 0 | 0 | 0 | 0 | 0 | 0 | 2 |
| 05 | Shannon Dufficy | g | 2-4 | 1-3 | 0-0 | 0 | 3 | 3 | 3 | 5 | 0 | 0 | 0 | 0 | 17 |
| 12 | Shug Dickson | g | 6-12 | 3-6 | 0-0 | 0 | 1 | 1 | 2 | 15 | 3 | 2 | 1 | 0 | 26 |
| 32 | Jayla Kelly | g | 1-1 | 0-0 | 0-0 | 1 | 0 | 1 | 1 | 2 | 0 | 0 | 0 | 1 | 2 |
| 40 | Micah Linthacum | g | 0-0 | 0-0 | 0-0 | 0 | 1 | 1 | 1 | 0 | 0 | 0 | 1 | 0 | 5 |
| Team | | | | | | 1 | 1 | 2 | | | | | | | |
| Totals | | | 23-58 | 8-21 | 8-10 | 8 | 22 | 30 | 21 | 62 | 6 | 11 | 3 | 5 | 200 |

1st - FG %: 8-13 61.5% 2nd: 6-12 50.0% 3rd: 5-16 31.3% 4th: 4-17 23.5% Game: 23-58 39.7% Deadball Rebounds 1
 3FG %: 2-4 50.0% 3-6 50.0% 1-5 20.0% 2-6 33.3% 8-21 38.1%
 FT %: 2-2 100.0% 1-2 50.0% 3-4 75.0% 2-2 100.0% 8-10 80.0%

#1/3 South Carolina 77 • 16-2,11-0 SEC

| ## | Player | Total | | 3-Ptr | | Rebounds | | | PF | TP | A | TO | Blk | Stl | Min |
|---------------|--------------------|--------|--------------|-------------|--------------|-----------|-----------|-----------|-----------|-----------|-----------|----------|----------|----------|------------|
| | | FG-FGA | FT-FTA | FG-FGA | FT-FTA | Off | Def | Tot | | | | | | | |
| 04 | Aliyah Boston | f | 3-5 | 0-0 | 5-6 | 6 | 6 | 12 | 2 | 11 | 1 | 2 | 4 | 0 | 30 |
| 05 | Victoria Saxton | f | 3-8 | 0-0 | 4-6 | 3 | 3 | 6 | 1 | 10 | 0 | 1 | 1 | 1 | 19 |
| 01 | Zia Cooke | g | 6-14 | 1-4 | 2-3 | 0 | 2 | 2 | 2 | 15 | 1 | 2 | 0 | 0 | 32 |
| 03 | Destanni Henderson | g | 5-8 | 1-2 | 0-1 | 2 | 2 | 4 | 1 | 11 | 3 | 1 | 0 | 4 | 32 |
| 12 | Brea Beal | g | 4-8 | 0-3 | 1-1 | 0 | 4 | 4 | 3 | 9 | 3 | 1 | 1 | 0 | 28 |
| 00 | Olivia Thompson | g | 0-1 | 0-1 | 0-0 | 0 | 0 | 0 | 0 | 0 | 0 | 0 | 0 | 0 | 2 |
| 02 | Eniya Russell | g | 0-2 | 0-1 | 1-2 | 0 | 0 | 0 | 0 | 1 | 0 | 0 | 0 | 0 | 3 |
| 11 | Destiny Littleton | g | 2-4 | 1-3 | 0-0 | 0 | 1 | 1 | 0 | 5 | 0 | 0 | 0 | 0 | 15 |
| 15 | Laeticia Amihere | g | 2-5 | 0-0 | 2-2 | 2 | 4 | 6 | 1 | 6 | 0 | 1 | 0 | 0 | 15 |
| 24 | LeLe Grissett | g | 4-6 | 1-1 | 0-0 | 1 | 0 | 1 | 3 | 9 | 2 | 0 | 2 | 1 | 22 |
| 32 | Elysa Wesolek | g | 0-0 | 0-0 | 0-0 | 0 | 1 | 1 | 0 | 0 | 0 | 0 | 0 | 0 | 2 |
| Team | | | | | | 0 | 1 | 1 | | | | | | | |
| Totals | | | 29-61 | 4-15 | 15-21 | 14 | 24 | 38 | 13 | 77 | 10 | 8 | 8 | 6 | 200 |

1st - FG %: 4-15 26.7% 2nd: 9-19 47.4% 3rd: 10-15 66.7% 4th: 6-12 50.0% Game: 29-61 47.5% Deadball Rebounds 2,4
 3FG %: 0-1 0.0% 2-6 33.3% 2-5 40.0% 0-3 0.0% 4-15 26.7%
 FT %: 8-11 72.7% 0-0 0.0% 0-1 0.0% 7-9 77.8%

Officials: Carla Fountain, Brian Garland, Karen Preato
 Technical fouls: Missouri-None. #1/3 South Carolina-None.
 Attendance: 3500
 2020-21 Women's Basketball. Round: 0. Missouri vs South Carolina. Played at Co

| Score by periods | 1st | 2nd | 3rd | 4th | Total | Points | In | Off | 2nd | Fast | Bench |
|---------------------|-----|-----|-----|-----|-------|--------|----|-----|-----|------|-------|
| Missouri | 20 | 16 | 14 | 12 | 62 | 44 | 24 | 6 | 6 | 0 | 30 |
| #1/3 South Carolina | 16 | 20 | 22 | 19 | 77 | 36 | 12 | 14 | 13 | 21 | |

Last FG - Mizzou 4th-00:49, SC 4th-03:10.
 Largest lead - Mizzou by 5 1st-03:37, SC by 21 4th-03:10.
 Mizzou led for 12:53. SC led for 22:14. Game was tied for 04:53.
 Score tied - 6 times.
 Lead changed - 3 times.

2020-21 South Carolina Basketball
#1/3 South Carolina Points-Rebounds-Assists (as of Feb 11, 2021)
All games

| Opponent | Date | Score | THOMPSON, 00 | COOKE,ZIA, 01 | RUSSELL,EN, 02 | HENDERSON, 03 | BOSTON,ALI, 04 | SAXTON,VIC, 05 | LITTLETON, 11 | BEAL,BREA, 12 | AMHERE,LA, 15 | GRISSETT,L, 24 | WESOLEKE, 32 |
|-----------|----------|----------|--------------|---------------|----------------|---------------|----------------|----------------|---------------|---------------|---------------|----------------|--------------|
| CC | 11/25/20 | 119-38 W | 5-0-0 | 18-1-3 | 14-4-2 | 11-6-5 | 11-12-1 | 19-12-2 | 7-8-0 | 8-2-1 | 11-11-2 | 13-10-3 | 2-4-0 |
| vs SD | 11/28/20 | 81-71 W | 3-0-0 | 19-5-1 | 2-0-1 | 19-9-3 | 12-8-4 | 4-3-0 | 0-0-0 | 3-5-3 | 11-9-1 | 8-5-1 | 0-1-0 |
| vs Gonz | 11/29/20 | 79-72 W | DNP | 16-4-4 | DNP | 23-3-2 | 10-5-0 | 9-6-1 | 1-1-1 | 12-7-1 | 6-4-2 | 2-2-1 | DNP |
| NCSU | 12/03/20 | 46-54 L | 0-0-0 | 11-5-1 | 0-0-0 | 2-7-6 | 9-9-0 | 0-3-0 | 0-2-0 | 5-4-0 | 11-15-2 | 8-3-0 | DNP |
| at lowaSt | 12/06/20 | 83-65 W | 0-1-0 | 19-1-4 | 8-1-0 | 12-4-7 | 13-15-3 | 9-9-1 | 5-7-3 | 13-4-2 | 4-2-1 | DNP | 0-2-0 |
| Temple | 12/17/20 | 103-41 W | 2-1-0 | 23-3-4 | 11-3-1 | 8-3-7 | 14-9-1 | 16-7-0 | 6-4-2 | 5-3-3 | 11-3-1 | 7-7-3 | 0-3-0 |
| UF | 12/31/20 | 75-59 W | 0-2-0 | 26-3-5 | 0-1-0 | 2-7-9 | 28-16-1 | 9-12-0 | DNP | 4-1-2 | 2-3-2 | 4-2-0 | 0-0-0 |
| at Bama | 01/04/21 | 77-60 W | 0-0-0 | 18-3-2 | 0-0-0 | 20-8-5 | 5-10-0 | 15-6-0 | DNP | 8-10-0 | 3-5-0 | 8-4-2 | 0-0-0 |
| at UK | 01/10/21 | 75-70 W | 0-0-0 | 7-3-1 | 3-1-0 | 22-8-3 | 20-12-1 | 7-2-0 | 0-0-0 | 2-6-0 | 10-4-1 | 4-3-0 | DNP |
| at Vandy | 01/14/21 | 106-43 W | 3-1-0 | 9-2-2 | 6-3-1 | 12-7-9 | 9-10-2 | 20-2-1 | 8-3-2 | 17-3-1 | 11-8-1 | 7-12-0 | 4-1-0 |
| Ark | 01/18/21 | 104-82 W | DNP | 9-3-3 | 3-1-1 | 14-2-10 | 26-16-3 | 10-4-0 | 7-5-1 | 22-4-1 | 6-1-2 | 7-8-0 | DNP |
| UGA | 01/21/21 | 62-50 W | 0-0-1 | 16-2-0 | 0-0-0 | 2-4-3 | 16-11-2 | 9-11-0 | 1-5-1 | 9-7-1 | 4-2-1 | 5-0-1 | 0-2-0 |
| at LSU | 01/24/21 | 69-65 W | DNP | 11-1-0 | 0-0-1 | 16-5-8 | 20-14-0 | 4-5-0 | 0-1-0 | 10-4-4 | 0-2-0 | 8-3-3 | DNP |
| at MSU | 01/28/21 | 75-52 W | 3-0-0 | 19-3-3 | 2-1-0 | 6-4-2 | 6-12-0 | 13-11-2 | 2-0-2 | 6-5-0 | 7-7-2 | 11-5-1 | 0-0-0 |
| Bama | 01/31/21 | 87-63 W | 0-0-0 | 21-2-0 | 4-3-0 | 14-6-7 | 6-13-6 | 10-1-0 | 8-3-2 | 11-6-0 | 7-1-0 | 6-4-0 | 0-0-0 |
| at AUB | 02/04/21 | 77-58 W | 0-0-0 | 17-2-2 | 3-1-0 | 4-4-9 | 14-8-1 | 11-7-0 | 6-4-2 | 6-5-1 | 6-9-0 | 10-4-0 | 0-3-0 |
| at UConn | 02/08/21 | 59-63 L | DNP | 11-4-3 | DNP | 11-5-3 | 17-15-1 | 5-8-0 | 0-1-0 | 8-10-0 | 4-2-0 | 3-3-0 | DNP |
| Mizzou | 02/11/21 | 77-62 W | 0-0-0 | 15-2-1 | 1-0-0 | 11-4-3 | 11-12-1 | 10-6-0 | 5-1-0 | 9-4-3 | 6-6-0 | 9-1-2 | 0-1-0 |

2020-21 South Carolina Basketball
#1/3 South Carolina Team Game-by-Game Comparison (as of Feb 11, 2021)
All games

| Opponent | 1st | 2nd | Score | Mar | Total FG | FG Pct | 3-Pointers | 3FG Pct | Free Throws | FT Pct | Rebounds | Assist | T/Over | Block | Steal | Fouls |
|--------------------------|-------|-------|--------|-----|-------------|-----------|------------|-----------|-------------|-----------|----------|--------|--------|-------|-------|-------|
| COL. OF CHARLESTON | 62/20 | 57/18 | 119-38 | +81 | 42-71/13-74 | .592/.176 | 4-13/1-23 | .308/.043 | 31-47/11-24 | .660/.458 | 73/28 | 19/0 | 15/18 | 13/3 | 12/6 | 20/31 |
| South Dakota | 37/37 | 44/34 | 81-71 | +10 | 30-72/29-67 | .417/.433 | 5-14/2-16 | .357/.125 | 16-29/11-20 | .552/.550 | 45/37 | 14/15 | 9/8 | 5/3 | 6/5 | 22/25 |
| #21/20 Gonzaga | 38/34 | 41/38 | 79-72 | +7 | 26-54/29-55 | .481/.527 | 2-5/9-19 | .400/.474 | 25-41/5-13 | .610/.385 | 36/29 | 12/20 | 12/15 | 4/5 | 6/4 | 17/32 |
| #8/6 NC STATE | 20/21 | 26/33 | 46-54 | (8) | 20-74/20-68 | .270/.294 | 2-12/4-17 | .167/.235 | 4-11/10-12 | .364/.833 | 54/49 | 9/10 | 11/9 | 6/7 | 2/2 | 15/12 |
| #23/18 Iowa State | 44/30 | 39/35 | 83-65 | +18 | 30-63/23-62 | .476/.371 | 13-26/5-27 | .500/.185 | 10-13/14-16 | .769/.875 | 50/24 | 21/8 | 19/10 | 6/5 | 1/8 | 21/10 |
| TEMPLE | 44/25 | 59/16 | 103-41 | +62 | 39-73/14-60 | .534/.233 | 8-22/4-23 | .364/.174 | 17-25/9-13 | .680/.692 | 54/30 | 22/6 | 6/18 | 7/5 | 10/1 | 8/19 |
| FLORIDA | 39/18 | 36/41 | 75-59 | +16 | 31-79/24-65 | .392/.369 | 3-16/7-17 | .188/.412 | 10-12/4-11 | .833/.364 | 51/39 | 19/11 | 15/21 | 10/2 | 12/3 | 14/14 |
| Alabama | 37/26 | 40/34 | 77-60 | +17 | 31-74/22-56 | .419/.393 | 3-8/4-16 | .375/.250 | 12-24/12-19 | .500/.632 | 55/31 | 9/9 | 13/12 | 4/5 | 7/5 | 14/21 |
| #10/8 Kentucky | 32/41 | 43/29 | 75-70 | +5 | 30-64/28-74 | .469/.378 | 2-4/3-20 | .500/.150 | 13-21/11-12 | .619/.917 | 46/31 | 6/10 | 18/13 | 10/7 | 6/12 | 13/20 |
| Vanderbilt | 49/13 | 57/30 | 106-43 | +63 | 42-76/19-65 | .553/.292 | 7-17/2-8 | .412/.250 | 15-25/3-9 | .600/.333 | 60/28 | 19/3 | 12/19 | 9/2 | 10/7 | 12/18 |
| #15/16 ARKANSAS | 42/37 | 62/45 | 104-82 | +22 | 40-74/32-71 | .541/.451 | 8-15/7-13 | .533/.538 | 16-22/11-14 | .727/.786 | 50/29 | 21/10 | 13/9 | 10/6 | 4/6 | 16/19 |
| #22/23 GEORGIA | 30/18 | 32/32 | 62-50 | +12 | 22-62/22-65 | .355/.338 | 2-11/1-5 | .182/.200 | 16-24/5-8 | .667/.625 | 47/37 | 10/13 | 20/23 | 14/7 | 14/5 | 15/20 |
| LSU | 23/25 | 46/40 | 69-65 | +4 | 27-57/25-60 | .474/.417 | 2-15/2-6 | .133/.333 | 13-25/13-17 | .520/.765 | 39/33 | 16/4 | 16/17 | 3/1 | 8/7 | 15/22 |
| #21/19 Mississippi State | 36/23 | 39/29 | 75-52 | +23 | 27-66/22-65 | .409/.338 | 2-13/3-14 | .154/.214 | 19-22/5-15 | .864/.333 | 51/38 | 12/9 | 13/15 | 4/6 | 9/6 | 14/20 |
| ALABAMA | 40/41 | 47/22 | 87-63 | +24 | 31-61/24-66 | .508/.364 | 6-10/7-21 | .600/.333 | 19-20/8-12 | .950/.667 | 43/30 | 15/9 | 13/13 | 8/4 | 10/6 | 15/21 |
| Auburn | 47/18 | 30/40 | 77-58 | +19 | 31-63/23-66 | .492/.348 | 6-12/7-15 | .500/.467 | 9-14/5-10 | .643/.500 | 51/29 | 15/11 | 17/9 | 6/3 | 4/7 | 12/15 |
| #25 UConn | 24/24 | 30/30 | 59-63 | (4) | 25-68/29-73 | .368/.397 | 1-9/2-15 | .111/.133 | 8-15/3-8 | .533/.375 | 52/39 | 7/15 | 21/17 | 4/8 | 3/11 | 15/19 |
| MISSOURI | 36/36 | 41/26 | 77-62 | +15 | 29-61/23-58 | .475/.397 | 4-15/8-21 | .267/.381 | 15-21/8-10 | .714/.800 | 38/30 | 10/6 | 8/11 | 8/3 | 6/5 | 13/21 |

Note: Game totals are displayed in the format TEAM/OPPONENT for each category

2020-21 South Carolina Basketball
#1/3 South Carolina Combined Team Statistics (as of Feb 11, 2021)
Conference games only

| RECORD: | | OVERALL | | HOME | | AWAY | | NEUTRAL | |
|----------------|--|----------------|--|-------------|--|-------------|--|----------------|--|
| ALL GAMES | | 11-0 | | 5-0 | | 6-0 | | 0-0 | |
| CONFERENCE | | 11-0 | | 5-0 | | 6-0 | | 0-0 | |
| NON-CONFERENCE | | 0-0 | | 0-0 | | 0-0 | | 0-0 | |

| ## | Player | gp-gs | min | avg | Total | | 3-Point | | F-Throw | | Rebounds | | | | | pts | avg | | | | | |
|----------------|--------------------|-------|------|------|---------|------|---------|------|---------|------|----------|-----|-----|------|-----|-----|-----|-----|----|----|-----|------|
| | | | | | fg-fga | fg% | 3fg-fga | 3fg% | ft-fga | ft% | off | def | tot | avg | pf | | | dq | a | to | blk | stl |
| 01 | Zia Cooke | 11-11 | 335 | 30.5 | 62-146 | .425 | 10-34 | .294 | 34-44 | .773 | 3 | 23 | 26 | 2.4 | 17 | 0 | 19 | 25 | 1 | 11 | 168 | 15.3 |
| 04 | Aliyah Boston | 11-11 | 323 | 29.4 | 64-124 | .516 | 5-17 | .294 | 28-37 | .757 | 46 | 88 | 134 | 12.2 | 27 | 0 | 17 | 19 | 44 | 12 | 161 | 14.6 |
| 03 | Destanni Henderson | 11-11 | 364 | 33.1 | 47-106 | .443 | 10-27 | .370 | 19-22 | .864 | 12 | 47 | 59 | 5.4 | 10 | 0 | 68 | 29 | 0 | 17 | 123 | 11.2 |
| 05 | Victoria Saxton | 11-11 | 251 | 22.8 | 49-85 | .576 | 0-0 | .000 | 20-37 | .541 | 31 | 36 | 67 | 6.1 | 18 | 0 | 3 | 11 | 15 | 15 | 118 | 10.7 |
| 12 | Brea Beal | 11-11 | 285 | 25.9 | 40-81 | .494 | 8-25 | .320 | 16-25 | .640 | 14 | 41 | 55 | 5.0 | 23 | 0 | 13 | 11 | 6 | 9 | 104 | 9.5 |
| 24 | LeLe Grissett | 11-0 | 203 | 18.5 | 31-63 | .492 | 1-2 | .500 | 16-26 | .615 | 30 | 16 | 46 | 4.2 | 21 | 0 | 9 | 23 | 8 | 3 | 79 | 7.2 |
| 15 | Laeticia Amihere | 11-0 | 189 | 17.2 | 25-70 | .357 | 0-3 | .000 | 12-21 | .571 | 22 | 26 | 48 | 4.4 | 20 | 0 | 9 | 26 | 11 | 12 | 62 | 5.6 |
| 11 | Destiny Littleton | 9-0 | 121 | 13.4 | 11-22 | .500 | 7-13 | .538 | 8-10 | .800 | 2 | 20 | 22 | 2.4 | 4 | 0 | 10 | 5 | 1 | 5 | 37 | 4.1 |
| 02 | Eniya Russell | 11-0 | 65 | 5.9 | 8-27 | .296 | 2-8 | .250 | 4-8 | .500 | 1 | 10 | 11 | 1.0 | 8 | 0 | 3 | 5 | 0 | 4 | 22 | 2.0 |
| 00 | Olivia Thompson | 9-0 | 24 | 2.7 | 2-6 | .333 | 2-5 | .400 | 0-0 | .000 | 0 | 3 | 3 | 0.3 | 2 | 0 | 1 | 0 | 0 | 1 | 6 | 0.7 |
| 32 | Elysa Wesolek | 8-0 | 40 | 5.0 | 2-7 | .286 | 0-2 | .000 | 0-0 | .000 | 2 | 5 | 7 | 0.9 | 3 | 0 | 0 | 1 | 0 | 1 | 4 | 0.5 |
| Team | | | | | | | | | | | 25 | 28 | 53 | | | | 3 | | | | | |
| Total..... | | 11 | 2200 | | 341-737 | .463 | 45-136 | .331 | 157-230 | .683 | 188 | 343 | 531 | 48.3 | 153 | 0 | 152 | 158 | 86 | 90 | 884 | 80.4 |
| Opponents..... | | 11 | 2200 | | 264-711 | .371 | 51-156 | .327 | 85-137 | .620 | 120 | 235 | 355 | 32.3 | 211 | 4 | 95 | 162 | 46 | 69 | 664 | 60.4 |

2020-21 South Carolina Basketball
South Carolina Combined Team Statistics (as of Feb 08, 2021)
vs. Ranked Teams

| RECORD: | | OVERALL | | HOME | | AWAY | | NEUTRAL | |
|----------------|--|----------------|--|-------------|--|-------------|--|----------------|--|
| ALL GAMES | | 6-2 | | 2-1 | | 3-1 | | 1-0 | |
| CONFERENCE | | 4-0 | | 2-0 | | 2-0 | | 0-0 | |
| NON-CONFERENCE | | 2-2 | | 0-1 | | 1-1 | | 1-0 | |

| ## | Player | gp-gs | min | avg | Total | | 3-Point | | F-Throw | | Rebounds | | | | | pts | avg | | | | | |
|----------------|--------------------|-------|------|------|---------|------|---------|------|---------|------|----------|-----|-----|------|-----|-----|-----|-----|----|----|-----|------|
| | | | | | fg-fga | fg% | 3fg-fga | 3fg% | ft-fga | ft% | off | def | tot | avg | pf | | | dq | a | to | blk | stl |
| 04 | Aliyah Boston | 8-8 | 248 | 31.0 | 48-97 | .495 | 4-17 | .235 | 17-23 | .739 | 35 | 60 | 95 | 11.9 | 24 | 0 | 10 | 18 | 32 | 9 | 117 | 14.6 |
| 01 | Zia Cooke | 8-8 | 259 | 32.4 | 38-111 | .342 | 9-24 | .375 | 23-26 | .885 | 2 | 23 | 25 | 3.1 | 11 | 0 | 19 | 20 | 0 | 5 | 108 | 13.5 |
| 03 | Destanni Henderson | 8-8 | 283 | 35.4 | 34-92 | .370 | 6-17 | .353 | 18-27 | .667 | 10 | 27 | 37 | 4.6 | 8 | 0 | 36 | 26 | 1 | 4 | 92 | 11.5 |
| 12 | Brea Beal | 8-8 | 228 | 28.5 | 27-59 | .458 | 7-16 | .438 | 16-22 | .727 | 13 | 34 | 47 | 5.9 | 13 | 0 | 5 | 13 | 4 | 7 | 77 | 9.6 |
| 05 | Victoria Saxton | 8-8 | 181 | 22.6 | 25-43 | .581 | 0-0 | .000 | 12-20 | .600 | 21 | 33 | 54 | 6.8 | 22 | 0 | 4 | 12 | 8 | 6 | 62 | 7.8 |
| 15 | Laeticia Amihere | 8-0 | 148 | 18.5 | 21-58 | .362 | 0-4 | .000 | 10-17 | .588 | 17 | 20 | 37 | 4.6 | 17 | 1 | 11 | 15 | 7 | 8 | 52 | 6.5 |
| 24 | Lele Grissett | 7-0 | 131 | 18.7 | 15-32 | .469 | 0-0 | .000 | 10-24 | .417 | 13 | 11 | 24 | 3.4 | 16 | 1 | 3 | 11 | 4 | 3 | 40 | 5.7 |
| 02 | Eniya Russell | 6-0 | 37 | 6.2 | 6-15 | .400 | 2-5 | .400 | 2-4 | .500 | 1 | 3 | 4 | 0.7 | 7 | 0 | 1 | 6 | 1 | 0 | 16 | 2.7 |
| 11 | Destiny Littleton | 8-0 | 88 | 11.0 | 5-14 | .357 | 3-8 | .375 | 3-6 | .500 | 4 | 17 | 21 | 2.6 | 5 | 0 | 8 | 2 | 0 | 3 | 16 | 2.0 |
| 00 | Olivia Thompson | 5-0 | 8 | 1.6 | 1-2 | .500 | 1-2 | .500 | 0-0 | .000 | 1 | 0 | 1 | 0.2 | 0 | 0 | 1 | 1 | 0 | 0 | 3 | 0.6 |
| 32 | Elysa Wesolek | 3-0 | 14 | 4.7 | 0-2 | .000 | 0-2 | .000 | 0-0 | .000 | 2 | 2 | 4 | 1.3 | 3 | 0 | 0 | 0 | 1 | 0 | 0 | 0.0 |
| Team | | | | | | | | | | | 19 | 18 | 37 | | | | 3 | | | | | |
| Total..... | | 8 | 1625 | | 220-525 | .419 | 32-95 | .337 | 111-169 | .657 | 138 | 248 | 386 | 48.2 | 126 | 2 | 98 | 127 | 58 | 45 | 583 | 72.9 |
| Opponents..... | | 8 | 1625 | | 205-533 | .385 | 34-130 | .262 | 64-98 | .653 | 94 | 182 | 276 | 34.5 | 152 | 3 | 95 | 111 | 51 | 54 | 508 | 63.5 |

| Date | Opponent | Score | Att. |
|------------|-----------------------------|-----------|------|
| @ 11/29/20 | vs #21/20 Gonzaga | w 79-72 | 0 |
| 12/03/20 | #8/6 NC STATE | L 46-54 | 3500 |
| < 12/06/20 | at #23/18 Iowa State | w 83-65 | 864 |
| * 01/10/21 | at #10/8 Kentucky | w 75-70 | 1200 |
| * 01/18/21 | #15/16 ARKANSAS | w 104-82 | 3500 |
| * 01/21/21 | #22/23 GEORGIA | w 62-50 | 3500 |
| * 01/28/21 | at #21/19 Mississippi State | w 75-52 | 1000 |
| 02/08/21 | at #2/5 UConn | Lot 59-63 | 0 |

2020-21 South Carolina Basketball
#1/3 South Carolina Combined Team Statistics (as of Feb 11, 2021)
All games

| RECORD: | OVERALL | HOME | AWAY | NEUTRAL |
|----------------|----------------|-------------|-------------|----------------|
| ALL GAMES | 16-2 | 7-1 | 7-1 | 2-0 |
| CONFERENCE | 11-0 | 5-0 | 6-0 | 0-0 |
| NON-CONFERENCE | 5-2 | 2-1 | 1-1 | 2-0 |

| ## | Player | gp-gs | min | avg | Total | | 3-Point | | F-Throw | | Rebounds | | | | | pts | avg | | | | | |
|----------------|--------------------|-------|------|------|----------|------|---------|------|---------|------|----------|-----|-----|------|-----|-----|-----|-----|-----|-----|------|------|
| | | | | | fg-fga | fg% | 3fg-fga | 3fg% | ft-fga | ft% | off | def | tot | avg | pf | | | dq | a | to | blk | stl |
| 01 | Zia Cooke | 18-18 | 555 | 30.8 | 101-244 | .414 | 27-65 | .415 | 56-72 | .778 | 7 | 42 | 49 | 2.7 | 25 | 0 | 39 | 43 | 1 | 15 | 285 | 15.8 |
| 04 | Aliyah Boston | 18-18 | 533 | 29.6 | 101-204 | .495 | 7-29 | .241 | 38-53 | .717 | 75 | 132 | 207 | 11.5 | 47 | 0 | 27 | 29 | 54 | 21 | 247 | 13.7 |
| 03 | Destanni Henderson | 18-18 | 583 | 32.4 | 78-179 | .436 | 17-44 | .386 | 36-49 | .735 | 18 | 78 | 96 | 5.3 | 18 | 0 | 101 | 46 | 2 | 22 | 209 | 11.6 |
| 05 | Victoria Saxton | 18-17 | 398 | 22.1 | 74-125 | .592 | 0-0 | .000 | 32-56 | .571 | 50 | 65 | 115 | 6.4 | 36 | 0 | 7 | 22 | 29 | 20 | 180 | 10.0 |
| 12 | Brea Beal | 18-18 | 466 | 25.9 | 62-133 | .466 | 12-36 | .333 | 22-38 | .579 | 27 | 63 | 90 | 5.0 | 35 | 0 | 23 | 21 | 9 | 14 | 158 | 8.8 |
| 24 | Lele Grissett | 17-0 | 306 | 18.0 | 48-87 | .552 | 1-2 | .500 | 23-45 | .511 | 44 | 32 | 76 | 4.5 | 35 | 1 | 17 | 27 | 12 | 7 | 120 | 7.1 |
| 15 | Laeticia Amihere | 18-1 | 328 | 18.2 | 44-121 | .364 | 0-8 | .000 | 32-53 | .604 | 40 | 54 | 94 | 5.2 | 38 | 1 | 18 | 37 | 19 | 14 | 120 | 6.7 |
| 02 | Eniya Russell | 16-0 | 127 | 7.9 | 20-52 | .385 | 4-15 | .267 | 13-23 | .565 | 2 | 17 | 19 | 1.2 | 15 | 0 | 7 | 10 | 1 | 6 | 57 | 3.6 |
| 11 | Destiny Littleton | 16-0 | 210 | 13.1 | 16-41 | .390 | 8-23 | .348 | 16-20 | .800 | 4 | 41 | 45 | 2.8 | 10 | 0 | 16 | 7 | 1 | 8 | 56 | 3.5 |
| 00 | Olivia Thompson | 14-0 | 47 | 3.4 | 6-16 | .375 | 4-12 | .333 | 0-0 | .000 | 2 | 3 | 5 | 0.4 | 3 | 0 | 1 | 2 | 0 | 1 | 16 | 1.1 |
| 32 | Elysa Wesolek | 12-0 | 72 | 6.0 | 3-10 | .300 | 0-3 | .000 | 0-2 | .000 | 6 | 11 | 17 | 1.4 | 9 | 0 | 0 | 1 | 3 | 2 | 6 | 0.5 |
| Team | | | | | | | | | | | 40 | 42 | 82 | | | | 6 | | | | | |
| Total..... | | 18 | 3625 | | 553-1212 | .456 | 80-237 | .338 | 268-411 | .652 | 315 | 580 | 895 | 49.7 | 271 | 2 | 256 | 251 | 131 | 130 | 1454 | 80.8 |
| Opponents..... | | 18 | 3625 | | 421-1170 | .360 | 78-296 | .264 | 148-243 | .609 | 203 | 388 | 591 | 32.8 | 359 | 9 | 169 | 257 | 82 | 106 | 1068 | 59.3 |

| TEAM STATISTICS | SC | OPP | Date | Opponent | Score | Att. |
|------------------------|-----------|------------|-------------|-----------------------------|--------------|-------------|
| SCORING | 1454 | 1068 | 11/25/20 | COL. OF CHARLESTON | w 119-38 | 3500 |
| Points per game | 80.8 | 59.3 | @ 11/28/20 | vs South Dakota | w 81-71 | 0 |
| Scoring margin | +21.4 | - | @ 11/29/20 | vs #21/20 Gonzaga | w 79-72 | 0 |
| FIELD GOALS-ATT | 553-1212 | 421-1170 | 12/03/20 | #8/6 NC STATE | L 46-54 | 3500 |
| Field goal pct | .456 | .360 | < 12/06/20 | at #23/18 Iowa State | w 83-65 | 864 |
| 3 POINT FG-ATT | 80-237 | 78-296 | 12/17/20 | TEMPLE | w 103-41 | 3500 |
| 3-point FG pct | .338 | .264 | * 12/31/20 | FLORIDA | w 75-59 | 3500 |
| 3-pt FG made per game | 4.4 | 4.3 | * 01/04/21 | at Alabama | w 77-60 | 637 |
| FREE THROWS-ATT | 268-411 | 148-243 | * 01/10/21 | at #10/8 Kentucky | w 75-70 | 1200 |
| Free throw pct | .652 | .609 | * 01/14/21 | at Vanderbilt | w 106-43 | 24 |
| F-Throws made per game | 14.9 | 8.2 | * 01/18/21 | #15/16 ARKANSAS | w 104-82 | 3500 |
| REBOUNDS | 895 | 591 | * 01/21/21 | #22/23 GEORGIA | w 62-50 | 3500 |
| Rebounds per game | 49.7 | 32.8 | * 01/24/21 | at LSU | w 69-65 | 918 |
| Rebounding margin | +16.9 | - | * 01/28/21 | at #21/19 Mississippi State | w 75-52 | 1000 |
| ASSISTS | 256 | 169 | * 01/31/21 | ALABAMA | w 87-63 | 3500 |
| Assists per game | 14.2 | 9.4 | * 02/04/21 | at Auburn | w 77-58 | 608 |
| TURNOVERS | 251 | 257 | 02/08/21 | at #2/5 UConn | Lot 59-63 | 0 |
| Turnovers per game | 13.9 | 14.3 | * 02/11/21 | MISSOURI | w 77-62 | 3500 |
| Turnover margin | +0.3 | - | | | | |
| Assist/turnover ratio | 1.0 | 0.7 | | | | |
| STEALS | 130 | 106 | | | | |
| Steals per game | 7.2 | 5.9 | | | | |
| BLOCKS | 131 | 82 | | | | |
| Blocks per game | 7.3 | 4.6 | | | | |
| ATTENDANCE | 28000 | 5251 | | | | |
| Home games-Avg/Game | 8-3500 | 8-656 | | | | |
| Neutral site-Avg/Game | - | 2-0 | | | | |

@ = Bad Boy Mowers Crossover Classic (Sioux Falls, S.D.)
 < = SEC/Big 12 Challenge
 * = SEC game

| Score by Periods | 1st | 2nd | 3rd | 4th | OT | Totals |
|-------------------------|------------|------------|------------|------------|-----------|---------------|
| #1/3 South Carolina | 358 | 322 | 426 | 343 | 5 | 1454 |
| Opponents | 248 | 239 | 304 | 268 | 9 | 1068 |