

GAME 16 | THURSDAY, FEBRUARY 4, 2021

#2/1 SOUTH CAROLINA (14-1, 9-0) AT AUBURN (5-11, 0-8)

7 P.M. | AUBURN, ALA. | AUBURN ARENA

TV: SECN+ | RADIO: 1320 AM/107.5 THE GAME (IN PROGRESS)
 LIVE STATS: GAMECOCKS.STATBROADCAST.COM

ABOUT TODAY'S GAME

- Tonight's game features the SEC's top two rebounders in Aliyah Boston in Auburn's Unique Thompson. On the season, Thompson's SEC-best 14.0 rpg lead Boston's 11.5 average. In league play, Boston has the edge with 12.7 rpg to Thompson's 12.0.
- The Gamecocks are 25-21 all-time against Auburn, including wins in the last 10 meetings. In the Staley era, South Carolina is 13-3 against the Tigers with five of those wins coming in Auburn.
- Tonight's game is the 200th SEC regular-season game in head coach Dawn Staley's career. Her 147 SEC regular-season victories are second in the league among active coaches (Gary Blair, 148) and fourth in league history. Her .739 SEC winning percentage is second all-time to only the legendary Pat Summitt's mark of .874.
- South Carolina is looking for its 26th straight SEC regular-season victory tonight, which would tie Mississippi State's streak for fifth-longest in league history. Tennessee holds the SEC record of 42 consecutive regular-season wins, which it did twice (Jan. 26, 1992 - Jan. 1, 1996; Feb. 7, 2002 - Feb. 6, 2005).
- A win tonight would be the Gamecocks' 29th straight victory over an SEC opponent, including three wins in the 2020 SEC Tournament, marking the longest such streak in program history. Of the current 28 consecutive wins, 13 have come against a ranked opponent.

GAMECOCK NOTABLES

- The Gamecocks returned to the No. 1 ranking this week, taking over that spot in the USA Today Coaches' Poll on Tuesday. It is their second stint in that position, having opened the season at No. 1 and holding the spot until the Dec. 7 polls.
- South Carolina has dominated the offensive glass this season, ranking fourth in the country in offensive rebounds per game (17.8). Three Gamecocks rank among the SEC's top 10 offensive rebounders, led by Aliyah Boston's 4.0 per game, which ranks 19th in the nation. Victoria Saxton (2.8, 7th) and LeLe Grissett (2.7, 8th) are also ranked in the SEC. South Carolina has turned its 17.8 offensive boards per game into 17.8 points per game.
- The Gamecocks have proven they can win in high-scoring shootouts or low-scoring defensive battles. They are 7-1 when scoring fewer than 70 points and 7-0 when eclipsing that mark.
- Sophomores Aliyah Boston and Zia Cooke were named to the Wooden Award Late Season Top 10 this week. Cooke also earned a spot on the Ann Meyers Drysdale Award Top 10 list. The top 10 list for the Lisa Leslie Award, which Boston won last season, will be announced on Friday.
- Unanimous AP Preseason All-American Aliyah Boston had her versatility on full display against Alabama Sunday. While the Crimson Tide ended her streak of double-doubles by limiting her to just six points, her stat line included 13 rebounds, three blocks and a career-high six assists as she played calmly through the full attention of the Alabama defense.
- Overlooked on the Nancy Lieberman Award top 10 list this week, junior point guard Destanni Henderson is the engine that makes the Gamecocks go. Her SEC-best 5.7 assists per game are 20th in the nation and is in combination with her 12.2 points per game, which is third-best on the team. Posting her first career double-double against then-#15/16 Arkansas, she has 10 double-digit scoring games, including three 20-point outings, and 10 games of five or more assists.

GAMECOCKS

14-1, 9-0 SEC

Ranking: 2/1 (AP/Coaches)

Head Coach: Dawn Staley

Record at SC: 319-99 (13th)

Career Record: 491-179 (21st)

Top Scorer: Zia Cooke (16.1)

Top Rebounder: Aliyah Boston (11.5)



TIGERS

5-11, 0-8 SEC

Ranking: -/- (AP/Coaches)

Head Coach: Terri Williams-Flournoy

Record at AUB: 140-130 (9th)

Career Record: 283-234 (16th)

Top Scorer: Unique Thompson (17.8)

Top Rebounder: Unique Thompson (14.0)



SCHEDULE/RESULTS

Nov. 25	Charleston (SECN+)	119-38
<i>Women's Bad Boy Mowers Crossover Classic</i>		
Nov. 28	vs. South Dakota	W, 81-71
Nov. 29	vs. #21/20 Gonzaga	W, 79-72
Dec. 3	#8/6 NC State (ESPN2)	L, 46-54
<i>SEC/Big 12 Challenge</i>		
Dec. 6	at #23/18 Iowa State (ESPNU)	W, 83-65
Dec. 17	Temple (SECN)	W, 103-41
Dec. 31	Florida* (ESPNU)	W, 75-59
Jan. 4	at Alabama (SECN)	W, 77-60
Jan. 10	at #10/8 Kentucky* (ESPN)	W, 75-70
Jan. 14	at Vanderbilt* (SECN+)	W, 106-43
Jan. 18	#15/16 Arkansas* (ESPN2)	W, 104-82
Jan. 21	#22/23 Georgia* (SECN)	W, 62-50
Jan. 24	at LSU* (SECN)	W, 69-65
Jan. 28	at #21/19 Mississippi St* (ESPN)	W, 75-52
Jan. 31	Alabama* (SECN)	W, 87-63
Feb. 4	at Auburn* (SECN+)	7 p.m.
Feb. 8	at UConn (FS1)	7 p.m.
Feb. 11	Missouri* (SECN)	7 p.m.
Feb. 14	LSU* (SECN)	Noon
Feb. 18	at Tennessee (SECN)	7 p.m.
Feb. 21	Kentucky* (ESPN)	3 p.m.
Feb. 25	Ole Miss*	TBA
Feb. 28	at Texas A&M* (ESPN2)	2 p.m.
Mar. 3-7	SEC Tournament (Greenville, S.C.)	TBA

All Times Listed as Eastern and are subject to change

* indicates SEC Game

SECN is SEC Network; SECN+ is SEC Network online via ESPN app

4

South Carolina has allowed an opponent to score 70 or more points just four times through 15 games this season.

9

Aliyah Boston has posted double-digit rebounds in nine straight games, the most since Alaina Coates did it 10 straight times (Jan. 3-Feb. 4, 2016).

60.0

South Carolina shot 60.0 percent (6-of-10) from 3-point range against Alabama on Sunday, their highest percentage of the season.

82.7

South Carolina's 82.7 points per game rank 11th in the nation and trail just Arkansas (85.2) in the SEC.












90.5

The Gamecocks have shot 90.5 percent (38-of-42) from the free throw line over the last two games.

TALE OF THE TAPE

SOUTH CAROLINA	82.7	.459	.343	.654	15.7	59.0	.356	.249	+17.4	14.9	+1.0	7.5	7.8
	Points	FG%	3FG%	FT%	FTM per Game	Scoring Def.	FG% Def.	3FG% Def.	Reb. Margin	Assists	TO Margin	Blocks	Steals
AUBURN	65.4	.378	.252	.727	12.5	68.4	.430	.336	+3.6	11.7	+1.4	2.1	11.1

2020-21 SOUTH CAROLINA MEDIA ROSTER

0		<p>Olivia Thompson 5-8 • So. • Guard • Lexington, S.C.</p> <p>PPG 1.3 RPG 0.4 APG 0.1 FG% .400 FT% —</p>	<p>LAST GM: 2 mins vs. Alabama NOTABLE: Good outside shooter ... has played in 12 games this season, hitting a 3 in four ... 2019 SCBCA Class 5A Player of the Year and SC HS Sports Report co-Statewide Player of the Year.</p>	<p>Career Highs Pts: 10 vs. Alabama St., 11/5/19 Ast: 2 vs. USC Upstate, 11/21/19 Stl: 1, 2x, at Alabama, 1/4/21 Reb: 2 vs. Florida, 12/31/20 Min: 14 at Ole Miss, 1/30/20</p>
1		<p>Zia Cooke 5-9 • So. • Guard • Toledo, Ohio <i>ZY-uh COOK</i></p> <p>PPG 16.1 RPG 2.7 APG 2.2 FG% .413 FT% .781</p>	<p>LAST GM: 21 pts, 2 rebs 1 stl vs. Alabama NOTABLE: Explosive, athletic guard who finds the rim and has great body control ... 11th in SEC in ppg, 8th in FT% ... 12 games of 10+ points, including three 20-point games ... Naismith, Wade, Wooden Watch Lists; Drysdale Top 10.</p>	<p>Career Highs Pts: 27 at Dayton 11/13/19 Reb: 7 at Dayton, 11/13/19 Ast: 5, 2x, vs. Florida, 12/31/20 Stl: 4 vs. USC Upstate, 11/21/19 Min: 37, 2x, at LSU, 1/24/21</p>
2		<p>Eniya Russell 6-1 • Fr. • Guard • Baltimore, Md. <i>ih-NYE-uh</i></p> <p>PPG 3.8 RPG 1.3 APG 0.5 FG% .422 FT% .571</p>	<p>LAST GM: 4 pts, 3 rebs, 4 mins vs. Alabama NOTABLE: Good passer, can shoot deep 3, gets to the rim, strong pull-up game ... has played in 14 games, including all 9 in SEC ... 2 games of 10+ points ... scored 14.9 points per game as a high school senior.</p>	<p>Career Highs Pts: 14 vs. Charleston, 11/25/20 Reb: 4 vs. Charleston, 11/25/20 Ast: 2 vs. Charleston, 11/25/20 Stl: 2, 2x, at Vandy, 1/14/21 Min: 20, 2x, at Vandy, 1/14/21</p>
3		<p>Destanni Henderson 5-7 • Jr. • Guard • Fort Myers, Fla. <i>DES-tuh-nee</i></p> <p>PPG 12.2 RPG 5.5 APG 5.7 FG% .440 FT% .814</p>	<p>LAST GM: 14 pts, 6 rebs, 7 assts vs. Alabama NOTABLE: Confident, explosive guard ... 1st in SEC in apg, 20th in nation; 6th in A:TO (2.3)... in SEC games – 6.2 apg (1st), 2.0 A:TO (4th) ... Crossover Classic MVP ... 2020 SEC All-Tournament, 2019 SEC All-Freshman Team.</p>	<p>Career Highs Pts: 23 vs. Gonzaga, 11/29/20 Reb: 9 vs. S. Dakota, 11/28/20 Ast: 10 vs. Arkansas, 1/18/21 Stl: 5 at Temple, 12/7/19 Min: 38, 3x, at Kentucky, 1/10/21</p>
4		<p>Aliyah Boston 6-5 • So. • For. • St. Thomas, U.S.V.I. <i>uh-LEE-uh</i></p> <p>PPG 13.7 RPG 11.5 BPG 3.1 FG% .477 FT% .711</p>	<p>LAST GM: 6 pts, 13 rebs, 6 assts vs. Alabama NOTABLE: Captain ... physical, loves contact, good range ... 16th in NCAA in rpg, 2nd in SEC; 9th in NCAA in bpg, 1st in SEC ... vs. SEC 15.1 ppg (14th), 12.7 rpg (2nd), 4.4 bpg (1st) ... Preseason All-America, Naismith, Wade, Wooden Watch Lists.</p>	<p>Career Highs Pts: 28 vs. Florida, 12/31/20 Reb: 25 vs. Arkansas, 1/9/20 Blk: 10, 2x, vs. Georgia, 1/21/21 Stl: 4, 2x, S. Dakota, 11/28/20 Min: 36, 2x, at LSU, 1/24/21</p>
5		<p>Victoria Saxton 6-2 • Jr. • Forward • Rome, Ga. <i>vic-TAR-ee-uh</i></p> <p>PPG 10.3 RPG 6.3 BPG 1.8 FG% .619 FT% .533</p>	<p>LAST GM: 10 pts, 1 reb, 2 blks vs. Alabama NOTABLE: Team captain ... lithe, athletic forward, quick off the floor, great rebounder and shot blocker ... 4th in SEC in bpg, 7th in off. rpg (2.8) ... 7 games of 10+ points, 4 games of 10+ rebs ... 2019 SEC All-Freshman Team.</p>	<p>Career Highs Pts: 20 at Vandy, 1/14/21 Reb: 12, 2x, vs. Florida, 12/31/20 Blk: 5, 2x, Charleston, 11/25/20 Stl: 3, 3x, vs. Florida, 12/31/20 Min: 32 at Iowa State, 12/6/20</p>
11		<p>Destiny Littleton 5-9 • Jr. • Guard • San Diego, Calif.</p> <p>PPG 3.5 RPG 3.0 APG 1.1 FG% .353 FT% .800</p>	<p>LAST GM: 8 pts, 3 rebs, 2 assts vs. Alabama NOTABLE: Big guard, good scorer/shooter ... returning from procedure to alleviate chronic ankle issues last season ... played in 12 games, including six SEC ... looking stronger with each game.</p>	<p>Career Highs Pts: 22 vs. Northwestern St., 12/29/18* Reb: 8, 2x, vs. Charleston, 11/25/20 Ast: 7 vs. Northwestern St., 12/29/18* Stl: 3, 2x, at Oklahoma St., 2/12/19* Min: 34, 2x, vs. Kansas St., 2/17/19* <small>* indicates set prior to South Carolina</small></p>
12		<p>Brea Beal 6-1 • So. • Guard • Rock Island, Ill. <i>BREE</i></p> <p>PPG 9.0 RPG 4.7 APG 1.3 FG% .468 FT% .543</p>	<p>LAST GM: 11 pts, 6 rebs, 2 blks vs. Alabama NOTABLE: Big, physical guard who got stronger in offseason ... brings intangibles, incredible competitiveness ... takes toughest defensive assignment ... last 5 gms – 11.6 ppg, .475 FG%, .412 3FG% ... 10+ points in 4 of last 6 games.</p>	<p>Career Highs Pts: 22 vs. Arkansas, 1/18/21 Reb: 13 at Missouri, 1/16/20 Ast: 4, 3x, at LSU, 1/24/21 Stl: 3, 4x, vs. Miss. State, 1/20/20 Min: 35 vs. Arkansas, 1/18/21</p>
15		<p>Laeticia Amihere 6-4 • So. • For. • Mississauga, Ontario <i>luh-TEE-shuh ah-MEE-hear</i></p> <p>PPG 6.9 RPG 5.1 BPG 1.1 FG% .373 FT% .622</p>	<p>LAST GM: 7 pts, 1 reb, 1 stl vs. Alabama NOTABLE: Explosive, athletic forward with solid guard skills ... growing confidence with more game action ... 10th in SEC in bpg ... in SEC games, 10th in bpg (1.1) ... 10+ points 6 times, 10+ rebounds 2 times, 3+ blocks 3 times.</p>	<p>Career Highs Pts: 16 at Ole Miss, 1/30/20 Reb: 15 vs. NC State, 12/3/20 Blk: 3, 7x, vs. Arkansas, 1/18/21 Stl: 4 vs. Georgia, 1/21/21 Min: 30 vs. S. Dakota, 11/28/20</p>
24		<p>LeLe Grissett 6-2 • Sr. • G/F • Durham, N.C. <i>LEE-lee grih-SET</i></p> <p>PPG 7.0 RPG 4.9 APG 1.1 FG% .557 FT% .488</p>	<p>LAST GM: 6 pts, 4 rebs vs. Alabama NOTABLE: Long, versatile and high-energy guard who can play any position on the floor, including recent time at point guard ... "big guard" who can score in the post and rebounds well ... 8th in SEC in off. rpg (2.7).</p>	<p>Career Highs Pts: 22 at Vanderbilt, 1/18/18 Reb: 12 at Vandy, 1/14/21 Ast: 4, 2x, vs. Arkansas, 3/7/20 Stl: 4, 2x, vs. Georgia, 3/6/20 Min: 29 vs. Tennessee, 1/14/18</p>
32		<p>Elysa Wesolek 6-1 • Jr. • Forward • Charleston, S.C. <i>uh-LISS-uh WES-uh-leck</i></p> <p>PPG 0.6 RPG 1.3 BPG 0.3 FG% .375 FT% .000</p>	<p>LAST GM: 1 stl, 3 mins vs. Alabama NOTABLE: Solid shooting forward ... has played in 10 games, scoring in two ... appeared in 20 games in 2019-20, including 10 of 16 SEC contests ... has one double-figure scoring game in her career ... 2018 SCISA Miss Basketball.</p>	<p>Career Highs Pts: 10 vs. ETSU, 11/22/18 Reb: 2, 9x, vs. Georgia, 1/21/21 Ast: 1, 6x, at Missouri, 1/16/20 Stl: 2 vs. USC Upstate, 11/21/19 Min: 13 at Vandy, 1/14/21</p>

QUICK FACTS

The University

Location: Columbia, S.C.
Founded: 1801
Enrollment: 33,176
Colors: Garnet (PMS 202C) and Black
Nickname: Gamecocks
Conference: Southeastern
President: Bob Caslen
Athletics Director: Ray Tanner
Facility: Colonial Life Arena (18,000)

Coaching Staff

Head Coach: Dawn Staley
Alma Mater: Virginia, 1992
Overall Record: 491-179 (21st season)
School Record: 319-99 (13th season)
Assoc. Head Coach, Alma Mater:
 Lisa Boyer, Ithaca, 1979 (13th season)
Assistant Coaches, Alma Mater:
 Fred Chmiel, Excelsior, 2001 (6th season)
 Jolette Law, Iowa, 1990 (4th season)

Team Information

2019-20 Record: 32-1
 Home: 15-0 Away: 12-0 Neutral: 5-1
SEC Record (Finish): 16-0 (1st)
 Home: 8-0 Away: 8-0
Letterwinners Returning/Lost: 9/2
Starters Returning/Lost: 3/2

Program History

First Year of Women's Basketball: 1974-75
All-Time Record: 899-528 (47th season)
All-Time SEC Record: 201-67 (30th season)
NCAA Appearances (Last): 16 (2019)
NCAA Tournament Record: 28-14
2019 NCAA Result: Sweet 16, L, 68-93 vs. Baylor, Greensboro, N.C.
WNIT Appearances (Last): 4 (2011)
WNIT Record: 3-4

Media Relations

Women's Basketball Contact: Diana Koval
Office: 803.777.7977
Cell: 314.369.6050
Email: dkoval@mailbox.sc.edu
Press Row Phone: 803.777.6182
Women's Basketball on Social Media:
Twitter: @GamecockWBB
Instagram: @GamecockWBB
Facebook: @GamecockWBB
TikTok: @GamecockWBB
Head Coach on Social Media
Twitter: @DawnStaley
Instagram: @Staley05
Athletics Department on the Web
Website: GamecocksOnline.com
Twitter: @GamecocksOnline
Instagram: @GamecocksOnline
Facebook: Facebook.com/GamecocksOnline
YouTube: YouTube.com/GamecocksOnline

CURRENT STREAKS

	Total	Home	Road	Neut.
Overall	W11	W5	W21	W7
SEC	W25	W12	W18	—
Non-Conference	W2	W1	W6	W7
Ranked Teams	W5	W2	W6	W4

Five-Second Count

South Carolina women's basketball is in the midst of its most successful era, claiming at least 20 wins for the last nine seasons, including four 30-win seasons in the last six campaigns. The Gamecocks have played in the NCAA Elite Eight three times in the last five NCAA Tournaments, including winning the 2017 National Championship, and have been ranked in the AP Top 25 for 162 consecutive weeks. Staley led the Gamecocks to their only No. 1 rankings in program history (12 weeks in 2014-15, 10 weeks in 2019-20, 2 weeks in 2020-21), five SEC regular-season titles and five SEC Tournament championships.

Under Staley's leadership, six Gamecocks have earned All-America status, two have earned SEC Player of the Year honors and 19 have picked up All-SEC recognition at least once. Eight Gamecocks have been selected in the WNBA Draft in the last five years, including 2018 No. 1 overall pick Aja Wilson, who went on to become the Gamecocks' second-straight WNBA Rookie of the Year (2018) and the program's first WNBA MVP (2020).

Auburn Series Notes

The Gamecocks lead the all-time series 25-21 with Auburn after winning the last 10 meetings. As the Gamecocks' head coach, Dawn Staley is 13-3 against the Tigers.

In the last six meetings, three have been decided by single digits. The other three Gamecock victories were by an average of 23.7 points.

Last season's game in Columbia was a 79-53 decision for the home team on Feb. 13 with five Gamecocks in double-figure points.

Road Ready

The Gamecocks are 276-256 all-time in road games, including a 101-42 mark under head coach Dawn Staley. Staley's .706 winning percentage on the road is the best of the Gamecocks' seven head coaches all-time.

In SEC road games, Gamecocks are 70-30 (.700) during Staley's tenure.

Ranked Readings

South Carolina is 82-62 against nationally ranked opponents under head coach Dawn Staley, although that record is skewed by the early seasons of her tenure. The

WHAT MATTERS

South Carolina head coach Dawn Staley picked "What Matters" as this season's theme, reflecting the value of knowing what matters most to you – your why – and how focusing on that provides a navigational guide through challenging times.

Each Gamecock wrote her own personal statement of "What Matters" to her. Pieces of each statement were blended together as a script for the video that launched the team.

That video and each Gamecocks' personal "What Matters" statement can be found at GamecocksOnline.com/WhatMatters.

Gamecocks are 67-23 (.744) versus ranked foes since the start of the 2014-15 campaign, including a 24-17 mark against top-10 opponents during that time.

This season, the Gamecocks are 6-1 against ranked opponents, with their six victories matching Texas A&M for the most such wins in the country.

Schedule Strength

The Gamecocks are second nation in past opponents' winning percentage (.738) and leads the nation in all opponents' winning percentage (.714).

South Carolina's seven games against nationally ranked opponents is tied with SEC rivals Kentucky and Arkansas for the most among AP Top 25 teams.

The Gamecocks' 22-game schedule includes nine games against teams ranked in the most recent AP Top 25 and/or USA Today Coaches' Poll.

Ranking Review

The Gamecocks are ranked No. 2 in the AP Poll and No. 1 in the USA Today Coaches' Poll this week, marking a return to that poll's top spot for the first time since the preseason ranking.

Ranked in the AP Top 25 for the last 162 consecutive weeks, South Carolina has the fourth-longest active streak in the nation. With 26 consecutive appearances in the top five of the AP Poll, the Gamecocks have the longest active streak of top-five showings in the nation.

GAMECOCKS IN THE RANKINGS (thru games of 2/1)

Team	SEC	NCAA	Actual
Scoring Offense	2	11	82.7
Scoring Defense	2	52	59.0
Scoring Margin	1	7	+23.7
Field Goal Percentage	3	29	.459
Field Goal %age Def.	2	29	.356
3-Point FG %age	7	62	.343
3-Point FG %age Def.	2	20	.249
3-Point FG Made/Gm.	12	277	4.6
Free Throw Percentage	12	256	.654
Rebounding Offense	1	2	50.3
Rebounding Defense	3	—	32.9
Rebounding Margin	1	3	+17.4
Assists Per Game	7	74	14.9
Steals Per Game	9	154	7.8
Turnover Margin	9	137	+1.0
Turnovers Per Game	—	49	13.7
Assist-to-Turnover Ratio	5	52	1.1
Blocked Shots Per Game	1	1	7.5
Home Attendance Avg.	1	1	3,500

Laetitia Amihere	SEC	NCAA	Actual
Blocked Shots Per Game	10	182	1.1
Aliyah Boston	SEC	NCAA	Actual
Scoring Avg.	23	—	13.7
Rebounding Avg.	2	16	11.5
Field Goal Percentage	10	112	.477
Blocked Shots Per Game	1	9	3.1
Off. Rebs. Per Game	2	19	4.0
Zia Cooke	SEC	NCAA	Actual
Scoring Avg.	11	136	16.1
FT Percentage	8	186	.781
LeLe Grissett	SEC	NCAA	Actual
Off. Rebs. Per Game	8	—	2.7
Destanni Henderson	SEC	NCAA	Actual
Assists Per Game	1	20	5.7
Assist-to-Turnover Ratio	6	40	2.3
Minutes Per Game	9	—	32.5
Victoria Saxton	SEC	NCAA	Actual
Blocked Shots Per Game	4	65	1.8
Off. Rebs. Per Game	7	—	2.8

to out-score opponents by 8.1 points. Five of their eight 30-point quarters have come in the third period.

Their next most productive quarter is the first – 20.1 points per first quarter on 45.3 percent shooting and a 6.0 scoring average advantage.

Boardroom

Rebounding is one stat most coaches will say is defined by effort. For the Gamecocks, that effort comes from every position on the court.

South Carolina opened the season with a Staley-era record 73 rebounds against Charleston (Nov. 25) and hasn't looked back. The Gamecocks are second in the nation in rebounds per game (50.3) and is third in rebound margin at an SEC-best +17.4.

The Gamecocks have not been out-rebounded this season and have a +13.9 rebounding margin in their seven games against ranked opponents. South Carolina is fourth in the nation in offensive rebounding (17.8) and averages 17.8 second-chance points. The Gamecocks are cleaning up an SEC-best 45.5 percent of their own missed shots, including 45.2 percent in SEC games.

Sophomore Aliyah Boston (11.5) leads the way on the glass, ranking 16th in the nation and second in the SEC overall and second in league games (12.7). Her 4.0 offensive rebounds per game are 19th in the country.

In league play, Victoria Saxton's 6.0 rebounding average is 18th, and her 2.8 offensive boards per game are seventh. LeLe Grissett is also among the league's top 10 in offensive rebounds per game at 2.7 (8th).

Block Party

South Carolina is annually among the best shot blocking teams in the country, and the 2020-21 Gamecocks are no different as they lead the country with 7.5 blocks per game, including 8.0 in SEC play.

Nine different Gamecocks have blocked at least one shot with three ranking among the SEC's top 10.

Aliyah Boston averages an SEC-best 4.4 blocks in league games to sit at ninth in the country at 3.1 blocks per game on the season.

Victoria Saxton is next in line with 1.8 blocks per game to rank fourth in the SEC, and Laeticia Amihere's 1.1 are 10th.

Free for All

The Gamecocks continue to get to the free throw line at one of the highest rates in the country. South Carolina's 361 trips to the line are sixth in the nation. Its 236 made free throws rank 15th.

Zia Cooke leads the parade to the free throw line with 64 attempts this season, shooting 78.1 percent from the stripe to rank eighth in the SEC.

They Got Next

The Gamecocks signed the No. 1 recruiting class in the country in November as Staley and her staff added four from the Class of 2021. All four are ranked among the top 14 players in the class, including the Nos. 2, 3 and 4 entries.

Sania Feagin (6-3, F, Ellenwood, Ga.)

- No. 4 in Class of 2021
- 2021 Naismith Trophy Semifinalist

- 2020 Georgia Gatorade Player of the Year and GA First-Team All-State
- 2019-20 stats: 17.2 ppg, 10.4 rpg, 3.6 bpg

Bree Hall (5-11, G, Dayton, Ohio)

- No. 14 in Class of 2021
- 2021 Naismith Trophy Midseason List
- 2020 Div. I All-Ohio Second Team
- 2019-20 stats: 21.4 ppg, 7.4 rpg, .555 FG percentage

Raven Johnson (5-8, G, Atlanta, Ga.)

- No. 2 in Class of 2021
- 2021 Naismith Trophy Semifinalist
- 2020 Georgia All-Classification Player of the Year
- Led team to three straight state championships
- 2019-20 stats: 15.0 ppg, 3.9 apg, 4.3 spg

Saniya Rivers (6-0, G, Wilmington, N.C.)

- No. 3 in Class of 2021
- 2021 Naismith Trophy Semifinalist
- Two-time NC Gatorade Player of the Year
- 2020 All-Area Player of the Year
- 2019-20 stats: 25.0 ppg, 11.7 rpg, 6.3 spg

2020-21 DOUBLE-DOUBLES

Aliyah Boston (7)

11/25	College of Charleston	11 pts/12 rebs
12/6	at Iowa State	13 pts/15 rebs
12/31	Florida	28 pts/16 rebs
1/10	at #10/8 Kentucky	20 pts/12 rebs
1/18	#15/16 Arkansas	26 pts/16 rebs
1/21	#22/23 Georgia	16 pts/11 rebs
1/24	at LSU	20 pts/14 rebs

Laeticia Amihere (2)

11/25	College of Charleston	11 pts/11 rebs
12/3	NC State	11 pts/15 rebs

LeLe Grissett (1)

11/25	College of Charleston	13 pts/10 rebs
-------	-----------------------	----------------

Destanni Henderson (1)

1/18	#15/16 Arkansas	14 pts/10 assts
------	-----------------	-----------------

Victoria Saxton (2)

11/25	College of Charleston	19 pts/12 rebs
1/28	at #21/19 Mississippi State	13 pts/11 rebs

GAMES LED TEAM IN ... (includes ties for team lead)

Scoring	2020-21	Career	Record	Rebounding	2020-21	Career	Record	Assists	2020-21	Career	Record
Zia Cooke	7	18	17-1	Aliyah Boston	11	36	36-0	Destanni Henderson	12	20	19-1
Aliyah Boston	4	11	11-0	Victoria Saxton	2	5	5-0	Zia Cooke	2	4	4-0
Destanni Henderson	4	9	8-1	Laeticia Amihere	2	4	3-1	Aliyah Boston	1	1	1-0
Victoria Saxton	2	3	3-0	Destanni Henderson	2	3	3-0	Brea Beal	0	2	2-0
Laeticia Amihere	1	2	1-1	LeLe Grissett	1	10	7-3	Destiny Littleton	0	2*	2-0
LeLe Grissett	0	3	3-0	Brea Beal	1	5	5-0	Laeticia Amihere	0	1	1-0
Destiny Littleton	0	3*	2-1	Destiny Littleton	0	3*	1-2	LeLe Grissett	0	1	1-0
Brea Beal	0	1	1-0								

* indicates includes games prior to transfer to SC

MISCELLANEOUS STATS

Triple-Doubles	2020-21	Career	Record	10+ Points	2020-21	Career	Record	10+ Rebounds	2020-21	Career	Record
Aliyah Boston	1	2*	2-0	Zia Cooke	12	36	35-1	Aliyah Boston	10	26	26-0
				Aliyah Boston	9	37	36-1	Victoria Saxton	4	5	5-0
				Destanni Henderson	9	27	26-1	Laeticia Amihere	2	2	1-1
				Laeticia Amihere	6	9	8-1	Brea Beal	1	6	6-0
				Victoria Saxton	6	15	15-0	LeLe Grissett	2	3	2-1
				Brea Beal	5	11	11-0				
				LeLe Grissett	2	15	13-2	5+ Assists	2020-21	Career	Record
				Eniyah Russell	2	2	2-0	Destanni Henderson	9	17	16-1
				Destiny Littleton	0	12*	9-3	Aliyah Boston	1	1	1-0
				Olivia Thompson	0	1	1-0	Destiny Littleton	0	1*	1-0
				Elysa Wesolek	0	1	1-0				
								5+ Steals	2020-21	Career	Record
								Destanni Henderson	0	1	1-0
20+ Points	2020-21	Career	Record								
Aliyah Boston	4	6	6-0					5+ Blocks	2020-21	Career	Record
Zia Cooke	3	8	8-0					Aliyah Boston	3	9	9-0
Destanni Henderson	3	4	4-0					Victoria Saxton	1	2	2-0
Brea Beal	1	1	1-0								
Victoria Saxton	1	1	1-0								
LeLe Grissett	0	1	1-0								
Destiny Littleton	0	1*	1-0								

* indicates program record

2020-21 AWARDS

Brea Beal

Cheryl Miller Award Watch List (Preseason)

Aliyah Boston

Naismith Defensive Player of the Year Watch List
SEC Player of the Week (1/5-1/11, 1/19-25)
ESPN Player of the Week (1/18-24)
Wooden Award Late Season Top 20
Naismith Trophy Watch List (Preseason)
Wade Trophy Watch List (Preseason)
Lisa Leslie Award Watch List (Preseason)
Preseason All-America (AP, Lindy's)
Preseason All-SEC First Team (Coaches, Media)

Zia Cooke

Wooden Award Late Season Top 20
Naismith Trophy Watch List (Preseason)
Wade Trophy Watch List (Preseason)
Ann Meyers Drysdale Award Top 10 Watch List
Preseason All-SEC Second Team (Coaches)
Bad Boy Mowers Crossover Classic All-Tourn. Team

Destanni Henderson

Bad Boy Mowers Crossover Classic Tournament MVP
SEC co-Player of the Week (11/25-11/30)

IN THE STALEY ERA

Wins

30-Win Seasons.....	4
25-Win Seasons.....	8
20-Win Seasons.....	9
Winning Seasons.....	10

National Rankings

Weeks in the AP Top 25.....	167
Weeks in the AP Top 10.....	122
Weeks in the AP Top 3.....	55
Weeks at AP No. 1.....	25

Postseason

NCAA Tournament Appearances.....	8
NCAA Sweet 16s.....	7
NCAA Final Fours.....	2
National Championships.....	1

In the SEC

Regular-Season Championships.....	5
Regular-Season Top 5 Finishes.....	10
Tournament Championships.....	5

2020-21 GAMECOCK ROSTER

No.	Name	Pos.	Ht.	Yr.	Hometown/Last School
0	Olivia Thompson	G	5-8	So.	Lexington, S.C./Lexington
1	Zia Cooke	G	5-9	So.	Toledo, Ohio/Rogers
2	Eniya Russell	G	6-1	Fr.	Baltimore, Md./Saint Vincent Pallotti
3	Destanni Henderson	G	5-7	Jr.	Fort Myers, Fla./Fort Myers
4	Aliyah Boston	F	6-5	So.	St. Thomas, U.S.V.I./Worcester (Mass.) Acad.
5	Victoria Saxton	F	6-2	Jr.	Rome, Ga./Model
11	Destiny Littleton	G	5-9	Jr.	San Diego, Calif./Texas
12	Breanna Beal	G	6-1	So.	Rock Island, Ill./Rock Island
15	Laeticia Amihere	F	6-3	So.	Mississauga, Ontario/Kings Way Christian
24	LeLe Grissett	G/F	6-2	Sr.	Durham, N.C./Hillside
32	Elysa Wesolek	F	6-1	Jr.	Charleston, S.C./Northwood Academy

Head Coach: Dawn Staley

Assoc. Head Coach: Lisa Boyer, **Assistant Coaches:** Fred Chmiel, Jolette Law

TEAM SPECIALTY STATS

South Carolina-Opponent

	Pts. in Paint	Pts. Off TOs	2nd Chance Pts	Fast Break Pts
11/25 CofC	74-18	21-8	34-8	43-5
11/28 vs. USD	42-50	9-11	14-2	27-11
11/30 vs. Gonz.	44-30	12-14	18-6	20-5
12/3 NCSU	28-30	4-6	6-6	12-9
12/6 at ISU	18-36	17-14	15-4	3-6
12/17 Temple	54-16	30-4	20-10	28-3
12/31 Fla.	40-28	18-9	15-9	14-8
1/4 at Ala.	46-32	18-4	22-11	21-4
1/10 at Ky.	56-34	11-22	23-10	12-8
1/14 at Vandy	66-32	25-6	20-2	41-12
1/18 Ark.	60-34	6-18	24-6	21-17
1/21 UGa	36-28	22-7	19-10	15-10
1/24 at LSU	48-32	15-14	8-7	30-6
1/28 at MSU	44-28	16-10	21-3	17-8
1/31 Ala.	44-34	14-17	10-4	12-11
2/4 at Aub.				
2/8 at UConn				
2/11 Mizzou				
2/14 LSU				
2/18 at Tenn.				
2/21 Ky.				
2/28 at TAM				
<i>Season Avg</i>	<i>46.7-30.8</i>	<i>15.9-10.8</i>	<i>17.8-6.7</i>	<i>21.1-8.2</i>
<i>SEC Avg.</i>	<i>48.9-31.3</i>	<i>16.1-11.9</i>	<i>18.0-6.9</i>	<i>20.3-9.3</i>

STARTERS VS. BENCH

	SC Starters	Opp. Starters	SC Bench	Opp. Bench
11/25 CofC	67	25	52	13
11/28 vs. USD	57	62	24	9
11/30 vs. Gonz.	70	57	9	15
12/3 NCSU	27	54	19	0
12/6 at ISU	66	57	17	8
12/17 Temple	61	36	42	5
12/31 Miss.	69	6	44	15
1/4 at Ala.	66	11	56	4
1/10 at Ky.	58	49	17	21
1/14 at Vandy	67	37	39	6
1/18 Ark.	81	66	23	16
1/21 UGa	52	40	10	10
1/24 at LSU	61	40	8	25
1/28 at MSU	50	33	25	19
1/31 Ala.	62	52	25	11
2/4 at Aub.				
2/8 at UConn				
2/11 Mizzou				
2/14 LSU				
2/18 at Tenn.				
2/21 Ky.				
2/28 at TAM				
<i>Season Avg</i>	<i>60.9</i>	<i>47.2</i>	<i>21.8</i>	<i>11.8</i>
<i>SEC Avg.</i>	<i>62.9</i>	<i>46.3</i>	<i>18.2</i>	<i>14.1</i>

2020-21 SCORING DIFFERENTIALS

Season

Largest lead in a win.....by 83 (119-36), 4th-0:45, vs. Charleston, 11/25
Largest deficit overcome to win.....by 9 (32-41), 2nd, 0:02, at #10/8 Kentucky, 1/10
Largest lead given up in a loss.....by 6 (15-9), 2nd-9:37, vs. NC State, 12/3
Largest deficit in a loss.....by 8 (46-54), 4th-0:06, vs. NC State, 12/3

Best Scoring Run.....22 points, 2nd qtr., 0:31, at Vanderbilt, 1/14
Best Scoring Run Against.....12 points, 4th qtr., 2:44, Georgia, 1/21

In SEC Regular Season

Largest lead in a win.....by 63 (99-36), 4th, 4:43, at Vanderbilt, 1/14
Largest deficit overcome to win.....by 9 (32-41), 2nd, 0:02, at #10/8 Kentucky, 1/10
Largest lead given up in a loss.....
Largest deficit in a loss.....

Best Scoring Run.....22 points, 2nd qtr., 0:31, at Vanderbilt, 1/14
Best Scoring Run Against.....12 points, 4th qtr., 2:44, Georgia, 1/21

SOUTH CAROLINA'S RECORD WHEN...

	vs. Ranked	SEC	All
Record	6-1	9-0	14-1
Playing a ranked opponent.....	6-1	4-0	6-1
Playing at home	2-1	4-0	6-1
Playing on the road.....	3-0	5-0	6-0
Playing at neutral site	1-0		2-0
Leading at half	5-0	6-0	10-0
Trailing at half	1-1	3-0	3-1
Tied at half			1-0
Playing an overtime game			0-0
0 players score in double figures.....			0-0
1 player scores in double figures.....			0-0
2 players score in double figures.....	1-1	2-0	2-1
3 players score in double figures.....	3-0	3-0	4-0
4 players score in double figures.....	2-0	4-0	6-0
5 players score in double figures.....			1-0
More than 5 players in double figures.....			1-0
Starters out-score opponent's starters.....	6-0	9-0	13-0
Opponent's starters score equal/more.....	0-1		1-1
Bench out-scores opponent's bench.....	3-1	5-0	9-1
Opponent's bench scores equal/more.....	3-0	4-0	5-0
Shooting 50% or better	2-0	3-0	6-0
Shooting between 40-49%	3-0	4-0	6-0
Shooting between 30-39%	1-0	2-0	2-0
Shooting less than 30%	0-1		0-1
Opponent shoots 50% or better.....			0-0
Opponent shoots between 40-49%.....	2-0	2-0	4-0
Opponent shoots between 30-39%.....	4-0	5-0	6-0
Opponent shoots between 20-29%.....	0-1	2-0	3-1
Opponent shoots less than 20%.....			1-0
Shooting better than opponent.....	6-0	9-0	13-0
Shooting worse than/equal to opponent.....	0-1		1-1
Having more FTs made than opponent.....	5-0	7-0	11-0
Having equal/fewer FTs made than opponent.....	1-1	2-0	3-1
Out-rebounding opponent.....	6-1	9-0	14-1
Having equal/fewer rebounds than opponent.....			0-0
Having fewer TOs than opponent.....	3-0	5-0	8-0
Having equal or more TOs than opponent.....	3-1	4-0	6-1
Attempting more FT than 3FG.....	5-0	8-0	12-0
Attempting equal/fewer FT than 3FG.....	1-1	1-0	2-1
Making 5 or more 3FGs.....	2-0	3-0	6-0
Making fewer than 5 3FGs.....	4-1	6-0	8-1
Making no 3 FGs.....			0-0
Attempting 15 or more 3FGs.....	2-0	5-0	7-0
Attempting fewer than 15 3FGs.....	4-1	4-0	7-1
No South Carolina players foul out.....	5-0	9-0	13-0
One or more SC players foul out.....	1-1		1-1
No opposing players foul out.....	4-1	6-0	9-1
One or more opposing players foul out.....	2-0	3-0	5-0

	vs. Ranked	SEC	All
Assist at least half of field goals made.....	2-0	2-0	4-0
Assist on at least 2/3 of field goals made.....			0-0
Assist on less than half of field goals made.....	4-1	7-0	10-1
Scoring more pts. in paint than opponent.....	5-0	9-0	12-0
Scoring equal/fewer pts. in paint than opp.	1-1		2-1
Scoring more pts. off TOs than opponent.....	3-0	6-0	9-0
Scoring equal/fewer pts. off TOs than opp.	3-1	3-0	5-1
Scoring more 2nd-chance pts.....	6-0	10-0	14-0
Scoring equal/fewer 2nd-chance pts.....	0-1		0-1
Scoring more fast break pts.....	5-1	9-0	13-1
Scoring equal/fewer fast break pts.....	1-0		1-0
Wearing white uniforms.....	2-1	4-0	7-1
Wearing black uniforms.....	4-0	5-0	7-0
Wearing garnet uniforms.....			0-0
Playing in November.....	1-0		3-0
Playing in December.....	1-1	1-0	3-1
Playing in January.....	4-0	8-0	8-0
Playing in February.....			0-0
Playing in March.....			0-0
Playing during the day.....	2-0	3-0	7-0
Playing at night.....	4-1	6-0	7-1
Playing on Sunday.....	3-0	3-0	5-0
Playing on Monday.....	1-0	2-0	2-0
Playing on Tuesday.....			0-0
Playing on Wednesday.....			1-0
Playing on Thursday.....	2-1	4-0	5-1
Playing on Friday.....			0-0
Playing on Saturday.....			1-0
Margin is less than 5 pts.		1-0	1-0
Margin is between 5-9.....	2-1	1-0	2-1
Margin is between 10-19.....	2-0	3-0	5-0
Margin is between 20-29.....	2-0	3-0	3-0
Margin is between 30-39.....			0-0
Margin is between 40-49.....			0-0
Margin is 50 pts. or more.....		1-0	3-0
Having a 20-pt. scorer.....	3-0	7-0	7-0
Having a 30-pt. scorer.....			0-0
Scoring 49 points or less.....	0-1		0-1
Scoring 50-59 points.....			0-0
Scoring 60-69 points.....	1-0	2-0	2-0
Scoring 70-79 points.....	3-0	4-0	5-0
Scoring 80-89 points.....	1-0	1-0	3-0
Scoring 90-99 points.....			0-0
Scoring 100 points or more.....	1-0	2-0	4-0
Opponent scores 49 points or less.....		1-0	3-0
Opponent scores 50-59 points.....	2-1	3-0	3-1
Opponent scores 60-69 points.....	1-0	3-0	4-0
Opponent scores 70-79 points.....	2-0	1-0	3-0
Opponent scores 80-89 points.....	1-0	1-0	1-0
Opponent scores 90-99 points.....			0-0
Opponent scores 100 points or more.....			0-0

2020-21 TEAM HIGH/LOW – ALL GAMES

South Carolina Highs	South Carolina Lows	Category	Opponent Lows	Opponent Highs
119 vs. Charleston, 11/25	46 vs. NC State, 12/3	Points in Game	38, Charleston, 11/25	82, Arkansas, 1/18
62 vs. Arkansas, 2nd, 1/18	20 vs. NC State, 12/3	Points in a Half	13, at Vanderbilt, 1st, 1/14	45, Arkansas, 2nd, 1/18
62 vs. Charleston, 1st, 11/25				
34 vs. Charleston, 3rd, 11/25	8 vs. NC State, 12/3	Points in a Quarter	0, at Vanderbilt, 2nd, 1/14	23, vs. Gonzaga, 1st, 11/29
				23, vs. South Dakota, 3rd, 11/29
42 at Vanderbilt, 1/14	20 vs. NC State, 12/3	Field Goals Made	13, Charleston, 11/25	32, Arkansas, 1/18
42 vs. Charleston, 11/25				
79 vs. Florida, 12/31	54 vs. Gonzaga, 11/29	Field Goal Attempts	55, vs. Gonzaga, 11/29	74, at Kentucky, 1/10
				74, Charleston, 11/25
.592 (42-71) vs. Charleston, 11/25	.270 (20-74) vs. NC State, 12/3	FG Percentage	.176 (13-74), Charleston, 11/25	.527 (29-55), vs. Gonzaga, 11/29
13 at Iowa State, 12/6	2 at Miss. State, 1/28	3-Point FG Made	1, Georgia, 1/21	9, vs. Gonzaga, 11/29
	2 at LSU, 1/24		1, Charleston, 11/25	
	2 vs. Georgia, 1/21			
	2 at Kentucky, 1/10			
	2 vs. NC State, 12/3			
	2 vs. Gonzaga, 11/29			
26 at Iowa State, 12/6	4 at Kentucky, 1/10	3-Point FG Attempts	5, Georgia, 1/21	27, at Iowa State, 12/6
.600 (6-10) vs. Alabama, 1/31	.167 (2-12) vs. NC State, 12/3	3-Point FG Percentage	.043 (1-23), Charleston, 11/25	.538 (7-13), Arkansas, 1/18
31 vs. Charleston, 11/25	4 vs. NC State, 12/3	Free Throws Made	3, at Vanderbilt, 1/14	14, at Iowa State, 12/6
47 vs. Charleston, 11/25	11 vs. NC State, 12/3	Free Throw Attempts	8, vs. Georgia, 1/21	24, Charleston, 11/25
.950 (19-20) vs. Alabama, 1/31	.552 (16-29) vs. S. Dakota, 11/28	FT Percentage	.333 (5-15) at Miss. State, 1/28	.917 (11-12), at Kentucky, 1/10
			.333 (3-9), at Vanderbilt, 1/14	
73 vs. Charleston, 11/25	36 vs. Gonzaga, 11/29	Rebounds	24, at Iowa State, 12/6	49, NC State, 12/3
22 vs. Temple, 12/17	6 at Kentucky, 1/10	Assists	0, Charleston, 11/25	20, vs. Gonzaga, 11/29
14 vs. Georgia, 1/21	1 at Iowa State, 12/6	Steals	1, Temple, 12/17	12, at Kentucky, 1/10
14 vs. Georgia, 1/21	3 at LSU, 1/24	Blocked Shots	1, at LSU, 1/24	7, Georgia, 1/21
				7, at Kentucky, 1/10
				7, NC State, 12/3
19 at Iowa State, 12/6	6 vs. Temple, 12/17	Turnovers	8, vs. South Dakota, 11/28	23, Georgia, 1/21
22 vs. South Dakota, 11/28	8 vs. Temple, 12/17	Fouls	10, at Iowa State, 12/6	32, vs. Gonzaga, 11/29

2020-21 TEAM HIGH/LOW – SEC GAMES

South Carolina Highs	South Carolina Lows	Category	Opponent Lows	Opponent Highs
106 at Vanderbilt, 1/14	60 vs. Georgia, 1/21	Points in Game	43, at Vanderbilt, 1/14	82, Arkansas, 1/18
62 vs. Arkansas, 2nd, 1/18	23 at LSU, 1st, 1/24	Points in a Half	13, at Vanderbilt, 1st, 1/14	45, Arkansas, 2nd, 1/18
33 vs. Arkansas, 4th, 1/18	10 at Miss. State, 1st, 1/28	Points in a Quarter	0, at Vanderbilt, 2nd, 1/14	29, Florida, 3rd, 12/31
33 at Vanderbilt, 3rd, 1/14	10 at LSU, 2nd, 1/24			
42 at Vanderbilt, 1/14	22 vs. Georgia, 1/21	Field Goals Made	19, at Vanderbilt, 1/14	32, Arkansas, 1/18
79 vs. Florida, 12/31	57 at LSU, 1/24	Field Goal Attempts	56, at Alabama, 1/4	74, at Kentucky, 1/10
.553 (42-76) at Vanderbilt, 1/14	.355 (22-62) vs. Georgia, 1/21	FG Percentage	.292 (19-65), at Vanderbilt, 1/14	.451 (32-71), Arkansas, 1/18
8 vs. Arkansas, 1/18	2 at Miss. State, 1/28	3-Point FG Made	1, Georgia, 1/21	7, vs. Alabama, 1/31
	2 at LSU, 1/24			7, Arkansas, 1/18
	2 vs. Georgia, 1/21			7, Florida, 12/31
	2 at Kentucky, 1/10			
17 at Vanderbilt, 1/14	4 at Kentucky, 1/10	3-Point FG Attempts	5, Georgia, 1/21	21, vs. Alabama, 1/31
.600 (6-10) vs. Alabama, 1/31	.133 (2-15) at LSU, 1/24	3-Point FG Percentage	.150 (3-20), at Kentucky, 1/10	.538 (7-13), Arkansas, 1/18
19 vs. Alabama, 1/31	10 vs. Florida, 12/31	Free Throws Made	3, at Vanderbilt, 1/14	13, at LSU, 1/24
19 at Miss. State, 1/28				
25 at LSU, 1/24	12 vs. Florida, 12/31	Free Throw Attempts	8, Georgia, 1/21	19, at Alabama, 1/4
25 at Vanderbilt, 1/14				
.950 (19-20) vs. Alabama, 1/31	.500 (12-24) at Alabama, 1/4	FT Percentage	.333 (5-15) at Miss. State, 1/28	.917 (11-12), at Kentucky, 1/10
			.333 (3-9), at Vanderbilt, 1/14	
60 at Vanderbilt, 1/14	39 at LSU, 1/24	Rebounds	28, at Vanderbilt, 1/14	39, Florida, 12/31
21 vs. Arkansas, 1/18	6 at Kentucky, 1/10	Assists	3, at Vanderbilt, 1/14	13, Georgia, 1/21
14 vs. Georgia, 1/21	4 vs. Arkansas, 1/18	Steals	3, Florida, 12/31	12, at Kentucky, 1/10
14 vs. Georgia, 1/21	3 at LSU, 1/24	Blocked Shots	1, at LSU, 1/24	7, Georgia, 1/21
				7, at Kentucky, 1/10
20 vs. Georgia, 1/21	12 at Vanderbilt, 1/14	Turnovers	9, Arkansas, 1/18	23, Georgia, 1/21
16 vs. Arkansas, 1/18	12 at Vanderbilt, 1/14	Fouls	14, Florida, 12/31	22, at LSU, 1/24

2020-21 INDIVIDUAL SUPERLATIVES – ALL GAMES

Category	South Carolina	Opponent
Points in Game	28 by Aliyah Boston vs. Florida, 12/31	32 by Rhyne Howard, at Kentucky, 1/10 32 by Ashley Joens, at Iowa State, 12/6
Points in a Half	23 by Destanni Henderson vs. Gonzaga, 2nd, 11/21	19 by Rhyne Howard, at Kentucky, 1/10 19 by Jordan Lewis, at Alabama, 2nd, 1/4
Points in a Quarter	15 by Aliyah Boston vs. Florida, 12/31	13 by Jordan Lewis, at Alabama, 3rd, 1/4
Field Goals Made	11 by Aliyah Boston vs. Arkansas, 1/18 11 by Aliyah Boston vs. Florida, 12/31	13 by Rhyne Howard, at Kentucky, 1/10
Field Goal Attempts	18 by Aliyah Boston vs. Florida, 12/31	25 by Rhyne Howard, at Kentucky, 1/10
FG Percentage	.900 (9-10) by Victoria Saxton at Vanderbilt, 1/14	.778 (7-9) by Jenn Wirth, vs. Gonzaga, 11/29
3-Point FG Made	5 by Zia Cooke vs. Temple, 12/17	4 by Cierra Walker, vs. Gonzaga, 11/29
3-Point FG Attempts	7 by Destanni Henderson at LSU, 1/24 7 by Zia Cooke vs. Temple, 12/17 7 by Zia Cooke vs. South Dakota, 11/28	9 by Chelsea Wooten, Charleston, 11/25
3-Point FG Percentage	1.000 (3-3) by Destanni Henderson vs. Alabama, 1/31	.667 (4-6) by Cierra Walker, vs. Gonzaga, 11/29
Free Throws Made	10 by Destanni Henderson vs. Gonzaga, 11/29	9 by Jordan Lewis, at Alabama, 1/4
Free Throw Attempts	13 by Destanni Henderson vs. Gonzaga, 11/29	11 by Jordan Lewis, at Alabama, 1/4
FT Percentage	1.000 (6-6) by Zia Cooke at Mississippi State, 1/28 1.000 (6-6) by Zia Cooke vs. Florida, 12/31	1.000 (8-8) by Ashley Joens, at Iowa State, 12/6 1.000 (8-8) by Elissa Cunane, NC State, 12/3
Rebounds	16 by Aliyah Boston vs. Arkansas, 1/18 16 by Aliyah Boston vs. Florida, 12/31	12 by Jakia Brown-Turner, NC State, 12/3 12 by Kayla Jones, NC State, 12/3 12 by Hannah Sjerven, vs. South Dakota, 11/28
Assists	10 by Destanni Henderson vs. Arkansas, 1/18	7 by Jill Townsend, vs. Gonzaga, 11/29 7 by Liv Korngable, vs. South Dakota, 11/28
Steals	4 by Laeticia Amihere vs. Georgia, 1/21 4 by Aliyah Boston vs. South Dakota, 11/28 4 by Destanni Henderson vs. Charleston, 11/25	5 by Robyn Benton, at Kentucky, 1/10
Blocked Shots	10 by Aliyah Boston vs. Georgia, 1/21	4 by Elissa Cunane, NC State, 12/3
Turnovers	6 by Destanni Henderson at LSU, 1/24 6 by Destanni Henderson at Kentucky, 1/10	6 by Kiara Smith, Florida, 12/31

2020-21 INDIVIDUAL SUPERLATIVES – SEC GAMES

Category	South Carolina	Opponent
Points in Game	28 by Aliyah Boston vs. Florida, 12/31	32 by Rhyne Howard, at Kentucky, 1/10
Points in a Half	19 by Aliyah Boston vs. Florida, 1st, 12/31	19 by Rhyne Howard, at Kentucky, 1/10 19 by Jordan Lewis, at Alabama, 2nd, 1/4
Points in a Quarter	15 by Aliyah Boston vs. Florida, 12/31	13 by Jordan Lewis, at Alabama, 3rd, 1/4
Field Goals Made	11 by Aliyah Boston vs. Arkansas, 1/18 11 by Aliyah Boston vs. Florida, 12/31	13 by Rhyne Howard, at Kentucky, 1/10
Field Goal Attempts	18 by Aliyah Boston vs. Florida, 12/31	25 by Rhyne Howard, at Kentucky, 1/10
FG Percentage	.900 (9-10) by Victoria Saxton at Vanderbilt, 1/14	.538 (7-13) by Tiara Young, at LSU, 1/24
3-Point FG Made	3 Destanni Henderson vs. Alabama, 1/31 3 by Brea Beal vs. Arkansas, 1/18 3 by Brea Beal at Vanderbilt, 1/14 3 by Aliyah Boston vs. Florida, 12/31	3 by Jordan Lewis, vs. Alabama, 1/31 3 by Jasmine Walker, vs. Alabama, 1/31 3 by Jasmine Walker, at Alabama, 1/4
3-Point FG Attempts	7 by Destanni Henderson at LSU, 1/24	7 by Jasmine Walker, vs. Alabama, 1/31 7 by Jasmine Walker, at Alabama, 1/4
3-Point FG Percentage	1.000 (3-3) by Destanni Henderson vs. Alabama, 1/31	.667 (2-3) by Myah Taylor, at Mississippi State, 1/28
Free Throws Made	6 by Zia Cooke at Mississippi State, 1/28 6 by Destanni Henderson at Kentucky, 1/10 6 by Zia Cooke vs. Florida, 12/31	9 by Jordan Lewis, at Alabama, 1/4
Free Throw Attempts	7 by Aliyah Boston at LSU, 1/24 7 by Destanni Henderson at Kentucky, 1/10 7 by LeLe Grissett at Alabama, 1/4 7 by Victoria Saxton at Alabama, 1/4	11 by Jordan Lewis, at Alabama, 1/4
FT Percentage	1.000 (6-6) by Zia Cooke at Mississippi State, 1/28 1.000 (6-6) by Zia Cooke vs. Florida, 12/31	1.000 (6-6) by Rhyne Howard, at Kentucky, 1/10
Rebounds	16 by Aliyah Boston vs. Arkansas, 1/18 16 by Aliyah Boston vs. Florida, 12/31	10 by Jessika Carter, at Mississippi State, 1/28
Assists	10 by Destanni Henderson vs. Arkansas, 1/18	5 by Myah Taylor, at Mississippi State, 1/28 5 by Destiny Slocum, vs. Arkansas, 1/18 5 by Kiara Smith, Florida, 12/31
Steals	4 by Laeticia Amihere vs. Georgia, 1/21	5 by Robyn Benton, at Kentucky, 1/10
Blocked Shots	10 by Aliyah Boston vs. Georgia, 1/21	3 by Jessika Carter, at Mississippi State, 1/28 3 by Amber Ramirez, vs. Arkansas, 1/18 3 by Ariyah Copeland, at Alabama, 1/4
Turnovers	6 by Destanni Henderson at LSU, 1/24 6 by Destanni Henderson at Kentucky, 1/10	6 by Kiara Smith, Florida, 12/31

THE LAST TIME...

INDIVIDUAL

Scored 50 Points

South Carolina 51, Jocelyn Penn vs. Stetson, 1/4/03
Opponent Never

Scored 40 Points

South Carolina 51, Jocelyn Penn vs. Stetson, 1/4/03
Opponent 46, Cornelia Gayden, LSU, 1/14/95

Scored 30 Points

South Carolina 31, Te'a Cooper vs. Drake, 11/28/18
Opponent 32, Ashley Joens, at Iowa State, 12/6/20

Grabbed 20 Rebounds

South Carolina 25, Aliyah Boston vs. Arkansas, 1/9/20
Opponent 24, Teaira McCowan, at Mississippi State, 1/17/19

Grabbed 15 Rebounds

South Carolina 16, Aliyah Boston vs. Arkansas, 1/18/21
Opponent 18, Kiah Gillespie, Florida State, 3/24/19

Two Players with 20 or More Points

South Carolina Destanni Henderson 22/Aliyah Boston 20 at Kentucky, 1/10/21
Opponent Alexis Tolefree 22/Amber Ramirez 20, Arkansas, 1/9/20

Two Players with 10 or More Rebounds

South Carolina Aliyah Boston 12/Victoria Saxton 11 at Mississippi State, 1/28/21
Opponent Jakia Brown-Turner 12/Kayla Jones 12, NC State, 12/3/20

Three or More Players with 10 or More Rebounds

South Carolina A. Boston 12/V. Saxton 12/L. Amihere 11/L. Grissett 10 vs. Charleston, 11/25/20
Opponent W. Rolle 12/J. Breland 10/L. Broomfield 10, vs. North Carolina, 12/19/10

Had 10 Assists

South Carolina 10, Destanni Henderson vs. Arkansas, 1/18/21
Opponent 12, Channise Lewis, Maryland, 11/18/18

Had Five Steals

South Carolina 5, Destanni Henderson at Temple, 12/7/19
Opponent 5, Robyn Benton, at Kentucky, 1/10/21

Had Five Blocked Shots

South Carolina 10, Aliyah Boston vs. Georgia, 1/21/21
Opponent 9, Ae'Rianna Harris, Purdue, 12/15/19

Had 20 Points and 20 Rebounds

South Carolina Aja Wilson (27 pts/24 rebs) vs. LSU, 2/22/18
Opponent Teaira McCowan (26 pts/24 rebs) at Mississippi State, 1/17/19

Had a Double-Double

South Carolina Victoria Saxton (13 pts/11 rebs) at Mississippi State, 1/28/21
Opponent Jessica Carter (12 pts/10 rebs), at Mississippi State, 1/28/21

Two Players had a Double-Double

South Carolina Aliyah Boston (26 pts/16 rebs) / Destanni Henderson (14 pts/10 assts) vs. Arkansas, 1/18/21
Opponent J. Brown-Turner (11 pts/12 rebs)/Kayla Jones (16 pts/12 rebs), NC State, 12/3/20

Three or More Players had a Double-Double

South Carolina L. Amihere (11 pts/11 rebs) / A. Bason (11 pts/12 rebs) / L. Grissett (13 pts/10 rebs) / V. Saxton (19 pts/12 rebs) vs. Charleston, 11/25/20
Opponent Shakira Austin (10 pts/16 rebs) / Kaila Charles (17 pts/10 rebs) / Channise Lewis (10 pts/12 assts), Maryland, 11/18/18

Had a Triple-Double

South Carolina Aliyah Boston (16 pts/11 rebs/10 blks) vs. Georgia, 1/21/21
Opponent Never

TEAM

Scored 100 Points

South Carolina 104 vs. Arkansas, 1/18/21
Opponent 103, Clemson, 11/21/03

Won by 30 or More Points

South Carolina 106-43 (63) at Vanderbilt, 1/14/21
Opponent 66-34 (32), Georgia, 3/4/11

Shot 65% or Better from the Field

South Carolina .667 (36-54) at Vanderbilt, 1/18/18
Opponent Never

Shot 60% or Better from the Field

South Carolina .603 (35-58) at Georgia, 1/26/20
Opponent .604 (29-48), Vanderbilt, 1/18/01

Shot 50% or Better from the Field

South Carolina .508 (31-61) vs. Alabama, 1/31/21
Opponent .527 (29-55), vs. Gonzaga, 11/29/20

No Players in Double-Figure Points

South Carolina at Auburn, 1/19/12
Opponent Charleston, 11/25/20

Five Players in Double-Figure Points

South Carolina vs. Temple, 12/17/20
Opponent at Alabama, 1/5/20

More Than Five Players in Double-Figure Points

South Carolina 7 vs. Charleston, 11/25/20
Opponent 6 Maryland, 11/18/18

Faced AP Top-25 Opponent

Win 75-52 at No. 21 Mississippi State, 1/28/21
Loss 57-71 vs. No. 17 Indiana, 11/28/19

Faced AP Top-10 Opponent

Win 75-70 at No. 10 Kentucky, 1/10/21
Loss 46-54 vs. No. 8 NC State, 12/3/20

Faced AP Top-5 Opponent

Win 70-52 vs. No. 5 UConn, 2/10/20
Loss 64-68 vs. No. 5 Mississippi State, 3/3/19

Faced AP No. 1 Team

Win Never
Loss 68-93 vs. Baylor, 3/30/19

Overtime Game

Win 58-55 vs. Drexel, 11/28/12
Loss 85-90 vs. Drake, 11/24/18

Double-Overtime Game

Win 82-73 at Purdue, 12/16/18
Loss 92-94 at Clemson, 11/19/09

South Carolina Was Ranked (AP Poll)

No. 1 11/30/20
Top 5 No. 2, 2/1/21
Top 10 No. 6, 12/2/19
Top 25 No. 15, 3/19/19

SOUTH CAROLINA SINGLE-QUARTER RECORDS

TEAM		
Scoring		
Most		Points
1. vs. Saint Peter's, 11/22/16, 1st qtr.		37
2. at Vanderbilt, 1/12/20, 3rd qtr. vs. Alabama State, 3rd qtr.		36
4. vs. App State, 11/17/19, 1st qtr. vs. Arkansas, 3/8/19, 3rd qtr. at Arkansas, 2/3/19, 4th qtr. vs. Arkansas, 1/3/16, 2nd qtr.		35
Fewest		Points
1. vs. App State, 12/5/18, 4th qtr.		5
2. vs. Indiana, 11/28/19, 4th qtr. vs. St. John's, 11/25/17, 2nd qtr. vs. Stanford, 3/31/17, 2nd qtr. vs. UCLA, 12/18/16, 1st qtr.		6
Fewest Allowed		Points
1. at Vanderbilt, 1/14/21, 2nd qtr. at Ole Miss, 1/30/20, 1st qtr.		0
3. vs. UConn, 2/10/20, 1st qtr.		2
4. vs. App State, 11/17/19, 1st qtr. vs. Belmont, 3/22/19, 2nd qtr. vs. Savannah State, 12/17/17, 3rd qtr.		3
Most Allowed		Points
1. vs. Baylor, 12/2/18, 1st qtr. at Maryland, 11/13/17, 4th qtr. vs. Kentucky, 2/26/17, 4th qtr.		32
4. vs. Arkansas, 3/8/19, 3rd qtr. vs. Connecticut, 3/26/18, 1st qtr. vs. Syracuse, 3/25/16, 4th qtr.		30
Margin of Difference		
Lead	Score	Margin
1. vs. Alabama State, 11/5/19, 3rd qtr.	36-9	+37
2. vs. App State, 11/17/19, 1st qtr.	35-3	+32
3. vs. Charleston, 11/25/20, 3rd qtr. vs. USC Upstate, 11/21/19, 3rd atr. vs. Arkansas, 1/3/16, 2nd qtr.	34-8 33-7 35-9	+26 +26 +26
5. vs. Saint Peter's, 11/22/16, 1st qtr.	37-12	+25
Deficit	Score	Margin
1. vs. UConn, 2/1/18, 2nd qtr.	8-29	-21
2. at Tennessee, 2/15/18, 3rd qtr.	9-29	-20
3. vs. Baylor, 12/2/18, 1st qtr. at Mississippi State, 2/5/18, 4th qtr.	13-32 9-28	-19 -19
5. vs. Indiana, 11/28/19, 4th qtr. vs. Connecticut, 3/26/18, 1st qtr.	6-24 12-30	-18 -18
Field Goals		
Made		FGM
1. at Florida, 2/27/20, 1st qtr. vs. Saint Peter's, 11/22/16, 1st qtr.		15
3. vs. App State, 11/17/19, 1st qtr. vs. Notre Dame, 11/26/17, 4th qtr. vs. Arkansas, 1/3/16, 2nd qtr.		14
Attempts		FGA
1. vs. Arkansas, 3/7/20, 4th qtr.		28
2. vs. Arkansas, 1/9/20, 3rd qtr.		25
3. at Alabama, 1/4/21, 3rd qtr. vs. South Dakota, 11/28/20, 2nd vs. Charleston, 11/25/20, 3rd		24

Highest Percentage		
1. vs. Kentucky, 3/5/16, 4th qtr.	11-13	.846
2. at Kentucky, 1/21/18, 3rd qtr.	9-11	.818
3. vs. Belmont, 3/22/19, 3rd qtr. vs. Quinnipiac, 3/25/17, 3rd qtr.	13-16 13-16	.813 .813
5. vs. Charleston, 11/25/20, 2nd qtr. vs. Hampton, 12/16/15, 3rd qtr.	12-15 8-10	.800 .800
Lowest Percentage		
1. vs. Georgia, 1/12/17, 2nd qtr.	1-12	.083
2. vs. NC State, 12/3/20, 2nd qtr.	2-19	.105
3. at Iowa State, 12/6/20, 4th atr.	1-9	.111
4. vs. UCLA, 12/18/16, 1st qtr.	2-15	.133
5. vs. Stanford, 3/31/17, 2nd qtr.	2-14	.143
Lowest Percentage Allowed		
1. at Vanderbilt, 1/14/21, 2nd qtr. at Ole Miss, 1/30/20, 1st qtr. vs. Purdue, 12/15/19, 4th qtr.	0-16 0-9 0-8	.000 .000 .000
4. vs. App State, 11/17/19, 1st qtr. vs. CofC, 12/5/17, 2nd qtr. vs. St. John's, 11/25/17, 1st qtr.	1-18 1-18 1-17	.056 .056 .059
Highest Percentage Allowed		
1. vs. Drake, 11/24/18, 2nd qtr.	11-13	.846
2. at LSU, 1/15/17, 2nd qtr.	9-12	.750
3. vs. Tennessee, 1/14/18, 2nd qtr. vs. Quinnipiac, 3/25/17, 2nd qtr.	8-11 8-11	.727 .727
5. vs. Connecticut, 3/26/18, 2nd qtr. at Missouri, 1/7/18, 4th qtr.	10-14 5-7	.714 .714
Rebounding		
Total		Rebs
1. vs. Arkansas, 3/7/20, 4th qtr.		28
2. vs. Charleston, 11/25/20, 3rd qtr.		22
3. vs. Charleston, 11/25/20, 1st qtr. at Ohio State, 11/14/16, 1st qtr.		20
5. vs. Temple, 12/17/20, 4th qtr. vs. Arkansas, 1/9/20, 3rd qtr. vs. Arkansas, 1/9/20, 1st qtr. vs. Purdue, 12/15/19, 4th qtr. vs. CofC, 12/5/17, 1st qtr.		19
Margin	Rebs	Margin
1. vs. Charleston, 11/25/20, 3rd qtr.	22-4	+18
vs. Arkansas, 3/7/20, 4th qtr.	21-5	+16
3. vs. Temple, 12/17/20, 4th qtr. at Alabama, 2/22/16, 4th qtr.	19-4 18-3	+15 +15
5. vs. Arkansas, 1/25/18, 1st qtr. vs. Clemson, 12/15/16, 2nd qtr.	18-4 18-4	+14 +14

INDIVIDUAL	
Scoring	
Most	Points
1. Kaela Davis at Auburn, 1/5/17, 1st qtr.	19
2. A'ja Wilson vs. Notre Dame, 11/26/17, 4th qtr.	18
3. Alexis Jennings at Florida, 2/17/19, 3rd qtr.	17
4. Aliyah Boston vs. Florida, 12/31/20, 2nd qtr. Herbert Harrigan vs. Texas A&M, 3/1/20, 1st qtr. Kaela Davis vs. Quinnipiac, 3/25/17, 3rd qtr . Tina Roy vs. Arkansas, 1/3/16, 3rd qtr.	15 15 15 15
Rebounding	
Most	Rebs
1. Le'Lea Grissett at Vanderbilt, 1/14/21, 4th qtr.	9
Aliyah Boston vs. UConn, 2/10/20, 1st qtr.	9
Aliyah Boston vs. Arkansas, 1/9/20, 1st atr.	9
Alaina Coates at Arkansas, 2/5/17, 1st qtr.	9
Alaina Coates at Georgia, 1/26/17, 2nd qtr .	9



Notables

- 5-Time National Attendance Leader (2015-present)
- NCAA Tournament Host in 2015, 2016, 2017, 2018
- 81 consecutive regular-season games with at least 10,000 fans (Jan. 2, 2015) – overall streak, including postseason games, is 46 (Nov. 10, 2017)
- 5 official sellouts (18,000) since 2015-16 season
- 2 undefeated seasons at home
- Longest home win streak – 45 games (2/24/13-2/4/16)

Great Gamecock Fans

18,000	UConn, 2/10/20
18,000	Mississippi State, 3/3/19
18,000	UConn, 2/1/18
18,000	Kentucky, 2/26/17
18,000	UConn, 2/8/16
17,712	Clemson, 11/22/02*
17,156	Kentucky, 1/11/15
16,815	Ohio State, 11/13/15
16,465	Auburn, 1/2/15
16,429	Duke, 12/6/15

* Inaugural Night of Colonial Life Arena

Year-by-Year Record

Year	Record	Pct.	Att. Avg.
2002-03	14-2	.875	3,244
2003-04	5-6	.455	1,828
2004-05	8-9	.471	1,764
2005-06	12-5	.706	1,455
2006-07	15-5	.750	1,845
2007-08	12-6	.667	1,802
2008-09	6-9	.400	2,793
2009-10	7-5	.583	3,442
2010-11	14-5	.737	2,996
2011-12	12-3	.800	3,139
2012-13	12-3	.800	4,082
2013-14	16-0	1.000	6,371
2014-15	16-0	1.000	12,293
2015-16	16-1	.941	14,364
2016-17	15-1	.938	12,277
2017-18	15-2	.882	13,239
2018-19	11-4	.733	11,539
2019-20	14-0	1.000	11,805
2020-21	6-1	.857	3,500*
Total	226-67	.771	6,127*
Staley Era	160-34	.825	8,195*

* 2020-21 attendance not counted in average due to COVID-19 regulation restrictions

In women's basketball, Colonial Life Arena has become one of the most feared places to play as enormous crowds fill the building with passion for the Gamecocks.

The state of South Carolina has rallied around head coach Dawn Staley's program in unprecedented numbers as the Gamecocks have led the nation in average attendance in each of the last six seasons. The Gamecocks were one of a few programs to finish the season averaging over 10,000 fans and boast five sellouts (18,000) in the last five seasons.

Colonial Life Arena is more than just the home of South Carolina men's and women's basketball, though. It is also a thriving entertainment venue that the city of Columbia and its surrounding metropolitan area are able to enjoy throughout the year.

Colonial Life Arena is the largest arena in the state of South Carolina with 18,000 seats, and the 10th-largest on-campus basketball facility in the nation. Located on the beautiful University of South Carolina campus, this one-of-a-kind facility features 41 suites, four entertainment suites, and the Frank McGuire Club, a full-service hospitality room that has a capacity of 300. The state-of-the-art facility also features plush seating, a technologically advanced sound system and a one-of-a-kind selection of unique concession foods that will delight fans of all ages.

In Summer 2017, a 12-display center-hung video board and ribbon boards were added to the arena bowl at a cost of \$4.2 million. The center-hung board features four convex-curved main displays that measure approximately 12' x 20' and can show any combination of live video, instant replays, statistics and game information, graphics and animations, and sponsorship messages.

The Arena has hosted numerous sold out shows, including Barnum and Bailey Circus, Paul McCartney, country superstars Kenny Chesney and Taylor Swift, WWE Wrestling, Kanye West and numerous other acts.

The largest building ever constructed at the University of South Carolina at 342,000 square feet, the Arena has an intimate double-deck design that puts every seat close to the action. The cantilever of the upper deck over the lower deck extends further than any other arena of its size with great sight lines.

Two spacious locker rooms for Gamecock men's and women's basketball include team meeting rooms, recruiting rooms, coaches locker rooms and an athletic training room.

"It is a beautiful thing to see unfold because a lot of people really didn't think it could get done. I tip my hat to Gamecock Nation for making this a wonderful place and creating a home court advantage that allows us to win close basketball games."

– South Carolina Head Coach Dawn Staley



DAWN STALEY

Head Coach

13th Season at South Carolina

Catapulting South Carolina into the national spotlight, Dawn Staley has made the Gamecocks a mainstay in the battle for SEC and national championships. In 2017-18, she capped her first decade in Garnet and Black by leading her team to its fourth-straight SEC Tournament title, the first four-peat champion in league history, and celebrating the program's first National Player of the Year and No. 1 WNBA Draft pick in Aja Wilson. Staley's staff has signed two No. 1 recruiting classes in the last three seasons (2019, 2021) and finished the 2019-20 season as the unanimous No. 1 team in the country.

Staley's 12 seasons at the helm of the Gamecocks include:

- 2017 NCAA National Championship
- 162 consecutive weeks ranked in the AP Top 25, including 91 weeks in the top five
- Eight 25-win seasons, including four 30-win campaigns led by a school-record 34 victories in 2014-15
- Five SEC regular-season championships (2014, 2015, 2016, 2017, 2020)
- Five SEC Tournament titles (2015, 2016, 2017, 2018, 2020)
- Six NCAA Attendance titles, averaging over 10,000 fans each season (2015, 2016, 2017, 2018, 2019, 2020)

While her coaching career is in full bloom, Staley is still recognized for her body of work as a one of the most decorated participants in United States women's basketball history. The Naismith Memorial Basketball Hall of Fame solidified that legacy with her enshrinement as part of the Class of 2013. The Phoenix Club of Philadelphia established the Dawn Staley Award recognizing the nation's top guard in women's Division I basketball in 2013 as well. Staley was inducted into the Women's Basketball Hall of Fame as part of the Class of 2012.

In her 21st season as a head coach, Staley has led her teams to 10 25-win seasons, a total of 16 postseason appearances (two WNIT) and 113 weeks in the Associated Press top 10, including 24 in the No. 1 spot. Also a force in USA Basketball, she was named the U.S. Women's National Team head coach for 2017-21, already leading the U.S. to 2018 FIBA World Cup gold to earn USAB National Coach of the Year honors. Prior to that appointment, Staley led three other U.S. teams to gold medals – 2015 FIBA U19 World Championships, 2014 FIBA U18 Americas Championship, 2007 Pan Am Games – and served as an assistant on the Senior National Team 2006-08 and again 2014-16, during which the U.S. claimed gold in the 2014 FIBA World Championship and the 2008 and 2016 Olympics.

At the helm of the Gamecocks over the last 12 seasons, Staley has twice been named National Coach of the Year (2014, 2020) with her 2020 unanimous selection making her the first former Naismith Player of the Year to earn the Naismith Coach of the Year award. She is a four-time SEC Coach of the Year and was the 2012 BCA Female Coach of the Year. She is the only Gamecock basketball coach – men's or women's – to amass 300 victories at South Carolina and became the fastest coach to 200 wins in program history, needing just 277 games at South Carolina to reach the plateau.

Staley has coached a National Player of the Year (Aja Wilson, 2018) and a National Freshman of the Year (Aliyah Boston, 2020). Under her leadership, Six Gamecocks have collected 12 All-America selections, two have picked up five SEC Player of the Year honors, three have earned SEC Defensive Player of the Year recognition a total of four times, one has been the SEC 6th Player of the Year and six were named SEC Freshman of the Year. She has coached 17 Gamecocks to All-SEC honors a combined 32 times, including 14 first-team selections, and eight Gamecocks have been selected in the WNBA Draft in the last five seasons, including 2018 No. 1 pick Aja Wilson who went on to earn WNBA Rookie of the Year honors a year after Allisha Gray became the first Gamecock to capture the honor in 2017. Two other Gamecock draftees earned WNBA All-Rookie Team honors as well.

On Staley's watch, the Gamecocks are enjoying the most sustained success in program history. After posting back-to-back 25-win seasons in 2011-12 and 2012-13 for the first time in more than 30 years, the 2014-15 team broke the school record with 34 wins. South Carolina won more SEC games than the season before in each of her first seven seasons, culminating in the 2015-16 team recording just the second 16-0 conference record in league history. Her Gamecocks are the only SEC program with multiple 16-0 seasons in league history after they matched that mark in 2019-20. Staley's 138 SEC wins account for 68.3 percent of the program's total 202 wins over its 28 seasons in the league. She has delivered the only five SEC championships in program history, and she has helped the Gamecocks to nine of the program's 10 top-four finishes in the league.

YEAR-BY-YEAR AT SOUTH CAROLINA

Year	School	Record	Conf. Rec.	Conf. Finish	Postseason
2008-09	South Carolina	10-18	2-12	11th	
2009-10	South Carolina	14-15	7-9	T-7th	
2010-11	South Carolina	18-15	8-8	T-5th	WNIT 2nd Round
2011-12	South Carolina	25-10	10-6	T-4th	NCAA Sweet 16
2012-13	South Carolina	25-8	11-5	T-4th	NCAA 2nd Round
2013-14	South Carolina	29-5	14-2	1st	NCAA Sweet 16
2014-15	South Carolina	34-3	15-1	T-1st	SEC Tourn. Champ./NCAA Final Four
2015-16	South Carolina	33-2	16-0	1st	SEC Tourn. Champ./NCAA Sweet 16
2016-17	South Carolina	33-4	14-2	1st	SEC Tourn. Champ./NCAA Champ.
2017-18	South Carolina	29-7	12-4	T-2nd	SEC Tourn. Champ./NCAA Elite Eight
2018-19	South Carolina	23-10	13-3	2nd	NCAA Sweet 16
2019-20	South Carolina	32-1	16-0	1st	SEC Tourn. Champ./NCAA cancelled
2020-21	South Carolina	14-1	9-0		
At SC	13th season	319-99	147-52	5 SEC Titles	5 SEC Tourn. Titles, 1 NCAA Title, 7 Sweet 16s
At Temple	8 seasons	172-80	100-25	3 A-10 Titles	4 A-10 Tourn. Titles, 6 NCAA appearances
Career	21st season	491-179	247-77		

QUICK FACTS

Coaching Highlights

College

- 14 NCAA Tournament Appearances (8 at South Carolina)
- NCAA National Champion (2017)
- 15 20-Win Seasons (9 at South Carolina)
- 6 Regular-Season Conference Titles (SEC 2014, 2015, 2016, 2017, 2020; A-10 2008)
- 9 Conference Tournament Titles (SEC 2015, 2016, 2017, 2018, 2020; A-10 2002, 2004, 2005, 2006)
- National Coach of the Year (ESPN, AP, WBCA, Naismith, USBWA), 2020
- 3-time Naismith National Coach of the Year Finalist (2014, 2015, 2016)
- Basketball Times National Coach of the Year (2014)
- 4-time WBCA Region Coach of the Year (Region 3 2014, 2015, 2016; Region 1 2005)
- Six-time Conference Coach of the Year (SEC 2014, 2015, 2016, 2020; A-10 2004, 2005)

USA Basketball

- Senior National Team Head Coach (2017-present) – FIBA AmeriCup gold medal (2019), FIBA World Cup gold medal (2018), National Coach of the Year (2018)
- Senior National Team Asst. Coach (2006-08, 2014-16) – Rio Olympics gold medal (2016), FIBA World Championship gold medal (2014), Beijing Olympics gold medal (2008), FIBA Americas Championship gold medal (2007), FIBA World Championship bronze medal (2006)
- U19 National Team Head Coach – FIBA U19 World Championship gold medal (2015), co-National Coach of the Year (2015)
- U18 National Team Head Coach – FIBA U18 Americas Championship gold medal (2014)
- Pan Am Games Head Coach – Gold medal (2007)

Playing Highlights

U.S. Professional – 11 seasons

- Five-time WNBA All-Star (2001, 2002, 2003, 2005, 2006)
- Two-time ABL All-Star (1997, 1998)
- WNBA All-Decade Team

USA Basketball

- Olympic gold medalist (1996, 2000, 2004)
- Flag bearer for U.S. in Olympic Games Opening Ceremony (2004)
- Two-time USA Basketball Female Athlete of the Year (1994, 2004)

College – Virginia (1989-92)

- Kodak All-America (1990, 1991, 1992)
- Honda-Broderick Cup Award for Collegiate Female Athlete of the Year (1991)
- Two-time ACC Player of the Year (1991, 1992)
- NCAA Tournament MOP (1991)

Other Notables

- Naismith Memorial Basketball Hall of Fame, Class of 2013
- Order of the Palmetto Recipient (2013)
- Women's Basketball Hall of Fame, Class of 2012

STALEY-ERA TEAM RECORDS

Scoring

Most	Points
1. vs. Charleston, 11/25/20	119
2. vs. Savannah State, 12/14/14	111
3. at Vanderbilt, 1/14/21	106
4. vs. Arkansas, 1/18/21	104
5. at Alabama, 1/8/15	102

Fewest	Points
1. at Stanford, 11/26/10	32*
2. vs. Georgia, 3/4/11	34
3. vs. Mississippi State, 3/5/09	39
4. at Georgia, 1/13/13	40
5. at Mississippi State, 2/26/09	41

Fewest Allowed	Points
1. vs. South Carolina State, 12/14/11	21
2. vs. Presbyterian, 11/27/11	24
3. vs. NC Central, 12/1/14	26
vs. SC State, 12/22/13	26
5. vs. NC Central, 12/2/13	27

Most Allowed	Points
1. at Connecticut, 2/11/19	97
2. vs. Arkansas, 3/8/19	95
3. vs. Baylor, 12/2/18	94
vs. Connecticut, 3/26/18	94
at Clemson, 11/19/09	94

Margin of Outcome

Victory	Score	Margin
1. vs. Charleston, 11/25/20	119-38	+81
2. vs. Charleston Southern, 11/8/13	99-29	+70
3. vs. Alabama State, 11/10/17	99-31	+68
vs. NC Central, 12/1/14	90-26	+64
5. at Vanderbilt, 1/14/21	106-43	+63

Defeat	Score	Margin
1. at Stanford, 11/26/10	32-70	-38
2. vs. Georgia, 3/4/11	34-66	-32
3. vs. Stanford, 12/19/08	47-78	-31
4. at Penn State, 11/21/10	48-78	-30
5. vs. Connecticut, 3/26/18	65-94	-29
vs. Connecticut, 12/28/08	48-77	-29

Field Goals

Made	FGM
1. at Vanderbilt, 1/14/21	42
vs. Charleston, 11/25/20	42
3. vs. Arkansas, 1/18/21	40
4. vs. Temple, 12/17/20	39
vs. Savannah State, 12/17/17	39
vs. Western Carolina, 11/30/17	39
vs. Charleston Southern, 11/8/13	39

Attempts	FGA
1. vs. Arkansas, 3/7/20	82
2. at Arkansas, 2/3/19	80
3. vs. Florida, 12/31/20	79
4. at Vanderbilt, 1/14/21	76
vs. Penn State, 11/20/11	76

Highest Percentage (Min. 40 FGA)	FGM-A	Pct
1. at Vanderbilt, 1/18/18	36-54	.667
2. vs. Savannah State, 3/20/15	34-53	.642
3. at Alabama, 1/8/15	37-58	.638
4. vs. Kentucky, 2/26/17	34-55	.618
5. vs. Florida State, 3/29/15	30-49	.612

Lowest Percentage (Min. 40 FGA)	FGM-A	Pct
1. at Stanford, 11/26/10	12-55	.218
2. vs. Georgia, 3/4/11	12-52	.231
3. at Florida, 1/20/13	15-64	.234
4. at Kentucky, 2/5/09	13-55	.236
5. at Georgia, 1/2/11	13-54	.241

Lowest %age Allowed (Min. 40 FGA)	FGM-A	Pct
1. vs. South Carolina State, 12/14/11	6-48	.125
2. vs. NC Central, 12/2/13	8-50	.160
3. vs. Charleston, 11/25/20	13-74	.176
4. vs. Charleston Southern, 11/8/13	10-54	.185
5. vs. Arkansas, 3/6/15	11-57	.193
vs. Hampton, 11/22/12	11-57	.193

Highest %age Allowed (Min. 40 FGA)	FGM-A	Pct
1. vs. Connecticut, 3/26/18	37-63	.587
2. vs. Connecticut, 2/11/19	37-65	.569
3. vs. Connecticut, 12/28/08	35-62	.565
vs. Florida, 1/9/11	26-46	.565
5. vs. Tennessee, 1/14/18	31-55	.564

3-Point Field Goals

Made	3FGM
1. vs. Minnesota, 12/11/16	16
2. vs. Temple, 12/21/18	15
3. vs. Appalachian State, 12/5/18	14
at Auburn, 1/5/17	14
5. at Iowa State, 12/6/20	13

Attempts	3FGA
1. vs. Minnesota, 12/11/16	33
2. vs. Syracuse, 3/25/16	32
3. vs. Temple, 12/21/18	31
4. vs. Drake, 11/24/18 (includes overtime)	30
5. vs. Arkansas, 3/7/20	29
vs. Penn State, 11/20/11	29

Percentage (Min. 5 3FGA)	3FGM-A	Pct
1. vs. ETSU, 11/22/18	11-16	.688
2. vs. Kentucky, 2/18/18	6-9	.667
vs. Oregon State, 3/25/14	4-6	.667
vs. Ole Miss, 1/30/14	4-6	.667
vs. Savannah State, 12/28/13	4-6	.667
vs. Western Carolina, 12/29/12	6-9	.667
at Alabama, 1/10/10	8-12	.667
vs. Charlotte, 12/21/08	8-12	.667

Free Throws

Made	FTM
1. vs. Savannah State, 12/14/14	34
vs. Oregon State, 3/25/14	34
3. vs. Missouri, 1/10/16	32
vs. Ole Miss, 1/30/14	32
at Mississippi State, 1/6/12	32

Attempts	FTA
1. at Mississippi State, 1/6/13	50
2. vs. Savannah State, 12/28/13	48
3. vs. Charleston, 11/25/20	47
vs. Savannah State, 12/14/14	47
5. vs. Missouri, 2/2/14	46

Percentage (Min. 10 FTA)	FTM-A	Pct
1. vs. Alabama, 1/31/21	19-20	.950
2. vs. Quinnipiac, 3/25/17	18-19	.947
3. at Texas A&M, 2/23/17	15-16	.923
4. vs. Kentucky, 2/18/18	23-25	.920
5. vs. Temple, 12/21/18	11-12	.917

Rebounding

Total	Rebs
1. vs. Charleston, 11/25/20	73
2. vs. Arkansas, 1/25/18	62
vs. College of Charleston, 11/14/13	62
4. at Vanderbilt, 1/14/21	60
vs. Arkansas, 3/7/20	60

Margin	Rebs	Margin
1. vs. Charleston, 11/25/20	73-28	+45
2. vs. Savannah State, 12/14/14	56-21	+35
3. vs. Hampton, 12/16/15	52-19	+33
4. at Vanderbilt, 1/14/21	60-28	+32
5. vs. Arkansas, 1/25/18	62-31	+31

Offensive	Off. Rebs
1. vs. Elon, 11/9/12	29
2. vs. Arkansas, 3/7/20	28
3. vs. Arkansas, 1/25/18	27
vs. College of Charleston, 11/23/11	27
5. at Alabama, 1/4/21	26
vs. Kansas, 3/25/13	26
at Florida, 1/20/13	26

Turnovers

Fewest	TOs
1. at Tennessee, 2/2/12	4
2. at Ole Miss, 1/4/18	5
vs. UNC Asheville, 3/17/17	5
vs. Vanderbilt, 2/16/17	5
vs. CSU Bakersfield, 11/28/15	5
at Clemson, 11/18/15	5
vs. Syracuse, 11/28/14	5
vs. Tennessee, 2/23/15	5
at Missouri, 2/28/13	5
vs. Georgia, 3/2/12	5
vs. Ole Miss, 3/3/11	5

Most	TOs
1. at Wake Forest, 12/3/08	32
2. at Ole Miss, 2/25/16	29
vs. Hampton, 11/22/12	29
vs. Kentucky, 1/15/12	29
5. at Kentucky, 1/13/11	28

Assists

1. vs. Minnesota, 12/11/16	29
2. vs. NC Central, 12/1/14	26
3. vs. Winthrop, 12/13/15	25
vs. UNCG, 11/15/15	25
vs. San Diego State, 11/23/14	25
vs. Clemson, 11/20/14	25
vs. Alabama, 1/19/14	25
vs. Charleston Southern, 11/8/13	25

Steals	Stals
1. at Alabama State, 11/11/18	22
2. vs. Alabama State, 11/10/17	21
vs. NC Central, 12/1/14	21
vs. Furman, 12/11/11	21
5. vs. San Diego State, 11/23/14	18

Blocked Shots	Blocked Shots
1. vs. Clemson, 11/15/18	16*
vs. Winthrop, 12/13/15	16*
3. vs. Arkansas, 3/6/15	15
4. vs. Georgia, 1/21/21	14
at Mississippi State, 2/6/14	14
vs. Kentucky, 1/9/14	14

* indicates also a school record



LAETICIA AMIHERE

6-4 • So. • Forward • Mississauga, Ontario

15

Career Stats at South Carolina

Season	gp-gs	min/avg	fg-fga	pct	3fg-fga	pct	ft-fa	pct	off	def	tot	avg	pf	fo	ast	to	blk	stl	pts	avg
2019-20	29-0	372/12.8	48-115	.417	7-13	.538	33-61	.541	42	72	114	3.9	58	1	16	45	33	18	136	4.7
2020-21	15-1	277/18.5	38-102	.373	0-8	.000	28-45	.622	34	43	77	5.1	34	1	18	29	17	13	104	6.9
TOTAL	44-1	649/14.8	86-217	.396	7-21	.333	61-106	.575	76	115	191	4.3	92	2	34	74	50	31	240	5.5

Career Notables

- In 2019-20, showed flashes of athleticism and talent that made her the No. 10 overall recruit in the Class of 2019
- Joined team in Jan. 2019 to recover from knee injury that ended her senior year of high school early
- Was part of Team Canada the competed at the FIBA Olympic Qualifying Tournament in Belgium (Feb. 7-9, 2020), during which Canada qualified for the Tokyo Olympics

Season Highlights

- Added 15 pounds of muscle in the offseason and improved vertical jump from 22 to 28 inches, long jump from 7-8 to 8-4 and 3/4-court speed from 3.27 seconds to 2.96 seconds
- Ranks 10th in the SEC in blocked shots (1.1)
- Cracked double figures for the second game in a row at Vanderbilt (Jan. 14), pouring in 11 points along with tying her career high in blocks and steals with three each
- Scored eight of her 10 points in the first half at #10/8 Kentucky (Jan. 10) to keep the game close and added her final points on a putback late in the third quarter that gave the Gamecocks their first lead of the night
- Drew her first career start against Temple (Dec. 17), scoring the first Gamecocks' first points of the game as part of her 11 in the outing for her fourth double-figure scoring game in six outings
- Hit a pair of free throws to stop an 8-2 first-quarter run at #23/18 Iowa State (Dec. 6), keeping the Gamecocks in front
- Snagged a career best 15 rebounds, seven coming on the offensive glass, against NC State (Dec. 3) to tally her second double-double of the season
- Played a career-high 31 minutes against South Dakota (Nov. 28) where she poured in 11 points off the bench
- Opened the season with her first career double-double, scoring 11 points and pulling down 11 rebounds against the College of Charleston (Nov. 25)

Awards

SEC Winter Academic Honor Roll (2019-20)
SEC Community Service Team (2019-20)

High School

WBCA All-America Honorable Mention (2019)

Team Canada

2020 FIBA Olympic Qualifying Tourn. (Belgium)
2017 FIBA U19 World Cup, bronze medal
2017 FIBA U19 World Cup, All-Tournament Team
2016 FIBA U17 FIBA World Cup
2015 FIBA U16 Americas Cup, gold medal

Miscellaneous

	Season	Career	Record
Double-Doubles	2	2	1-1
10+ Points	6	10	9-1
10+ Rebounds	2	2	1-1
Team-High Pts.	1	2	1-1
Team-High Rebs.	2	4	3-1
Tm-High Assists	0	1	1-0

Career Highs

Pts.....16 at Ole Miss, 1/30/20
FG.....6, 2x, last at Ole Miss, 1/30/20
FGA.....16 vs. NC State, 12/3/20
3FG.....2 at Ole Miss, 1/30/20
3FGA.....3 at Ole Miss, 1/30/20
FT.....5, 2x, last vs. Temple, 12/17/20
FTA.....9 vs. College of Charleston, 11/25/20
Reb.....15 vs. NC State, 12/3/20
Off Reb.....7 vs. NC State, 12/3/20
Blk.....3, 7x, last vs Arkansas, 1/18/21
Stl.....4 vs. Georgia, 1/21/21
Asst.....3, 2x, last vs. Duke, 12/19/19
Min.....31 vs. South Dakota, 11/28/20

SEC Career Highs

Pts.....16 at Ole Miss, 1/30/20
FG.....6, 2x, last at Ole Miss, 1/30/20
FGA.....9, 3x, last at Mississippi State, 1/28/21
3FG.....2 at Ole Miss, 1/30/20
3FGA.....3 at Ole Miss, 1/30/20
FT.....3, 4x, last at Vanderbilt, 1/14/21
FTA.....5 at Vanderbilt, 1/14/21
Reb.....9 at Florida, 2/27/20
Off Reb.....5 at Florida, 2/27/20
Blk.....3, 5x, last vs Arkansas, 1/18/21
Stl.....4 vs. Georgia, 1/21/21
Asst.....2, 4x, last at Mississippi State, 1/28/21
Min.....24 at Kentucky, 1/10/21

GAME-BY-GAME

Opponent	Date	gs	min	Total		3-Pointers		Free throws		Rebounds				pf	a	t/o	blk	stl	pts	avg
				fg-fga	pct	3fg-fga	pct	ft-fa	pct	off	def	tot	avg							
COL. OF CHARLESTON	11/25/20	23	3-4	.750	0-1	.000	5-9	.556	2	9	11	11.0	4	2	2	2	0	11	11.0	
vs South Dakota	11/28/20	30	4-12	.333	0-1	.000	3-6	.500	5	4	9	10.0	3	1	2	3	0	11	11.0	
vs #21/20 Gonzaga	11/29/20	24	2-5	.400	0-0	.000	2-5	.400	1	3	4	8.0	3	2	1	1	0	6	9.3	
#8/6 NC STATE	12/03/20	27	5-16	.313	0-2	.000	1-3	.333	7	8	15	9.8	1	2	2	2	0	11	9.8	
at #23/18 Iowa State	12/06/20	7	0-3	.000	0-0	.000	4-4	1.000	2	0	2	8.2	5	1	1	0	0	4	8.6	
TEMPLE	12/17/20	15	3-6	.500	0-1	.000	5-5	1.000	0	3	3	7.3	2	1	1	0	1	11	9.0	
FLORIDA	12/31/20	12	1-5	.200	0-1	.000	0-0	.000	2	1	3	6.7	3	2	3	2	1	2	8.0	
at Alabama	01/04/21	15	1-7	.143	0-0	.000	1-2	.500	4	1	5	6.5	0	0	5	0	0	3	7.4	
at #10/8 Kentucky	01/10/21	24	5-9	.556	0-1	.000	0-0	.000	2	2	4	6.2	0	1	3	0	1	10	7.7	
at Vanderbilt	01/14/21	19	4-7	.571	0-0	.000	3-5	.600	4	4	8	6.4	3	1	1	3	3	11	8.0	
#15/16 ARKANSAS	01/18/21	18	3-7	.429	0-0	.000	0-0	.000	1	0	1	5.9	2	2	1	3	1	6	7.8	
#22/23 GEORGIA	01/21/21	17	1-4	.250	0-0	.000	2-4	.500	2	0	2	5.6	3	1	2	1	4	4	6.5	
at LSU	01/24/21	7	0-0	.000	0-0	.000	0-0	.000	0	2	2	5.3	1	0	1	0	0	0	7.9	
at #21/19 Mississippi State	01/28/21	18	3-9	.333	0-1	.000	1-1	1.000	1	6	7	5.4	3	2	3	0	1	7	6.9	
ALABAMA	01/31/21	21	3-8	.375	0-0	.000	1-1	1.000	1	0	1	5.1	1	0	1	0	1	7	6.9	
Totals		1	277	38-102	.373	0-8	.000	28-45	.622	34	43	77	5.1	34	18	29	17	13	104	6.9

Games played: 15
Minutes/game: 18.5
Points/game: 6.9
FG Pct: 37.3
3FG Pct: 0.0
FT Pct: 62.2

Rebounds/game: 5.1
Assists/game: 1.2
Turnovers/game: 1.9
Assist/turnover ratio: 0.6
Steals/game: 0.9
Blocks/game: 1.1



BREA BEAL

6-1 • So. • Guard • Rock Island, Ill.

12

Career Stats at South Carolina

Season	gp-gs	min/avg	fg-fga	pct	3fg-fga	pct	ft-fa	pct	off	def	tot	avg	pf	fo	ast	to	blk	stl	pts	avg
2019-20	33-33	702/21.3	72-173	.416	13-45	.289	44-79	.557	59	118	177	5.4	48	0	34	46	27	27	201	6.1
2020-21	15-15	372/24.8	52-111	.468	12-31	.387	19-35	.543	23	48	71	4.7	30	0	19	17	7	14	135	9.0
TOTAL	48-48	1074/22.4	124-284	.437	25-76	.329	63-114	.553	82	166	248	5.2	78	0	53	63	34	41	336	7.0

Career Notables

- Defensive force often called on to stop opponent's top scorer
- Has scoring ability and continues to grow in that area
- Notched first career double-double in the 2020 SEC Championship game
- Ranked No. 11 recruit in Class of 2019 and a consensus All-American

Season Highlights

- Posted fourth double-digit scoring game in last six outings with 11 points against Alabama (Jan. 31), impacting game with four points, a rebound, two blocks and a steal during 18-5 run that opened second half
- Great defensive effort at #21/19 Mississippi State (Jan. 28), holding leading scorer Rickea Jackson to just two first-half points
- Came up big at LSU (Jan. 24), scoring six of her 10 points in the third quarter as the Gamecocks rallied to regain the lead... also tied her career high with four assists
- Had a career scoring night for the second-straight game with 22 against #15/16 Arkansas (Jan. 18), scoring seven of in the first quarter and adding nine during the third as the Gamecocks pulled away with the lead ... all while helping lock up Arkansas' prolific offensive weapons on the perimeter
- Scored 10 of her then career-high 17 points in the first quarter at Vanderbilt (Jan. 14) and finished the game with three made 3s, tying her career high from beyond the arc
- Strong effort at #10/8 Kentucky (Jan. 10), making All-American Rhyné Howard work on both sides of the ball throughout the game, which slowed down the Wildcats' star late in the game
- Had her first double-digit rebound game of the season at Alabama (Jan. 4), grabbing eight in the first half, including six defensive boards in the second quarter to help hold the Tide to just nine points
- Was aggressive offensively early at #23/18 Iowa State (Dec. 6), scoring five of the team's first seven points and going on to finish with a season-high 13 points, including three 3s
- Provided an offensive spark against #21/20 Gonzaga (Nov. 29) scoring a then season-high 12 points to go along with her team high seven rebounds

Awards

2020 Cheryl Miller Award Watch List (preseason)
SEC First-Year Academic Honor Roll (2019-20)

High School

Naismith All-America Third Team (2019)
WBCA All-America Third Team (2019)
McDonald's All-America (2019)

In the Record Book

Season

Most games started by a freshman (33 in 2019-20)

Miscellaneous

	Season	Career	Record
20+ Points	1	1	1-0
10+ Points	6	12	12-0
10+ Rebounds	1	6	6-0
Team-High Points	0	1	1-0
Team-High Rebs.	1	5	5-0
Team-High Assts.	0	2	2-0

Career Highs

Pts	22 vs. Arkansas, 1/18/21
FG	7, 3x, last vs. Arkansas, 1/18/21
FGA	11, 2x, last vs. Arkansas, 1/18/21
3FG	3, 4x, last vs. Arkansas, 1/18/21
3FGA	5, 3x, last vs. Arkansas, 1/18/21
FT	8 at Maryland, 11/10/19
FTA	12 at Maryland, 11/10/19
Reb	13 at Missouri, 1/16/20
Blk	3 vs. Mississippi State, 3/8/20
Stl	3, 4x, last vs. Mississippi State, 1/20/20
Asst	4, 3x, last at LSU, 1/24/21
Min	35 vs. Arkansas, 1/18/21

SEC Career Highs

Pts	22 vs. Arkansas, 1/18/21
FG	7, 3x, last vs. Arkansas, 1/18/21
FGA	11, 2x, last vs. Arkansas, 1/18/21
3FG	3, 2x, last vs. Arkansas, 1/18/21
3FGA	5 vs. Arkansas, 1/18/21
FT	5 vs. Arkansas, 1/18/21
FTA	6, 3x, last at Mississippi State, 1/28/21
Reb	13 at Missouri, 1/16/20
Blk	2, 5x, last vs. Alabama, 1/31/21
Stl	3, 2x vs. Mississippi State, 1/20/20
Asst	4 at LSU, 1/24/21
Min	35 vs. Arkansas, 1/18/21

GAME-BY-GAME

Opponent	Date	gs	min	Total		3-Pointers		Free throws		Rebounds				pf	a	t/o	blk	stl	pts	avg	
				fg-fga	pct	3fg-fga	pct	ft-fa	pct	off	def	tot	avg								
COL. OF CHARLESTON	11/25/20	*	17	4-9	.444	0-1	.000	0-1	.000	1	1	2	2.0	1	1	1	0	1	8	8.0	
vs South Dakota	11/28/20	*	23	1-4	.250	0-0	.000	1-4	.250	2	3	5	3.5	4	3	1	0	0	3	5.5	
vs #21/20 Gonzaga	11/29/20	*	32	5-7	.714	0-0	.000	2-4	.500	5	2	7	4.7	2	1	1	1	1	12	7.7	
#8/6 NC STATE	12/03/20	*	21	2-6	.333	0-0	.000	1-2	.500	0	4	4	4.5	1	0	1	2	1	5	7.0	
at #23/18 Iowa State	12/06/20	*	24	5-9	.556	3-5	.600	0-0	.000	1	3	4	4.4	2	2	2	0	0	13	8.2	
TEMPLE	12/17/20	*	19	2-8	.250	1-3	.333	0-0	.000	2	1	3	4.2	1	3	1	0	2	5	7.7	
FLORIDA	12/31/20	*	27	2-11	.182	0-3	.000	0-0	.000	1	0	1	3.7	3	2	2	0	0	4	7.1	
at Alabama	01/04/21	*	28	4-6	.667	0-2	.000	0-0	.000	2	8	10	4.5	3	0	0	0	1	8	7.3	
at #10/8 Kentucky	01/10/21	*	25	1-2	.500	0-0	.000	0-0	.000	2	4	6	4.7	3	0	2	0	0	2	6.7	
at Vanderbilt	01/14/21	*	20	7-9	.778	3-4	.750	0-2	.000	1	2	3	4.5	0	1	0	0	0	17	7.7	
#15/16 ARKANSAS	01/18/21	*	35	7-11	.636	3-5	.600	5-6	.833	0	4	4	4.5	0	1	0	0	2	22	9.0	
#22/23 GEORGIA	01/21/21	*	22	3-7	.429	1-2	.500	2-2	1.000	2	5	7	4.7	2	1	3	1	2	9	9.0	
at LSU	01/24/21	*	34	4-9	.444	0-2	.000	2-6	.333	1	3	4	4.6	3	4	0	1	2	10	9.1	
at #21/19 Mississippi State	01/28/21	*	24	1-8	.125	0-2	.000	4-6	.667	1	4	5	4.6	2	0	1	0	1	6	8.9	
ALABAMA	01/31/21	*	21	4-5	.800	1-2	.500	2-2	1.000	2	4	6	4.7	3	0	2	2	1	11	9.0	
Totals			15	372	52-111	.468	12-31	.387	19-35	.543	23	48	71	4.7	30	19	17	7	14	135	9.0

Games played: 15
Minutes/game: 24.8
Points/game: 9.0
FG Pct: 46.8
3FG Pct: 38.7
FT Pct: 54.3

Rebounds/game: 4.7
Assists/game: 1.3
Turnovers/game: 1.1
Assist/turnover ratio: 1.1
Steals/game: 0.9
Blocks/game: 0.5



ALIYAH BOSTON

6-5 • So. • Forward • St. Thomas, U.S.V.I.

4

Career Stats at South Carolina

Season	gp-gs	min/avg	fg-fga	pct	3fg-fga	pct	ft-fa	pct	off	def	tot	avg	pf	fo	ast	to	blk	stl	pts	avg
2019-20	33-33	786/23.8	174-286	.608	2-12	.167	62-84	.738	117	193	310	9.4	68	1	34	37	86	42	412	12.5
2020-21	15-15	435/29.0	83-174	.477	7-26	.269	32-45	.711	60	112	172	11.5	38	0	24	23	47	19	205	13.7
TOTAL	48-48	1221/25.4	257-460	.559	9-38	.237	94-129	.729	177	305	482	10.0	106	1	58	60	133	61	617	12.9

Awards

2021 AP Preseason All-America
 2021 Watch Lists – Naismith Trophy, Wade Trophy,
 Wooden Award, Naismith Def. POY, Lisa Leslie Award
 2020 National Fr. of the Year (ESPN, USBWA, WBCA)
 2020 Lisa Leslie Center of the Year
 2020 All-America Second Team (AP, USBWA)
 2020 All-SEC First Team
 2020 SEC Defensive Player of the Year
 2020 SEC Freshman of the Year
 2020 Her Hoop Stats Fab 15 Freshmen
 SEC First-Year Academic Honor Roll (2019-20)

High School

Naismith, WBCA All-America Second Team (2019)
 McDonald's, SLAM All-America (2019)

USA Basketball

2019 FIBA U19 World Cup, gold medal
 2018 Youth Olympic Games 3x3, gold medal
 2018 FIBA U17 World Cup, gold medal
 2018 FIBA U17 World Cup, All-Star Five
 2017 FIBA U16 Americas Cup, gold medal
 2017 FIBA U16 Americas Cup, MVP

Career Notables

- Program's first National Freshman of the Year, winning that title unanimously in 2020
- Only player in program history with multiple triple-doubles; first Gamecock to post a triple-double in an SEC game and one vs. a ranked opponent
- As a freshman, averaged a double-double in SEC play (13.1 ppg/10.3 rpg) and against ranked opponents (13.0 ppg/10.9 rpg); sixth in nation in field goal percentage and 21st in blocked shots per game
- Ranked No. 3 recruit in Class of 2019 and a consensus All-American

Miscellaneous

	Season	Career	Record
Triple-Double	1	2	2-0
Double-Double	7	20	20-0
20+ Points	4	6	6-0
10+ Points	10	38	37-1
10+ Rebounds	11	27	27-0
5+ Assists	1	1	1-0
5+ Blocks	3	9	9-0
Tm-High Points	4	11	11-0
Tm-High Rebs.	11	36	36-0
Tm-High Assists	1	1	1-0

Career Highs

Pts	28 vs. Florida, 12/31/20
FG	11, 2x, last vs. Arkansas, 1/18/21
FGA	18 vs. Florida, 12/31/20
3FG	3 vs. Florida, 12/31/20
3FGA	5 vs. Florida, 12/31/20
FT	7 at Alabama, 1/5/20
FTA	9 at Alabama, 1/5/20
Reb	25 vs. Arkansas, 1/9/20
Off Reb	10 vs. Arkansas, 1/9/20
Blk	10, 2x, last vs. Georgia, 1/21/21*
Asst	6 vs. Alabama, 1/31/21
Stl	4, 2x, last vs. South Dakota, 11/28/20
Min	37 vs. UConn, 2/10/20

SEC Career Highs

Pts	28 vs. Florida, 12/31/20
FG	11, 2x, last vs. Arkansas, 1/18/21
FGA	18 vs. Florida, 12/31/20
3FG	3 vs. Florida, 12/31/20
3FGA	5 vs. Florida, 12/31/20
FT	7 at Alabama, 1/5/20
FTA	9 at Alabama, 1/5/20
Reb	25 vs. Arkansas, 1/9/20
Off Reb	10 vs. Arkansas, 1/9/20
Blk	10 vs. Georgia, 1/21/21*
Asst	6 vs. Alabama, 1/31/21
Stl	4 at Georgia, 1/26/20
Min	36, 2x, last at LSU, 1/24/21

* indicates school record

In the Record Books

Career

1st – Triple-Doubles (2)
 3rd – Double-Doubles vs. SEC (10)
 9th – Blocks (133)

Season

3rd – Blocked shots average (2.6 in 2019-20)
 1st – Offensive rebounds vs. SEC (56 in 2019-20)
 3rd – Double-doubles vs. SEC (7 in 2019-20)
 Best FG% by a freshman (.608 (174-286) in 2019-20)
 Most double-doubles by a freshman (13 in 2019-20)
 Most blocked shots by a freshman (86 in 2019-20)
 Best rebounding average by a freshman (9.4 in 2019-20)
 Most offensive rebs. by a freshman (117 in 2019-20)
 Most games started by a freshman (33 in 2019-20)

Game

1st – Blocked shots (10, 2x, last vs. Georgia, 1/21/21)
 2nd – Rebounds (25 vs. Arkansas, 1/9/20)
 3rd – Offensive rebounds (10 vs. Arkansas, 1/9/20)
 1st – Blocked shots vs. SEC (10 vs. Georgia, 1/21/21)
 1st – Offensive rebounds vs. SEC (10 vs. Arkansas, 1/9/20)
 2nd – Rebounds vs. SEC (25 vs. Arkansas, 1/9/20)
 Most rebounds by a freshman (25 vs. Arkansas, 1/9/20)
 Most blocks by a freshman (10 vs. Ala. State, 11/5/19)
 Most blocks by a sophomore (10 vs. Georgia, 1/21/21)
 Best FG% by a freshman (1.000 (6-6) vs. App. State, 11/17/19)
 Most offensive rebs. by a freshman (10 vs. Ark., 1/9/20)

Season Highlights

- Team captain
- Ranks 16th in the NCAA in rebounding average (11.5), second in the SEC ... ninth in NCAA with SEC-best 3.1 blocks per game and tied for 24th in NCAA in double-doubles (7) ... ranks second in the SEC in offensive rebounding (4.0) ... 23rd in the SEC in scoring ... one of four players in the SEC to average a double-double
- In conference play, tied for 14th in scoring (15.1), ranks second in rebounding (12.7), first in blocks (4.4) and offensive rebounds (4.3), eighth in field goal percentage (.486)
- Was calm in face of constant double-teams against Alabama (Jan. 31), handing out career-best six assists to go with her 13 rebounds – her ninth-straight game of double-digit rebounds ... contributed four points, two rebounds, two blocks and three assists during 18-5 run that opened second half to turn one-point deficit into 12-point advantage
- Notched her third straight double-double with 20 points and 14 rebounds at LSU (Jan. 24)... dominated the glass in the third quarter with six and scored seven points in the decisive fourth quarter
- Made history against #22/23 Georgia (Jan. 21), notching the program's first triple-double in SEC play with 16 points, 11 rebounds and 10 blocks, the second triple-double of her career
- Came out hot against #15/16 Arkansas (Jan. 18) with six points, six rebounds and three blocks in the game's opening five minutes ... added five points to a 9-0 run late in the third that established a double-digit lead
- Took over in the third quarter at #10/8 Kentucky (Jan. 10), scoring 10 of her 20 points in the period to ... with a double-double, her fourth of the season, and seven blocks, tying her SEC career high, and earn SEC co-Player of the Week
- Scored a career-best 28 points against Florida (Dec. 31), including a 19-point and 11-rebound first half where she became the 11th fastest Gamecock to score 500 points in her career ... scored eight points in the paint, eight on midrange jumpers, nine from 3-point range and three free throws
- Showed off her inside-out game early at #23/18 Iowa State (Dec. 6), scoring five of the team's first 10 points on a putback and a 3-pointer ... scored four of her then season-high 13 points off offensive rebounds

BOSTON GAME-BY-GAME

Opponent	Date	gs	min	Total		3-Pointers		Free throws		Rebounds				pf	a	t/o	blk	stl	pts	avg	
				fg-fga	pct	3fg-fga	pct	ft-fa	pct	off	def	tot	avg								
COL. OF CHARLESTON	11/25/20	*	22	5-7	.714	0-0	.000	1-2	.500	4	8	12	12.0	2	1	2	1	0	11	11.0	
vs South Dakota	11/28/20	*	28	5-14	.357	0-1	.000	2-4	.500	3	5	8	10.0	4	4	0	0	4	12	11.5	
vs #21/20 Gonzaga	11/29/20	*	25	3-5	.600	0-0	.000	4-6	.667	2	3	5	8.3	4	0	1	1	1	10	11.0	
#8/6 NC STATE	12/03/20	*	35	4-14	.286	1-3	.333	0-0	.000	3	6	9	8.5	2	0	3	1	0	9	10.5	
at #23/18 Iowa State	12/06/20	*	35	6-11	.545	1-3	.333	0-0	.000	5	10	15	9.8	3	3	2	1	1	13	11.0	
TEMPLE	12/17/20	*	22	6-12	.500	0-2	.000	2-2	1.000	4	5	9	9.7	1	1	0	3	1	14	11.5	
FLORIDA	12/31/20	*	36	11-18	.611	3-5	.600	3-4	.750	5	11	16	10.6	3	1	0	4	3	28	13.9	
at Alabama	01/04/21	*	35	2-10	.200	0-0	.000	1-2	.500	3	7	10	10.5	4	0	0	2	2	5	12.8	
at #10/8 Kentucky	01/10/21	*	25	8-14	.571	1-1	1.000	3-4	.750	5	7	12	10.7	3	1	2	7	3	20	13.6	
at Vanderbilt	01/14/21	*	19	4-8	.500	0-1	.000	1-1	1.000	4	6	10	10.6	0	2	2	4	2	9	13.1	
#15/16 ARKANSAS	01/18/21	*	32	11-17	.647	0-2	.000	4-5	.800	6	10	16	11.1	2	3	1	6	0	26	14.3	
#22/23 GEORGIA	01/21/21	*	31	5-12	.417	1-3	.333	5-6	.833	2	9	11	11.1	2	2	3	10	2	16	14.4	
at LSU	01/24/21	*	36	8-15	.533	0-2	.000	4-7	.571	6	8	14	11.3	3	0	1	1	0	20	14.8	
at #21/19 Mississippi State	01/28/21	*	22	3-7	.429	0-2	.000	0-0	.000	4	8	12	11.4	4	0	4	3	0	6	14.2	
ALABAMA	01/31/21	*	32	2-10	.200	0-1	.000	2-2	1.000	4	9	13	11.5	1	6	2	3	0	6	13.7	
Totals			15	435	83-174	.477	7-26	.269	32-45	.711	60	112	172	11.5	38	24	23	47	19	205	13.7

Games played: 15
 Minutes/game: 29.0
 Points/game: 13.7
 FG Pct: 47.7
 3FG Pct: 26.9
 FT Pct: 71.1

Rebounds/game: 11.5
 Assists/game: 1.6
 Turnovers/game: 1.5
 Assist/turnover ratio: 1.0
 Steals/game: 1.3
 Blocks/game: 3.1



ZIA COOKE

5-9 • So. • Guard • Toledo, Ohio

1

Career Stats at South Carolina

Season	gp-gs	min/avg	fg-fga	pct	3fg-fga	pct	ft-fa	pct	off	def	tot	avg	pf	fo	ast	to	blk	stl	pts	avg
2019-20	33-33	876/26.5	139-360	.386	40-112	.357	79-111	.712	31	64	95	2.9	52	0	61	58	7	36	397	12.0
2020-21	15-15	461/30.7	85-206	.413	22-52	.423	50-64	.781	6	35	41	2.7	20	0	33	36	1	15	242	16.1
TOTAL	48-48	1337/27.9	224-566	.396	62-164	.378	129-175	.737	37	99	136	2.8	72	0	94	94	8	51	639	13.3

Career Notables

- Dominant freshman season that landed her on the SEC All-Freshman Team and honorable mention status on the Her Hoop Stats Fab 15 Freshmen list
- Holds program single-game records for field goal attempts by a freshman (23), 3-point field goal percentage by a freshman (1.000 (4-4)) and free throw percentage by a freshman (1.000 (6-6))
- Ranked 24th in SEC in scoring as a freshman, 12th in league games (13.8 ppg)
- Led the team or tied for team lead in scoring in eight SEC games
- Ranked No. 4 recruit in Class of 2019 and was a consensus All-American

Season Highlights

- Ranks 11th in the SEC in scoring (16.1) and eighth in free throw percentage (.781)
- Accounted for 12 of Carolina's 24 points in a dominant third quarter against Alabama (Jan. 31) en route to a game-high 21 points, her second straight game leading the team in scoring
- Jump started a 14-0 run at #21/19 Mississippi State (Jan. 28), scoring the first eight of the 14 points on her way to a game-high 19 points in the win
- Kept her momentum going at LSU (Jan. 24) scoring 11 points, including four in the closing moments of the game to seal the win
- Found her flow early against #22/23 Georgia (Jan. 21), scoring six points in the first quarter and capped the first half with a buzzer beater on her way to a 16-point performance
- Shook off tough offensive night at #10/8 Kentucky (Jan. 10) to hit a pair of free throws to make it a two-possession game in the final 10 seconds
- Snapped the team's 3:23 scoreless streak late in the third quarter at Alabama (Jan. 4) with a pair of buckets on her way to an 18-point performance
- Took over in the third quarter of the SEC opener against Florida (Dec. 31), scoring the final 12 points of the period on her way to 26 points, a new SEC career high
- Tied her career best with five made 3-pointers against Temple (Dec. 17) in a lethally efficient performance, going 8-of-11 from the field and 5-of-7 from beyond the arc for a game-high 23 points
- Had her outside game working at #23/18 Iowa State (Dec. 6), capping the first quarter with the first of her four 3-pointers, which also included two to open the third quarter on back-to-back possessions
- Poured in 16 points while dishing out four assists and snagging four rebounds against #21/20 Gonzaga (Nov. 29)
- Scored a game-high 19 points and played a career-high 36 minutes against South Dakota (Nov. 28) where she also pulled down five rebounds.
- Opened the year with an 18-point performance against Charleston (Nov. 25)

Awards

- 2021 Watch Lists – Naismith Trophy, Wade Trophy, Wooden Award
- 2021 Ann Meyers Drysdale Award Top 10
- 2020 Her Hoop Stats Fab 15 Freshmen (hon. mention)
- 2020 SEC All-Freshman Team
- SEC First-Year Academic Honor Roll (2019-20)

High School

- Naismith HS Player of the Year Finalist (2019)
- Naismith HS All-America First Team (2019)
- WBCA HS All-America First Team (2019)
- McDonald's HS All-America (2019)
- SLAM HS All-America (2019)
- USA Today All-USA Third Team (2019)

USA Basketball

- 2018 FIBA U17 World Cup, gold medal
- 2017 FIBA U16 Americas Cup, gold medal

Miscellaneous

	Season	Career	Record
20+ Points	3	8	8-0
10+ Points	11	35	34-1
Tm-High Points	6	17	16-1
Tm-High Assists	2	4	4-0

Career Highs

Pts	27 at Dayton, 11/13/19
FG	10 vs. Florida, 12/31/20
FGA	23 vs. Arkansas, 1/9/20
3FG	5, 2x, last vs. Temple, 12/17/20
3FGA	9 vs. Arkansas, 1/9/20
FT	7 vs LSU, 2/20/20
FTA	9, 2x, last vs South Dakota, 11/28/20
Reb	7 at Dayton, 11/13/19
Blk	1, 8x, last vs. Florida, 12/31/20
Stl	4 vs. USC Upstate, 11/21/19
Asst	5, 2x, last vs. Florida, 12/31/20
Min	37, 2x, last at LSU, 1/24/21

SEC Career Highs

Pts	26 vs. Florida, 12/31/20
FG	10 vs. Florida, 12/31/20
FGA	23 vs. Arkansas, 1/9/20
3FG	4, 3x, last vs. Auburn, 2/13/20
3FGA	9 vs. Arkansas, 1/9/20
FT	7 vs LSU, 2/20/20
FTA	9 vs LSU, 2/20/20
Reb	6, 2x, last at Arkansas, 2/6/20
Blk	1, 4x, vs. Florida, 12/31/20
Stl	3 at Alabama, 1/5/20
Asst	5 vs. Florida, 12/31/20
Min	37, 2x, last at LSU, 1/24/21

GAME-BY-GAME

Opponent	Date	gs	min	Total		3-Pointers		Free throws		Rebounds				pf	a	t/o	blk	stl	pts	avg	
				fg-fga	pct	3fg-fga	pct	ft-fa	pct	off	def	tot	avg								
COL. OF CHARLESTON	11/25/20	*	20	6-11	.545	2-3	.667	4-5	.800	1	0	1	1.0	0	3	3	0	3	18	18.0	
vs South Dakota	11/28/20	*	36	5-16	.313	3-7	.429	6-9	.667	0	5	5	3.0	2	1	3	0	0	19	18.5	
vs #21/20 Gonzaga	11/29/20	*	35	6-17	.353	1-1	1.000	3-3	1.000	1	3	4	3.3	0	4	3	0	0	16	17.7	
#8/6 NC STATE	12/03/20	*	35	4-18	.222	1-5	.200	2-2	1.000	0	5	5	3.8	1	1	1	0	1	11	16.0	
at #23/18 Iowa State	12/06/20	*	29	6-12	.500	4-6	.667	3-3	1.000	0	1	1	3.2	3	4	2	0	0	19	16.6	
TEMPLE	12/17/20	*	28	8-11	.727	5-7	.714	2-4	.500	1	2	3	3.2	0	4	2	0	0	23	17.7	
FLORIDA	12/31/20	*	37	10-22	.455	0-3	.000	6-6	1.000	1	2	3	3.1	2	5	1	1	2	26	18.9	
at Alabama	01/04/21	*	33	8-17	.471	2-3	.667	0-0	.000	1	2	3	3.1	2	2	4	0	1	18	18.8	
at #10/8 Kentucky	01/10/21	*	36	2-12	.167	0-1	.000	3-6	.500	0	3	3	3.1	0	1	2	0	0	7	17.4	
at Vanderbilt	01/14/21	*	23	3-7	.429	0-1	.000	3-4	.750	0	2	2	3.0	1	2	2	0	1	9	16.6	
#15/16 ARKANSAS	01/18/21	*	22	3-7	.429	1-3	.333	2-2	1.000	0	3	3	3.0	4	3	4	0	0	9	15.9	
#22/23 GEORGIA	01/21/21	*	29	7-16	.438	0-3	.000	2-2	1.000	0	2	2	2.9	1	0	2	0	2	16	15.9	
at LSU	01/24/21	*	37	4-10	.400	0-3	.000	3-6	.500	0	1	1	2.8	2	0	4	0	2	11	15.5	
at #21/19 Mississippi State	01/28/21	*	36	6-16	.375	1-3	.333	6-6	1.000	0	3	3	2.8	0	3	2	0	2	19	15.8	
ALABAMA	01/31/21	*	25	7-14	.500	2-3	.667	5-6	.833	1	1	2	2.7	2	0	1	0	1	21	16.1	
Totals			15	461	85-206	.413	22-52	.423	50-64	.781	6	35	41	2.7	20	33	36	1	15	242	16.1

Games played: 15
 Minutes/game: 30.7
 Points/game: 16.1
 FG Pct: 41.3
 3FG Pct: 42.3
 FT Pct: 78.1

Rebounds/game: 2.7
 Assists/game: 2.2
 Turnovers/game: 2.4
 Assist/turnover ratio: 0.9
 Steals/game: 1.0
 Blocks/game: 0.1



LELE GRISSETT

6-2 • Sr. • Guard • Durham, N.C.

24

Career Stats at South Carolina

Season	gp-gs	min/avg	fg-fga	pct	3fg-fga	pct	ft-fa	pct	off	def	tot	avg	pf	fo	ast	to	blk	stl	pts	avg
2017-18	36-3	477/13.3	56-119	.471	0-0	.000	39-70	.557	56	77	133	3.7	84	0	18	53	7	24	151	4.2
2018-19	31-2	368/11.9	41-73	.562	0-0	.000	24-44	.545	59	64	123	4.0	61	2	9	33	17	11	106	3.4
2019-20	33-0	560/17.0	82-131	.626	0-2	.000	46-63	.730	69	57	126	3.8	47	0	40	34	23	30	210	6.4
2020-21	14-0	258/18.4	39-70	.557	0-1	.000	20-41	.488	38	30	68	4.9	29	1	15	22	8	6	98	7.0
TOTAL	114-5	1663/14.6	218-393	.555	0-3	.000	129-218	.592	222	228	450	3.9	221	3	82	142	55	71	565	5.0

Career Notables

- Has played in all but two games of her career, bringing energy off the bench, especially in defensive pressure
- Reshaped her body before junior season to focus on playing guard instead of forward
- Posted her first career double-double in the 2018-19 regular-season meeting with then-#4/5 Baylor (Dec. 2)
- Started at Vanderbilt (Jan. 18, 2018) and turned in a career night, shooting 11-of-12 from the field for 22 points – the first Gamecock freshman 20-point outing in SEC play in three years (20 by A'ja Wilson vs. Vanderbilt, 2/15/15)

Season Highlights

- More comfortable at the guard position after a year of experience under her belt; can play multiple positions and could get some time at point guard this season
- Ranks eighth in the SEC in offensive rebounds per game (2.7), tied for seventh in league play (2.8)
- Came up big against #21/19 Mississippi State (Jan. 28), scoring back-to-back buckets to finish a 14-0 first-half run that put the Gamecocks in control of the game ... finished with 11 points, five coming from the free throw line, tying her career high
- Made a huge impact in the fourth quarter at LSU (Jan. 24) with her trademark pressure defense and beating the defense down the court for eight fast-break points and handing out her SEC career-best three assists in the period
- Strong on the offensive glass against #15/16 Arkansas, pulling down four of her four of her five offensive boards in the second quarter to help keep the Gamecocks close in the period
- Anchored the team's rebounding efforts at Vanderbilt (Jan. 14), pulling down a game and career-high 12 boards, including seven on the offensive end, also a career high for the senior
- Provided a spark off the bench in the second half against South Dakota (Nov. 28), scoring six straight points as part of a 14-2 run that closed the third quarter and put the game out of reach
- Opened the season with a double-double against Charleston (Nov. 25), scoring 13 points and pulling down 10 rebounds, tying her career high on the glass

Awards

SEC Winter Academic Honor Roll (2019-20)

Miscellaneous

	Season	Career	Record
Double-Double	1	2	1-1
20+ Points	0	1	1-0
10+ Points	2	15	13-2
10+ Rebounds	1	2	1-1
Tm-High Points	0	3	3-0
Tm-High Rebs.	1	10	7-3
Team-High Asssts.	0	1	1-0

Career Highs

Pts	22 at Vanderbilt, 1/18/18
FG	11 at Vanderbilt, 1/18/18
FGA	12 at Vanderbilt, 1/18/18
FT	5, 3x, last at Mississippi State, 1/28/21
FTA	8 vs. College of Charleston, 12/5/17
Reb	12 at Vanderbilt, 1/14/21
Off Reb	7 at Vanderbilt, 1/14/21
Blk	3, 3x, last vs. Vanderbilt, 2/17/20
Stl	4, 2x, last vs. Georgia, 3/6/20
Asst	4, 2x, last vs. Arkansas, 3/7/20
Min	29 vs. Tennessee, 1/14/18

SEC Career Highs

Pts	22 at Vanderbilt, 1/18/18
FG	11 at Vanderbilt, 1/18/18
FGA	12 at Vanderbilt, 1/18/18
FT	5, 2x, last at Mississippi State, 1/28/21
FTA	6 at Missouri, 1/16/20
Reb	12 at Vanderbilt, 1/14/21
Off Reb	7 at Vanderbilt, 1/14/21
Blk	3, 2x, last vs. Vanderbilt, 2/17/20
Stl	3, 2x, last at Florida, 2/27/20
Asst	3 at LSU, 1/24/21
Min	29 vs. Tennessee, 1/14/18

GAME-BY-GAME

Opponent	Date	gs	min	Total		3-Pointers		Free throws		Rebounds				pf	a	t/o	blk	stl	pts	avg
				fg-fga	pct	3fg-fga	pct	ft-fa	pct	off	def	tot	avg							
COL. OF CHARLESTON	11/25/20	16	5-6	.833	0-0	.000	3-4	.750	5	5	10	10.0	2	3	1	2	1	13	13.0	
vs South Dakota	11/28/20	14	3-3	1.000	0-0	.000	2-3	.667	3	2	5	7.5	2	1	0	0	1	8	10.5	
vs #21/20 Gonzaga	11/29/20	19	1-4	.250	0-0	.000	0-4	.000	1	1	2	5.7	3	1	0	1	2	2	7.7	
#8/6 NC STATE	12/03/20	21	4-4	1.000	0-0	.000	0-4	.000	1	2	3	5.0	5	0	1	0	0	8	7.8	
TEMPLE	12/17/20	21	3-4	.750	0-0	.000	1-2	.500	3	4	7	5.4	0	3	1	0	0	7	7.6	
FLORIDA	12/31/20	12	2-4	.500	0-0	.000	0-0	.000	1	1	2	4.8	1	0	1	0	0	4	7.0	
at Alabama	01/04/21	25	3-5	.600	0-1	.000	2-7	.286	3	1	4	4.7	2	2	2	1	0	8	7.1	
at #10/8 Kentucky	01/10/21	19	2-3	.667	0-0	.000	0-0	.000	2	1	3	4.5	2	0	3	2	0	4	6.8	
at Vanderbilt	01/14/21	17	3-8	.375	0-0	.000	1-1	1.000	7	5	12	5.3	4	0	3	1	0	7	6.8	
#15/16 ARKANSAS	01/18/21	18	2-6	.333	0-0	.000	3-4	.750	5	3	8	5.6	2	0	3	0	0	7	6.8	
#22/23 GEORGIA	01/21/21	18	2-6	.333	0-0	.000	1-4	.250	0	0	0	5.1	1	1	3	0	0	5	6.6	
at LSU	01/24/21	18	4-6	.667	0-0	.000	0-0	.000	3	0	3	4.9	1	3	2	0	0	8	6.8	
at #21/19 Mississippi State	01/28/21	24	3-6	.500	0-0	.000	5-6	.833	3	2	5	4.9	1	1	0	0	1	11	7.1	
ALABAMA	01/31/21	16	2-5	.400	0-0	.000	2-2	1.000	1	3	4	4.9	3	0	2	1	1	6	7.0	
Totals		0	258	39-70	.557	0-1	.000	20-41	.488	38	30	68	4.9	29	15	22	8	6	98	7.0

Games played: 14
 Minutes/game: 18.4
 Points/game: 7.0
 FG Pct: 55.7
 3FG Pct: 0.0
 FT Pct: 48.8

Rebounds/game: 4.9
 Assists/game: 1.1
 Turnovers/game: 1.6
 Assist/turnover ratio: 0.7
 Steals/game: 0.4
 Blocks/game: 0.6



DESTANNI HENDERSON

5-7 • Jr. • Guard • Fort Myers, Fla.

3

Career Stats at South Carolina

Season	gp-gs	min/avg	fg-fga	pct	3fg-fga	pct	ft-fa	pct	off	def	tot	avg	pf	fo	ast	to	blk	stl	pts	avg
2018-19	31-9	485/15.6	58-157	.369	29-78	.372	24-34	.706	14	35	49	1.6	30	0	40	40	2	16	169	5.5
2019-20	33-0	774/23.5	104-250	.416	32-99	.323	41-63	.651	20	75	95	2.9	28	0	93	63	2	41	281	8.5
2020-21	15-15	488/32.5	66-150	.440	16-40	.400	35-43	.814	15	68	83	5.5	16	0	86	37	2	18	183	12.2
TOTAL	79-24	1747/22.1	228-557	.409	77-217	.355	100-140	.714	49	178	227	2.9	74	0	219	140	6	75	633	8.0

Career Notables

- Has been a spark of energy off the bench through her first two seasons, playing both guard positions
- Announced her readiness for an expanded role this season with a 2020 SEC Tournament performance that earned All-Tournament status (13.0 ppg, 4.7 apg)
- Rated No. 1 point guard and No. 9 overall recruit in Class of 2018; 2018 McDonald's All-America
- Helped high school team to three state championships while amassing 1,649 career points

Season Highlights

- Leads the SEC and ranks 20th in the nation in assists (5.7) ... sixth in the SEC in assist-to-turnover ratio (2.3)
- In conference play, ranks first in assists (6.2), tied for fourth in assist-to-turnover ratio (2.0)
- Came out hot against Alabama (Jan. 31), scoring eight of her 14 points and dishing out four of her game-high seven assists in the first quarter... locked in from deep going 3-of-3 from beyond the arc
- Lit the fuse on the rally at LSU (Jan. 21) with seven points in the third and seven more in the fourth, including five straight to give the Gamecocks a lead they would not relinquish
- Notched the first double-double of her career with a 14-point 10-assist performance against #15/16 Arkansas (Jan. 18), dropping four dimes in the third quarter as the Gamecocks pulled away
- Great game management early at Vanderbilt (Jan. 14) with five points and four assists in the first quarter en route to third-straight double-digit scoring game and career-high tying nine assists
- Led the team in scoring for the second game in a row at #10/8 Kentucky (Jan. 10), pouring in a new SEC career-high 22 points, including eight straight in the fourth quarter to stretch a three-point lead to a nine-point advantage
- Took over in the second quarter at Alabama (Jan. 4), scoring the team's final six points of the half and hit a big 3 in the third quarter after Tide closed to within nine ... finished with a new career high in conference play with 20 points along with eight rebounds and five assists
- Scored a career-high 23 points against #21/20 Gonzaga (Nov. 29), all in the second half, answering the bell every time the Zags tied or took a lead in the fourth quarter and hit four the team's six free throw attempts in the final minute to seal the victory and lock up Women's Bad Boy Mowers Crossover Classic MVP honors for herself
- Scored 10 of her 19 points in the third quarter against South Dakota (Nov. 28), tying the game high in both points and rebounds with nine

Awards

2020 SEC All-Tournament Team
 2019 SEC All-Freshman Team
 2x SEC Winter Academic Honor Roll (2018-19, 2019-20)

High School

McDonald's All-America (2018)

USA Basketball

2016 FIBA U17 World Cup, bronze medal
 2015 U16 National Team Trials

Miscellaneous

	Season	Career	Record
Double-Double	1	1	1-0
20+ Points	3	4	4-0
10+ Points	8	26	25-1
5+ Assists	9	16	15-1
5+ Steals	0	1	1-0
Tm-High Points	3	8	7-1
Tm-High Rebs.	1	2	2-0
Tm-High Assts.	10	18	17-1

Career Highs

Pts	23 vs. Gonzaga, 11/29/20
FG	8, 3x, last at Kentucky, 1/10/21
FGA	17 at Kentucky, 1/10/21
3FG	5 vs. USC Upstate, 11/21/19
3FGA	9 vs. Arkansas, 3/7/20
FT	10 vs. Gonzaga, 11/29/20
FTA	13 vs. Gonzaga, 11/29/20
Reb	9 vs. South Dakota, 11/28/20
Stl	5 at Temple, 12/7/19
Asst	10 vs. Arkansas, 1/18/21
Min	38, 3x, last at Kentucky, 1/10/21

SEC Career Highs

Pts	22 at Kentucky, 1/10/21
FG	8 at Kentucky, 1/10/21
FGA	17 at Kentucky, 1/10/21
3FG	4 vs. Kentucky, 2/21/19
3FGA	7 at LSU, 1/24/21
FT	6, 2x, last at Kentucky, 1/10/21
FTA	7, 2x, last at Kentucky, 1/10/21
Reb	8, 2x, last at Kentucky, 1/10/21
Stl	3, 4x, last vs. Alabama, 1/31/21
Asst	10 vs. Arkansas, 1/18/21
Min	38, 2x, last at Kentucky, 1/10/21

GAME-BY-GAME

Opponent	Date	gs	min	Total		3-Pointers		Free throws		Rebounds							pts	avg			
				fg-fga	pct	3fg-fga	pct	ft-fa	pct	off	def	tot	avg	pf	a	t/o			blk	stl	
COL. OF CHARLESTON	11/25/20	*	21	4-7	.571	0-1	.000	3-4	.750	1	5	6	6.0	2	5	2	1	4	11	11.0	
vs South Dakota	11/28/20	*	29	8-13	.615	1-3	.333	2-3	.667	0	9	9	7.5	1	3	2	0	0	19	15.0	
vs #21/20 Gonzaga	11/29/20	*	33	6-11	.545	1-3	.333	10-13	.769	1	2	3	6.0	2	2	2	0	0	23	17.7	
#8/6 NC STATE	12/03/20	*	35	1-13	.077	0-2	.000	0-0	.000	3	4	7	6.3	1	6	1	1	0	2	13.8	
at #23/18 Iowa State	12/06/20	*	38	4-7	.571	3-4	.750	1-2	.500	0	4	4	5.8	1	7	2	0	0	12	13.4	
TEMPLE	12/17/20	*	25	3-5	.600	2-3	.667	0-0	.000	0	3	3	5.3	0	7	0	0	1	8	12.5	
FLORIDA	12/31/20	*	38	1-7	.143	0-2	.000	0-0	.000	2	5	7	5.6	1	9	4	0	3	2	11.0	
at Alabama	01/04/21	*	34	7-16	.438	1-2	.500	5-6	.833	2	6	8	5.9	0	5	1	0	1	20	12.1	
at #10/8 Kentucky	01/10/21	*	38	8-17	.471	0-0	.000	6-7	.857	2	6	8	6.1	0	3	6	0	0	22	13.2	
at Vanderbilt	01/14/21	*	26	4-8	.500	1-3	.333	3-3	1.000	0	7	7	6.2	1	9	1	0	0	12	13.1	
#15/16 ARKANSAS	01/18/21	*	36	6-13	.462	2-2	1.000	0-0	.000	1	1	2	5.8	2	10	2	0	1	14	13.2	
#22/23 GEORGIA	01/21/21	*	30	1-6	.167	0-1	.000	0-0	.000	1	3	4	5.7	1	3	3	0	2	2	12.3	
at LSU	01/24/21	*	35	5-11	.455	2-7	.286	4-4	1.000	0	5	5	5.6	2	8	6	0	2	16	12.5	
at #21/19 Mississippi State	01/28/21	*	35	3-8	.375	0-4	.000	0-0	.000	1	3	4	5.5	0	2	2	0	1	6	12.1	
ALABAMA	01/31/21	*	35	5-8	.625	3-3	1.000	1-1	1.000	1	5	6	5.5	2	7	3	0	3	14	12.2	
Totals			15	488	66-150	.440	16-40	4.00	35-43	.814	15	68	83	5.5	16	86	37	2	18	183	12.2

Games played: 15
 Minutes/game: 32.5
 Points/game: 12.2
 FG Pct: 44.0
 3FG Pct: 40.0
 FT Pct: 81.4

Rebounds/game: 5.5
 Assists/game: 5.7
 Turnovers/game: 2.5
 Assist/turnover ratio: 2.3
 Steals/game: 1.2
 Blocks/game: 0.1



DESTINY LITTLETON

5-9 • Jr. • Guard • San Diego, Calif.

11

Career Stats at South Carolina

Season	gp-gs	min/avg	fg-fga	pct	3fg-fga	pct	ft-fta	pct	off	def	tot	avg	pf	fo	ast	to	blk	stl	pts	avg
2020-21	13-0	164/12.6	12-34	.353	5-17	.294	16-20	.800	4	35	39	3.0	7	0	14	6	0	7	45	3.5
TOTAL	13-0	164/12.6	12-34	.353	5-17	.294	16-20	.800	4	35	39	3.0	7	0	14	6	0	7	45	3.5

Career Notables

- Sat out last season due to NCAA transfer rules, taking advantage of that time to have a procedure done to alleviate chronic issues in both ankles
- Spent two seasons at Texas, helping Longhorns to a pair of NCAA Tournament appearances, including a spot in the 2018 Sweet 16
- Played in all 33 games her redshirt-freshman season (2018-19), starting 12 and playing the third-most minutes on the team
- Ranked No. 33 overall in the Class of 2017
- Named McDonald's All-American (2017) and earned California Ms. Basketball honors

Season Highlights

- Has played in 13 games ... was unavailable vs. Florida (Dec. 31) and at Alabama (Jan. 4) ... made her SEC debut at #10/8 Kentucky (Jan. 10)
- Played a SEC career-best 23 minutes against Alabama (Jan. 31), including 11 crucial first-half minutes during which she added four of her SEC-high tying eight points
- Solid play against #15/16 Arkansas (Jan. 21), hitting a 3 late in the second quarter to help Gamecocks keep the lead going into halftime and grabbing four of her five rebounds in the fourth quarter to help keep the Razorbacks at bay
- Saw her first extended minutes in SEC play at Vanderbilt (Jan. 14) where she poured in eight points off the bench, including a pair of 3s
- Was strong on the glass at #23/18 Iowa State (Dec. 6), grabbing six of her seven boards in the second quarter to help the Gamecocks out-rebound the Cyclones 17-6 in that period alone
- Made her Carolina debut against Charleston (Nov. 25), scoring seven points and pulling down eight rebounds

Awards

SEC First-Year Academic Honor Roll (2019-20)

High School

McDonald's All-America (2017)

USA Basketball

2017 FIBA U18 3x3 World Cup, gold medal

2015 FIBA U16 Americas Cup, bronze medal

Miscellaneous

	Season	Career	Record
20+ Points	0	1*	1-0
10+ Points	0	12*	9-3
5+ Assists	0	1*	1-0
Tm-High Points	0	3*	2-1
Tm-High Rebs.	0	3*	1-2
Tm-High Assts.	0	2*	2-0

* indicates includes games prior to transfer to South Carolina

Career Highs

Pts	22 vs. Northwestern State, 12/29/18*
FG	7 vs. UTSA, 11/28/18*
FGA	15 vs. UTSA, 11/28/18*
3FG	4 at West Virginia, 1/6/19*
3FGA	7 vs. UTSA, 11/28/18*
FT	11 vs. Northwestern State, 12/29/18*
FTA	11 vs. Northwestern State, 12/29/18*
Reb	8, 2x, last vs. College of Charleston, 11/25/20*
Stl	3, 2x, last at Oklahoma State, 2/12/19*
Asst	7 vs. Northwestern State, 12/29/18*
Min	34, 2x, last vs. Kansas State, 2/17/19*

* indicates at least one time prior to transfer to South Carolina

GAME-BY-GAME

Opponent	Date	gs	min	Total		3-Pointers		Free throws		Rebounds				pf	a	t/o	blk	stl	pts	avg
				fg-fga	pct	3fg-fga	pct	ft-fta	pct	off	def	tot	avg							
COL. OF CHARLESTON	11/25/20	19	1-6	.167	0-3	.000	5-6	.833	0	8	8	8.0	2	0	2	0	1	7	7.0	
vs South Dakota	11/28/20	6	0-1	.000	0-1	.000	0-0	.000	0	0	0	4.0	1	0	0	0	0	0	3.5	
vs #21/20 Gonzaga	11/29/20	10	0-1	.000	0-1	.000	1-2	.500	0	1	1	3.0	1	1	0	0	0	1	2.7	
#8/6 NC STATE	12/03/20	6	0-0	.000	0-0	.000	0-0	.000	1	1	2	2.8	0	0	0	0	0	0	2.0	
at #23/18 Iowa State	12/06/20	16	2-5	.400	1-3	.333	0-0	.000	1	6	7	3.6	0	3	0	0	0	5	2.6	
TEMPLE	12/17/20	18	2-5	.400	0-1	.000	2-2	1.000	0	4	4	3.7	0	2	0	0	2	6	3.2	
at #10/8 Kentucky	01/10/21	1	0-0	.000	0-0	.000	0-0	.000	0	0	0	3.1	1	0	0	0	0	0	2.7	
at Vanderbilt	01/14/21	17	2-5	.400	2-3	.667	2-2	1.000	0	3	3	3.1	1	2	1	0	1	8	3.4	
#15/16 ARKANSAS	01/18/21	17	2-4	.500	2-3	.667	1-2	.500	1	4	5	3.3	1	1	0	0	0	7	3.8	
#22/23 GEORGIA	01/21/21	16	0-2	.000	0-0	.000	1-2	.500	1	4	5	3.5	0	1	1	0	1	1	3.5	
at LSU	01/24/21	7	0-1	.000	0-1	.000	0-0	.000	0	1	1	3.3	0	0	1	0	0	0	3.2	
at #21/19 Mississippi State	01/28/21	8	1-1	1.000	0-0	.000	0-0	.000	0	0	0	3.0	0	2	1	0	2	2	3.1	
ALABAMA	01/31/21	23	2-3	.667	0-1	.000	4-4	1.000	0	3	3	3.0	0	2	0	0	0	8	3.5	
Totals		0	164	12-34	.353	5-17	.294	16-20	.800	4	35	39	3.0	7	14	6	0	7	45	3.5

Games played: 13
 Minutes/game: 12.6
 Points/game: 3.5
 FG Pct: 35.3
 3FG Pct: 29.4
 FT Pct: 80.0

Rebounds/game: 3.0
 Assists/game: 1.1
 Turnovers/game: 0.5
 Assist/turnover ratio: 2.3
 Steals/game: 0.5

SEC Career Highs

Pts	8, 2x, last vs. Alabama, 1/31/21
FG	2, 3x, last vs. Alabama, 1/31/21
FGA	5 at Vanderbilt, 1/14/21
3FG	2, 2x, last vs. Arkansas, 1/18/21
3FGA	3, 2x, last vs. Arkansas, 1/18/21
FT	4 vs. Alabama, 1/31/21
FTA	4 vs. Alabama, 1/31/21
Reb	5, 2x, last vs. Georgia, 1/21/21
Stl	2 at Mississippi State, 1/28/21
Asst	2, 3x, last vs. Alabama, 1/31/21
Min	23 vs. Alabama, 1/31/21



ENIYA RUSSELL

6-1 • Fr. • Guard • Baltimore, Md.

2

Career Stats at South Carolina

Season	gp-gs	min/avg	fg-fga	pct	3fg-fga	pct	ft-fa	pct	off	def	tot	avg	pf	fo	ast	to	blk	stl	pts	avg
2020-21	14-0	111/7.9	19-45	.422	3-12	.250	12-21	.571	2	16	18	1.3	15	0	7	9	1	6	53	3.8
TOTAL	14-0	111/7.9	19-45	.422	3-12	.250	12-21	.571	2	16	18	1.3	15	0	7	9	1	6	53	3.8

High School Notables

- Ranked No. 43 overall in Class of 2020 by ESPN
- First-Team All-Metro from *Washington Post* (2020) and *Baltimore Sun* (2019)
- Scored 14.9 points per game as a senior

Season Highlights

- Has played in 14 games this season
- Scored her first SEC points with a 3 late in the first half at #10/8 Kentucky (Jan. 10)
- Hit a groove in the second quarter against Temple (Dec. 17), scoring five of her 11 points in the period
- Found good offensive rhythm in midrange game at #23/18 Iowa State (Dec. 6) with seven of her eight points coming in just five minutes of play in the second quarter
- Cracked double figures in her Carolina debut, scoring 14 points and snagging four rebounds against Charleston (Nov. 25)

Awards

McDonald's All-America (2019-20)

Miscellaneous

	Season	Career	Record
10+ Points	2	2	2-0

Career Highs

Pts	14 vs. College of Charleston, 11/25/20
FG	4, 2x, last vs. Temple, 12/17/20
FGA	8, 2x, last at Vanderbilt, 1/14/21
3FG	1, 2x, last at Kentucky, 1/10/21
3FGA	3 at Iowa State, 12/6/20
FT	5 vs. College of Charleston, 11/25/20
FTA	8 vs. College of Charleston, 11/25/20
Reb	4 vs. College of Charleston, 11/25/20
Blk	1 at Iowa State, 12/6/20
Stl	2, 2x, last at Vanderbilt, 1/14/21
Asst	2 vs. College of Charleston, 11/25/20
Min	20 vs. College of Charleston, 11/25/20

SEC Career Highs

Pts	6 at Vanderbilt, 1/14/21
FG	3 at Vanderbilt, 1/14/21
FGA	8 at Vanderbilt, 1/14/21
3FG	1 at Kentucky, 1/10/21
3FGA	2 at Vanderbilt, 1/14/21
FT	2 vs. Alabama, 1/31/21
FTA	2, 3x, last vs. Alabama, 1/31/21
Reb	3, 2x, last vs. Alabama, 1/31/21
Stl	2 at Vanderbilt, 1/14/21
Asst	1, 3x, last at LSU, 1/24/21
Min	19 at Vanderbilt, 1/14/21

GAME-BY-GAME

Opponent	Date	gs	min	Total		3-Pointers		Free throws		Rebounds				pf	a	t/o	blk	stl	pts	avg
				fg-fga	pct	3fg-fga	pct	ft-fa	pct	off	def	tot	avg							
COL. OF CHARLESTON	11/25/20	20	4-7	.571	1-2	.500	5-8	.625	0	4	4	4.0	3	2	1	0	0	14	14.0	
vs South Dakota	11/28/20	12	1-3	.333	0-0	.000	0-0	.000	0	0	0	2.0	1	1	0	0	0	2	8.0	
#8/6 NC STATE	12/03/20	5	0-2	.000	0-0	.000	0-0	.000	0	0	0	1.3	0	0	1	0	0	0	5.3	
at #23/18 Iowa State	12/06/20	11	3-5	.600	1-3	.333	1-2	.500	0	1	1	1.3	2	0	3	1	0	8	6.0	
TEMPLE	12/17/20	14	4-8	.500	0-2	.000	3-5	.600	1	2	3	1.6	1	1	0	0	2	11	7.0	
FLORIDA	12/31/20	1	0-1	.000	0-1	.000	0-0	.000	0	1	1	1.5	0	0	0	0	0	0	5.8	
at Alabama	01/04/21	2	0-2	.000	0-0	.000	0-0	.000	0	0	0	1.3	1	0	0	0	0	0	5.0	
at #10/8 Kentucky	01/10/21	5	1-2	.500	1-1	1.000	0-0	.000	0	1	1	1.3	2	0	0	0	0	3	4.8	
at Vanderbilt	01/14/21	20	3-8	.375	0-2	.000	0-2	.000	0	3	3	1.4	1	1	1	0	2	6	4.9	
#15/16 ARKANSAS	01/18/21	4	1-1	1.000	0-0	.000	1-2	.500	0	1	1	1.4	1	1	1	0	0	3	4.7	
#22/23 GEORGIA	01/21/21	10	0-3	.000	0-1	.000	0-0	.000	0	0	0	1.3	2	0	1	0	0	0	4.3	
at LSU	01/24/21	1	0-0	.000	0-0	.000	0-0	.000	0	0	0	1.2	0	1	0	0	1	0	3.9	
at #21/19 Mississippi State	01/28/21	2	1-2	.500	0-0	.000	0-0	.000	1	0	1	1.2	0	0	0	0	0	2	3.8	
ALABAMA	01/31/21	4	1-1	1.000	0-0	.000	2-2	1.000	0	3	3	1.3	1	0	1	0	1	4	3.8	
Totals		0	111	19-45	.422	3-12	.250	12-21	.571	2	16	18	1.3	15	7	9	1	6	53	3.8

Games played: 14
 Minutes/game: 7.9
 Points/game: 3.8
 FG Pct: 42.2
 3FG Pct: 25.0
 FT Pct: 57.1

Rebounds/game: 1.3
 Assists/game: 0.5
 Turnovers/game: 0.6
 Assist/turnover ratio: 0.8
 Steals/game: 0.4
 Blocks/game: 0.1



VICTARIA SAXTON

6-2 • Jr. • Forward • Rome, Ga.

5

Career Stats at South Carolina

Season	gp-gs	min/avg	fg-fga	pct	3fg-fga	pct	ft-fa	pct	off	def	tot	avg	pf	fo	ast	to	blk	stl	pts	avg
2018-19	28-1	291/10.4	40-70	.571	0-0	.000	36-62	.581	51	32	83	3.0	41	0	5	19	35	14	116	4.1
2019-20	33-0	512/15.5	69-121	.570	0-0	.000	39-68	.574	52	76	128	3.9	60	0	10	28	43	29	177	5.4
2020-21	15-14	333/22.2	65-105	.619	0-0	.000	24-45	.533	42	52	94	6.3	32	0	7	19	27	16	154	10.3
TOTAL	76-15	1136/14.9	174-296	.588	0-0	.000	99-175	.566	145	160	305	4.0	133	0	22	66	105	59	447	5.9

Career Notables

- Steady contributor off the bench through her first two seasons
- Picked up first career double-double at Mizzou (1/16/20)
- Ranked No. 47 overall and No. 6 forward in the 2018 class
- Averaged 24.3 points and 14.9 rebounds as a senior, leading team to Georgia Class AA Final Four
- Finished high school career as Model's all-time leading scorer (2,622) and averaged a double-double throughout her career

Season Highlights

- Team captain for the second-straight season
- Ranks fourth in the SEC in blocks per game (1.8) and seventh in offensive rebounds per game (2.8)
- In conference play, ranks fifth in blocks per game (1.4), tied for fifth in offensive rebounds per game (3.) and 18th in rebounds per game (6.0)
- Controlled the glass at #21/19 Mississippi State (Jan. 28), snagging five of her 11 rebounds in the first quarter on the way to her second double-double of the season with 13 points and 11 boards
- Continued to show her glass cleaning skills against #22/23 Georgia (Jan. 21), tying the game high with 11 rebounds, including six on the offensive end, which tied her career high
- Was an offensive powerhouse at Vanderbilt (Jan. 14), scoring 13 of her career-high 20 points in the first half and finished the game going 9-of-10 from the field
- Poured in 15 points at Alabama (Jan. 4) and snagged six offensive rebounds to tie her career high, including four in the third quarter to help hold off a Crimson Tide comeback attempt
- Just missed out on a double-double against Florida (Dec. 31), tying her career high with 12 rebounds ... posted three or more blocks for third straight game
- Took over in the fourth quarter against Temple (Dec. 17), scoring 11 of her 16 points in the period to help close out the win
- Continued to play a vital role in the post, with nine points and nine rebounds to go along with three blocks at #23/18 Iowa State
- Made her presence felt with a nine-point, six-rebound performance against #21/20 Gonzaga (Nov. 29)
- Tied her scoring career high in the season opener against Charleston (Nov. 25) scoring 19 points and pulled down a career-best 12 rebounds in the contest

Awards

2019 SEC All-Freshman Team
2x SEC Academic Honor Roll (2018-19, 2019-20)

Miscellaneous

	Season	Career	Record
Double-Doubles	2	3	2-0
20+ Points	1	1	1-0
10+ Points	7	15	15-0
10+ Rebounds	4	5	5-0
5+ Blocks	1	2	2-0
Tm-High Points	2	3	3-0
Tm-High Rebs.	2	5	5-0

Career Highs

Pts.....20 at Vanderbilt, 1/14/21
FG.....9 at Vanderbilt, 1/14/21
FGA.....11 at Alabama, 1/4/21
FT.....8 vs. Georgia, 2/14/19
FTA.....8, 4x, last vs. College of Charleston, 11/25/20
Reb.....12, 2x, last vs. Florida, 12/31/20
Off Reb.....6, 4x, last vs. Georgia, 1/21/21
Blk.....5, 2x, last vs. College of Charleston, 11/25/20
Stl.....3, 3x, last vs. Florida, 12/31/20
Asst.....2, 5x, last at Mississippi State, 1/28/21
Min.....31 at Iowa State, 12/6/20

SEC Career Highs

Pts.....20 at Vanderbilt, 1/14/21
FG.....9 at Vanderbilt, 1/14/21
FGA.....11 at Alabama, 1/4/21
FT.....8 vs. Georgia, 2/14/19
FTA.....8, 3x, last vs. Vanderbilt, 2/17/20
Reb.....12 vs. Florida, 12/31/20
Off Reb.....6, 3x, last vs. Georgia, 1/21/21
Blk.....4 vs. Auburn, 2/13/20
Stl.....3, 2x, last vs. Florida, 12/31/20
Asst.....2, 2x, last at Mississippi State, 1/28/21
Min.....30 vs. Florida, 12/31/20

GAME-BY-GAME

Opponent	Date	gs	min	Total		3-Pointers		Free throws		Rebounds				pf	a	t/o	blk	stl	pts	avg	
				fg-fga	pct	3fg-fga	pct	ft-fa	pct	off	def	tot	avg								
COL. OF CHARLESTON	11/25/20	*	18	7-9	.778	0-0	.000	5-8	.625	6	6	12	12.0	1	2	0	5	2	19	19.0	
vs South Dakota	11/28/20	*	15	2-5	.400	0-0	.000	0-0	.000	2	1	3	7.5	2	0	1	2	1	4	11.5	
vs #21/20 Gonzaga	11/29/20	*	22	3-4	.750	0-0	.000	3-4	.750	1	5	6	7.0	2	1	3	0	2	9	10.7	
#8/6 NC STATE	12/03/20	*	15	0-1	.000	0-0	.000	0-0	.000	0	3	3	6.0	4	0	1	0	0	0	8.0	
at #23/18 Iowa State	12/06/20	*	32	4-9	.444	0-0	.000	1-2	.500	3	6	9	6.6	4	1	4	3	0	9	8.2	
TEMPLE	12/17/20	*	22	7-9	.778	0-0	.000	2-3	.667	3	4	7	6.7	2	0	1	4	0	16	9.5	
FLORIDA	12/31/20	*	30	4-9	.444	0-0	.000	1-2	.500	5	7	12	7.4	1	0	4	3	3	9	9.4	
at Alabama	01/04/21	*	26	6-11	.545	0-0	.000	3-7	.429	6	0	6	7.3	2	0	0	1	1	15	10.1	
at #10/8 Kentucky	01/10/21	*	27	3-5	.600	0-0	.000	1-4	.250	1	1	2	6.7	2	0	0	1	2	7	9.8	
at Vanderbilt	01/14/21	*	21	9-10	.900	0-0	.000	2-5	.400	1	1	2	6.2	0	1	0	1	1	20	10.8	
#15/16 ARKANSAS	01/18/21	*	18	5-8	.625	0-0	.000	0-1	.000	0	4	4	6.0	2	0	1	1	0	10	10.7	
#22/23 GEORGIA	01/21/21	*	17	3-5	.600	0-0	.000	3-4	.750	6	5	11	6.4	3	0	2	2	1	9	10.6	
at LSU	01/24/21	*	25	2-5	.400	0-0	.000	0-2	.000	2	3	5	6.3	3	0	1	1	1	4	10.1	
at #21/19 Mississippi State	01/28/21	*	27	5-8	.625	0-0	.000	3-3	1.000	6	5	11	6.6	2	2	0	1	1	13	10.3	
ALABAMA	01/31/21	*	18	5-7	.714	0-0	.000	0-0	.000	0	1	1	6.3	2	0	1	2	1	10	10.3	
Totals			14	333	65-105	.619	0-0	.000	24-45	.533	42	52	94	6.3	32	7	19	27	16	154	10.3

Games played: 15
Minutes/game: 22.2
Points/game: 10.3
FG Pct: 61.9
FT Pct: 53.3

Rebounds/game: 6.3
Assists/game: 0.5
Turnovers/game: 1.3
Assist/turnover ratio: 0.4
Steals/game: 1.1
Blocks/game: 1.8



OLIVIA THOMPSON

5-8 • So. • Guard • Lexington, S.C.



Career Stats at South Carolina

Season	gp-gs	min/avg	fg-fga	pct	3fg-fga	pct	ft-fa	pct	off	def	tot	avg	pf	fo	ast	to	blk	stl	pts	avg
2019-20	22-0	111/5.0	13-41	.317	11-36	.306	0-0	.000	1	3	4	0.2	5	0	5	4	1	1	37	1.7
2020-21	12-0	40/3.3	6-15	.400	4-11	.364	0-0	.000	2	3	5	0.4	2	0	1	2	0	1	16	1.3
TOTAL	34-0	151/4.4	19-56	.339	15-47	.319	0-0	.000	3	6	9	0.3	7	0	6	6	1	2	53	1.6

Career Notables

- Began career as a walk-on and earned a scholarship prior to the 2020-21 season
- Great energy, great teammate
- Hit at least one 3-pointer in eight of her 22 games played as a freshman
- SCBCA Class 5A Player of the Year (2019)

Season Highlights

- Has played in 12 games this season, including seven SEC appearances
- Scored five points in the season opener against Charleston (Nov. 25), including one bucket from beyond the arc

Awards

SEC First-Year Academic Honor Roll (2019-20)

Miscellaneous

	Season	Career	Record
10+ Points	0	1	1-0

Career Highs

Pts	10 vs. Alabama State, 11/5/19
FG	4 vs. Alabama State, 11/5/19
FGA	7 vs. Alabama State, 11/5/19
3FG	2, 3x, last at Florida, 2/27/20
3FGA	6 at Ole Miss, 1/30/20
FT	
FTA	
Reb	2 vs. Florida, 12/31/20
Blk	1 at Clemson, 11/24/19
Stl	1, 2x, last at Alabama, 1/4/21
Asst	2 vs. USC Upstate, 11/21/19
Min	14 at Ole Miss, 1/30/20

SEC Career Highs

Pts	6, 2x, last at Florida, 2/27/20
FG	2, 2x last at Florida, 2/27/20
FGA	6, 2x, last vs. Vanderbilt, 2/17/20
3FG	2, 2x, last at Florida, 2/27/20
3FGA	6 at Ole Miss, 1/30/20
FT	
FTA	
Reb	2 vs. Florida, 12/31/20
Blk	
Stl	1 at Alabama, 1/4/21
Asst	1, 3x, last vs Georgia, 1/21/21
Min	14 at Ole Miss, 1/30/20

GAME-BY-GAME

Opponent	Date	gs	min	Total		3-Pointers		Free throws		Rebounds				pf	a	t/o	blk	stl	pts	avg
				fg-fga	pct	3fg-fga	pct	ft-fa	pct	off	def	tot	avg							
COL. OF CHARLESTON	11/25/20	8	2-4	500	1-2	500	0-0	.000	0	0	0	0.0	0	0	1	0	0	5	5.0	
vs South Dakota	11/28/20	6	1-1	1,000	1-1	1,000	0-0	.000	0	0	0	0.0	1	0	0	0	0	3	4.0	
#8/6 NC STATE	12/03/20	0	0-0	.000	0-0	.000	0-0	.000	0	0	0	0.0	0	0	0	0	0	0	2.7	
at #23/18 Iowa State	12/06/20	4	0-1	.000	0-1	.000	0-0	.000	1	0	1	0.3	0	0	1	0	0	0	2.0	
TEMPLE	12/17/20	5	1-4	250	0-3	.000	0-0	.000	1	0	1	0.4	0	0	0	0	0	2	2.0	
FLORIDA	12/31/20	5	0-1	.000	0-0	.000	0-0	.000	0	2	2	0.7	0	0	0	0	0	0	1.7	
at Alabama	01/04/21	1	0-0	.000	0-0	.000	0-0	.000	0	0	0	0.6	0	0	0	0	1	0	1.4	
at #10/8 Kentucky	01/10/21	0	0-0	.000	0-0	.000	0-0	.000	0	0	0	0.5	0	0	0	0	0	0	1.3	
at Vanderbilt	01/14/21	5	1-3	.333	1-3	.333	0-0	.000	0	1	1	0.6	1	0	0	0	0	3	1.4	
#22/23 GEORGIA	01/21/21	3	0-0	.000	0-0	.000	0-0	.000	0	0	0	0.5	0	1	0	0	0	0	1.3	
at #21/19 Mississippi State	01/28/21	1	1-1	1,000	1-1	1,000	0-0	.000	0	0	0	0.5	0	0	0	0	0	3	1.5	
ALABAMA	01/31/21	2	0-0	.000	0-0	.000	0-0	.000	0	0	0	0.4	0	0	0	0	0	0	1.3	
Totals		0	40	6-15	400	4-11	.364	0-0	.000	2	3	5	0.4	2	1	2	0	1	16	1.3

Games played: 12
 Minutes/game: 3.3
 Points/game: 1.3
 FG Pct: 40.0
 3FG Pct: 36.4

Rebounds/game: 0.4
 Assists/game: 0.1
 Turnovers/game: 0.2
 Assist/turnover ratio: 0.5
 Steals/game: 0.1



ELYSA WESOLEK

6-1 • Jr. • Forward • Charleston, S.C.

32

Career Stats at South Carolina

Season	gp-gs	min/avg	fg-fga	pct	3fg-fga	pct	ft-fa	pct	off	def	tot	avg	pf	fo	ast	to	blk	stl	pts	avg
2018-19	12-0	52/4.3	7-20	.350	3-10	.300	6-7	.857	8	2	10	0.8	14	0	2	4	1	1	23	1.9
2019-20	20-0	99/5.0	11-29	.379	4-13	.308	2-2	1.000	4	12	16	0.8	11	0	4	9	1	3	28	1.4
2020-21	10-0	61/6.1	3-8	.375	0-3	.000	0-2	.000	5	8	13	1.3	8	0	0	0	3	2	6	0.6
TOTAL	42-0	212/5.0	21-57	.368	7-26	.269	8-11	.727	17	22	39	0.9	33	0	6	13	5	6	57	1.4

Career Notables

- Hard worker who does what the team needs and keeps a good attitude
- Four-year starter at Northwood Academy including three seasons winning South Carolina Independent School Association (SCISA) 3A state championship (2015, 2016, 2017)
- Amassed over 1,000 points in her high school career, including averaging 18.5 points as a senior

Season Highlights

- Impressed coaches in preseason with offseason work and improvement
- Has played in 10 games this season, including six SEC outings
- Scored her first SEC points of the season with four at Vanderbilt (Jan. 14)
- Played a career-high 16 minutes in the season opener against Charleston (Nov. 25), notching new career bests in rebounds (4) and blocks (2)

Awards

2x SEC Academic Honor Roll (2018-19, 2019-20)

Miscellaneous

	Season	Career	Record
10+ Points	0	1	1-0

Career Highs

Pts.....10 vs. ETSU, 11/22/18
 FG.....3, 2x, last vs. Alabama State, 11/5/19
 FGA.....5 at Alabama State, 11/11/18
 3FG.....2 vs. ETSU, 11/22/18
 3FGA.....3 at Alabama State, 11/11/18
 FT.....3 at Alabama State, 11/11/18
 FTA.....3 at Alabama State, 11/11/18
 Reb.....4 vs. College of Charleston, 11/25/20
 Blk.....2 vs. College of Charleston, 11/25/20
 Stl.....2 vs. USC Upstate, 11/21/19
 Asst.....1, 6x, last at Missouri, 1/16/20
 Min.....16 vs. College of Charleston, 11/25/20

SEC Career Highs

Pts.....5, 2x, last vs. Vanderbilt, 2/17/20
 FG.....2, 2x, last at Vanderbilt, 1/14/21
 FGA.....3, 4x, last at Vanderbilt, 1/14/21
 3FG.....1 at Ole Miss, 1/30/20
 3FGA.....2 at Ole Miss, 1/30/20
 FT.....2 at Ole Miss, 1/30/20
 FTA.....2 at Ole Miss, 1/30/20
 Reb.....2, 3x, last vs. Georgia, 1/21/21
 Blk.....1, 2x, last at Ole Miss, 1/30/20
 Stl.....1 vs. Alabama, 1/31/21
 Asst.....1 at Missouri, 1/16/20
 Min.....13 at Vanderbilt, 1/14/21

GAME-BY-GAME

Opponent	Date	gs	min	Total		3-Pointers		Free throws		Rebounds				pf	a	t/o	blk	stl	pts	avg
				fg-fga	pct	3fg-fga	pct	ft-fa	pct	off	def	tot	avg							
COL. OF CHARLESTON	11/25/20	16	1-1	1.000	0-0	.000	0-0	.000	2	2	4	4.0	3	0	0	2	0	2	2	2.0
vs South Dakota	11/28/20	1	0-0	.000	0-0	.000	0-0	.000	0	1	1	2.5	1	0	0	0	0	0	0	1.0
at #23/18 Iowa State	12/06/20	4	0-1	.000	0-1	.000	0-0	.000	2	0	2	2.3	1	0	0	1	0	0	0	0.7
TEMPLE	12/17/20	11	0-1	.000	0-0	.000	0-2	.000	0	3	3	2.5	1	0	0	0	0	1	0	0.5
FLORIDA	12/31/20	2	0-1	.000	0-1	.000	0-0	.000	0	0	0	2.0	0	0	0	0	0	0	0	0.4
at Alabama	01/04/21	1	0-0	.000	0-0	.000	0-0	.000	0	0	0	1.7	0	0	0	0	0	0	0	0.3
at Vanderbilt	01/14/21	13	2-3	.667	0-0	.000	0-0	.000	1	0	1	1.6	0	0	0	0	0	0	4	0.9
#22/23 GEORGIA	01/21/21	7	0-1	.000	0-1	.000	0-0	.000	0	2	2	1.6	0	0	0	0	0	0	0	0.8
at #21/19 Mississippi State	01/28/21	3	0-0	.000	0-0	.000	0-0	.000	0	0	0	1.4	2	0	0	0	0	0	0	0.7
ALABAMA	01/31/21	3	0-0	.000	0-0	.000	0-0	.000	0	0	0	1.3	0	0	0	0	1	0	0	0.6
Totals		0	61	3-8	.375	0-3	.000	0-2	.000	5	8	13	1.3	8	0	0	3	2	6	0.6

Games played: 10
 Minutes/game: 6.1
 Points/game: 0.6
 FG Pct: 37.5
 3FG Pct: 0.0
 FT Pct: 0.0

Rebounds/game: 1.3
 Steals/game: 0.2
 Blocks/game: 0.3

Official Basketball Box Score -- Game Totals -- Final Statistics Col. of Charleston vs #1/1 South Carolina 11/25/20 12:00 pm at Columbia, SC

Col. of Charleston 38 • 0-1,0-0 CAA

Table with columns: #, Player, FG-FGA, 3-Ptr, FT-FTA, Rebounds, PF, TP, A TO Blk Stl, Min. Includes team totals and player statistics.

1st - FG %: 2-21 9.5% 2nd: 4-17 23.5% 3rd: 4-18 22.2% 4th: 3-18 16.7% Game: 13-74 17.6% Deadball Rebounds 6,1

#1/1 South Carolina 119 • 1-0,0-0 SEC

Table with columns: #, Player, FG-FGA, 3-Ptr, FT-FTA, Rebounds, PF, TP, A TO Blk Stl, Min. Includes team totals and player statistics.

1st - FG %: 9-18 50.0% 2nd: 12-15 80.0% 3rd: 13-24 54.2% 4th: 8-14 57.1% Game: 42-71 59.2% Deadball Rebounds 11

Officials: Saif Esho,Luis Gonzalez,Dawn Marsh Technical fouls: Col. of Charleston-None. #1/1 South Carolina-None.

Attendance: 3500 2020-21 Women's Basketball. Round: 0. Col. of Charleston vs South Carolina. Pl

Score by periods table with columns: 1st, 2nd, 3rd, 4th, Total. Shows scores for Col. of Charleston and #1/1 South Carolina.

Last FG - CC 4th-00:09, SC 4th-00:45. Largest lead - CC None, SC by 83 4th-00:45. CC led for 00:00. SC led for 39:55. Game was tied for 00:05.

Score tied - 0 times. Lead changed - 0 times.

Official Basketball Box Score -- Game Totals -- Final Statistics South Dakota vs #1/1 South Carolina 11/28/20 2:00 pm at Sioux Falls, SD

South Dakota 71 • 0-1,0-0 Summit L

Table with columns: #, Player, FG-FGA, 3-Ptr, FT-FTA, Rebounds, PF, TP, A TO Blk Stl, Min. Includes team totals and player statistics.

1st - FG %: 7-22 31.8% 2nd: 8-16 50.0% 3rd: 5-15 33.3% 4th: 9-14 64.3% Game: 29-67 43.3% Deadball Rebounds 6,2

#1/1 South Carolina 81 • 2-0,0-0 SEC

Table with columns: #, Player, FG-FGA, 3-Ptr, FT-FTA, Rebounds, PF, TP, A TO Blk Stl, Min. Includes team totals and player statistics.

1st - FG %: 8-18 44.4% 2nd: 6-24 25.0% 3rd: 12-17 70.6% 4th: 4-13 30.8% Game: 30-72 41.7% Deadball Rebounds 11,1

Officials: Marla Ann Gearhart,Marcus Clayton,Marty Cook Technical fouls: South Dakota-None. #1/1 South Carolina-None.

Attendance: 2020-21 Women's Basketball. Round: 0. South Carolina vs South Dakota. Played a

Score by periods table with columns: 1st, 2nd, 3rd, 4th, Total. Shows scores for South Dakota and #1/1 South Carolina.

Last FG - SD 4th-00:42, SC 4th-02:50. Largest lead - SD by 5 2nd-07:10, SC by 21 4th-08:18. SD led for 05:51. SC led for 31:39. Game was tied for 02:30.

Score tied - 5 times. Lead changed - 4 times.

Official Basketball Box Score -- Game Totals -- Final Statistics #1/1 South Carolina vs #21/20 Gonzaga 11/29/20 2:00 pm at Sioux Falls, SD

#1/1 South Carolina 79 • 3-0,0-0 SEC

Table with columns: #, Player, FG-FGA, 3-Ptr, FT-FTA, Rebounds, PF, TP, A TO Blk Stl, Min. Includes team totals and player statistics.

1st - FG %: 9-17 52.9% 2nd: 5-14 35.7% 3rd: 8-12 66.7% 4th: 4-11 36.4% Game: 26-54 48.1% Deadball Rebounds 8

#21/20 Gonzaga 72 • 0-1,0-0 WCC

Table with columns: #, Player, FG-FGA, 3-Ptr, FT-FTA, Rebounds, PF, TP, A TO Blk Stl, Min. Includes team totals and player statistics.

1st - FG %: 10-15 66.7% 2nd: 5-12 41.7% 3rd: 7-12 58.3% 4th: 7-16 43.8% Game: 29-55 52.7% Deadball Rebounds 5

Officials: Robert Miles,Marla Ann Gearhart,Marcus Clayton Technical fouls: #1/1 South Carolina-None. #21/20 Gonzaga-None.

Attendance: 2020-21 Women's Basketball. Round: 0. Gonzaga vs South Carolina. Played at San

Score by periods table with columns: 1st, 2nd, 3rd, 4th, Total. Shows scores for #1/1 South Carolina and #21/20 Gonzaga.

Last FG - SC 4th-01:33, Gonz 4th-00:54. Largest lead - SC by 8 4th-01:33, Gonz by 2 1st-09:17. SC led for 34:04. Gonz led for 02:48. Game was tied for 03:08.

Score tied - 7 times. Lead changed - 5 times.

Official Basketball Box Score -- Game Totals -- Final Statistics #8/6 NC State vs #1/1 South Carolina 12/03/20 7:00 pm at Columbia, SC

#8/6 NC State 54 • 3-0,0-0 ACC

Table with columns: #, Player, FG-FGA, 3-Ptr, FT-FTA, Rebounds, PF, TP, A TO Blk Stl, Min. Includes team totals and player statistics.

1st - FG %: 4-13 30.8% 2nd: 5-23 21.7% 3rd: 6-19 31.6% 4th: 5-13 38.5% Game: 20-68 29.4% Deadball Rebounds 1,2

#1/1 South Carolina 46 • 3-1,0-0 SEC

Table with columns: #, Player, FG-FGA, 3-Ptr, FT-FTA, Rebounds, PF, TP, A TO Blk Stl, Min. Includes team totals and player statistics.

1st - FG %: 6-18 33.3% 2nd: 2-19 10.5% 3rd: 6-17 35.3% 4th: 6-20 30.0% Game: 20-74 27.0% Deadball Rebounds 5

Officials: Angelica Suffren,Karen Preato,Dee Kanter Technical fouls: #8/6 NC State-None. #1/1 South Carolina-None.

Attendance: 3500 2020-21 Women's Basketball. Round: 0. NC State vs South Carolina. Played at Co

Score by periods table with columns: 1st, 2nd, 3rd, 4th, Total. Shows scores for #8/6 NC State and #1/1 South Carolina.

Last FG - NCSU 4th-00:27, SC 4th-00:50. Largest lead - NCSU by 8 4th-00:06, SC by 6 2nd-09:37. NCSU led for 20:08. SC led for 13:51. Game was tied for 06:01.

Score tied - 5 times. Lead changed - 18 times.

Official Basketball Box Score -- Game Totals -- Final Statistics
#1/1 South Carolina vs #23/18 Iowa State
12/06/20 11:00 am at Ames, IA

#1/1 South Carolina 83 • 4-1,0-0 SEC

Table with columns: # Player, FG-FGA, 3-Ptr, FT-FTA, Rebounds (Off, Def, Tot), PF, TP, A TO Blk Stl, Min. Includes team totals and individual player stats.

Summary statistics table for #1/1 South Carolina vs #23/18 Iowa State, including FG%, 3FG%, FT%, and Rebounds.

#23/18 Iowa State 65 • 2-2,1-0 Big 12

Table with columns: # Player, FG-FGA, 3-Ptr, FT-FTA, Rebounds (Off, Def, Tot), PF, TP, A TO Blk Stl, Min. Includes team totals and individual player stats.

Summary statistics table for #23/18 Iowa State vs #1/1 South Carolina, including FG%, 3FG%, FT%, and Rebounds.

Officials: Nykesha Thompson, Roy Gulbeyan, Dee Kantner
Technical fouls: #1/1 South Carolina-None. #23/18 Iowa State-None.

Attendance: 864
2020-21 Women's Basketball. Round: 0. Iowa St vs South Carolina. Played at Ja

Score by periods table for #1/1 South Carolina vs #23/18 Iowa State.

Points in Paint, Off T/O, 2nd Chance, Fast Break, Bench table for #1/1 South Carolina vs #23/18 Iowa State.

Last FG - SC 4th-07:05, IowaSt 4th-01:38.
Largest lead - SC by 25 4th-07:05, IowaSt None.
SC led for 39:46. IowaSt led for 00:00. Game was tied for 00:14.

Official Basketball Box Score -- Game Totals -- Final Statistics
Temple vs #5/4 South Carolina
12/17/20 7:00 pm at Columbia, SC

Temple 41 • 0-3,0-0 AAC

Table with columns: # Player, FG-FGA, 3-Ptr, FT-FTA, Rebounds (Off, Def, Tot), PF, TP, A TO Blk Stl, Min. Includes team totals and individual player stats.

Summary statistics table for Temple vs #5/4 South Carolina, including FG%, 3FG%, FT%, and Rebounds.

#5/4 South Carolina 103 • 5-1,0-0 SEC

Table with columns: # Player, FG-FGA, 3-Ptr, FT-FTA, Rebounds (Off, Def, Tot), PF, TP, A TO Blk Stl, Min. Includes team totals and individual player stats.

Summary statistics table for #5/4 South Carolina vs Temple, including FG%, 3FG%, FT%, and Rebounds.

Officials: Karleena Tobin, Katie Lukanich, Pualani Spurlock
Technical fouls: Temple-None. #5/4 South Carolina-None.

Attendance: 3500
2020-21 Women's Basketball. Round: 0. South Carolina vs Temple. Played at Colo

Score by periods table for #5/4 South Carolina vs Temple.

Points in Paint, Off T/O, 2nd Chance, Fast Break, Bench table for #5/4 South Carolina vs Temple.

Last FG - Temple 4th-06:44, SC 4th-00:00.
Largest lead - Temple by 3 1st-08:23, SC by 62 4th-00:00.
Temple led for 02:01. SC led for 35:59. Game was tied for 02:00.

Official Basketball Box Score -- Game Totals -- Final Statistics
Florida vs #5/4 South Carolina
12/31/20 4:00 pm at Columbia, SC

Florida 59 • 7-2,0-1 SEC

Table with columns: # Player, FG-FGA, 3-Ptr, FT-FTA, Rebounds (Off, Def, Tot), PF, TP, A TO Blk Stl, Min. Includes team totals and individual player stats.

Summary statistics table for Florida vs #5/4 South Carolina, including FG%, 3FG%, FT%, and Rebounds.

#5/4 South Carolina 75 • 6-1,1-0 SEC

Table with columns: # Player, FG-FGA, 3-Ptr, FT-FTA, Rebounds (Off, Def, Tot), PF, TP, A TO Blk Stl, Min. Includes team totals and individual player stats.

Summary statistics table for #5/4 South Carolina vs Florida, including FG%, 3FG%, FT%, and Rebounds.

Officials: Dawn Marsh, Natasha Camy, Pualani Spurlock-Welsh
Technical fouls: Florida-None. #5/4 South Carolina-None.

Attendance: 3500
2020-21 Women's Basketball. Round: 0. Florida vs South Carolina. Played at Col

Score by periods table for Florida vs #5/4 South Carolina.

Points in Paint, Off T/O, 2nd Chance, Fast Break, Bench table for Florida vs #5/4 South Carolina.

Last FG - UF 4th-00:09, SC 4th-01:18.
Largest lead - UF None, SC by 22 3rd-08:51.
UF led for 00:00. SC led for 39:27. Game was tied for 00:23.

Official Basketball Box Score -- Game Totals -- Final Statistics
#5/4 South Carolina vs Alabama
01/04/21 6:00 pm at Tuscaloosa, AL

#5/4 South Carolina 77 • 7-1,2-0 SEC

Table with columns: # Player, FG-FGA, 3-Ptr, FT-FTA, Rebounds (Off, Def, Tot), PF, TP, A TO Blk Stl, Min. Includes team totals and individual player stats.

Summary statistics table for #5/4 South Carolina vs Alabama, including FG%, 3FG%, FT%, and Rebounds.

Alabama 60 • 8-1,1-1 SEC

Table with columns: # Player, FG-FGA, 3-Ptr, FT-FTA, Rebounds (Off, Def, Tot), PF, TP, A TO Blk Stl, Min. Includes team totals and individual player stats.

Summary statistics table for Alabama vs #5/4 South Carolina, including FG%, 3FG%, FT%, and Rebounds.

Officials: Cameron Inouye, Angelica Suffren, Dee Kantner
Technical fouls: #5/4 South Carolina-None. Alabama-None.

Attendance: 637
2020-21 Women's Basketball. Round: 0. Alabama vs South Carolina. Played at Col

Score by periods table for #5/4 South Carolina vs Alabama.

Points in Paint, Off T/O, 2nd Chance, Fast Break, Bench table for #5/4 South Carolina vs Alabama.

Last FG - SC 4th-00:55, Bama 4th-03:44.
Largest lead - SC by 18 4th-00:55, Bama None.
SC led for 38:12. Bama led for 00:00. Game was tied for 01:48.

Official Basketball Box Score -- Game Totals -- Final Statistics
#4/3 South Carolina vs LSU
01/24/21 12:00 pm at Baton Rouge, LA

#4/3 South Carolina 69 • 12-1,7-0 SEC

Table with columns: #, Player, FG-FGA, 3-Ptr, FT-FTA, Rebounds (Off, Def, Tot), PF, TP, A, TO, Blk, Stl, Min. Includes player stats for Aliyah Boston, Victoria Saxton, Zia Cooke, Destanni Henderson, Brea Beal, Eniya Russell, Destiny Littleton, Laetia Amihere, LeLe Grissett, and Team totals.

Summary statistics table with columns: 1st, 2nd, 3rd, 4th, Game, Deadball. Includes FG%, 3FG%, FT%, and Rebounds percentages.

LSU 65 • 6-7,4-3 SEC

Table with columns: #, Player, FG-FGA, 3-Ptr, FT-FTA, Rebounds (Off, Def, Tot), PF, TP, A, TO, Blk, Stl, Min. Includes player stats for Awa Trasi, Faustine Aifuwa, Khayla Pointer, Karli Seay, Rakell Spencer, Jaillin Cherry, Tiara Young, and Ajae Petty.

Summary statistics table with columns: 1st, 2nd, 3rd, 4th, Game, Deadball. Includes FG%, 3FG%, FT%, and Rebounds percentages.

Officials: Karen Preato, Eric J Brewton, Tina Napier
Technical fouls: #4/3 South Carolina-None. LSU-None.
Attendance: 918
2020-21 Women's Basketball. Round: 0. LSU vs South Carolina. Played at Maravic

Score by periods table with columns: #, 1st, 2nd, 3rd, 4th, Total. Shows scores for #4/3 South Carolina and LSU.

Last FG - SC 4th-01:14, LSU 4th-00:01.
Largest lead - SC by 9 4th-01:14, LSU by 6 3rd-08:40.
SC led for 17:16. LSU led for 14:11. Game was tied for 08:33.

Score tied - 10 times.
Lead changed - 8 times.

Official Basketball Box Score -- Game Totals -- Final Statistics
#4/3 South Carolina vs #21/19 Mississippi State
01/28/21 6:00 pm at Starkville, MS

#4/3 South Carolina 75 • 13-1,8-0 SEC

Table with columns: #, Player, FG-FGA, 3-Ptr, FT-FTA, Rebounds (Off, Def, Tot), PF, TP, A, TO, Blk, Stl, Min. Includes player stats for Aliyah Boston, Victoria Saxton, Zia Cooke, Destanni Henderson, Brea Beal, Olivia Thompson, Eniya Russell, Destiny Littleton, Laetia Amihere, LeLe Grissett, Elysa Wesolek, and Team totals.

Summary statistics table with columns: 1st, 2nd, 3rd, 4th, Game, Deadball. Includes FG%, 3FG%, FT%, and Rebounds percentages.

#21/19 Mississippi State 52 • 8-5,3-4 SEC

Table with columns: #, Player, FG-FGA, 3-Ptr, FT-FTA, Rebounds (Off, Def, Tot), PF, TP, A, TO, Blk, Stl, Min. Includes player stats for Jessica Carter, Sidney Cooks, JaMya Mingo-Young, Myah Taylor, Madison Hayes, K'N'isha Godfrey, Aliyah Matharu, Rickea Jackson, Xaria Wiggins, Yemiyah Morris, and Caterion Thompson.

Summary statistics table with columns: 1st, 2nd, 3rd, 4th, Game, Deadball. Includes FG%, 3FG%, FT%, and Rebounds percentages.

Officials: Karen Preato, Brian Garland, Brian Hall
Technical fouls: #4/3 South Carolina-None. #21/19 Mississippi State-None.
Attendance: 1000
2020-21 Women's Basketball. Round: 0. Mississippi St. vs South Carolina. Played

Score by periods table with columns: #, 1st, 2nd, 3rd, 4th, Total. Shows scores for #4/3 South Carolina and #21/19 Mississippi State.

Last FG - SC 4th-00:31, MSU 4th-01:18.
Largest lead - SC by 23 4th-00:31, MSU by 5 1st-07:49.
SC led for 30:11. MSU led for 08:14. Game was tied for 01:06.

Score tied - 0 times.
Lead changed - 3 times.

Official Basketball Box Score -- Game Totals -- Final Statistics
Alabama vs #4/3 South Carolina
01/31/21 3:00 pm at Columbia, SC

Alabama 63 • 12-4,5-4 SEC

Table with columns: #, Player, FG-FGA, 3-Ptr, FT-FTA, Rebounds (Off, Def, Tot), PF, TP, A, TO, Blk, Stl, Min. Includes player stats for Ariyah Copeland, Jasmine Walker, Megan Abrams, Jordan Lewis, Hannah Barber, Destiny Rice, Allie Craig Cruce, Myra Gordon, and De'Sha Benjamin.

Summary statistics table with columns: 1st, 2nd, 3rd, 4th, Game, Deadball. Includes FG%, 3FG%, FT%, and Rebounds percentages.

#4/3 South Carolina 87 • 14-1,9-0 SEC

Table with columns: #, Player, FG-FGA, 3-Ptr, FT-FTA, Rebounds (Off, Def, Tot), PF, TP, A, TO, Blk, Stl, Min. Includes player stats for Aliyah Boston, Victoria Saxton, Zia Cooke, Destanni Henderson, Brea Beal, Olivia Thompson, Eniya Russell, Destiny Littleton, Laetia Amihere, LeLe Grissett, Elysa Wesolek, and Team totals.

Summary statistics table with columns: 1st, 2nd, 3rd, 4th, Game, Deadball. Includes FG%, 3FG%, FT%, and Rebounds percentages.

Officials: Karleena Tobin, Douglas Knight, Gina Cross
Technical fouls: Alabama-None. #4/3 South Carolina-None.
Attendance: 3500
2020-21 Women's Basketball. Round: 0. Alabama vs South Carolina. Played at Col

Score by periods table with columns: #, 1st, 2nd, 3rd, 4th, Total. Shows scores for Alabama and #4/3 South Carolina.

Last FG - Bama 4th-03:39, SC 4th-00:29.
Largest lead - Bama by 8 1st-05:40, SC by 24 4th-00:29.
Bama led for 06:53. SC led for 29:25. Game was tied for 03:42.

Score tied - 4 times.
Lead changed - 9 times.

2020-21 South Carolina Basketball
South Carolina Points-Rebounds-Assists (as of Jan 31, 2021)
All games

Opponent	Date	Score	THOMPSON, 00	COOKE,ZIA, 01	RUSSELL,EN, 02	HENDERSON, 03	BOSTON,ALI, 04	SAXTON,VIC, 05	LITTLETON, 11	BEAL,BREA, 12	AMHERE,LA, 15	GRISSETT,L, 24	WESOLEKE, 32
CC	11/25/20	119-38 W	5-0-0	18-1-3	14-4-2	11-6-5	11-12-1	19-12-2	7-8-0	8-2-1	11-11-2	13-10-3	2-4-0
vs SD	11/28/20	81-71 W	3-0-0	19-5-1	2-0-1	19-9-3	12-8-4	4-3-0	0-0-0	3-5-3	11-9-1	8-5-1	0-1-0
vs Gonz	11/29/20	79-72 W	DNP	16-4-4	DNP	23-3-2	10-5-0	9-6-1	1-1-1	12-7-1	6-4-2	2-2-1	DNP
NCSU	12/03/20	46-54 L	0-0-0	11-5-1	0-0-0	2-7-6	9-9-0	0-3-0	0-2-0	5-4-0	11-15-2	8-3-0	DNP
at lowaSt	12/06/20	83-65 W	0-1-0	19-1-4	8-1-0	12-4-7	13-15-3	9-9-1	5-7-3	13-4-2	4-2-1	DNP	0-2-0
Temple	12/17/20	103-41 W	2-1-0	23-3-4	11-3-1	8-3-7	14-9-1	16-7-0	6-4-2	5-3-3	11-3-1	7-7-3	0-3-0
UF	12/31/20	75-59 W	0-2-0	26-3-5	0-1-0	2-7-9	28-16-1	9-12-0	DNP	4-1-2	2-3-2	4-2-0	0-0-0
at Bama	01/04/21	77-60 W	0-0-0	18-3-2	0-0-0	20-8-5	5-10-0	15-6-0	DNP	8-10-0	3-5-0	8-4-2	0-0-0
at UK	01/10/21	75-70 W	0-0-0	7-3-1	3-1-0	22-8-3	20-12-1	7-2-0	0-0-0	2-6-0	10-4-1	4-3-0	DNP
at Vandy	01/14/21	106-43 W	3-1-0	9-2-2	6-3-1	12-7-9	9-10-2	20-2-1	8-3-2	17-3-1	11-8-1	7-12-0	4-1-0
Ark	01/18/21	104-82 W	DNP	9-3-3	3-1-1	14-2-10	26-16-3	10-4-0	7-5-1	22-4-1	6-1-2	7-8-0	DNP
UGA	01/21/21	62-50 W	0-0-1	16-2-0	0-0-0	2-4-3	16-11-2	9-11-0	1-5-1	9-7-1	4-2-1	5-0-1	0-2-0
at LSU	01/24/21	69-65 W	DNP	11-1-0	0-0-1	16-5-8	20-14-0	4-5-0	0-1-0	10-4-4	0-2-0	8-3-3	DNP
at MSU	01/28/21	75-52 W	3-0-0	19-3-3	2-1-0	6-4-2	6-12-0	13-11-2	2-0-2	6-5-0	7-7-2	11-5-1	0-0-0
Bama	01/31/21	87-63 W	0-0-0	21-2-0	4-3-0	14-6-7	6-13-6	10-1-0	8-3-2	11-6-0	7-1-0	6-4-0	0-0-0

2020-21 South Carolina Basketball
South Carolina Team Game-by-Game Comparison (as of Jan 31, 2021)
All games

Opponent	1st	2nd	Score	Mar	Total FG	FG Pct	3-Pointers	3FG Pct	Free Throws	FT Pct	Rebounds	Assist	T/Over	Block	Steal	Fouls	
COL. OF CHARLESTON	62/20	57/18	119-38	+81	42-71/13-74	.592/.176	4-13/1-23	.308/.043	31-47/11-24	.660/.458	73/28	+45	19/0	15/18	13/3	12/6	20/31
South Dakota	37/37	44/34	81-71	+10	30-72/29-67	.417/.433	5-14/2-16	.357/.125	16-29/11-20	.552/.550	45/37	+8	14/15	9/8	5/3	6/5	22/25
#21/20 Gonzaga	38/34	41/38	79-72	+7	26-54/29-55	.481/.527	2-5/9-19	.400/.474	25-41/5-13	.610/.385	36/29	+7	12/20	12/15	4/5	6/4	17/32
#8/6 NC STATE	20/21	26/33	46-54	(8)	20-74/20-68	.270/.294	2-12/4-17	.167/.235	4-11/10-12	.364/.833	54/49	+5	9/10	11/9	6/7	2/2	15/12
#23/18 Iowa State	44/30	39/35	83-65	+18	30-63/23-62	.476/.371	13-26/5-27	.500/.185	10-13/14-16	.769/.875	50/24	+26	21/8	19/10	6/5	1/8	21/10
TEMPLE	44/25	59/16	103-41	+62	39-73/14-60	.534/.233	8-22/4-23	.364/.174	17-25/9-13	.680/.692	54/30	+24	22/6	6/8	7/5	10/1	8/19
FLORIDA	39/18	36/41	75-59	+16	31-79/24-65	.392/.369	3-16/7-17	.188/.412	10-12/4-11	.833/.364	51/39	+12	19/11	15/21	10/2	12/3	14/14
Alabama	37/26	40/34	77-60	+17	31-74/22-56	.419/.393	3-8/4-16	.375/.250	12-24/12-19	.500/.632	55/31	+24	9/9	13/12	4/5	7/5	14/21
#10/8 Kentucky	32/41	43/29	75-70	+5	30-64/28-74	.469/.378	2-4/3-20	.500/.150	13-21/11-12	.619/.917	46/31	+15	6/10	18/13	10/7	6/12	13/20
Vanderbilt	49/13	57/30	106-43	+63	42-76/19-65	.553/.292	7-17/2-8	.412/.250	15-25/3-9	.600/.333	60/28	+32	19/3	12/19	9/2	10/7	12/18
#15/16 ARKANSAS	42/37	62/45	104-82	+22	40-74/32-71	.541/.451	8-15/7-13	.533/.538	16-22/11-14	.727/.786	50/29	+21	21/10	13/9	10/6	4/6	16/19
#22/23 GEORGIA	30/18	32/32	62-50	+12	22-62/22-65	.355/.338	2-11/1-5	.182/.200	16-24/5-8	.667/.625	47/37	+10	10/13	20/23	14/7	14/5	15/20
LSU	23/25	46/40	69-65	+4	27-57/25-60	.474/.417	2-15/2-6	.133/.333	13-25/13-17	.520/.765	39/33	+6	16/4	16/17	3/1	8/7	15/22
#21/19 Mississippi State	36/23	39/29	75-52	+23	27-66/22-65	.409/.338	2-13/3-14	.154/.214	19-22/5-15	.864/.333	51/38	+13	12/9	13/15	4/6	9/6	14/20
ALABAMA	40/41	47/22	87-63	+24	31-61/24-66	.508/.364	6-10/7-21	.600/.333	19-20/8-12	.950/.667	43/30	+13	15/9	13/13	8/4	10/6	15/21

Note: Game totals are displayed in the format TEAM/OPPONENT for each category

2020-21 South Carolina Basketball
South Carolina Combined Team Statistics (as of Jan 31, 2021)
Conference games only

RECORD:	OVERALL	HOME	AWAY	NEUTRAL
ALL GAMES	9-0	4-0	5-0	0-0
CONFERENCE	9-0	4-0	5-0	0-0
NON-CONFERENCE	0-0	0-0	0-0	0-0

##	Player	gp-gs	min	avg	Total		3-Point		F-Throw		Rebounds			pf	dq	a	to	blk	stl	pts	avg	
					fg-fga	fg%	3fg-fga	3fg%	ft-fa	ft%	off	def	tot									avg
04	Aliyah Boston	9-9	268	29.8	54-111	.486	5-17	.294	23-31	.742	39	75	114	12.7	22	0	15	15	40	12	136	15.1
01	Zia Cooke	9-9	278	30.9	50-121	.413	6-23	.261	30-38	.789	3	19	22	2.4	14	0	16	22	1	11	136	15.1
03	Destanni Henderson	9-9	307	34.1	40-94	.426	9-24	.375	19-21	.905	10	41	51	5.7	9	0	56	28	0	13	108	12.0
05	Victoria Saxton	9-9	209	23.2	42-68	.618	0-0	.000	13-28	.464	27	27	54	6.0	17	0	3	9	13	11	97	10.8
12	Brea Beal	9-9	236	26.2	33-68	.485	8-22	.364	15-24	.625	12	34	46	5.1	19	0	9	10	4	9	89	9.9
24	LeLe Grissett	9-0	167	18.6	23-49	.469	0-1	.000	14-24	.583	25	16	41	4.6	17	0	7	19	5	2	60	6.7
15	Laeticia Amihere	9-0	151	16.8	21-56	.375	0-3	.000	8-13	.615	17	16	33	3.7	16	0	9	20	9	12	50	5.6
11	Destiny Littleton	7-0	89	12.7	7-16	.438	4-8	.500	8-10	.800	2	15	17	2.4	3	0	8	4	0	4	26	3.7
02	Eniya Russell	9-0	49	5.4	7-20	.350	1-5	.200	3-6	.500	1	9	10	1.1	8	0	3	4	0	4	18	2.0
00	Olivia Thompson	7-0	17	2.4	2-5	.400	2-4	.500	0-0	.000	0	3	3	0.4	1	0	1	0	0	1	6	0.9
32	Elysa Wesolek	6-0	29	4.8	2-5	.400	0-2	.000	0-0	.000	1	2	3	0.5	2	0	0	0	0	1	4	0.7
Team											22	26	48				2					
Total.....		9	1800		281-613	.458	35-109	.321	133-195	.682	159	283	442	49.1	128	0	127	133	72	80	730	81.1
Opponents.....		9	1800		218-587	.371	36-120	.300	72-117	.615	103	193	296	32.9	175	3	78	142	40	57	544	60.4

2020-21 South Carolina Basketball
South Carolina Combined Team Statistics (as of Jan 28, 2021)
vs. Ranked Teams

RECORD:	OVERALL	HOME	AWAY	NEUTRAL
ALL GAMES	6-1	2-1	3-0	1-0
CONFERENCE	4-0	2-0	2-0	0-0
NON-CONFERENCE	2-1	0-1	1-0	1-0

##	Player	gp-gs	min	avg	Total		3-Point		F-Throw		Rebounds			pf	dq	a	to	blk	stl	pts	avg	
					fg-fga	fg%	3fg-fga	3fg%	ft-fa	ft%	off	def	tot									avg
04	Aliyah Boston	7-7	205	29.3	40-80	.500	4-14	.286	16-21	.762	27	53	80	11.4	20	0	9	16	29	7	100	14.3
01	Zia Cooke	7-7	222	31.7	34-98	.347	8-22	.364	21-24	.875	1	20	21	3.0	9	0	16	16	0	5	97	13.9
03	Destanni Henderson	7-7	245	35.0	29-75	.387	6-16	.375	17-22	.773	9	23	32	4.6	7	0	33	18	1	4	81	11.6
12	Brea Beal	7-7	183	26.1	24-50	.480	7-14	.500	14-20	.700	11	26	37	5.3	12	0	5	10	4	7	69	9.9
05	Victoria Saxton	7-7	158	22.6	23-40	.575	0-0	.000	11-18	.611	17	29	46	6.6	19	0	4	11	8	6	57	8.1
15	Laeticia Amihere	7-0	135	19.3	19-53	.358	0-4	.000	10-17	.588	16	19	35	5.0	17	1	11	13	7	7	48	6.9
24	Lele Grissett	6-0	119	19.8	14-29	.483	0-0	.000	9-22	.409	12	9	21	3.5	14	1	3	10	3	3	37	6.2
02	Eniya Russell	6-0	37	6.2	6-15	.400	2-5	.400	2-4	.500	1	3	4	0.7	7	0	1	6	1	0	16	2.7
11	Destiny Littleton	7-0	74	10.6	5-13	.385	3-7	.429	3-6	.500	4	16	20	2.9	3	0	8	2	0	3	16	2.3
00	Olivia Thompson	5-0	8	1.6	1-2	.500	1-2	.500	0-0	.000	1	0	1	0.2	0	0	1	1	0	0	3	0.6
32	Elysa Wesolek	3-0	14	4.7	0-2	.000	0-2	.000	0-0	.000	2	2	4	1.3	3	0	0	0	1	0	0	0.0
Team											18	15	33				3					
Total.....		7	1400		195-457	.427	31-86	.360	103-154	.669	119	215	334	47.7	111	2	91	106	54	42	524	74.9
Opponents.....		7	1400		176-460	.383	32-115	.278	61-90	.678	81	156	237	33.9	133	3	80	94	43	43	445	63.6

Date	Opponent	Score	Att.
@ 11/29/20	vs #21/20 Gonzaga	w 79-72	0
12/03/20	#8/6 NC STATE	L 46-54	3500
< 12/06/20	at #23/18 Iowa State	w 83-65	864
* 01/10/21	at #10/8 Kentucky	w 75-70	1200
* 01/18/21	#15/16 ARKANSAS	w 104-82	3500
* 01/21/21	#22/23 GEORGIA	w 62-50	3500
* 01/28/21	at #21/19 Mississippi State	w 75-52	1000

2020-21 South Carolina Basketball
South Carolina Combined Team Statistics (as of Jan 31, 2021)
All games

RECORD:	OVERALL	HOME	AWAY	NEUTRAL
ALL GAMES	14-1	6-1	6-0	2-0
CONFERENCE	9-0	4-0	5-0	0-0
NON-CONFERENCE	5-1	2-1	1-0	2-0

##	Player	gp-gs	min	avg	Total		3-Point		F-Throw		Rebounds			pf	dq	a	to	blk	stl	pts	avg	
					fg-fga	fg%	3fg-fga	3fg%	ft-fga	ft%	off	def	tot									avg
01	Zia Cooke	15-15	461	30.7	85-206	.413	22-52	.423	50-64	.781	6	35	41	2.7	20	0	33	36	1	15	242	16.1
04	Aliyah Boston	15-15	435	29.0	83-174	.477	7-26	.269	32-45	.711	60	112	172	11.5	38	0	24	23	47	19	205	13.7
03	Destanni Henderson	15-15	488	32.5	66-150	.440	16-40	.400	35-43	.814	15	68	83	5.5	16	0	86	37	2	18	183	12.2
05	Victoria Saxton	15-14	333	22.2	65-105	.619	0-0	.000	24-45	.533	42	52	94	6.3	32	0	7	19	27	16	154	10.3
12	Brea Beal	15-15	372	24.8	52-111	.468	12-31	.387	19-35	.543	23	48	71	4.7	30	0	19	17	7	14	135	9.0
24	Lele Grissett	14-0	258	18.4	39-70	.557	0-1	.000	20-41	.488	38	30	68	4.9	29	1	15	22	8	6	98	7.0
15	Laeticia Amihere	15-1	277	18.5	38-102	.373	0-8	.000	28-45	.622	34	43	77	5.1	34	1	18	29	17	13	104	6.9
02	Eniya Russell	14-0	111	7.9	19-45	.422	3-12	.250	12-21	.571	2	16	18	1.3	15	0	7	9	1	6	53	3.8
11	Destiny Littleton	13-0	164	12.6	12-34	.353	5-17	.294	16-20	.800	4	35	39	3.0	7	0	14	6	0	7	45	3.5
00	Olivia Thompson	12-0	40	3.3	6-15	.400	4-11	.364	0-0	.000	2	3	5	0.4	2	0	1	2	0	1	16	1.3
32	Elysa Wesolek	10-0	61	6.1	3-8	.375	0-3	.000	0-2	.000	5	8	13	1.3	8	0	0	0	3	2	6	0.6
Team											36	37	73				5					
Total.....		15	3000		468-1020	.459	69-201	.343	236-361	.654	267	487	754	50.3	231	2	224	205	113	117	1241	82.7
Opponents.....		15	3000		346-973	.356	61-245	.249	132-215	.614	173	320	493	32.9	304	8	137	220	68	83	885	59.0

TEAM STATISTICS	SC	OPP	Date	Opponent	Score	Att.
SCORING	1241	885	11/25/20	COL. OF CHARLESTON	w 119-38	3500
Points per game	82.7	59.0	@ 11/28/20	vs South Dakota	w 81-71	0
Scoring margin	+23.7	-	@ 11/29/20	vs #21/20 Gonzaga	w 79-72	0
FIELD GOALS-ATT	468-1020	346-973	12/03/20	#8/6 NC STATE	L 46-54	3500
Field goal pct	.459	.356	< 12/06/20	at #23/18 Iowa State	w 83-65	864
3 POINT FG-ATT	69-201	61-245	12/17/20	TEMPLE	w 103-41	3500
3-point FG pct	.343	.249	* 12/31/20	FLORIDA	w 75-59	3500
3-pt FG made per game	4.6	4.1	* 01/04/21	at Alabama	w 77-60	637
FREE THROWS-ATT	236-361	132-215	* 01/10/21	at #10/8 Kentucky	w 75-70	1200
Free throw pct	.654	.614	* 01/14/21	at Vanderbilt	w 106-43	24
F-Throws made per game	15.7	8.8	* 01/18/21	#15/16 ARKANSAS	w 104-82	3500
REBOUNDS	754	493	* 01/21/21	#22/23 GEORGIA	w 62-50	3500
Rebounds per game	50.3	32.9	* 01/24/21	at LSU	w 69-65	918
Rebounding margin	+17.4	-	* 01/28/21	at #21/19 Mississippi State	w 75-52	1000
ASSISTS	224	137	* 01/31/21	ALABAMA	w 87-63	3500
Assists per game	14.9	9.1				
TURNOVERS	205	220				
Turnovers per game	13.7	14.7				
Turnover margin	+1.0	-				
Assist/turnover ratio	1.1	0.6				
STEALS	117	83				
Steals per game	7.8	5.5				
BLOCKS	113	68				
Blocks per game	7.5	4.5				
ATTENDANCE	24500	4643				
Home games-Avg/Game	7-3500	6-774				
Neutral site-Avg/Game	-	2-0				

@ = Bad Boy Mowers Crossover Classic (Sioux Falls, S.D.)
 < = SEC/Big 12 Challenge
 * = SEC game

Score by Periods	1st	2nd	3rd	4th	Totals
South Carolina	302	271	369	299	1241
Opponents	212	197	248	228	885