

## GAME 23 | SUNDAY, FEBRUARY 28, 2021

#5/6 SOUTH CAROLINA (19-3, 14-1) AT #3/3 TEXAS A&M (21-1, 12-1)

2 P.M. (ET) | COLLEGE STATION, TEXAS | REED ARENA

TV: ESPN2 | RADIO: 1320 AM  
 LIVE STATS: GAMECOCKS.STATBROADCAST.COM

### ABOUT TODAY'S GAME

- South Carolina is 7-3 all-time against Texas A&M after winning the last seven meetings. Eight of the 10 meetings were decided by single digits with five of those settled by three or fewer points.
- This is the second-straight season that the Gamecocks closed out their SEC slate with the Aggies. Last season's 60-52 victory in Columbia capped South Carolina's perfect 16-0 league record.
- With both teams suffering just one loss in league play this season, the winner of today's game will be the 2021 SEC Regular-Season Champion.
- A South Carolina win today would move head coach Dawn Staley into a tie with Texas A&M's Gary Blair for the most league wins by an active SEC head coach (153).
- This game features the SEC's two stingiest defenses in league play, during which the Gamecocks have allowed just 59.7 ppg and Texas A&M has yielded 60.7.
- South Carolina enters the game as the "underdog" (lower-ranked team) for the first time this season and the first time since they upset then-No. 2 Baylor on Nov. 30, 2019, as the No. 5 team in the country.

### GAMECOCK NOTABLES

- South Carolina's defense has held 16 opponents under 60 points this season, including eight of 15 SEC foes. Only five teams have scored at least 70 points against the Gamecocks with four of those games still yielding South Carolina victories.
- Ranking fourth in the nation in offensive rebounds (17.0), the Gamecocks have scored 17.6 second-chance points per game, which accounts for 22.4 percent of the team's total scoring.
- Unanimous AP Preseason All-American Aliyah Boston is the cliché of a walking double-double, posting one in 11 of her 22 games so far this season to rank 16th in the nation. Six of those double-doubles came against ranked opponents. More impressively, she averages a double-double overall (13.0 ppg/11.7 rpg), against SEC teams (13.4 ppg/12.3 rpg) and against ranked opponents (13.8 ppg/12.2 rpg). She is 12th in the nation in rebounding average, 20th in offensive rebounds per game (4.2) and 10th in blocked shots per game (3.0). Boston is on the current watch list for every National Player of the Year award, including Naismith Defensive Player of the Year and is on the Lisa Leslie Award Top 10, an award she won last season.
- Sophomore guard Zia Cooke has scored in double figures in all but three games this season, including four 20-point outings, which ties Boston for team-high honors. She has been the team's top scorer in 11 of 22 games to lead the Gamecocks as well. She is on the Ann Meyers Drysdale Award Top 10 and The Dawn Staley Award Midseason Watch List.
- Junior Destanni Henderson is the lightning-quick engine that powers the Gamecock offense, especially on the fast break. In SEC play, Henderson averages 4.5 fast-break points per game and assists on another 3.0, meaning 7.5 of the team's 16.1 fast-break points per game (.463) go through her hands.
- As opponents have locked in on stopping the Gamecock offense's primary options, senior LeLe Grissitt and sophomore Laeticia Amihere have stepped up their contributions the last two games. The duo combined to average 22.5 points per game in the last two victories, shooting 48.5 percent from the field.

### GAMECOCKS

19-3, 14-1 SEC

Ranking: 5/6 (AP/Coaches)

Head Coach: Dawn Staley

Record at SC: 324-101 (13th)

Career Record: 496-181 (21st)

Top Scorer: Zia Cooke (16.0)

Top Rebounder: Aliyah Boston (11.7)



### AGGIES

21-1, 12-1 SEC

Ranking: 3/3 (AP/Coaches)

Head Coach: Gary Blair

Record at TAM: 426-168

Career Record: 834-331

Top Scorer: Aaliyah Wilson (13.0)

Top Rebounder: N'dea Jones (10.4)



### SCHEDULE/RESULTS

Nov. 25	Charleston (SECN+)	W, 119-88
	<i>Women's Bad Boy Mowers Crossover Classic</i>	
Nov. 28	vs. South Dakota	W, 81-71
Nov. 29	vs. #21/20 Gonzaga	W, 79-72
Dec. 3	#8/6 NC State (ESPN2)	L, 46-54
	<i>SEC/Big 12 Challenge</i>	
Dec. 6	at #23/18 Iowa State (ESPNU)	W, 83-65
Dec. 17	Temple (SECN)	W, 103-41
Dec. 31	Florida* (ESPNU)	W, 75-59
Jan. 4	at Alabama (SECN)	W, 77-60
Jan. 10	at #10/8 Kentucky* (ESPN)	W, 75-70
Jan. 14	at Vanderbilt* (SECN+)	W, 106-43
Jan. 18	#15/16 Arkansas* (ESPN2)	W, 104-82
Jan. 21	#22/23 Georgia* (SECN)	W, 62-50
Jan. 24	at LSU* (SECN)	W, 69-65
Jan. 28	at #21/19 Mississippi St.* (ESPN)	W, 75-52
Jan. 31	Alabama* (SECN)	W, 87-63
Feb. 4	at Auburn* (SECN+)	W, 77-58
Feb. 8	at #2/5 UConn (FS1)	L, 59-63
Feb. 11	Missouri* (SECN)	W, 77-62
Feb. 14	LSU* (SECN)	W, 66-59
Feb. 18	at #21/21 Tennessee (SECN)	L, 67-75
Feb. 21	#17/17 Kentucky* (ESPN)	W, 76-55
Feb. 25	Ole Miss* (SECN+)	W, 68-43
Feb. 28	at #3/3 Texas A&M* (ESPN2)	2 p.m.
Mar. 3-7	SEC Tournament (Greenville, S.C.)	TBA

All Times Listed as Eastern and are subject to change

\* indicates SEC Game

SECN is SEC Network; SECN+ is SEC Network online via ESPN app

0

The Gamecocks have not been out-rebounded this season with just one team tying them in rebounds (at Tennessee, Feb. 18).

1

Aliyah Boston needs one double-double to move into the program's all-time top 10 in career double-doubles.

11

South Carolina is playing its 11th game vs. a ranked opponent this season today, more than any other team in the country.

11.7

Dawn Staley has averaged 11.7 SEC wins per season in her 13th season at South Carolina, the highest average in league history.












51.0

In the last five games, Destanni Henderson has shot a team-high 51.0 percent from the field, including 52.4 percent from 3-point range.

### TALE OF THE TAPE

	Points	FG%	3FG%	FT%	FTM per Game	Scoring Def.	FG% Def.	3FG% Def.	Reb. Margin	Assists	TO Margin	Blocks	Steals
<b>SOUTH CAROLINA</b>	78.7	.447	.331	.658	15.0	59.1	.359	.262	+16.1	13.5	+0.2	7.2	7.4
<b>TEXAS A&amp;M</b>	75.9	.478	.392	.729	15.2	60.4	.384	.392	+6.5	14.5	+1.8	3.3	7.8

# 2020-21 SOUTH CAROLINA MEDIA ROSTER

<b>0</b>		<p><b>Olivia Thompson</b> 5-8 • So. • Guard • Lexington, S.C.</p> <p>PPG <b>1.0</b> RPG <b>0.3</b> APG <b>0.1</b> FG% <b>.375</b> FT% <b>—</b></p>	<p><b>LAST GM:</b> 1 stl at Tennessee <b>NOTABLE:</b> Good outside shooter ... has played in 16 games this season, hitting a 3 in four ... 2019 SCBCA Class 5A Player of the Year and SC HS Sports Report co-Statewide Player of the Year.</p>	<p><b>Career Highs</b> <b>Pts:</b> 10 vs. Alabama St, 11/5/19 <b>Asst:</b> 2 vs. USC Upstate, 11/21/19 <b>Stl:</b> 1, 3x, at Tennessee, 2/18/21 <b>Reb:</b> 2 vs. Florida, 12/31/20 <b>Min:</b> 14 at Ole Miss, 1/30/20</p>
<b>1</b>		<p><b>Zia Cooke</b> 5-9 • So. • Guard • Toledo, Ohio <i>ZY-uh COOK</i></p> <p>PPG <b>16.0</b> RPG <b>2.8</b> APG <b>2.2</b> FG% <b>.389</b> FT% <b>.767</b></p>	<p><b>LAST GM:</b> 17 pts, 1 asst, 1 stl vs. Ole Miss <b>NOTABLE:</b> Explosive, athletic guard who finds the rim and has great body control ... 13th in SEC in ppg ... 19 games of 10+ points, including four 20-point games ... Naismith, Wade, Wooden Watch Lists; Drysdale Top 10.</p>	<p><b>Career Highs</b> <b>Pts:</b> 27 at Dayton 11/13/19 <b>Reb:</b> 7 at Dayton, 11/13/19 <b>Asst:</b> 5, 2x, vs. Florida, 12/31/20 <b>Stl:</b> 4 vs. USC Upstate, 11/21/19 <b>Min:</b> 37, 3x, at UConn, 2/8/21</p>
<b>2</b>		<p><b>Eniya Russell</b> 6-1 • Fr. • Guard • Baltimore, Md. <i>ih-NYE-uh</i></p> <p>PPG <b>3.5</b> RPG <b>1.1</b> APG <b>0.4</b> FG% <b>.361</b> FT% <b>.600</b></p>	<p><b>LAST GM:</b> 1 reb, 1 blk, 4 mins vs. Ole Miss <b>NOTABLE:</b> Good passer, can shoot deep 3, gets to the rim, strong pull-up game ... has played in 20 games, including all 15 in SEC ... 2 games of 10+ points ... scored 14.9 points per game as a high school senior.</p>	<p><b>Career Highs</b> <b>Pts:</b> 14 vs. Charleston, 11/25/20 <b>Reb:</b> 4 vs. Charleston, 11/25/20 <b>Asst:</b> 2 vs. Charleston, 11/25/20 <b>Stl:</b> 2, 2x, at Vandy, 1/14/21 <b>Min:</b> 20, 2x, at Vandy, 1/14/21</p>
<b>3</b>		<p><b>Destanni Henderson</b> 5-7 • Jr. • Guard • Fort Myers, Fla. <i>DES-tuh-nee</i></p> <p>PPG <b>12.0</b> RPG <b>4.9</b> APG <b>5.3</b> FG% <b>.446</b> FT% <b>.745</b></p>	<p><b>LAST GM:</b> 6 pts, 4 assts, 4 rebs vs. Ole Miss <b>NOTABLE:</b> Confident, explosive guard ... 1st in SEC in apg, 29th in nation ... in SEC games – 5.5 apg (1st) ... shooting 42.9% from 3 ... Crossover Classic MVP ... 2020 SEC All-Tournament, 2019 SEC All-Freshman Team.</p>	<p><b>Career Highs</b> <b>Pts:</b> 23 vs. Gonzaga, 11/29/20 <b>Reb:</b> 9 vs. S. Dakota, 11/28/20 <b>Asst:</b> 10 vs. Arkansas, 1/18/21 <b>Stl:</b> 5 at Temple, 12/7/19 <b>Min:</b> 40 at Tennessee, 2/18/21</p>
<b>4</b>		<p><b>Aliyah Boston</b> 6-5 • So. • For. • St. Thomas, U.S.V.I. <i>uh-LEE-uh</i></p> <p>PPG <b>13.0</b> RPG <b>11.7</b> BPG <b>3.0</b> FG% <b>.491</b> FT% <b>.714</b></p>	<p><b>LAST GM:</b> 7 pts, 11 rebs, 2 blks vs. Ole Miss <b>NOTABLE:</b> Captain ... physical, loves contact, good range ... 12th in NCAA in rpg, 2nd in SEC; 10th in NCAA in bpg, 1st in SEC ... vs. SEC 13.4 ppg (22nd), 12.3 rpg (T-1st), 3.7 bpg (1st) ... Preseason All-America, Naismith, Wade, Wooden Watch Lists.</p>	<p><b>Career Highs</b> <b>Pts:</b> 28 vs. Florida, 12/31/20 <b>Reb:</b> 25 vs. Arkansas, 1/9/20 <b>Blk:</b> 10, 2x, vs. Georgia, 1/21/21 <b>Stl:</b> 4, 2x, S. Dakota, 11/28/20 <b>Min:</b> 43 at UConn, 2/8/21</p>
<b>5</b>		<p><b>Victoria Saxton</b> 6-2 • Jr. • Forward • Rome, Ga. <i>vic-TAR-ee-uh</i></p> <p>PPG <b>9.6</b> RPG <b>6.4</b> BPG <b>1.5</b> FG% <b>.580</b> FT% <b>.594</b></p>	<p><b>LAST GM:</b> 10 pts, 8 rebs, 3 stls vs. Ole Miss <b>NOTABLE:</b> Team captain ... lithe, athletic forward, quick off the floor, great rebounder and shot blocker ... 20th in SEC in rpg, 5th in bpg, 9th in off. rpg (2.8) ... 10 games of 10+ points, 4 games of 10+ rebs ... 2019 SEC All-Freshman Team.</p>	<p><b>Career Highs</b> <b>Pts:</b> 20 at Vandy, 1/14/21 <b>Reb:</b> 12, 2x, vs. Florida, 12/31/20 <b>Blk:</b> 5, 2x, Charleston, 11/25/20 <b>Stl:</b> 3, 4x, at Auburn, 2/4/21 <b>Min:</b> 32 at Iowa State, 12/6/20</p>
<b>11</b>		<p><b>Destiny Littleton</b> 5-9 • Jr. • Guard • San Diego, Calif.</p> <p>PPG <b>2.9</b> RPG <b>2.7</b> APG <b>0.8</b> FG% <b>.381</b> FT% <b>.800</b></p>	<p><b>LAST GM:</b> 1 reb, 3 mins vs. Ole Miss <b>NOTABLE:</b> Big guard, good scorer/shooter ... returning from procedure to alleviate chronic ankle issues last season ... played in 19 games, 11 SEC ... scored in 11 games ... season-high 8 points twice – at Vanderbilt, vs. Alabama.</p>	<p><b>Career Highs</b> <b>Pts:</b> 22 vs. Northwestern St, 12/29/18* <b>Reb:</b> 8, 2x, vs. Charleston, 11/25/20 <b>Asst:</b> 7 vs. Northwestern St, 12/29/18* <b>Stl:</b> 3, 2x, at Oklahoma St, 2/12/19* <b>Min:</b> 34, 2x, vs. Kansas St, 2/17/19* <small>* indicates set prior to South Carolina</small></p>
<b>12</b>		<p><b>Brea Beal</b> 6-1 • So. • Guard • Rock Island, Ill. <i>BREE</i></p> <p>PPG <b>7.9</b> RPG <b>4.8</b> APG <b>1.0</b> FG% <b>.453</b> FT% <b>.581</b></p>	<p><b>LAST GM:</b> 8 pts, 9 rebs, 2 blks vs. Ole Miss <b>NOTABLE:</b> Big, physical guard who got stronger in offseason ... brings intangibles, incredible competitiveness ... takes toughest defensive assignment ... 10+ points in six games, 2 gms 10+ rebs ... shot 3-of-4 vs Ole Miss.</p>	<p><b>Career Highs</b> <b>Pts:</b> 22 vs. Arkansas, 1/18/21 <b>Reb:</b> 13 at Missouri, 1/16/20 <b>Asst:</b> 4, 3x, at LSU, 1/24/21 <b>Stl:</b> 3, 4x, vs. Miss. State, 1/20/20 <b>Min:</b> 45 at UConn, 2/8/21</p>
<b>15</b>		<p><b>Laeticia Amihere</b> 6-4 • So. • For. • Mississauga, Ontario <i>luh-TEE-shuh ah-MEE-hear</i></p> <p>PPG <b>6.8</b> RPG <b>5.4</b> BPG <b>1.0</b> FG% <b>.379</b> FT% <b>.588</b></p>	<p><b>LAST GM:</b> 8 pts, 3 rebs vs. Ole Miss <b>NOTABLE:</b> Explosive, athletic forward with solid guard skills ... growing confidence with more game action ... 11th in SEC in bpg ... 10+ points 7 times, 10+ rebounds 3 times, 3+ blocks 3 times.</p>	<p><b>Career Highs</b> <b>Pts:</b> 16 at Ole Miss, 1/30/20 <b>Reb:</b> 15 vs. NC State, 12/3/20 <b>Blk:</b> 3, 7x, vs. Arkansas, 1/18/21 <b>Stl:</b> 4 vs. Georgia, 1/21/21 <b>Min:</b> 30 vs. S. Dakota, 11/28/20</p>
<b>24</b>		<p><b>LeLe Grissett</b> 6-2 • Sr. • G/F • Durham, N.C. <i>LEE-lee grih-SET</i></p> <p>PPG <b>7.0</b> RPG <b>4.4</b> APG <b>1.0</b> FG% <b>.518</b> FT% <b>.561</b></p>	<p><b>LAST GM:</b> 12 pts, 5 rebs, 2 assts vs. Ole Miss <b>NOTABLE:</b> Long, versatile and high-energy guard who can play any position on the floor, including recent time at point guard ... "big guard" who can score in the post and rebound ... 14th in SEC in off. rpg (2.4) ... 10+ pts in 5 gms.</p>	<p><b>Career Highs</b> <b>Pts:</b> 22 at Vanderbilt, 1/18/18 <b>Reb:</b> 12 at Vandy, 1/14/21 <b>Asst:</b> 4, 2x, vs. Arkansas, 3/7/20 <b>Stl:</b> 4, 2x, vs. Georgia, 3/6/20 <b>Min:</b> 29 vs. Tennessee, 1/14/18</p>
<b>32</b>		<p><b>Elysa Wesolek</b> 6-1 • Jr. • Forward • Charleston, S.C. <i>uh-LISS-uh WES-uh-leck</i></p> <p>PPG <b>0.4</b> RPG <b>1.4</b> BPG <b>0.2</b> FG% <b>.300</b> FT% <b>.000</b></p>	<p><b>LAST GM:</b> 1 reb, 2 mins vs. Kentucky <b>NOTABLE:</b> Solid shooting forward ... has played in 14 games, including 10 SEC ... appeared in 20 games in 2019-20, including 10 of 16 SEC contests ... has one double-figure scoring game in her career ... 2018 SCISA Miss Basketball.</p>	<p><b>Career Highs</b> <b>Pts:</b> 10 vs. ETSU, 11/22/18 <b>Reb:</b> 2, 9x, vs. Georgia, 1/21/21 <b>Asst:</b> 1, 6x, at Missouri, 1/16/20 <b>Stl:</b> 2 vs. USC Upstate, 11/21/19 <b>Min:</b> 13 at Vandy, 1/14/21</p>

## QUICK FACTS

### The University

**Location:** Columbia, S.C.  
**Founded:** 1801  
**Enrollment:** 33,176  
**Colors:** Garnet (PMS 202C) and Black  
**Nickname:** Gamecocks  
**Conference:** Southeastern  
**President:** Bob Caslen  
**Athletics Director:** Ray Tanner  
**Facility:** Colonial Life Arena (18,000)

### Coaching Staff

**Head Coach:** Dawn Staley  
**Alma Mater:** Virginia, 1992  
**Overall Record:** 496-181 (21st season)  
**School Record:** 324-101 (13th season)  
**Assoc. Head Coach, Alma Mater:**  
 Lisa Boyer, Ithaca, 1979 (13th season)  
**Assistant Coaches, Alma Mater:**  
 Fred Chmiel, Excelsior, 2001 (6th season)  
 Jolette Law, Iowa, 1990 (4th season)

### Team Information

**2019-20 Record:** 32-1  
 Home: 15-0 Away: 12-0 Neutral: 5-1  
**SEC Record (Finish):** 16-0 (1st)  
 Home: 8-0 Away: 8-0  
**Letterwinners Returning/Lost:** 9/2  
**Starters Returning/Lost:** 3/2

### Program History

**First Year of Women's Basketball:** 1974-75  
**All-Time Record:** 904-530 (47th season)  
**All-Time SEC Record:** 206-68 (30th season)  
**NCAA Appearances (Last):** 16 (2019)  
**NCAA Tournament Record:** 28-14  
**2019 NCAA Result:** Sweet 16, L, 68-93 vs. Baylor, Greensboro, N.C.  
**WNIT Appearances (Last):** 4 (2011)  
**WNIT Record:** 3-4

### Media Relations

**Women's Basketball Contact:** Diana Koval  
**Office:** 803.777.7977  
**Cell:** 314.369.6050  
**Email:** dkoval@mailbox.sc.edu  
**Press Row Phone:** 803.777.6182  
**Women's Basketball on Social Media:**  
**Twitter:** @GamecockWBB  
**Instagram:** @GamecockWBB  
**Facebook:** @GamecockWBB  
**TikTok:** @GamecockWBB  
**Head Coach on Social Media**  
**Twitter:** @DawnStaley  
**Instagram:** @Staley05  
**Athletics Department on the Web**  
**Website:** GamecocksOnline.com  
**Twitter:** @GamecocksOnline  
**Instagram:** @GamecocksOnline  
**Facebook:** Facebook.com/GamecocksOnline  
**YouTube:** YouTube.com/GamecocksOnline

## CURRENT STREAKS

	Total	Home	Road	Neut.
Overall	W2	W9	L2	W7
SEC	W2	W16	L1	—
Non-Conference	L1	W1	L1	W7
Ranked Teams	W1	W3	L2	W4

## Five-Second Count

South Carolina women's basketball is in the midst of its most successful era, claiming at least 20 wins for the last nine seasons, including four 30-win seasons in the last six campaigns. The Gamecocks have played in the NCAA Elite Eight three times in the last five NCAA Tournaments, including winning the 2017 National Championship, and have been ranked in the AP Top 25 for 165 consecutive weeks, 29 straight weeks in the top five – the longest active streak in the country. Staley has led the Gamecocks to their only No. 1 rankings in program history (12 weeks in 2014-15, 10 weeks in 2019-20, 3 weeks in 2020-21), five SEC regular-season titles and five SEC Tournament championships.

Under Staley's leadership, six Gamecocks have earned All-America status, two have earned SEC Player of the Year honors and 19 have picked up All-SEC recognition at least once. Eight Gamecocks have been selected in the WNBA Draft in the last five years, including 2018 No. 1 overall pick Aja Wilson, who went on to become the Gamecocks' second-straight WNBA Rookie of the Year (2018) and the program's first WNBA MVP (2020).

## Texas A&M Series Notes

The Gamecocks lead the series 7-3 after winning the last seven meetings between the teams. All but two games of the series have been decided by single digits with five of them decided by three or fewer points. Both teams have been ranked in nine of the 10 previous meetings, but today's is the series' first between top-five teams.

In last season's 60-52 win in Columbia (Mar. 1), the Gamecocks' defense helped build a steady lead through the first three quarters before South Carolina survived a fourth-quarter surge by the Aggies. The Gamecocks' frontcourt made the difference with Aliyah Boston posting a double-double and Mikiah Herbert Harrigan pouring in 20 points to lead all scorers.

## Road Ready

The Gamecocks are 277-258 all-time in road games, including a 102-44 mark under head coach Dawn Staley. Staley's .699 winning percentage on the road is the best of the Gamecocks' seven head coaches all-time.

In SEC road games, Gamecocks are 71-31 (.696) during Staley's tenure.

## Ranked Readings

South Carolina is 83-64 against nationally ranked opponents under head coach Dawn Staley, although that

## WHAT MATTERS

South Carolina head coach Dawn Staley picked "What Matters" as this season's theme, reflecting the value of knowing what matters most to you – your why – and how focusing on that provides a navigational guide through challenging times.

Each Gamecock wrote her own personal statement of "What Matters" to her. Pieces of each statement were blended together as a script for the video that launched the team.

That video and each Gamecocks' personal "What Matters" statement can be found at [GamecocksOnline.com/WhatMatters](http://GamecocksOnline.com/WhatMatters).

record is skewed by the early seasons of her tenure. The Gamecocks are 68-25 (.731) versus ranked foes since the start of the 2014-15 campaign, including a 24-18 mark against top-10 opponents during that time.

With a 7-3 record against ranked opponents season, the Gamecocks are second in the nation in wins over ranked opponents, trailing just Texas A&M's eight victories.

## Schedule Strength

The Gamecocks are second in the country in past opponents' winning percentage (.663) and leads the nation in all opponents' winning percentage (.678).

South Carolina's 10 games against nationally ranked opponents are tied with Kentucky for the most in the country.

The Gamecocks' 22-game schedule includes nine games against teams ranked in the most recent AP Top 25 and/or USA Today Coaches' Poll.

## Ranking Review

The Gamecocks are ranked No. 5 in the AP Poll and No. 6 in the USA Today Coaches' Poll this week.

Ranked in the AP Top 25 for the last 165 consecutive weeks, South Carolina has the fourth-longest active streak in the nation. With 29 consecutive appearances in the top five of the AP Poll, the Gamecocks have the longest active streak of top-five showings in the nation.

## Staley's Stand

In her 21st season as a head coach, Dawn Staley has a .733 (496-181) winning percentage, which ranks 13th in the nation among active head coaches with at least 10 seasons of experience (sixth among Power 5 conference coaches). The unanimous 2020 National Coach of the Year, she became the first person to win both a Naismith

## GAMECOCKS IN THE RANKINGS (thru games of 2/25)

Team	SEC	NCAA	Actual	Aliyah Boston	SEC	NCAA	Actual
Scoring Offense	2	18	78.7	Scoring Avg.	24	—	13.0
Scoring Defense	1	55	59.1	Rebounding Avg.	2	12	11.7
Scoring Margin	1	9	+19.6	Field Goal Percentage	8	80	.491
Field Goal Percentage	4	43	.447	Blocked Shots Per Game	2	10	3.0
Field Goal %age Def.	1	25	.359	Off. Rebs. Per Game	2	20	4.2
3-Point FG %age	7	81	.331	<b>Zia Cooke</b>	<b>SEC</b>	<b>NCAA</b>	<b>Actual</b>
3-Point FG %age Def.	1	20	.262	Scoring Avg.	13	145	16.0
3-Point FG Made/Gm.	13	289	4.3	<b>Destanni Henderson</b>	<b>SEC</b>	<b>NCAA</b>	<b>Actual</b>
Free Throw Percentage	12	259	.658	Assists Per Game	1	29	5.3
Rebounding Offense	1	2	48.9	Assist-to-Turnover Ratio	5	75	1.9
Rebounding Defense	2	—	32.8	Minutes Per Game	9	—	33.2
Rebounding Margin	1	3	+16.1	<b>Victoria Saxton</b>	<b>SEC</b>	<b>NCAA</b>	<b>Actual</b>
Assists Per Game	9	134	13.5	Rebounding Avg.	20	—	6.4
Steals Per Game	9	190	7.4	Blocked Shots Per Game	5	86	1.5
Turnover Margin	10	161	+0.2	Off. Rebs. Per Game	9	—	2.8
Turnovers Per Game	—	62	14.0				
Assist-to-Turnover Ratio	6	100	1.0				
Blocked Shots Per Game	1	1	7.2				
Home Attendance Avg.	1	1	3,500				

Player of the Year Trophy and a Naismith Coach of the Year Trophy.

Leading the Gamecocks for the 13th season, Staley is the program's all-time winningest coach (324) with a program-record nine postseason appearances (8 NCAA/1 WNIT). She accounts for both of the Gamecocks' Final Four appearances (2015, 2017) and the first national championship in program history.

After winning five SEC regular-season titles, Staley has won 152 SEC games to rank second among active league coaches (Gary Blair, Texas A&M, 153) and fourth all-time. Her 11.7 SEC wins average is the best in league history, and her .741 SEC winning percentage (152-53) is second only to Tennessee's Pat Summitt (.874) in league history.

**Preseason Props**

After ending the shortened 2019-20 season at No. 1, the Gamecocks opened 2020-21 in that spot on every preseason poll. It marked the first preseason No. 1 ranking for the program.

SEC coaches and media were unanimous in their pick of the Gamecocks to repeat as SEC regular-season champion.

**Who to Watch**

A trio of Gamecocks captured preseason recognition, and two continue to appear on all the major watch lists.

Sophomore Aliyah Boston leads the way as a unanimous AP Preseason All-America selection, Wade

Trophy Watch List member and Preseason All-SEC First-Team selection by both the coaches and media. She is on the Naismith Trophy Midseason Team, Wooden Award Late Season Watch List and Lisa Leslie Award Top 10 and is a semifinalist for Naismith Defensive Player of the Year.

Sophomore Zia Cooke is just behind Boston as an All-SEC Preseason Second-Team by the league's coaches. She appears on the most current lists for all three national player of the year awards and is on the Ann Meyers Drysdale Award Top 10 and The Dawn Staley Award Midseason Watch List.

Junior Destanni Henderson joined Cooke on The Dawn Staley Award Midseason Watch List, and sophomore Brea Beal was on the preseason Cheryl Miller Award Watch List.

**Historic Boston**

With her 16 points, 11 rebounds and 10 blocks against #22/23 Georgia (Jan. 21), Unanimous AP Preseason All-American Aliyah Boston became the first Gamecock to record a triple-double against an SEC opponent and against a ranked opponent. Hers was just the seventh triple-double in an SEC regular-season game in league history; it was just the second that included blocked shots.

Boston is also the first in Gamecock history to record multiple triple-doubles in her career, joining just two other SEC players in that category in league history. She is the first to do it with blocked shots.

Boston's 24 double-doubles in 55 career games are one shy of the program's top 10. Fifteen of those 24 have come

in SEC play, which is the third-most in program history, trailing only A'ja Wilson (2015-18) with 21 and Alaina Coates (2014-17) with 27. Twelve of the 24 have been against ranked opponents, including five this season.

In just her 47th career game, Boston reached the program's career top 10 in blocked shots (130), hitting the mark 11 games faster than record-holder A'ja Wilson, who finished her career with 363 blocks in 138 games. Boston is currently sixth with 151 career blocks, 13 away from Elem Ibiam (2012-15) in fifth place.

**NATIONAL RANKINGS**

**Associated Press Poll (Feb. 22)**

1. UConn	18-1
2. NC State	15-2
3. Texas A&M	20-1
4. Stanford	20-2
5. South Carolina	18-3
6. Louisville	20-2
7. Baylor	17-2
8. Maryland	16-2
9. Arizona	15-2
10. UCLA	13-4
11. Indiana	14-4
12. Michigan	13-2
13. South Florida	13-1
14. Oregon	13-6
15. Ohio State	13-4
16. Arkansas	17-7
17. Georgia	17-4
18. West Virginia	17-3
19. Kentucky	15-6
20. Tennessee	13-6
21. Gonzaga	19-3
22. South Dakota State	19-2
23. Missouri State	15-2
24. DePaul	13-5
25. Rutgers	10-3

**USA Today/WBCA Coaches' Poll (Feb. 23)**

1. UConn	18-1
2. Stanford	21-2
3. Texas A&M	20-1
4. NC State	15-2
5. Louisville	20-2
6. South Carolina	18-3
7. Baylor	17-2
8. Maryland	16-2
9. Arizona	15-3
10. UCLA	13-4
11. Indiana	14-4
12. Michigan	13-2
13. South Florida	13-1
14. Ohio State	13-4
15. Oregon	13-6
16. Arkansas	17-7
17. Kentucky	15-6
18. Georgia	17-4
19. Missouri State	15-2
Gonzaga	19-3
21. Tennessee	13-6
22. West Virginia	17-3
23. DePaul	13-5
24. South Dakota State	19-2
25. Northwestern	12-5

**FROM THE WEIGHT ROOM...**

The Gamecocks' athleticism and physicality are both natural and fine-tuned by hours in the weight room under the guidance of sports performance coach Molly Binetti. A few key measurements from the team...

**Wingspan**

Laeticia Amihere – 6-foot-10  
Aliyah Boston – 6-foot-9.5  
Victoria Saxton – 6-foot-5

**Speed**

The Gamecock have serious speed in the open court. Laeticia Amihere registered the fastest 3/4-court sprint time at 2.96 seconds. Brea Beal, Zia Cooke, and Destanni Henderson all registered times between 3.1 and 3.15 seconds

**Power**

7 of 11 Gamecocks have a standing, two-foot vertical jump over 25 inches with Victoria Saxton leading the way at 29 inches. She can also touch 10-foot-5.

Amihere has a 27.9-inch vertical jump (a 6-inch improvement from last season) and can touch 10-foot-9.

Henderson improved her vertical jump from 24 inches to 27 inches this season.

6 Gamecocks have broad jumps greater than eight feet with Saxton leading at 9-foot-1.

**Strength**

8 of 11 Gamecocks back squat over 225 pounds – BEST: Amihere, 305

All 11 Gamecocks bench press over 135 pounds – BEST: Amihere, 175

10 of 11 Gamecocks can do multiple chin-ups – BEST: Cooke, 12

**TEAM STATEMENT ON NATIONAL ANTHEM DEMONSTRATION**

As a team, we have taken our season theme of "What Matters" to heart. We are a team of individuals who each have opinions about what matters most to us.

During the national anthem this season, each of us has made an individual decision about how to use our platform to call attention to what matters most to us. Many of us stay seated or kneel to shine a light on the need for racial equality, social justice and ending systemic racism in our country. One of us chooses to stand in honor of her family's military service.

The two positions are not mutually exclusive. Each action does not reflect one belief **OR** the other; we are capable of having multiple passions, multiple values. We do not believe that one action demonizes the other.

At the end of the anthem, just as before it, we are a team; and the best part of being on a team is learning from, accepting and supporting each other's decisions. While we differ in the way we express ourselves during the anthem, we are united by that unconditional support of each other.

We know that not everyone will agree with the decisions we made, but we ask that everyone respect our right to make them.

**GAMECOCKS IN 2020-21 NATIONAL POLLS**

Poll	Pre	11/30	12/7	12/14	12/21	12/28	1/4	1/11	1/18	1/25	2/1	2/8	2/15	2/22	3/1	3/8	3/15	3/22	3/29	Final
Associated Press	1	1	5	5	5	5	5	5	4	4	2	1	2	5						
Coaches	1	—	4	4	4	4	4	4	3	3	1	3	3	6						

## Boardroom

South Carolina opened the season with a Staley-era record 73 rebounds against Charleston (Nov. 25) and hasn't looked back. The Gamecocks are second in the nation in rebounds per game (48.9) and third in rebound margin at an SEC-best +16.1 advantage.

The Gamecocks have not been out-rebounded this season and have a +12.9 rebounding margin in their nine games against ranked opponents. South Carolina is fourth in the nation in offensive rebounding (17.0) and averages 17.6 second-chance points. The Gamecocks are cleaning up an SEC-best 43.6 percent of their own missed shots, including 42.8 percent in SEC games.

Sophomore Aliyah Boston leads the way on the glass (11.7 rpg), ranking 12th in the nation and second in the SEC overall and tied for first in league games (12.3). Her 4.0 offensive rebounds per game are 20th in the country.

Junior Victaria Saxton and senior LeLe Grissett are also among the SEC's top 15 in offensive rebounds per game, ranking ninth (2.8) and 14th (2.4), respectively.

## Block Party

South Carolina is annually among the best shot blocking teams in the country, and the 2020-21 Gamecocks are no different as they lead the nation with 7.2 blocks per game, including 7.6 in SEC play.

Ten different Gamecocks have at least one block, and three rank among the league's top 15 in blocks per game.

Aliyah Boston averages an SEC-best 3.7 blocks in league games to sit at 10th in the country at 3.0 blocks per game on the season. She has 11 games of three or more blocks, including four of five or more.

Victaria Saxton is next in line with 1.5 blocks per game to rank fifth in the SEC, and Laeticia Amihere's 1.0 are 11th.

## Free for All

The Gamecocks continue to get to the free throw line at one of the highest rates in the country. South Carolina's

500 trips to the line are fifth in the nation. Its 329 made free throws rank 10th.

Zia Cooke leads the parade to the free throw line with 90 attempts this season, shooting 76.7 percent.

## They Got Next

The Gamecocks signed the No. 1 recruiting class in the country in November as Staley and her staff added four from the Class of 2021. All four are ranked among the top 14 players in the class, including the Nos. 2, 3 and 4 entries.

### Sania Feagin (6-3, F, Ellenwood, Ga.)

- No. 4 in Class of 2021
- 2021 Naismith Finalist; McDonald's All-American
- 2020 Georgia Gatorade Player of the Year and 6A First-Team All-State
- 2019-20 stats: 17.2 ppg, 10.4 rpg, 3.6 bpg

### Bree Hall (5-11, G, Dayton, Ohio)

- No. 14 in Class of 2021
- 2021 McDonald's All-American
- 2020 Div. I All-Ohio Second Team

- 2019-20 stats: 21.4 ppg, 7.4 rpg, .555 FG percentage

### Raven Johnson (5-8, G, Atlanta, Ga.)

- No. 2 in Class of 2021
- 2021 Naismith Finalist; McDonald's All-American
- 2020 Georgia All-Classification Player of the Year
- Led team to three straight state championships
- 2019-20 stats: 15.0 ppg, 3.9 apg, 4.3 spg

### Saniya Rivers (6-0, G, Wilmington, N.C.)

- No. 3 in Class of 2021
- 2021 Naismith Semifinalist; McDonald's All-American
- Two-time NC Gatorade Player of the Year
- 2020 All-Area Player of the Year
- 2019-20 stats: 25.0 ppg, 11.7 rpg, 6.3 spg

## 2020-21 DOUBLE-DOUBLES

### Aliyah Boston (11)

11/25	College of Charleston	11 pts/12 rebs
12/6	at Iowa State	13 pts/15 rebs
12/31	Florida	28 pts/16 rebs
1/10	at #10/8 Kentucky	20 pts/12 rebs
1/18	#15/16 Arkansas	26 pts/16 rebs
1/21	#22/23 Georgia	16 pts/11 rebs
1/24	at LSU	20 pts/14 rebs
2/8	at #2/5 UConn	17 pts/15 rebs
2/11	Missouri	11 pts/12 rebs
2/14	LSU	12 pts/13 rebs
2/18	at #21/21 Tennessee	17 pts/16 rebs

### Laeticia Amihere (3)

11/25	College of Charleston	11 pts/11 rebs
12/3	NC State	11 pts/15 rebs
12/21	#17/17 Kentucky	12 pts/13 rebs

### Victaria Saxton (2)

11/25	College of Charleston	19 pts/12 rebs
1/28	at #21/19 Mississippi State	13 pts/11 rebs

### LeLe Grissett (1)

11/25	College of Charleston	13 pts/10 rebs
-------	-----------------------	----------------

### Destanni Henderson (1)

1/18	#15/16 Arkansas	14 pts/10 assts
------	-----------------	-----------------

## GAMES LED TEAM IN ... (includes ties for team lead)

Scoring	2020-21	Career	Record
Zia Cooke	11	22	21-1
Aliyah Boston	6	13	11-1
Destanni Henderson	5	10	9-1
Victaria Saxton	2	3	3-0
Laeticia Amihere	1	2	1-1
LeLe Grissett	0	3	3-0
Destiny Littleton	0	3*	2-1
Brea Beal	0	1	1-0

Rebounding	2020-21	Career	Record
Aliyah Boston	17	42	40-2
Victaria Saxton	2	5	5-0
Laeticia Amihere	3	5	4-1
Destanni Henderson	2	3	3-0
LeLe Grissett	1	10	7-3
Brea Beal	1	5	5-0
Destiny Littleton	0	3*	1-2

Assists	2020-21	Career	Record
Destanni Henderson	17	25	22-3
Zia Cooke	4	6	5-1
Brea Beal	1	3	3-0
Aliyah Boston	2	2	2-0
Destiny Littleton	0	2*	2-0
Laeticia Amihere	0	1	1-0
LeLe Grissett	0	1	1-0

\* indicates includes games prior to transfer to SC

## MISCELLANEOUS STATS

Triple-Doubles	2020-21	Career	Record
Aliyah Boston	1	2	2-0
Double-Doubles	2020-21	Career	Record
Aliyah Boston	11	24	22-2
Laeticia Amihere	3	3	2-1
Victaria Saxton	2	3	3-0
LeLe Grissett	1	2	1-1
Destanni Henderson	1	1	1-0
Brea Beal	0	1	1-0
20+ Points	2020-21	Career	Record
Zia Cooke	4	9	9-0
Aliyah Boston	4	6	6-0
Destanni Henderson	3	4	4-0
Brea Beal	1	1	1-0
Victaria Saxton	1	1	1-0
LeLe Grissett	0	1	1-0
Destiny Littleton	0	1*	1-0

10+ Points	2020-21	Career	Record
Zia Cooke	19	43	40-3
Aliyah Boston	14	42	39-3
Destanni Henderson	14	32	29-3
Victaria Saxton	9	18	18-0
Laeticia Amihere	7	10	9-1
LeLe Grissett	5	18	16-2
Brea Beal	5	11	11-0
Eniyah Russell	2	2	2-0
Destiny Littleton	0	12*	9-3
Olivia Thompson	0	1	1-0
Elysa Wesolek	0	1	1-0

10+ Rebounds	2020-21	Career	Record
Aliyah Boston	15	31	29-2
Victaria Saxton	4	5	5-0
Brea Beal	2	7	6-1
Laeticia Amihere	3	3	2-1
LeLe Grissett	2	3	2-1
5+ Assists	2020-21	Career	Record
Destanni Henderson	11	19	17-2
Aliyah Boston	1	1	1-0
Destiny Littleton	0	1*	1-0

5+ Steals	2020-21	Career	Record
Destanni Henderson	0	1	1-0

5+ Blocks	2020-21	Career	Record
Aliyah Boston	4	10	10-0
Victaria Saxton	1	2	2-0

\* indicates includes games prior to transfer to SC

^ indicates program record

## 2020-21 AWARDS

### Brea Beal

Cheryl Miller Award Watch List (Preseason)

### Aliyah Boston

Naismith Defensive Player of the Year Semifinalist  
SEC Player of the Week (1/5-1/11, 1/19-25)  
ESPN Player of the Week (1/18-24)  
Wooden Award Late Season Top 20  
Naismith Trophy Midseason Team  
Wade Trophy Midseason Watch List  
Lisa Leslie Award Top 10 Watch List  
Preseason All-America (AP, Lindy's)  
Preseason All-SEC First Team (Coaches, Media)

### Zia Cooke

Wooden Award Late Season Top 20  
Naismith Trophy Midseason Team  
Wade Trophy Midseason Watch List  
Ann Meyers Drysdale Award Top 10 Watch List  
The Dawn Staley Award Midseason Watch List  
Preseason All-SEC Second Team (Coaches)  
Bad Boy Mowers Crossover Classic All-Tourn. Team

### Destanni Henderson

The Dawn Staley Award Midseason Watch List  
Bad Boy Mowers Crossover Classic Tournament MVP  
SEC co-Player of the Week (11/25-11/30)

### Dawn Staley

Naismith Coach of the Year Late Season Watch List

## IN THE STALEY ERA

### Wins

30-Win Seasons.....	4
25-Win Seasons.....	8
20-Win Seasons.....	9
Winning Seasons.....	10

### National Rankings

Weeks in the AP Top 25.....	170
Weeks in the AP Top 10.....	125
Weeks in the AP Top 3.....	57
Weeks at AP No. 1.....	25

### Postseason

NCAA Tournament Appearances.....	8
NCAA Sweet 16s.....	7
NCAA Final Fours.....	2
National Championships.....	1

### In the SEC

Regular-Season Championships.....	5
Regular-Season Top 5 Finishes.....	10
Tournament Championships.....	5

## 2020-21 GAMECOCK ROSTER

No.	Name	Pos.	Ht.	Yr.	Hometown/Last School
0	Olivia Thompson	G	5-8	So.	Lexington, S.C./Lexington
1	Zia Cooke	G	5-9	So.	Toledo, Ohio/Rogers
2	Eniyah Russell	G	6-1	Fr.	Baltimore, Md./Saint Vincent Pallotti
3	Destanni Henderson	G	5-7	Jr.	Fort Myers, Fla./Fort Myers
4	Aliyah Boston	F	6-5	So.	St. Thomas, U.S.V.I./Worcester (Mass.) Acad.
5	Victoria Saxton	F	6-2	Jr.	Rome, Ga./Model
11	Destiny Littleton	G	5-9	Jr.	San Diego, Calif./Texas
12	Breanna Beal	G	6-1	So.	Rock Island, Ill./Rock Island
15	Laeticia Amihere	F	6-3	So.	Mississauga, Ontario/Kings Way Christian
24	LeLe Grissett	G/F	6-2	Sr.	Durham, N.C./Hillside
32	Elysa Wesolek	F	6-1	Jr.	Charleston, S.C./Northwood Academy

**Head Coach:** Dawn Staley

**Assoc. Head Coach:** Lisa Boyer, **Assistant Coaches:** Fred Chmiel, Jolette Law

## TEAM SPECIALTY STATS

### South Carolina-Opponent

	Pts. in Paint	Pts. Off TOs	2nd Chance Pts	Fast Break Pts
11/25 CofC	74-18	21-8	34-8	43-5
11/28 vs. USD	42-50	9-11	14-2	27-11
11/30 vs. Gonz.	44-30	12-14	18-6	20-5
12/3 NCSU	28-30	4-6	6-6	12-9
12/6 at ISU	18-36	17-14	15-4	3-6
12/17 Temple	54-16	30-4	20-10	28-3
12/31 Fla.	40-28	18-9	15-9	14-8
1/4 at Ala.	46-32	18-4	22-11	21-4
1/10 at Ky.	56-34	11-22	23-10	12-8
1/14 at Vandy	66-32	25-6	20-2	41-12
1/18 Ark.	60-34	6-18	24-6	21-17
1/21 UGa	36-28	22-7	19-10	15-10
1/24 at LSU	48-32	15-14	8-7	30-6
1/28 at MSU	44-28	16-10	21-3	17-8
1/31 Ala.	44-34	14-17	10-4	12-11
2/4 at Aub.	44-28	5-11	16-6	9-0
2/8 at UConn	40-36	11-19	17-10	0-10
2/11 Mizzou	44-24	12-6	14-6	13-0
2/14 LSU	32-30	13-20	23-7	15-11
2/18 at Tenn.	40-40	17-17	13-11	3-10
2/21 Ky.	46-20	16-6	18-3	10-2
2/25 Miss.	34-20	15-10	18-7	13-2
2/28 at TAM				
Season Avg.	44.5-30.0	14.9-11.4	17.6-6.8	17.0-7.4
SEC Avg.	45.3-29.6	14.9-11.8	17.7-6.8	16.1-7.5

## STARTERS VS. BENCH

	SC Starters	Opp. Starters	SC Bench	Opp. Bench
11/25 CofC	67	25	52	13
11/28 vs. USD	57	62	24	9
11/30 vs. Gonz.	70	57	9	15
12/3 NCSU	27	54	19	0
12/6 at ISU	66	57	17	8
12/17 Temple	61	36	42	5
12/31 Miss.	69	6	44	15
1/4 at Ala.	66	11	56	4
1/10 at Ky.	58	49	17	21
1/14 at Vandy	67	37	39	6
1/18 Ark.	81	66	23	16
1/21 UGa	52	40	10	10
1/24 at LSU	61	40	8	25
1/28 at MSU	50	33	25	19
1/31 Ala.	62	52	25	11
2/4 at Aub.	52	46	25	12
2/8 at UConn	52	7	51	12
2/11 Mizzou	56	32	21	30
2/14 LSU	56	45	10	14
2/18 at Tenn.	57	61	10	14
2/21 Ky.	60	38	16	17
2/25 Miss.	48	28	20	15
2/28 at TAM				
Season Avg.	58.9	45.9	19.8	13.2
SEC Avg.	59.7	44.5	17.7	15.3

## 2020-21 SCORING DIFFERENTIALS

### Season

**Largest lead in a win**.....by 83 (119-36), 4th-0:45, vs. Charleston, 11/25  
**Largest deficit overcome to win**.....by 9 (32-41), 2nd, 0:02, at #10/8 Kentucky, 1/10  
**Largest lead given up in a loss**.....by 16 (37-21), 2nd, 1:43, at #21/21 Tennessee, 2/18  
**Largest deficit in a loss**.....by 9 (65-74), 4th, 00:47, at #21/21 Tennessee, 2/18

**Best Scoring Run**.....22 points, 2nd qtr., 0:31, at Vanderbilt, 1/14  
**Best Scoring Run Against**.....12 points, 4th qtr., 2:44, Georgia, 1/21

### In SEC Regular Season

**Largest lead in a win**.....by 63 (99-36), 4th, 4:43, at Vanderbilt, 1/14  
**Largest deficit overcome to win**.....by 9 (32-41), 2nd, 0:02, at #10/8 Kentucky, 1/10  
**Largest lead given up in a loss**.....by 16 (37-21), 2nd, 1:43, at #21/21 Tennessee, 2/18  
**Largest deficit in a loss**.....by 9 (65-74), 4th, 00:47, at #21/21 Tennessee, 2/18

**Best Scoring Run**.....22 points, 2nd qtr., 0:31, at Vanderbilt, 1/14  
**Best Scoring Run Against**.....12 points, 4th qtr., 2:44, Georgia, 1/21

## SOUTH CAROLINA'S RECORD WHEN...

	vs. Ranked	SEC	All		vs. Ranked	SEC	All
Record .....	7-3	14-1	19-3	Assist at least half of field goals made.....	2-0	2-0	4-0
Playing a ranked opponent.....	7-3	5-1	7-3	Assist on at least 2/3 of field goals made.....			0-0
Playing at home .....	3-1	8-0	10-1	Assist on less than half of field goals made.....	5-3	12-1	15-3
Playing on the road.....	3-2	6-1	7-2	Scoring more pts. in paint than opponent.....	6-1	14-0	17-1
Playing at neutral site .....	1-0		2-0	Scoring equal/fewer pts. in paint than opp.....	1-2	0-1	2-2
Leading at half .....	6-1	10-1	14-1	Scoring more pts. off TOs than opponent.....	4-0	9-0	12-0
Trailing at half .....	1-1	3-0	3-1	Scoring equal/fewer pts. off TOs than opp.....	3-3	5-1	7-3
Tied at half .....	0-1	1-0	2-1	Scoring more 2nd-chance pts.....	7-2	14-1	19-2
Playing an overtime game .....			0-1	Scoring equal/fewer 2nd-chance pts.....	0-1		0-1
0 players score in double figures.....			0-0	Scoring more fast break pts.....	6-1	13-0	17-1
1 player scores in double figures.....			0-0	Scoring equal/fewer fast break pts.....	1-2	1-1	2-2
2 players score in double figures.....	1-1	2-0	2-1	Wearing white uniforms.....	3-1	8-0	11-1
3 players score in double figures.....	3-2	5-1	6-2	Wearing black uniforms.....	4-2	6-1	8-2
4 players score in double figures.....	3-0	7-0	9-0	Wearing garnet uniforms.....			0-0
5 players score in double figures.....			1-0	Playing in November.....	1-0		3-0
More than 5 players in double figures.....			1-0	Playing in December.....	1-1	1-0	3-1
Starters out-score opponent's starters.....	7-1	14-0	18-1	Playing in January.....	4-0	8-0	8-0
Opponent's starters score equal/more.....	0-2	0-1	1-2	Playing in February.....	1-2	5-1	5-2
Bench out-scores opponent's bench.....	3-1	7-0	11-1	Playing in March.....			0-0
Opponent's bench scores equal/more.....	4-2	7-1	8-2	Playing during the day.....	3-0	6-0	10-0
Shooting 50% or better .....	2-0	3-0	5-0	Playing at night.....	4-3	8-1	9-3
Shooting between 40-49% .....	4-0	7-0	11-0	Playing on Sunday.....	4-0	5-0	7-0
Shooting between 30-39% .....	1-2	3-1	3-2	Playing on Monday.....	1-1	2-0	2-1
Shooting less than 30% .....	0-1		0-1	Playing on Tuesday.....			0-0
Opponent shoots 50% or better.....	1-0		1-0	Playing on Wednesday.....			1-0
Opponent shoots between 40-49%.....	1-1	2-1	3-1	Playing on Thursday.....	2-2	7-1	8-2
Opponent shoots between 30-39%.....	5-1	10-0	11-1	Playing on Friday.....			0-0
Opponent shoots between 20-29%.....	0-1	2-0	3-1	Playing on Saturday.....			1-0
Opponent shoots less than 20%.....			1-0	Margin is less than 5 pts. ....	0-1	1-0	1-1
Shooting better than opponent.....	7-0	13-0	17-0	Margin is between 5-9.....	2-1	2-1	3-2
Shooting worse than/equal to opponent.....	0-3	1-1	2-3	Margin is between 10-19.....	2-0	5-0	7-0
Having more FTs made than opponent.....	6-1	12-0	16-1	Margin is between 20-29.....	3-0	5-0	5-0
Having equal/fewer FTs made than opponent.....	1-2	2-1	3-2	Margin is between 30-39.....			0-0
Out-rebounding opponent.....	7-2	14-0	19-2	Margin is between 40-49.....			0-0
Having equal/fewer rebounds than opponent.....	0-1	0-1	0-1	Margin is 50 pts. or more.....		1-0	3-0
Having fewer TOs than opponent.....	4-0	8-0	11-0	Having a 20-pt. scorer.....	4-0	8-0	8-0
Having equal or more TOs than opponent.....	3-3	6-1	8-3	Having a 30-pt. scorer.....			0-0
Attempting more FT than 3FG.....	6-2	13-1	17-2	Scoring 49 points or less.....	0-1		0-1
Attempting equal/fewer FT than 3FG.....	1-1	1-0	2-1	Scoring 50-59 points.....	0-1		0-1
Making 5 or more 3FGs.....	2-0	4-0	7-0	Scoring 60-69 points.....	1-1	4-1	4-1
Making fewer than 5 3FGs.....	5-3	10-1	12-3	Scoring 70-79 points.....	4-0	7-0	8-0
Making no 3 FGs.....			0-0	Scoring 80-89 points.....	1-0	1-0	3-0
Attempting 15 or more 3FGs.....	2-0	6-0	8-0	Scoring 90-99 points.....			0-0
Attempting fewer than 15 3FGs.....	5-3	8-1	11-3	Scoring 100 points or more.....	1-0	2-0	4-0
No South Carolina players foul out.....	6-2	14-1	18-2	Opponent scores 49 points or less.....		2-0	4-0
One or more SC players foul out.....	1-1		1-1	Opponent scores 50-59 points.....	3-1	6-0	6-1
No opposing players foul out.....	4-2	8-0	11-2	Opponent scores 60-69 points.....	1-1	4-0	5-1
One or more opposing players foul out.....	3-1	6-1	8-1	Opponent scores 70-79 points.....	2-1	1-1	3-1
				Opponent scores 80-89 points.....	1-0	1-0	1-0
				Opponent scores 90-99 points.....			0-0
				Opponent scores 100 points or more.....			0-0

## 2020-21 TEAM HIGH/LOW – ALL GAMES

South Carolina Highs	South Carolina Lows	Category	Opponent Lows	Opponent Highs
119 vs. Charleston, 11/25	46 vs. NC State, 12/3	<b>Points in Game</b>	38, Charleston, 11/25	82, Arkansas, 1/18
62 vs. Arkansas, 2nd, 1/18	20 vs. NC State, 12/3	<b>Points in a Half</b>	13, at Vanderbilt, 1st, 1/14	50, at Tennessee, 2nd, 2/18
62 vs. Charleston, 1st, 11/25				
34 vs. Charleston, 3rd, 11/25	8 vs. NC State, 12/3	<b>Points in a Quarter</b>	0, at Vanderbilt, 2nd, 1/14	23, vs. Gonzaga, 1st, 11/29
				23, vs. South Dakota, 3rd, 11/29
42 at Vanderbilt, 1/14	20 vs. NC State, 12/3	<b>Field Goals Made</b>	13, Charleston, 11/25	32, Arkansas, 1/18
42 vs. Charleston, 11/25				
79 vs. Florida, 12/31	54 vs. Gonzaga, 11/29	<b>Field Goal Attempts</b>	55, vs. Gonzaga, 11/29	74, at Kentucky, 1/10
				74, Charleston, 11/25
.592 (42-71) vs. Charleston, 11/25	.270 (20-74) vs. NC State, 12/3	<b>FG Percentage</b>	.176 (13-74), Charleston, 11/25	.527 (29-55), vs. Gonzaga, 11/29
13 at Iowa State, 12/6	1 at UConn, 2/8	<b>3-Point FG Made</b>	1, Georgia, 1/21	9, vs. Gonzaga, 11/29
			1, Charleston, 11/25	
26 at Iowa State, 12/6	4 at Kentucky, 1/10	<b>3-Point FG Attempts</b>	5, Georgia, 1/21	27, at Iowa State, 12/6
.600 (6-10) vs. Alabama, 1/31	.111 (1-3) at UConn, 2/8	<b>3-Point FG Percentage</b>	.043 (1-23), Charleston, 11/25	.538 (7-13), Arkansas, 1/18
31 vs. Charleston, 11/25	4 vs. NC State, 12/3	<b>Free Throws Made</b>	3, at UConn, 2/8	20, at Tennessee, 2/18
			3, at Vanderbilt, 1/14	
47 vs. Charleston, 11/25	11 vs. NC State, 12/3	<b>Free Throw Attempts</b>	8, at UConn, 2/8	28, at Tennessee, 2/18
			8, vs. Georgia, 1/21	
.950 (19-20) vs. Alabama, 1/31	.533 (8-15) at UConn, 2/8	<b>FT Percentage</b>	.333 (5-15) at Miss. State, 1/28	.917 (11-12), at Kentucky, 1/10
			.333 (3-9), at Vanderbilt, 1/14	
73 vs. Charleston, 11/25	36 vs. Gonzaga, 11/29	<b>Rebounds</b>	24, at Iowa State, 12/6	49, NC State, 12/3
22 vs. Temple, 12/17	6 at Kentucky, 1/10	<b>Assists</b>	0, Charleston, 11/25	20, vs. Gonzaga, 11/29
14 vs. Georgia, 1/21	1 at Iowa State, 12/6	<b>Steals</b>	1, Temple, 12/17	12, at Kentucky, 1/10
14 vs. Georgia, 1/21	3 at LSU, 1/24	<b>Blocked Shots</b>	1, at LSU, 1/24	10, LSU, 2/14
21 at UConn, 2/8	6 vs. Temple, 12/17	<b>Turnovers</b>	8, vs. South Dakota, 11/28	23, Georgia, 1/21
22 vs. South Dakota, 11/28	8 vs. Temple, 12/17	<b>Fouls</b>	10, at Iowa State, 12/6	32, vs. Gonzaga, 11/29

## 2020-21 TEAM HIGH/LOW – SEC GAMES

South Carolina Highs	South Carolina Lows	Category	Opponent Lows	Opponent Highs
106 at Vanderbilt, 1/14	60 vs. Georgia, 1/21	<b>Points in Game</b>	43, Ole Miss, 2/25	82, Arkansas, 1/18
			43, at Vanderbilt, 1/14	
62 vs. Arkansas, 2nd, 1/18	22 vs. LSU, 2/14	<b>Points in a Half</b>	13, at Vanderbilt, 1st, 1/14	50, at Tennessee, 2nd, 2/18
33 vs. Arkansas, 4th, 1/18	10 at Miss. State, 1st, 1/28	<b>Points in a Quarter</b>	0, at Vanderbilt, 2nd, 1/14	29, Florida, 3rd, 12/31
33 at Vanderbilt, 3rd, 1/14	10 at LSU, 2nd, 1/24			
42 at Vanderbilt, 1/14	22 vs. Georgia, 1/21	<b>Field Goals Made</b>	16, Ole Miss, 2/25	32, Arkansas, 1/18
79 vs. Florida, 12/31	57 at LSU, 1/24	<b>Field Goal Attempts</b>	56, at Alabama, 1/4	74, at Kentucky, 1/10
.553 (42-76) at Vanderbilt, 1/14	.355 (22-62) vs. Georgia, 1/21	<b>FG Percentage</b>	.262 (16-61), Ole Miss, 2/25	.451 (32-71), Arkansas, 1/18
8 vs. Arkansas, 1/18	2 at Miss. State, 1/28	<b>3-Point FG Made</b>	1, Georgia, 1/21	8, Missouri, 2/11
	2 at LSU, 1/24			
	2 vs. Georgia, 1/21			
	2 at Kentucky, 1/10			
17 at Vanderbilt, 1/14	4 at Kentucky, 1/10	<b>3-Point FG Attempts</b>	5, Georgia, 1/21	21, Missouri, 2/11
				21, vs. Alabama, 1/31
.600 (6-10) vs. Alabama, 1/31	.133 (2-15) at LSU, 1/24	<b>3-Point FG Percentage</b>	.150 (3-20), at Kentucky, 1/10	.538 (7-13), Arkansas, 1/18
19 vs. Alabama, 1/31	9 at Auburn, 2/4	<b>Free Throws Made</b>	3, at Vanderbilt, 1/14	20, at Tennessee, 2/18
19 at Miss. State, 1/28				
25 vs. LSU, 2/14	12 vs. Florida, 12/31	<b>Free Throw Attempts</b>	8, Georgia, 1/21	28, at Tennessee, 2/18
25 at LSU, 1/24				
25 at Vanderbilt, 1/14				
.950 (19-20) vs. Alabama, 1/31	.500 (12-24) at Alabama, 1/4	<b>FT Percentage</b>	.333 (5-15) at Miss. State, 1/28	.917 (11-12), at Kentucky, 1/10
			.333 (3-9), at Vanderbilt, 1/14	
60 at Vanderbilt, 1/14	38 vs. Missouri, 2/11	<b>Rebounds</b>	28, Ole Miss, 2/25	40, at Tennessee, 2/18
			28, at Vanderbilt, 1/14	
21 vs. Arkansas, 1/18	6 at Kentucky, 1/10	<b>Assists</b>	3, at Vanderbilt, 1/14	14, at Tennessee, 2/18
14 vs. Georgia, 1/21	4 at Auburn, 2/4	<b>Steals</b>	3, Florida, 12/31	12, at Kentucky, 1/10
	4 vs. Arkansas, 1/18			
14 vs. Georgia, 1/21	3 at LSU, 1/24	<b>Blocked Shots</b>	1, at LSU, 1/24	10, LSU, 2/14
20 vs. LSU, 2/14	8 vs. Missouri, 2/11	<b>Turnovers</b>	9, Arkansas, 1/18	23, Georgia, 1/21
20 vs. Georgia, 1/21				
20 at Tennessee, 2/18	12 at Auburn, 2/4	<b>Fouls</b>	14, Florida, 12/31	22, at LSU, 1/24
	12 at Vanderbilt, 1/14			



## 2020-21 INDIVIDUAL SUPERLATIVES – ALL GAMES

Category	South Carolina	Opponent
Points in Game	28 by Aliyah Boston vs. Florida, 12/31	32 by Rhyne Howard, at Kentucky, 1/10 32 by Ashley Joens, at Iowa State, 12/6
Points in a Half	23 by Destanni Henderson vs. Gonzaga, 2nd, 11/21	19 by Rhyne Howard, at Kentucky, 1/10 19 by Jordan Lewis, at Alabama, 2nd, 1/4
Points in a Quarter	15 by Aliyah Boston vs. Florida, 12/31	13 by Jordan Lewis, at Alabama, 3rd, 1/4
Field Goals Made	11 by Aliyah Boston vs. Arkansas, 1/18 11 by Aliyah Boston vs. Florida, 12/31	14 by Paige Bueckers, at UConn, 2/8
Field Goal Attempts	23 by Zia Cooke vs. Ole Miss, 2/25	26 by Paige Bueckers, at UConn, 2/8
FG Percentage	.900 (9-10) by Victoria Saxton at Vanderbilt, 1/14	.778 (7-9) by Jenn Wirth, vs. Gonzaga, 11/29
3-Point FG Made	5 by Zia Cooke vs. Temple, 12/17	4 by Cierra Walker, vs. Gonzaga, 11/29
3-Point FG Attempts	7 by Destanni Henderson at LSU, 1/24 7 by Zia Cooke vs. Temple, 12/17 7 by Zia Cooke vs. South Dakota, 11/28	9 by Chelsea Wooten, Charleston, 11/25
3-Point FG Percentage	1.000 (3-3) by Destanni Henderson vs. Alabama, 1/31	.667 (4-6) by Cierra Walker, vs. Gonzaga, 11/29
Free Throws Made	10 by Destanni Henderson vs. Gonzaga, 11/29	10 by Rennie Davis, at Tennessee, 2/18
Free Throw Attempts	13 by Destanni Henderson vs. Gonzaga, 11/29	11 by Jordan Lewis, at Alabama, 1/4
FT Percentage	1.000 (6-6) by Zia Cooke at Mississippi State, 1/28 1.000 (6-6) by Zia Cooke vs. Florida, 12/31	1.000 (10-10) by Rennie Davis, at Tennessee, 2/18
Rebounds	16 by Aliyah Boston at Tennessee, 2/18 16 by Aliyah Boston vs. Arkansas, 1/18 16 by Aliyah Boston vs. Florida, 12/31	12, 5x, most recent, by Rennie Davis, at Tennessee, 2/18
Assists	10 by Destanni Henderson vs. Arkansas, 1/18	7 by Jill Townsend, vs. Gonzaga, 11/29 7 by Liv Korngable, vs. South Dakota, 11/28
Steals	4 by Destanni Henderson, vs. Missouri, 2/11 4 by Laeticia Amihere vs. Georgia, 1/21 4 by Aliyah Boston vs. South Dakota, 11/28 4 by Destanni Henderson vs. Charleston, 11/25	6 by Paige Bueckers, at UConn, 2/8
Blocked Shots	10 by Aliyah Boston vs. Georgia, 1/21	7 by Faustine Aifuwa, LSU, 2/14
Turnovers	8 by Destanni Henderson at UConn, 2/8	6 by Kiara Smith, Florida, 12/31

## 2020-21 INDIVIDUAL SUPERLATIVES – SEC GAMES

Category	South Carolina	Opponent
Points in Game	28 by Aliyah Boston vs. Florida, 12/31	32 by Rhyne Howard, at Kentucky, 1/10
Points in a Half	19 by Aliyah Boston vs. Florida, 1st, 12/31	19 by Rhyne Howard, at Kentucky, 1/10 19 by Jordan Lewis, at Alabama, 2nd, 1/4
Points in a Quarter	15 by Aliyah Boston vs. Florida, 12/31	13 by Jordan Lewis, at Alabama, 3rd, 1/4
Field Goals Made	11 by Aliyah Boston vs. Arkansas, 1/18 11 by Aliyah Boston vs. Florida, 12/31	13 by Rennie Davis, at Tennessee, 2/18 13 by Rhyne Howard, at Kentucky, 1/10
Field Goal Attempts	23 by Zia Cooke vs. Ole Miss, 2/25	25 by Rhyne Howard, at Kentucky, 1/10
FG Percentage	.900 (9-10) by Victoria Saxton at Vanderbilt, 1/14	.538 (7-13) by Tiara Young, at LSU, 1/24
3-Point FG Made	3 by Zia Cooke at Auburn, 2/4 3 by Destanni Henderson, 3x, at Tenn., 2/18 vs. LSU, 2/14, vs. Ala., 1/31 3 by Brea Beal, 2x, vs. Arkansas, 1/18 and at Vandy, 1/14 3 by Aliyah Boston vs. Florida, 12/31	3, five times, most recently, by Shug Dickson, Missouri, 2/11
3-Point FG Attempts	7 by Zia Cooke at Auburn, 2/4 7 by Destanni Henderson at LSU, 1/24	8 by Rhyne Howard, Kentucky, 2/21
3-Point FG Percentage	1.000 (3-3) by Destanni Henderson vs. Alabama, 1/31	.667 (2-3) by Lauren Hansen, Missouri, 2/11 .667 (2-3) by Myah Taylor, at Mississippi State, 1/28
Free Throws Made	6 by LeLe Grissett vs. Ole Miss, 2/25 6 by Zia Cooke at Miss. St., 1/28; vs. Florida, 12/31 6 by Destanni Henderson at Kentucky, 1/10	10 by Rennie Davis, at Tennessee, 2/18
Free Throw Attempts	8 by LeLe Grissett vs. Ole Miss, 2/25 8 by Zia Cooke vs. Kentucky, 2/21 8 by Laeticia Amihere vs. LSU, 2/14	11 by Jordan Lewis, at Alabama, 1/4
FT Percentage	1.000 (6-6) by Zia Cooke at Mississippi State, 1/28 1.000 (6-6) by Zia Cooke vs. Florida, 12/31	1.000 (10-10) by Rennie Davis, at Tennessee, 2/18
Rebounds	16 by Aliyah Boston at Tennessee, 2/18 16 by Aliyah Boston vs. Arkansas, 1/18 16 by Aliyah Boston vs. Florida, 12/31	12 by Rennie Davis, at Tennessee, 2/18 12 by Faustine Aifuwa, LSU, 2/14
Assists	10 by Destanni Henderson vs. Arkansas, 1/18	5, 6x, most recently, by Mimi Reid, Ole Miss, 2/25
Steals	4 by Destanni Henderson, vs. Missouri, 2/11 4 by Laeticia Amihere vs. Georgia, 1/21	5 by Robyn Benton, at Kentucky, 1/10
Blocked Shots	10 by Aliyah Boston vs. Georgia, 1/21	7 by Faustine Aifuwa, LSU, 2/14
Turnovers	6 by Laeticia Amihere vs. LSU, 2/14 6 by Destanni Henderson at Tennessee, 2/18 6 by Destanni Henderson at LSU, 1/24 6 by Destanni Henderson at Kentucky, 1/10	6 by Kiara Smith, Florida, 12/31

## THE LAST TIME...

## INDIVIDUAL

## Scored 50 Points

**South Carolina** 51, Jocelyn Penn vs. Stetson, 1/4/03  
**Opponent** Never

## Scored 40 Points

**South Carolina** 51, Jocelyn Penn vs. Stetson, 1/4/03  
**Opponent** 46, Cornelia Gayden, LSU, 1/14/95

## Scored 30 Points

**South Carolina** 31, Te'a Cooper vs. Drake, 11/28/18  
**Opponent** 31, Paige Bueckers, at UConn, 2/8/21

## Grabbed 20 Rebounds

**South Carolina** 25, Aliyah Boston vs. Arkansas, 1/9/20  
**Opponent** 24, Teaira McCowan, at Mississippi State, 1/17/19

## Grabbed 15 Rebounds

**South Carolina** 16, Aliyah Boston at Tennessee, 2/18/21  
**Opponent** 18, Kiah Gillespie, Florida State, 3/24/19

## Two Players with 20 or More Points

**South Carolina** Destanni Henderson 22/Aliyah Boston 20 at Kentucky, 1/10/21  
**Opponent** Alexis Tolefree 22/Amber Ramirez 20, Arkansas, 1/9/20

## Two Players with 10 or More Rebounds

**South Carolina** Laeticia Amihere 13/Aliyah Boston 11 vs. Kentucky, 2/21/21  
**Opponent** Jakia Brown-Turner 12/Kayla Jones 12, NC State, 12/3/20

## Three or More Players with 10 or More Rebounds

**South Carolina** A. Boston 12/V. Saxton 12/L. Amihere 11/L. Grissett 10 vs. Charleston, 11/25/20  
**Opponent** W. Rolle 12/J. Breland 10/L. Broomfield 10, vs. North Carolina, 12/19/10

## Had 10 Assists

**South Carolina** 10, Destanni Henderson vs. Arkansas, 1/18/21  
**Opponent** 12, Channise Lewis, Maryland, 11/18/18

## Had Five Steals

**South Carolina** 5, Destanni Henderson at Temple, 12/7/19  
**Opponent** 5, Robyn Benton, at Kentucky, 1/10/21

## Had Five Blocked Shots

**South Carolina** 6, Aliyah Boston vs. LSU, 2/14/21  
**Opponent** 5, Tamari Key, at Tennessee, 2/18/21

## Had 20 Points and 20 Rebounds

**South Carolina** Aja Wilson (27 pts/24 rebs) vs. LSU, 2/22/18  
**Opponent** Teaira McCowan (26 pts/24 rebs) at Mississippi State, 1/17/19

## Had a Double-Double

**South Carolina** Laeticia Amihere (12 pts/13 rebs) vs. Kentucky, 2/21/21  
**Opponent** Rennia Davis (24 pts/12 rebs), at Tennessee, 2/18/21

## Two Players had a Double-Double

**South Carolina** Aliyah Boston (26 pts/16 rebs) / Destanni Henderson (14 pts/10 assts) vs. Arkansas, 1/18/21  
**Opponent** J. Brown-Turner (11 pts/12 rebs)/Kayla Jones (16 pts/12 rebs), NC State, 12/3/20

## Three or More Players had a Double-Double

**South Carolina** L. Amihere (11 pts/11 rebs) / A. Boston (11 pts/12 rebs) / L. Grissett (13 pts/10 rebs) / V. Saxton (19 pts/12 rebs) vs. Charleston, 11/25/20  
**Opponent** Shakira Austin (10 pts/16 rebs) / Kaila Charles (17 pts/10 rebs) / Channise Lewis (10 pts/12 assts), Maryland, 11/18/18

## Had a Triple-Double

**South Carolina** Aliyah Boston (16 pts/11 rebs/10 blks) vs. Georgia, 1/21/21  
**Opponent** Never

## TEAM

## Scored 100 Points

**South Carolina** 104 vs. Arkansas, 1/18/21  
**Opponent** 103, Clemson, 11/21/03

## Won by 30 or More Points

**South Carolina** 106-43 (63) at Vanderbilt, 1/14/21  
**Opponent** 66-34 (32), Georgia, 3/4/11

## Shot 65% or Better from the Field

**South Carolina** .667 (36-54) at Vanderbilt, 1/18/18  
**Opponent** Never

## Shot 60% or Better from the Field

**South Carolina** .603 (35-58) at Georgia, 1/26/20  
**Opponent** .604 (29-48), Vanderbilt, 1/18/01

## Shot 50% or Better from the Field

**South Carolina** .508 (31-61) vs. Alabama, 1/31/21  
**Opponent** .527 (29-55), vs. Gonzaga, 11/29/20

## No Players in Double-Figure Points

**South Carolina** at Auburn, 1/19/12  
**Opponent** Charleston, 11/25/20

## Five Players in Double-Figure Points

**South Carolina** vs. Temple, 12/17/20  
**Opponent** at Alabama, 1/5/20

## More Than Five Players in Double-Figure Points

**South Carolina** 7 vs. Charleston, 11/25/20  
**Opponent** 6 Maryland, 11/18/18

## Faced AP Top-25 Opponent

**Win** 76-55 vs. No. 17 Kentucky, 2/21/21  
**Loss** 67-75 at No. 21 Tennessee, 2/18/21

## Faced AP Top-10 Opponent

**Win** 75-70 at No. 10 Kentucky, 1/10/21  
**Loss** 46-54 vs. No. 8 NC State, 12/3/20

## Faced AP Top-5 Opponent

**Win** 70-52 vs. No. 5 UConn, 2/10/20  
**Loss** 59-63 at No. 2 UConn, 2/8/21

## Faced AP No. 1 Team

**Win** Never  
**Loss** 68-93 vs. Baylor, 3/30/19

## Overtime Game

**Win** 58-55 vs. Drexel, 11/28/12  
**Loss** 59-63 at No. 2/5 UConn, 2/8/21

## Double-Overtime Game

**Win** 82-73 at Purdue, 12/16/18  
**Loss** 92-94 at Clemson, 11/19/09

## South Carolina Was Ranked (AP Poll)

**No. 1** 2/8/21  
**Top 5** No. 5, 2/22/21  
**Top 10** No. 6, 12/2/19  
**Top 25** No. 15, 3/19/19

## SOUTH CAROLINA SINGLE-QUARTER RECORDS

TEAM	
<b>Scoring</b>	
<b>Most</b>	<b>Points</b>
1. vs. Saint Peter's, 11/22/16, 1st qtr.	37
2. at Vanderbilt, 1/12/20, 3rd qtr. vs. Alabama State, 3rd qtr.	36
4. vs. App State, 11/17/19, 1st qtr. vs. Arkansas, 3/8/19, 3rd qtr. at Arkansas, 2/3/19, 4th qtr. vs. Arkansas, 1/3/16, 2nd qtr.	35
<b>Fewest</b>	<b>Points</b>
1. vs. App State, 12/5/18, 4th qtr.	5
2. vs. Indiana, 11/28/19, 4th qtr. vs. St. John's, 11/25/17, 2nd qtr. vs. Stanford, 3/31/17, 2nd qtr. vs. UCLA, 12/18/16, 1st qtr.	6
<b>Fewest Allowed</b>	<b>Points</b>
1. at Vanderbilt, 1/14/21, 2nd qtr. at Ole Miss, 1/30/20, 1st qtr.	0
3. vs. UConn, 2/10/20, 1st qtr.	2
4. vs. App State, 11/17/19, 1st qtr. vs. Belmont, 3/22/19, 2nd qtr. vs. Savannah State, 12/17/17, 3rd qtr.	3
<b>Most Allowed</b>	<b>Points</b>
1. vs. Baylor, 12/2/18, 1st qtr. at Maryland, 11/13/17, 4th qtr. vs. Kentucky, 2/26/17, 4th qtr.	32
4. vs. Arkansas, 3/8/19, 3rd qtr. vs. Connecticut, 3/26/18, 1st qtr. vs. Syracuse, 3/25/16, 4th qtr.	30
<b>Margin of Difference</b>	
<b>Lead</b>	<b>Score Margin</b>
1. vs. Alabama State, 11/5/19, 3rd qtr.	36-9 +37
2. vs. App State, 11/17/19, 1st qtr.	35-3 +32
3. vs. Charleston, 11/25/20, 3rd qtr. vs. USC Upstate, 11/21/19, 3rd atr. vs. Arkansas, 1/3/16, 2nd qtr.	34-8 +26
5. vs. Saint Peter's, 11/22/16, 1st qtr.	37-12 +25
<b>Deficit</b>	<b>Score Margin</b>
1. vs. UConn, 2/1/18, 2nd qtr.	8-29 -21
2. at Tennessee, 2/15/18, 3rd qtr.	9-29 -20
3. vs. Baylor, 12/2/18, 1st qtr. at Mississippi State, 2/5/18, 4th qtr.	13-32 -19
5. vs. Indiana, 11/28/19, 4th qtr. vs. Connecticut, 3/26/18, 1st qtr.	6-24 -18
12-30 -18	
<b>Field Goals</b>	
<b>Made</b>	<b>FGM</b>
1. at Florida, 2/27/20, 1st qtr. vs. Saint Peter's, 11/22/16, 1st qtr.	15
3. vs. App State, 11/17/19, 1st qtr. vs. Notre Dame, 11/26/17, 4th qtr. vs. Arkansas, 1/3/16, 2nd qtr.	14
<b>Attempts</b>	<b>FGA</b>
1. vs. Arkansas, 3/7/20, 4th qtr.	28
2. vs. Arkansas, 1/9/20, 3rd qtr.	25
3. at Alabama, 1/4/21, 3rd qtr. vs. South Dakota, 11/28/20, 2nd vs. Charleston, 11/25/20, 3rd	24

<b>Highest Percentage</b>		<b>FGM-A</b>	<b>Pct</b>
1. vs. Kentucky, 3/5/16, 4th qtr.		11-13	.846
2. at Kentucky, 1/21/18, 3rd qtr.		9-11	.818
3. vs. Belmont, 3/22/19, 3rd qtr. vs. Quinnipiac, 3/25/17, 3rd qtr.		13-16	.813
5. vs. Charleston, 11/25/20, 2nd qtr. vs. Hampton, 12/16/15, 3rd qtr.		12-15	.800
		8-10	.800
<b>Lowest Percentage</b>		<b>FGM-A</b>	<b>Pct</b>
1. vs. Georgia, 1/12/17, 2nd qtr.		1-12	.083
2. vs. NC State, 12/3/20, 2nd qtr.		2-19	.105
3. at Iowa State, 12/6/20, 4th atr.		1-9	.111
4. vs. UCLA, 12/18/16, 1st qtr.		2-15	.133
5. vs. Stanford, 3/31/17, 2nd qtr.		2-14	.143
<b>Lowest Percentage Allowed</b>		<b>FGM-A</b>	<b>Pct</b>
1. at Vanderbilt, 1/14/21, 2nd qtr. at Ole Miss, 1/30/20, 1st qtr. vs. Purdue, 12/15/19, 4th qtr.		0-16	.000
4. vs. App State, 11/17/19, 1st qtr. vs. CofC, 12/5/17, 2nd qtr. vs. St. John's, 11/25/17, 1st qtr.		0-9	.000
		0-8	.000
		1-18	.056
		1-18	.056
		1-17	.059
<b>Highest Percentage Allowed</b>		<b>FGM-A</b>	<b>Pct</b>
1. vs. Drake, 11/24/18, 2nd qtr.		11-13	.846
2. at LSU, 1/15/17, 2nd qtr.		9-12	.750
3. vs. Tennessee, 1/14/18, 2nd qtr. vs. Quinnipiac, 3/25/17, 2nd qtr.		8-11	.727
5. vs. Connecticut, 3/26/18, 2nd qtr. at Missouri, 1/7/18, 4th qtr.		8-11	.727
		10-14	.714
		5-7	.714
<b>Rebounding</b>			
<b>Total</b>		<b>Rebs</b>	
1. vs. Arkansas, 3/7/20, 4th qtr.		28	
2. vs. Charleston, 11/25/20, 3rd qtr.		22	
3. vs. Charleston, 11/25/20, 1st qtr. at Ohio State, 11/14/16, 1st qtr.		20	
5. vs. Temple, 12/17/20, 4th qtr. vs. Arkansas, 1/9/20, 3rd qtr. vs. Arkansas, 1/9/20, 1st qtr. vs. Purdue, 12/15/19, 4th qtr. vs. CofC, 12/5/17, 1st qtr.		20	
		19	
		19	
		19	
		19	
		19	
<b>Margin</b>		<b>Rebs</b>	<b>Margin</b>
1. vs. Charleston, 11/25/20, 3rd qtr.		22-4	+18
vs. Arkansas, 3/7/20, 4th qtr.		21-5	+16
3. vs. Temple, 12/17/20, 4th qtr. at Alabama, 2/22/16, 4th qtr.		19-4	+15
5. vs. Arkansas, 1/25/18, 1st qtr. vs. Clemson, 12/15/16, 2nd qtr.		18-3	+15
		18-4	+14
		18-4	+14

## INDIVIDUAL

<b>Scoring</b>	
<b>Most</b>	<b>Points</b>
1. Kaela Davis at Auburn, 1/5/17, 1st qtr.	19
2. A'ja Wilson vs. Notre Dame, 11/26/17, 4th qtr.	18
3. Alexis Jennings at Florida, 2/17/19, 3rd qtr.	17
4. Aliyah Boston vs. Florida, 12/31/20, 2nd qtr. Herbert Harrigan vs. Texas A&M, 3/1/20, 1st qtr. Kaela Davis vs. Quinnipiac, 3/25/17, 3rd qtr . Tina Roy vs. Arkansas, 1/3/16, 3rd qtr.	15
	15
	15
	15
<b>Rebounding</b>	
<b>Most</b>	<b>Rebs</b>
1. Le'Lea Grissett at Vanderbilt, 1/14/21, 4th qtr.	9
Aliyah Boston vs. UConn, 2/10/20, 1st qtr.	9
Aliyah Boston vs. Arkansas, 1/9/20, 1st atr.	9
Alaina Coates at Arkansas, 2/5/17, 1st qtr.	9
Alaina Coates at Georgia, 1/26/17, 2nd qtr .	9



### Notables

- 5-Time National Attendance Leader (2015-present)
- NCAA Tournament Host in 2015, 2016, 2017, 2018
- 81 consecutive regular-season games with at least 10,000 fans (Jan. 2, 2015) – overall streak, including postseason games, is 46 (Nov. 10, 2017)
- 5 official sellouts (18,000) since 2015-16 season
- 2 undefeated seasons at home
- Longest home win streak – 45 games (2/24/13-2/4/16)

### Great Gamecock Fans

18,000	UConn, 2/10/20
18,000	Mississippi State, 3/3/19
18,000	UConn, 2/1/18
18,000	Kentucky, 2/26/17
18,000	UConn, 2/8/16
17,712	Clemson, 11/22/02*
17,156	Kentucky, 1/11/15
16,815	Ohio State, 11/13/15
16,465	Auburn, 1/2/15
16,429	Duke, 12/6/15

\* Inaugural Night of Colonial Life Arena

### Year-by-Year Record

Year	Record	Pct.	Att. Avg.
2002-03	14-2	.875	3,244
2003-04	5-6	.455	1,828
2004-05	8-9	.471	1,764
2005-06	12-5	.706	1,455
2006-07	15-5	.750	1,845
2007-08	12-6	.667	1,802
2008-09	6-9	.400	2,793
2009-10	7-5	.583	3,442
2010-11	14-5	.737	2,996
2011-12	12-3	.800	3,139
2012-13	12-3	.800	4,082
2013-14	16-0	1.000	6,371
2014-15	16-0	1.000	12,293
2015-16	16-1	.941	14,364
2016-17	15-1	.938	12,277
2017-18	15-2	.882	13,239
2018-19	11-4	.733	11,539
2019-20	14-0	1.000	11,805
2020-21	10-1	.909	3,500*
<b>Total</b>	<b>230-67</b>	<b>.774</b>	<b>6,127*</b>
<b>Staley Era</b>	<b>164-34</b>	<b>.828</b>	<b>8,195*</b>

\* 2020-21 attendance not counted in average due to COVID-19 regulation restrictions

In women's basketball, Colonial Life Arena has become one of the most feared places to play as enormous crowds fill the building with passion for the Gamecocks.

The state of South Carolina has rallied around head coach Dawn Staley's program in unprecedented numbers as the Gamecocks have led the nation in average attendance in each of the last six seasons. The Gamecocks were one of a few programs to finish the season averaging over 10,000 fans and boast five sellouts (18,000) in the last five seasons.

Colonial Life Arena is more than just the home of South Carolina men's and women's basketball, though. It is also a thriving entertainment venue that the city of Columbia and its surrounding metropolitan area are able to enjoy throughout the year.

Colonial Life Arena is the largest arena in the state of South Carolina with 18,000 seats, and the 10th-largest on-campus basketball facility in the nation. Located on the beautiful University of South Carolina campus, this one-of-a-kind facility features 41 suites, four entertainment suites, and the Frank McGuire Club, a full-service hospitality room that has a capacity of 300. The state-of-the-art facility also features plush seating, a technologically advanced sound system and a one-of-a-kind selection of unique concession foods that will delight fans of all ages.

In Summer 2017, a 12-display center-hung video board and ribbon boards were added to the arena bowl at a cost of \$4.2 million. The center-hung board features four convex-curved main displays that measure approximately 12' x 20' and can show any combination of live video, instant replays, statistics and game information, graphics and animations, and sponsorship messages.

The Arena has hosted numerous sold out shows, including Barnum and Bailey Circus, Paul McCartney, country superstars Kenny Chesney and Taylor Swift, WWE Wrestling, Kanye West and numerous other acts.

The largest building ever constructed at the University of South Carolina at 342,000 square feet, the Arena has an intimate double-deck design that puts every seat close to the action. The cantilever of the upper deck over the lower deck extends further than any other arena of its size with great sight lines.

Two spacious locker rooms for Gamecock men's and women's basketball include team meeting rooms, recruiting rooms, coaches locker rooms and an athletic training room.

***"It is a beautiful thing to see unfold because a lot of people really didn't think it could get done. I tip my hat to Gamecock Nation for making this a wonderful place and creating a home court advantage that allows us to win close basketball games."***

– South Carolina Head Coach Dawn Staley



# DAWN STALEY

## Head Coach

### 13th Season at South Carolina

Catapulting South Carolina into the national spotlight, Dawn Staley has made the Gamecocks a mainstay in the battle for SEC and national championships. In 2017-18, she capped her first decade in Garnet and Black by leading her team to its fourth-straight SEC Tournament title, the first four-peat champion in league history, and celebrating the program's first National Player of the Year and No. 1 WNBA Draft pick in Aja Wilson. Staley's staff has signed two No. 1 recruiting classes in the last three seasons (2019, 2021) and finished the 2019-20 season as the unanimous No. 1 team in the country.

Staley's 12 seasons at the helm of the Gamecocks include:

- 2017 NCAA National Championship
- 165 consecutive weeks ranked in the AP Top 25, including 94 weeks in the top five
- Eight 25-win seasons, including four 30-win campaigns led by a school-record 34 victories in 2014-15
- Five SEC regular-season championships (2014, 2015, 2016, 2017, 2020)
- Five SEC Tournament titles (2015, 2016, 2017, 2018, 2020)
- Six NCAA Attendance titles, averaging over 10,000 fans each season (2015, 2016, 2017, 2018, 2019, 2020)

While her coaching career is in full bloom, Staley is still recognized for her body of work as a one of the most decorated participants in United States women's basketball history. The Naismith Memorial Basketball Hall of Fame solidified that legacy with her enshrinement as part of the Class of 2013. The Phoenix Club of Philadelphia established the Dawn Staley Award recognizing the nation's top guard in women's Division I basketball in 2013 as well. Staley was inducted into the Women's Basketball Hall of Fame as part of the Class of 2012.

In her 21st season as a head coach, Staley has led her teams to 10 25-win seasons, a total of 16 postseason appearances (two WNIT) and 113 weeks in the Associated Press top 10, including 24 in the No. 1 spot. Also a force in USA Basketball, she was named the U.S. Women's National Team head coach for 2017-21, already leading the U.S. to 2018 FIBA World Cup gold to earn USAB National Coach of the Year honors. Prior to that appointment, Staley led three other U.S. teams to gold medals – 2015 FIBA U19 World Championships, 2014 FIBA U18 Americas Championship, 2007 Pan Am Games – and served as an assistant on the Senior National Team 2006-08 and again 2014-16, during which the U.S. claimed gold in the 2014 FIBA World Championship and the 2008 and 2016 Olympics.

At the helm of the Gamecocks over the last 12 seasons, Staley has twice been named National Coach of the Year (2014, 2020) with her 2020 unanimous selection making her the first former Naismith Player of the Year to earn the Naismith Coach of the Year award. She is a four-time SEC Coach of the Year and was the 2012 BCA Female Coach of the Year. She is the only Gamecock basketball coach – men's or women's – to amass 300 victories at South Carolina and became the fastest coach to 200 wins in program history, needing just 277 games at South Carolina to reach the plateau.

Staley has coached a National Player of the Year (Aja Wilson, 2018) and a National Freshman of the Year (Aliyah Boston, 2020). Under her leadership, Six Gamecocks have collected 12 All-America selections, two have picked up five SEC Player of the Year honors, three have earned SEC Defensive Player of the Year recognition a total of four times, one has been the SEC 6th Player of the Year and six were named SEC Freshman of the Year. She has coached 17 Gamecocks to All-SEC honors a combined 32 times, including 14 first-team selections, and eight Gamecocks have been selected in the WNBA Draft in the last five seasons, including 2018 No. 1 pick Aja Wilson who went on to earn WNBA Rookie of the Year honors a year after Allisha Gray became the first Gamecock to capture the honor in 2017. Two other Gamecock draftees earned WNBA All-Rookie Team honors as well.

On Staley's watch, the Gamecocks are enjoying the most sustained success in program history. After posting back-to-back 25-win seasons in 2011-12 and 2012-13 for the first time in more than 30 years, the 2014-15 team broke the school record with 34 wins. South Carolina won more SEC games than the season before in each of her first seven seasons, culminating in the 2015-16 team recording just the second 16-0 conference record in league history. Her Gamecocks are the only SEC program with multiple 16-0 seasons in league history after they matched that mark in 2019-20. Staley's 138 SEC wins account for 68.3 percent of the program's total 202 wins over its 28 seasons in the league. She has delivered the only five SEC championships in program history, and she has helped the Gamecocks to nine of the program's 10 top-four finishes in the league.

## YEAR-BY-YEAR AT SOUTH CAROLINA

Year	School	Record	Conf. Rec.	Conf. Finish	Postseason
2008-09	South Carolina	10-18	2-12	11th	
2009-10	South Carolina	14-15	7-9	T-7th	
2010-11	South Carolina	18-15	8-8	T-5th	WNIT 2nd Round
2011-12	South Carolina	25-10	10-6	T-4th	NCAA Sweet 16
2012-13	South Carolina	25-8	11-5	T-4th	NCAA 2nd Round
2013-14	South Carolina	29-5	14-2	1st	NCAA Sweet 16
2014-15	South Carolina	34-3	15-1	T-1st	SEC Tourn. Champ./NCAA Final Four
2015-16	South Carolina	33-2	16-0	1st	SEC Tourn. Champ./NCAA Sweet 16
2016-17	South Carolina	33-4	14-2	1st	SEC Tourn. Champ./NCAA Champ.
2017-18	South Carolina	29-7	12-4	T-2nd	SEC Tourn. Champ./NCAA Elite Eight
2018-19	South Carolina	23-10	13-3	2nd	NCAA Sweet 16
2019-20	South Carolina	32-1	16-0	1st	SEC Tourn. Champ./NCAA cancelled
2020-21	South Carolina	19-3	14-1		
<b>At SC</b>	<b>13th season</b>	<b>324-101</b>	<b>152-53</b>	<b>5 SEC Titles</b>	<b>5 SEC Tourn. Titles, 1 NCAA Title, 7 Sweet 16s</b>
<b>At Temple</b>	<b>8 seasons</b>	<b>172-80</b>	<b>100-25</b>	<b>3 A-10 Titles</b>	<b>4 A-10 Tourn. Titles, 6 NCAA appearances</b>
<b>Career</b>	<b>21st season</b>	<b>496-181</b>	<b>252-78</b>		

## QUICK FACTS

### Coaching Highlights

#### College

- 14 NCAA Tournament Appearances (8 at South Carolina)
- NCAA National Champion (2017)
- 15 20-Win Seasons (9 at South Carolina)
- 6 Regular-Season Conference Titles (SEC 2014, 2015, 2016, 2017, 2020; A-10 2008)
- 9 Conference Tournament Titles (SEC 2015, 2016, 2017, 2018, 2020; A-10 2002, 2004, 2005, 2006)
- National Coach of the Year (ESPN, AP, WBCA, Naismith, USBWA), 2020
- 3-time Naismith National Coach of the Year Finalist (2014, 2015, 2016)
- Basketball Times National Coach of the Year (2014)
- 4-time WBCA Region Coach of the Year (Region 3 2014, 2015, 2016; Region 1 2005)
- Six-time Conference Coach of the Year (SEC 2014, 2015, 2016, 2020; A-10 2004, 2005)

#### USA Basketball

- Senior National Team Head Coach (2017-present) – FIBA AmeriCup gold medal (2019), FIBA World Cup gold medal (2018), National Coach of the Year (2018)
- Senior National Team Asst. Coach (2006-08, 2014-16) – Rio Olympics gold medal (2016), FIBA World Championship gold medal (2014), Beijing Olympics gold medal (2008), FIBA Americas Championship gold medal (2007), FIBA World Championship bronze medal (2006)
- U19 National Team Head Coach – FIBA U19 World Championship gold medal (2015), co-National Coach of the Year (2015)
- U18 National Team Head Coach – FIBA U18 Americas Championship gold medal (2014)
- Pan Am Games Head Coach – Gold medal (2007)

### Playing Highlights

#### U.S. Professional – 11 seasons

- Five-time WNBA All-Star (2001, 2002, 2003, 2005, 2006)
- Two-time ABL All-Star (1997, 1998)
- WNBA All-Decade Team

#### USA Basketball

- Olympic gold medalist (1996, 2000, 2004)
- Flag bearer for U.S. in Olympic Games Opening Ceremony (2004)
- Two-time USA Basketball Female Athlete of the Year (1994, 2004)

#### College – Virginia (1989-92)

- Kodak All-America (1990, 1991, 1992)
- Honda-Broderick Cup Award for Collegiate Female Athlete of the Year (1991)
- Two-time ACC Player of the Year (1991, 1992)
- NCAA Tournament MOP (1991)

### Other Notables

- Naismith Memorial Basketball Hall of Fame, Class of 2013
- Order of the Palmetto Recipient (2013)
- Women's Basketball Hall of Fame, Class of 2012

## STALEY-ERA TEAM RECORDS

## Scoring

Most	Points
1. vs. Charleston, 11/25/20	119
2. vs. Savannah State, 12/14/14	111
3. at Vanderbilt, 1/14/21	106
4. vs. Arkansas, 1/18/21	104
5. at Alabama, 1/8/15	102

Fewest	Points
1. at Stanford, 11/26/10	32*
2. vs. Georgia, 3/4/11	34
3. vs. Mississippi State, 3/5/09	39
4. at Georgia, 1/13/13	40
5. at Mississippi State, 2/26/09	41

Fewest Allowed	Points
1. vs. South Carolina State, 12/14/11	21
2. vs. Presbyterian, 11/27/11	24
3. vs. NC Central, 12/1/14	26
vs. SC State, 12/22/13	26
5. vs. NC Central, 12/2/13	27

Most Allowed	Points
1. at Connecticut, 2/11/19	97
2. vs. Arkansas, 3/8/19	95
3. vs. Baylor, 12/2/18	94
vs. Connecticut, 3/26/18	94
at Clemson, 11/19/09	94

## Margin of Outcome

Victory	Score	Margin
1. vs. Charleston, 11/25/20	119-38	+81
2. vs. Charleston Southern, 11/8/13	99-29	+70
3. vs. Alabama State, 11/10/17	99-31	+68
vs. NC Central, 12/1/14	90-26	+64
5. at Vanderbilt, 1/14/21	106-43	+63

Defeat	Score	Margin
1. at Stanford, 11/26/10	32-70	-38
2. vs. Georgia, 3/4/11	34-66	-32
3. vs. Stanford, 12/19/08	47-78	-31
4. at Penn State, 11/21/10	48-78	-30
5. vs. Connecticut, 3/26/18	65-94	-29
vs. Connecticut, 12/28/08	48-77	-29

## Field Goals

Made	FGM
1. at Vanderbilt, 1/14/21	42
vs. Charleston, 11/25/20	42
3. vs. Arkansas, 1/18/21	40
4. vs. Temple, 12/17/20	39
vs. Savannah State, 12/17/17	39
vs. Western Carolina, 11/30/17	39
vs. Charleston Southern, 11/8/13	39

Attempts	FGA
1. vs. Arkansas, 3/7/20	82
2. at Arkansas, 2/3/19	80
3. vs. Florida, 12/31/20	79
4. at Vanderbilt, 1/14/21	76
vs. Penn State, 11/20/11	76

Highest Percentage (Min. 40 FGA)	FGM-A	Pct
1. at Vanderbilt, 1/18/18	36-54	.667
2. vs. Savannah State, 3/20/15	34-53	.642
3. at Alabama, 1/8/15	37-58	.638
4. vs. Kentucky, 2/26/17	34-55	.618
5. vs. Florida State, 3/29/15	30-49	.612

Lowest Percentage (Min. 40 FGA)	FGM-A	Pct
1. at Stanford, 11/26/10	12-55	.218
2. vs. Georgia, 3/4/11	12-52	.231
3. at Florida, 1/20/13	15-64	.234
4. at Kentucky, 2/5/09	13-55	.236
5. at Georgia, 1/2/11	13-54	.241

Lowest %age Allowed (Min. 40 FGA)	FGM-A	Pct
1. vs. South Carolina State, 12/14/11	6-48	.125
2. vs. NC Central, 12/2/13	8-50	.160
3. vs. Charleston, 11/25/20	13-74	.176
4. vs. Charleston Southern, 11/8/13	10-54	.185
5. vs. Arkansas, 3/6/15	11-57	.193
vs. Hampton, 11/22/12	11-57	.193

Highest %age Allowed (Min. 40 FGA)	FGM-A	Pct
1. vs. Connecticut, 3/26/18	37-63	.587
2. vs. Connecticut, 2/11/19	37-65	.569
3. vs. Connecticut, 12/28/08	35-62	.565
vs. Florida, 1/9/11	26-46	.565
5. vs. Tennessee, 1/14/18	31-55	.564

## 3-Point Field Goals

Made	3FGM
1. vs. Minnesota, 12/11/16	16
2. vs. Temple, 12/21/18	15
3. vs. Appalachian State, 12/5/18	14
at Auburn, 1/5/17	14
5. at Iowa State, 12/6/20	13

Attempts	3FGA
1. vs. Minnesota, 12/11/16	33
2. vs. Syracuse, 3/25/16	32
3. vs. Temple, 12/21/18	31
4. vs. Drake, 11/24/18 (includes overtime)	30
5. vs. Arkansas, 3/7/20	29
vs. Penn State, 11/20/11	29

Percentage (Min. 5 3FGA)	3FGM-A	Pct
1. vs. ETSU, 11/22/18	11-16	.688
2. vs. Kentucky, 2/18/18	6-9	.667
vs. Oregon State, 3/25/14	4-6	.667
vs. Ole Miss, 1/30/14	4-6	.667
vs. Savannah State, 12/28/13	4-6	.667
vs. Western Carolina, 12/29/12	6-9	.667
at Alabama, 1/10/10	8-12	.667
vs. Charlotte, 12/21/08	8-12	.667

## Free Throws

Made	FTM
1. vs. Savannah State, 12/14/14	34
vs. Oregon State, 3/25/14	34
3. vs. Missouri, 1/10/16	32
vs. Ole Miss, 1/30/14	32
at Mississippi State, 1/6/12	32

Attempts	FTA
1. at Mississippi State, 1/6/13	50
2. vs. Savannah State, 12/28/13	48
3. vs. Charleston, 11/25/20	47
vs. Savannah State, 12/14/14	47
5. vs. Missouri, 2/2/14	46

Percentage (Min. 10 FTA)	FTM-A	Pct
1. vs. Alabama, 1/31/21	19-20	.950
2. vs. Quinnipiac, 3/25/17	18-19	.947
3. at Texas A&M, 2/23/17	15-16	.923
4. vs. Kentucky, 2/18/18	23-25	.920
5. vs. Temple, 12/21/18	11-12	.917

## Rebounding

Total	Rebs
1. vs. Charleston, 11/25/20	73
2. vs. Arkansas, 1/25/18	62
vs. College of Charleston, 11/14/13	62
4. at Vanderbilt, 1/14/21	60
vs. Arkansas, 3/7/20	60

Margin	Rebs	Margin
1. vs. Charleston, 11/25/20	73-28	+45
2. vs. Savannah State, 12/14/14	56-21	+35
3. vs. Hampton, 12/16/15	52-19	+33
4. at Vanderbilt, 1/14/21	60-28	+32
5. vs. Arkansas, 1/25/18	62-31	+31

Offensive	Off. Rebs
1. vs. Elon, 11/9/12	29
2. vs. Arkansas, 3/7/20	28
3. vs. Arkansas, 1/25/18	27
vs. College of Charleston, 11/23/11	27
5. at Alabama, 1/4/21	26
vs. Kansas, 3/25/13	26
at Florida, 1/20/13	26

## Turnovers

Fewest	TOs
1. at Tennessee, 2/2/12	4
2. at Ole Miss, 1/4/18	5
vs. UNC Asheville, 3/17/17	5
vs. Vanderbilt, 2/16/17	5
vs. CSU Bakersfield, 11/28/15	5
at Clemson, 11/18/15	5
vs. Syracuse, 11/28/14	5
vs. Tennessee, 2/23/15	5
at Missouri, 2/28/13	5
vs. Georgia, 3/2/12	5
vs. Ole Miss, 3/3/11	5

Most	TOs
1. at Wake Forest, 12/3/08	32
2. at Ole Miss, 2/25/16	29
vs. Hampton, 11/22/12	29
vs. Kentucky, 1/15/12	29
5. at Kentucky, 1/13/11	28

## Assists

1. vs. Minnesota, 12/11/16	29
2. vs. NC Central, 12/1/14	26
3. vs. Winthrop, 12/13/15	25
vs. UNCG, 11/15/15	25
vs. San Diego State, 11/23/14	25
vs. Clemson, 11/20/14	25
vs. Alabama, 1/19/14	25
vs. Charleston Southern, 11/8/13	25

Steals	Stls
1. at Alabama State, 11/11/18	22
2. vs. Alabama State, 11/10/17	21
vs. NC Central, 12/1/14	21
vs. Furman, 12/11/11	21
5. vs. San Diego State, 11/23/14	18

Blocked Shots	BkSh
1. vs. Clemson, 11/15/18	16*
vs. Winthrop, 12/13/15	16*
3. vs. Arkansas, 3/6/15	15
4. vs. Georgia, 1/21/21	14
at Mississippi State, 2/6/14	14
vs. Kentucky, 1/9/14	14

\* indicates also a school record



# LAETICIA AMIHERE

6-4 • So. • Forward • Mississauga, Ontario

# 15

## Career Stats at South Carolina

Season	gp-gs	min/avg	fg-fga	pct	3fg-fga	pct	ft-fa	pct	off	def	tot	avg	pf	fo	ast	to	blk	stl	pts	avg
2019-20	29-0	372/12.8	48-115	.417	7-13	.538	33-61	.541	42	72	114	3.9	58	1	16	45	33	18	136	4.7
2020-21	22-1	407/18.5	55-145	.379	0-8	.000	40-68	.588	50	68	118	5.4	48	1	22	50	22	16	150	6.8
TOTAL	51-1	779/15.3	103-260	.396	7-21	.333	73-129	.566	92	140	232	4.5	106	2	38	95	55	34	286	5.6

## Career Notables

- In 2019-20, showed flashes of athleticism and talent that made her the No. 10 overall recruit in the Class of 2019
- Joined team in Jan. 2019 to recover from knee injury that ended her senior year of high school early
- Was part of Team Canada the competed at the FIBA Olympic Qualifying Tournament in Belgium (Feb. 7-9, 2020), during which Canada qualified for the Tokyo Olympics

## Season Highlights

- Added 15 pounds of muscle in the offseason and improved vertical jump from 22 to 28 inches, long jump from 7-8 to 8-4 and 3/4-court speed from 3.27 seconds to 2.96 seconds
- Tied for 11th in the SEC in blocked shots (1.0) ... ranks 13th in conference play (0.9)
- Caught fire in the fourth quarter against #17/17 Kentucky (Feb. 21), scoring six of her 12 points and pulling down five of her 13 rebounds in the final frame to notch her third double-double of the year, and first against SEC competition
- Cracked double figures for the second game in a row at Vanderbilt (Jan. 14), pouring in 11 points along with tying her career high in blocks and steals with three each
- Scored eight of her 10 points in the first half at #10/8 Kentucky (Jan. 10) to keep the game close and added her final points on a putback late in the third quarter that gave the Gamecocks their first lead of the night
- Drew her first career start against Temple (Dec. 17), scoring the first Gamecocks' first points of the game as part of her 11 in the outing for her fourth double-figure scoring game in six outings
- Hit a pair of free throws to stop an 8-2 first-quarter run at #23/18 Iowa State (Dec. 6), keeping the Gamecocks in front
- Snagged a career best 15 rebounds, seven coming on the offensive glass, against NC State (Dec. 3) to tally her second double-double of the season
- Played a career-high 31 minutes against South Dakota (Nov. 28) where she poured in 11 points off the bench
- Opened the season with her first career double-double, scoring 11 points and pulling down 11 rebounds against the College of Charleston (Nov. 25)

## Awards

SEC Winter Academic Honor Roll (2019-20)  
SEC Community Service Team (2019-20)

## High School

WBCA All-America Honorable Mention (2019)

## Team Canada

2020 FIBA Olympic Qualifying Tourn. (Belgium)  
2017 FIBA U19 World Cup, bronze medal  
2017 FIBA U19 World Cup, All-Tournament Team  
2016 FIBA U17 FIBA World Cup  
2015 FIBA U16 Americas Cup, gold medal

## Miscellaneous

	Season	Career	Record
Double-Doubles	3	3	2-1
10+ Points	7	11	10-1
10+ Rebounds	3	3	2-1
Team-High Pts.	1	2	1-1
Team-High Rebs.	3	5	4-1
Tm-High Assists	0	1	1-0

## Career Highs

Pts	16 at Ole Miss, 1/30/20
FG	6, 2x, last at Ole Miss, 1/30/20
FGA	16 vs. NC State, 12/3/20
3FG	2 at Ole Miss, 1/30/20
3FGA	3 at Ole Miss, 1/30/20
FT	5, 2x, last vs. Temple, 12/17/20
FTA	9 vs. College of Charleston, 11/25/20
Reb	15 vs. NC State, 12/3/20
Off Reb	7, 2x, last vs. Kentucky, 2/21/21
Blk	3, 7x, last vs. Arkansas, 1/18/21
Stl	4 vs. Georgia, 1/21/21
Asst	3, 2x, last vs. Duke, 12/19/19
Min	31 vs. South Dakota, 11/28/20

## SEC Career Highs

Pts	16 at Ole Miss, 1/30/20
FG	6, 2x, last at Ole Miss, 1/30/20
FGA	9, 3x, last at Mississippi State, 1/28/21
3FG	2 at Ole Miss, 1/30/20
3FGA	3 at Ole Miss, 1/30/20
FT	4 vs. LSU, 2/14/21
FTA	8 vs. LSU, 2/14/21
Reb	13 vs. Kentucky, 2/21/21
Off Reb	7 vs. Kentucky, 2/21/21
Blk	3, 5x, last vs. Arkansas, 1/18/21
Stl	4 vs. Georgia, 1/21/21
Asst	2, 5x, last at Tennessee, 2/18/21
Min	26 vs. Kentucky, 2/21/21

## GAME-BY-GAME

Opponent	Date	gs	min	Total		3-Pointers		Free throws		Rebounds				pf	a	t/o	blk	stl	pts	avg
				fg-fga	pct	3fg-fga	pct	ft-fa	pct	off	def	tot	avg							
COL. OF CHARLESTON	11/25/20	23	3-4	7.50	0-1	.000	5-9	.556	2	9	11	11.0	4	2	2	0	11	11.0		
vs South Dakota	11/28/20	30	4-12	3.33	0-1	.000	3-6	.500	5	4	9	10.0	3	1	2	3	0	11	11.0	
vs #21/20 Gonzaga	11/29/20	24	2-5	4.00	0-0	.000	2-5	4.00	1	3	4	8.0	3	2	1	1	0	6	9.3	
#8/6 NC STATE	12/03/20	27	5-16	3.13	0-2	.000	1-3	.333	7	8	15	9.8	1	2	2	0	11	9.8		
at #23/18 Iowa State	12/06/20	7	0-3	0.00	0-0	.000	4-4	1.000	2	0	2	8.2	5	1	1	0	0	4	8.6	
TEMPLE	12/17/20	15	3-6	5.00	0-1	.000	5-5	1.000	0	3	3	7.3	2	1	1	0	1	11	9.0	
FLORIDA	12/31/20	12	1-5	2.00	0-1	.000	0-0	.000	2	1	3	6.7	3	2	3	2	1	2	8.0	
at Alabama	01/04/21	15	1-7	1.43	0-0	.000	1-2	.500	4	1	5	6.5	0	0	5	0	0	3	7.4	
at #10/8 Kentucky	01/10/21	24	5-9	5.56	0-1	.000	0-0	.000	2	2	4	6.2	0	1	3	0	1	10	7.7	
at Vanderbilt	01/14/21	19	4-7	5.71	0-0	.000	3-5	.600	4	4	8	6.4	3	1	1	3	3	11	8.0	
#15/16 ARKANSAS	01/18/21	18	3-7	4.29	0-0	.000	0-0	.000	1	0	1	5.9	2	2	1	3	1	6	7.8	
#22/23 GEORGIA	01/21/21	17	1-4	2.50	0-0	.000	2-4	.500	2	0	2	5.6	3	1	2	1	4	4	7.5	
at LSU	01/24/21	7	0-0	0.00	0-0	.000	0-0	.000	0	2	2	5.3	1	0	1	0	0	0	6.9	
at #21/19 Mississippi State	01/28/21	18	3-9	3.33	0-1	.000	1-1	1.000	1	6	7	5.4	3	2	3	0	1	7	6.9	
ALABAMA	01/31/21	21	3-8	3.75	0-0	.000	1-1	1.000	1	0	1	5.1	1	0	1	0	1	7	6.9	
at Auburn	02/04/21	23	2-9	2.22	0-0	.000	2-6	.333	3	6	9	5.4	3	0	5	2	0	6	6.9	
at #2/5 UConn	02/08/21	13	2-5	4.00	0-0	.000	0-0	.000	1	1	2	5.2	0	0	2	0	1	4	6.7	
MISSOURI	02/11/21	15	2-5	4.00	0-0	.000	2-2	1.000	2	4	6	5.2	1	0	1	0	0	6	6.7	
LSU	02/14/21	19	1-5	2.00	0-0	.000	4-8	.500	1	4	5	5.2	3	0	6	0	0	6	6.6	
at #21/21 Tennessee	02/18/21	17	2-3	6.67	0-0	.000	0-0	.000	0	3	3	5.1	3	2	2	1	0	4	6.5	
#17/17 KENTUCKY	02/21/21	26	5-10	5.00	0-0	.000	2-2	1.000	7	6	13	5.5	2	1	2	1	2	12	6.8	
OLE MISS	02/25/21	17	3-6	5.00	0-0	.000	2-5	.400	2	1	3	5.4	2	1	3	1	0	8	6.8	
Totals		1	407	55-145	.379	0-8	.000	40-68	.588	50	68	118	5.4	48	22	50	22	16	150	6.8

Games played: 22  
Minutes/game: 18.5  
Points/game: 6.8  
FG Pct: 37.9  
3FG Pct: 0.0  
FT Pct: 58.8

Rebounds/game: 5.4  
Assists/game: 1.0  
Turnovers/game: 2.3  
Assist/turnover ratio: 0.4  
Steals/game: 0.7  
Blocks/game: 1.0



# BREA BEAL

6-1 • So. • Guard • Rock Island, Ill.

# 12

## Career Stats at South Carolina

Season	gp-gs	min/avg	fg-fga	pct	3fg-fga	pct	ft-fa	pct	off	def	tot	avg	pf	fo	ast	to	blk	stl	pts	avg
2019-20	33-33	702/21.3	72-173	.416	13-45	.289	44-79	.557	59	118	177	5.4	48	0	34	46	27	27	201	6.1
2020-21	22-21	546/24.8	68-150	.453	13-39	.333	25-43	.581	31	74	105	4.8	39	0	23	23	12	16	174	7.9
<b>TOTAL</b>	<b>55-54</b>	<b>1248/22.7</b>	<b>140-323</b>	<b>.433</b>	<b>26-84</b>	<b>.310</b>	<b>69-122</b>	<b>.566</b>	<b>90</b>	<b>192</b>	<b>282</b>	<b>5.1</b>	<b>87</b>	<b>0</b>	<b>57</b>	<b>69</b>	<b>39</b>	<b>43</b>	<b>375</b>	<b>6.8</b>

## Career Notables

- Defensive force often called on to stop opponent's top scorer
- Has scoring ability and continues to grow in that area
- Notched first career double-double in the 2020 SEC Championship game
- Ranked No. 11 recruit in Class of 2019 and a consensus All-American

## Season Highlights

- Impacted the game on both ends of the court against Ole Miss (Feb. 25), hoovering up nine rebounds and scoring eight points while tying her career high for blocks in a SEC game with two
- Played all 45 minutes at #2/5 UConn (Feb. 8), tying her season high with 10 rebounds and scoring eight points
- Posted fourth double-digit scoring game in last six outings with 11 points against Alabama (Jan. 31), impacting game with four points, a rebound, two blocks and a steal during 18-5 run that opened second half
- Great defensive effort at #21/19 Mississippi State (Jan. 28), holding leading scorer Rickea Jackson to just two first-half points
- Came up big at LSU (Jan. 24), scoring six of her 10 points in the third quarter as the Gamecocks rallied to regain the lead... also tied her career high with four assists
- Had a career scoring night for the second-straight game with 22 against #15/16 Arkansas (Jan. 18), scoring seven of in the first quarter and adding nine during the third as the Gamecocks pulled away with the lead... all while helping lock up Arkansas' prolific offensive weapons on the perimeter
- Scored 10 of her then career-high 17 points in the first quarter at Vanderbilt (Jan. 14) and finished the game with three made 3s, tying her career high from beyond the arc
- Strong effort at #10/8 Kentucky (Jan. 10), making All-American Rhyne Howard work on both sides of the ball throughout the game, which slowed down the Wildcats' star late in the game
- Had her first double-digit rebound game of the season at Alabama (Jan. 4), grabbing eight in the first half, including six defensive boards in the second quarter to help hold the Tide to just nine points
- Was aggressive offensively early at #23/18 Iowa State (Dec. 6), scoring five of the team's first seven points and gong on to finish with a season-high 13 points, including three 3s
- Provided an offensive spark against #21/20 Gonzaga (Nov. 29) scoring a then season-high 12 points to go along with her team high seven rebounds

## Awards

2020 Cheryl Miller Award Watch List (preseason)  
SEC First-Year Academic Honor Roll (2019-20)

## High School

Naismith All-America Third Team (2019)  
WBCA All-America Third Team (2019)  
McDonald's All-America (2019)

## In the Record Book

### Season

Most games started by a freshman (33 in 2019-20)

## Miscellaneous

	Season	Career	Record
<b>20+ Points</b>	1	1	1-0
<b>10+ Points</b>	6	12	12-0
<b>10+ Rebounds</b>	1	6	6-0
<b>Team-High Points</b>	0	1	1-0
<b>Team-High Rebs.</b>	1	5	5-0
<b>Team-High Asssts.</b>	1	3	3-0

## Career Highs

<b>Pts</b>	22 vs. Arkansas, 1/18/21
<b>FG</b>	7, 3x, last vs. Arkansas, 1/18/21
<b>FGA</b>	11, 2x, last vs. Arkansas, 1/18/21
<b>3FG</b>	3, 4x, last vs. Arkansas, 1/18/21
<b>3FGA</b>	5, 3x, last vs. Arkansas, 1/18/21
<b>FT</b>	8 at Maryland, 11/10/19
<b>FTA</b>	12 at Maryland, 11/10/19
<b>Reb</b>	13 at Missouri, 1/16/20
<b>Blk</b>	3 vs. Mississippi State, 3/8/20
<b>Stl</b>	3, 4x, last vs. Mississippi State, 1/20/20
<b>Asst</b>	4, 3x, last at LSU, 1/24/21
<b>Min</b>	45 at UConn, 2/8/21

## SEC Career Highs

<b>Pts</b>	22 vs. Arkansas, 1/18/21
<b>FG</b>	7, 3x, last vs. Arkansas, 1/18/21
<b>FGA</b>	11, 2x, last vs. Arkansas, 1/18/21
<b>3FG</b>	3, 2x, last vs. Arkansas, 1/18/21
<b>3FGA</b>	5 vs. Arkansas, 1/18/21
<b>FT</b>	5 vs. Arkansas, 1/18/21
<b>FTA</b>	6, 3x, last at Mississippi State, 1/28/21
<b>Reb</b>	13 at Missouri, 1/16/20
<b>Blk</b>	2, 6x, last vs. Ole Miss, 2/25/21
<b>Stl</b>	3, 2x vs. Mississippi State, 1/20/20
<b>Asst</b>	4 at LSU, 1/24/21
<b>Min</b>	35 vs. Arkansas, 1/18/21

## GAME-BY-GAME

Opponent	Date	gs	min	Total		3-Pointers		Free throws		Rebounds				pf	a	t/o	blk	stl	pts	avg	
				fg-fga	pct	3fg-fga	pct	ft-fa	pct	off	def	tot	avg								
COL. OF CHARLESTON	11/25/20	*	17	4-9	.444	0-1	.000	0-1	.000	1	1	2	2.0	1	1	1	0	1	8	8.0	
vs South Dakota	11/28/20	*	23	1-4	.250	0-0	.000	1-4	.250	2	3	5	3.5	4	3	1	0	0	3	5.5	
vs #21/20 Gonzaga	11/29/20	*	32	5-7	.714	0-0	.000	2-4	.500	5	2	7	4.7	2	1	1	1	1	12	7.7	
#8/6 NC STATE	12/03/20	*	21	2-6	.333	0-0	.000	1-2	.500	0	4	4	4.5	1	0	1	2	1	5	7.0	
at #23/18 Iowa State	12/06/20	*	24	5-9	.556	3-5	.600	0-0	.000	1	3	4	4.4	2	2	2	0	0	13	8.2	
TEMPLE	12/17/20	*	19	2-8	.250	1-3	.333	0-0	.000	2	1	3	4.2	1	3	1	0	2	5	7.7	
FLORIDA	12/31/20	*	27	2-11	.182	0-3	.000	0-0	.000	1	0	1	3.7	3	2	2	0	0	4	7.1	
at Alabama	01/04/21	*	28	4-6	.667	0-2	.000	0-0	.000	2	8	10	4.5	3	0	0	0	1	8	7.3	
at #10/8 Kentucky	01/10/21	*	25	1-2	.500	0-0	.000	0-0	.000	2	4	6	4.7	3	0	2	0	0	2	6.7	
at Vanderbilt	01/14/21	*	20	7-9	.778	3-4	.750	0-2	.000	1	2	3	4.5	0	1	0	0	0	17	7.7	
#15/16 ARKANSAS	01/18/21	*	35	7-11	.636	3-5	.600	5-6	.833	0	4	4	4.5	0	1	0	0	2	22	9.0	
#22/23 GEORGIA	01/21/21	*	22	3-7	.429	1-2	.500	2-2	1.000	2	5	7	4.7	2	1	3	1	2	9	9.0	
at LSU	01/24/21	*	34	4-9	.444	0-2	.000	2-6	.333	1	3	4	4.6	3	4	0	1	2	10	9.1	
at #21/19 Mississippi State	01/28/21	*	24	1-8	.125	0-2	.000	4-6	.667	1	4	5	4.6	2	0	1	0	1	6	8.9	
ALABAMA	01/31/21	*	21	4-5	.800	1-2	.500	2-2	1.000	2	4	6	4.7	3	0	2	1	11	9.0		
at Auburn	02/04/21	*	21	3-5	.600	0-0	.000	0-0	.000	2	3	5	4.8	1	1	0	1	0	6	8.8	
at #2/5 UConn	02/08/21	*	45	3-9	.333	0-2	.000	2-2	1.000	2	8	10	5.1	1	0	3	0	0	8	8.8	
MISSOURI	02/11/21	*	28	4-8	.500	0-3	.000	1-1	1.000	0	4	4	5.0	3	3	1	1	0	9	8.8	
LSU	02/14/21	*	26	1-5	.200	0-1	.000	2-4	.500	2	1	3	4.9	1	0	1	0	1	4	8.5	
at #21/21 Tennessee	02/18/21	*	14	2-6	.333	0-1	.000	0-0	.000	0	1	1	4.7	2	0	1	0	0	4	8.3	
#17/17 KENTUCKY	02/21/21	*	17	0-2	.000	0-0	.000	0-0	.000	0	2	2	4.6	1	0	0	1	1	0	7.9	
OLE MISS	02/25/21	*	23	3-4	.750	1-1	1.000	1-1	1.000	2	7	9	4.8	0	0	0	2	0	8	7.9	
<b>Totals</b>			21	546	68-150	453	13-39	333	25-43	581	31	74	105	4.8	39	23	23	12	16	174	7.9

Games played: 22  
Minutes/game: 24.8  
Points/game: 7.9  
FG Pct: 45.3  
3FG Pct: 33.3  
FT Pct: 58.1

Rebounds/game: 4.8  
Assists/game: 1.0  
Turnovers/game: 1.0  
Assist/turnover ratio: 1.0  
Steals/game: 0.7  
Blocks/game: 0.5





# ALIYAH BOSTON

6-5 • So. • Forward • St. Thomas, U.S.V.I.

# 4

## Career Stats at South Carolina

Season	gp-gs	min/avg	fg-fga	pct	3fg-fga	pct	ft-fa	pct	off	def	tot	avg	pf	fo	ast	to	blk	stl	pts	avg
2019-20	33-33	786/23.8	174-286	.608	2-12	.167	62-84	.738	117	193	310	9.4	68	1	34	37	86	42	412	12.5
2020-21	22-22	658/29.9	115-234	.491	7-33	.212	50-70	.714	89	169	258	11.7	60	0	35	34	65	26	287	13.0
TOTAL	55-55	1444/26.3	289-520	.556	9-45	.200	112-154	.727	206	362	568	10.3	128	1	69	71	151	68	699	12.7

## Awards

2021 AP Preseason All-America  
 2021 Watch Lists – Naismith Trophy, Wade Trophy, Wooden Award, Naismith Def. POY, Lisa Leslie Award  
 2020 National Fr. of the Year (ESPN, USBWA, WBCA)  
 2020 Lisa Leslie Center of the Year  
 2020 All-America Second Team (AP, USBWA)  
 2020 All-SEC First Team  
 2020 SEC Defensive Player of the Year  
 2020 SEC Freshman of the Year  
 2020 Her Hoop Stats Fab 15 Freshmen  
 SEC First-Year Academic Honor Roll (2019-20)

## High School

Naismith, WBCA All-America Second Team (2019)  
 McDonald's, SLAM All-America (2019)

## USA Basketball

2019 FIBA U19 World Cup, gold medal  
 2018 Youth Olympic Games 3x3, gold medal  
 2018 FIBA U17 World Cup, gold medal  
 2018 FIBA U17 World Cup, All-Star Five  
 2017 FIBA U16 Americas Cup, gold medal  
 2017 FIBA U16 Americas Cup, MVP

## Career Notables

- Program's first National Freshman of the Year, winning that title unanimously in 2020
- Only player in program history with multiple triple-doubles; first Gamecock to post a triple-double in an SEC game and one vs. a ranked opponent
- As a freshman, averaged a double-double in SEC play (13.1 ppg/10.3 rpg) and against ranked opponents (13.0 ppg/10.9 rpg); sixth in nation in field goal percentage and 21st in blocked shots per game
- Ranked No. 3 recruit in Class of 2019 and a consensus All-American

## In the Record Books

### Career

1st – Triple-Doubles (2)  
 3rd – Double-Doubles vs. SEC (15)  
 6th – Blocks (151)

### Season

3rd – Blocked shots average (2.6 in 2019-20)  
 1st – Offensive rebounds vs. SEC (60 in 2020-21)  
 3rd – Blocks vs. SEC (91 in 2020-21)  
 3rd – Double-doubles vs. SEC (7 in 2019-20, 2020-21)  
 Best FG% by a freshman (.608 (174-286) in 2019-20)  
 Most double-doubles by a freshman (13 in 2019-20)  
 Most blocked shots by a freshman (86 in 2019-20)  
 Best rebounding average by a freshman (9.4 in 2019-20)  
 Most offensive rebs. by a freshman (117 in 2019-20)  
 Most games started by a freshman (33 in 2019-20)

### Game

1st – Blocked shots (10, 2x, last vs. Georgia, 1/21/21)  
 2nd – Rebounds (25 vs. Arkansas, 1/9/20)  
 3rd – Offensive rebounds (10 vs. Arkansas, 1/9/20)  
 1st – Blocked shots vs. SEC (10 vs. Georgia, 1/21/21)  
 1st – Offensive rebounds vs. SEC (10 vs. Arkansas, 1/9/20)  
 2nd – Rebounds vs. SEC (25 vs. Arkansas, 1/9/20)  
 Most rebounds by a freshman (25 vs. Arkansas, 1/9/20)  
 Most blocks by a freshman (10 vs. Ala. State, 11/5/19)  
 Most blocks by a sophomore (10 vs. Georgia, 1/21/21)  
 Best FG% by a freshman (1.000 (6-6) vs. App. State, 11/17/19)  
 Most offensive rebs. by a freshman (10 vs. Ark., 1/9/20)

## Miscellaneous

	Season	Career	Record
Triple-Double	1	2	2-0
Double-Double	11	24	22-2
20+ Points	4	6	6-0
10+ Points	15	43	40-3
10+ Rebounds	17	33	31-2
5+ Assists	1	1	1-0
5+ Blocks	4	10	10-0
Tm-High Points	6	13	11-2
Tm-High Rebs.	16	41	39-2
Tm-High Assists	2	2	2-0

## Career Highs

Pts	28 vs. Florida, 12/31/20
FG	11, 2x, last vs. Arkansas, 1/18/21
FGA	18 vs. Florida, 12/31/20
3FG	3 vs. Florida, 12/31/20
3FGA	5 vs. Florida, 12/31/20
FT	7 at Alabama, 1/5/20
FTA	9 at Alabama, 1/5/20
Reb	25 vs. Arkansas, 1/9/20
Off Reb	10 vs. Arkansas, 1/9/20
Blk	10, 2x, last vs. Georgia, 1/21/21*
Asst	6 vs. Alabama, 1/31/21
Stl	4, 2x, last vs. South Dakota, 11/28/20
Min	43 at UConn, 2/8/21

## SEC Career Highs

Pts	28 vs. Florida, 12/31/20
FG	11, 2x, last vs. Arkansas, 1/18/21
FGA	18 vs. Florida, 12/31/20
3FG	3 vs. Florida, 12/31/20
3FGA	5 vs. Florida, 12/31/20
FT	7 at Alabama, 1/5/20
FTA	9 at Alabama, 1/5/20
Reb	25 vs. Arkansas, 1/9/20
Off Reb	10 vs. Arkansas, 1/9/20
Blk	10 vs. Georgia, 1/21/21*
Asst	6 vs. Alabama, 1/31/21
Stl	4 at Georgia, 1/26/20
Min	36, 2x, last at LSU, 1/24/21

\* indicates school record

## Season Highlights

- Team captain
- Ranks 12th in the NCAA in rebounding average (11.7), second in the SEC ... 10th in NCAA with 3.0 blocks per game, second in the SEC, and 16th in NCAA in double-doubles (11) ... ranks second in the SEC and 20th in the country in offensive rebounding (4.0) ... 24th in the SEC in scoring ... one of four players in the SEC to average a double-double
- In conference play, ranks 22nd in scoring (13.4), tied for first in rebounding (12.3), first in blocks (3.7), second in offensive rebounds (4.0), fifth in field goal percentage (.506)
- Averaging a double-double against ranked opponents (13.8 ppg / 12.2 rpg)
- Pulled down double-digit rebounds for the sixth game in a row with 11 against Ole Miss (Feb. 25) while blocking a pair of shots, dishing out two assists and scoring seven points
- Displayed her versatility against #17/17 Kentucky (Feb. 21), leading the team with three assists in addition to her 11 rebounds, two blocks, two steals and four points
- Scored 12 of her team-high 17 points at #21/21 Tennessee (Feb. 18) in the second half to keep Gamecocks within striking distance ... tied her season high with 16 rebounds to finish with her 11th double-double of the season
- Notched her 10th double-double of the season with 12 points and 13 rebounds against LSU (Feb. 14), her seventh against SEC competition ... tying her total against SEC foes from her freshman season, also tallied six blocks
- Set the tone early with five points and five boards in the first quarter against Missouri (Feb. 11) on her way to an 11-point 12-rebound double-double, her ninth of the season
- Scored five of her 17 points during the fourth quarter run at #2/5 UConn (Feb. 8) that pulled the team back into the game ... finished with her eighth double-double of the season pulling down 15 rebounds, including eight in the final 15 minutes of the game
- Was calm in face of constant double-teams against Alabama (Jan. 31), handing out career-best six assists to go with her 13 rebounds – her ninth-straight game of double-digit rebounds ... contributed four points, two rebounds, two blocks and three assists during 18-5 run that opened second half to turn one-point deficit into 12-point advantage
- Notched her third straight double-double with 20 points and 14 rebounds at LSU (Jan. 24)... dominated the glass in the third quarter with six and scored seven points in the decisive fourth quarter
- Made history against #22/23 Georgia (Jan. 21), notching the program's first triple-double in SEC play with 16 points, 11 rebounds and 10 blocks, the second triple-double of her career
- Came out hot against #15/16 Arkansas (Jan. 18) with six points, six rebounds and three blocks in the game's opening five minutes ... added five points to a 9-0 run late in the third that established a double-digit lead

- Took over in the third quarter at #10/8 Kentucky (Jan. 10), scoring 10 of her 20 points in the period to with a double-double, her fourth of the season, and seven blocks, tying her SEC career high, and earn SEC co-Player of the Week
- Scored a career-best 28 points against Florida (Dec. 31), including a 19-point and 11-rebound first half where she became the 11th fastest Gamecock to score 500 points in her career ... scored eight points in the paint, eight on midrange jumpers, nine from 3-point range and three free throws
- Showed off her inside-out game early at #23/18 Iowa State (Dec. 6), scoring five of the team's first 10 points on a putback and a 3-pointer ... scored four of her then season-high 13 points off offensive rebounds

## BOSTON GAME-BY-GAME

Opponent	Date	gs	min	Total		3-Pointers		Free throws		Rebounds				pf	a	t/o	blk	stl	pts	avg	
				fg-fga	pct	3fg-fga	pct	ft-fa	pct	off	def	tot	avg								
COL. OF CHARLESTON	11/25/20	*	22	5-7	.714	0-0	.000	1-2	.500	4	8	12	12.0	2	1	2	1	0	11	11.0	
vs South Dakota	11/28/20	*	28	5-14	.357	0-1	.000	2-4	.500	3	5	8	10.0	4	4	0	0	4	12	11.5	
vs #21/20 Gonzaga	11/29/20	*	25	3-5	.600	0-0	.000	4-6	.667	2	3	5	8.3	4	0	1	1	1	10	11.0	
#8/6 NC STATE	12/03/20	*	35	4-14	.286	1-3	.333	0-0	.000	3	6	9	8.5	2	0	3	1	0	9	10.5	
at #23/18 Iowa State	12/06/20	*	35	6-11	.545	1-3	.333	0-0	.000	5	10	15	9.8	3	3	2	1	1	13	11.0	
TEMPLE	12/17/20	*	22	6-12	.500	0-2	.000	2-2	1.000	4	5	9	9.7	1	1	0	3	1	14	11.5	
FLORIDA	12/31/20	*	36	11-18	.611	3-5	.600	3-4	.750	5	11	16	10.6	3	1	0	4	3	28	13.9	
at Alabama	01/04/21	*	35	2-10	.200	0-0	.000	1-2	.500	3	7	10	10.5	4	0	0	2	2	5	12.8	
at #10/8 Kentucky	01/10/21	*	25	8-14	.571	1-1	1.000	3-4	.750	5	7	12	10.7	3	1	2	7	3	20	13.6	
at Vanderbilt	01/14/21	*	19	4-8	.500	0-1	.000	1-1	1.000	4	6	10	10.6	0	2	2	4	2	9	13.1	
#15/16 ARKANSAS	01/18/21	*	32	11-17	.647	0-2	.000	4-5	.800	6	10	16	11.1	2	3	1	6	0	26	14.3	
#22/23 GEORGIA	01/21/21	*	31	5-12	.417	1-3	.333	5-6	.833	2	9	11	11.1	2	2	3	10	2	16	14.4	
at LSU	01/24/21	*	36	8-15	.533	0-2	.000	4-7	.571	6	8	14	11.3	3	0	1	1	0	20	14.8	
at #21/19 Mississippi State	01/28/21	*	22	3-7	.429	0-2	.000	0-0	.000	4	8	12	11.4	4	0	4	3	0	6	14.2	
ALABAMA	01/31/21	*	32	2-10	.200	0-1	.000	2-2	1.000	4	9	13	11.5	1	6	2	3	0	6	13.7	
at Auburn	02/04/21	*	25	7-8	.875	0-0	.000	0-0	.000	1	7	8	11.3	3	1	2	0	0	14	13.7	
at #2/5 UConn	02/08/21	*	43	8-17	.471	0-3	.000	1-2	.500	8	7	15	11.5	4	1	2	3	2	17	13.9	
MISSOURI	02/11/21	*	30	3-5	.600	0-0	.000	5-6	.833	6	6	12	11.5	2	1	2	4	0	11	13.7	
LSU	02/14/21	*	27	6-10	.600	0-1	.000	0-1	.000	5	8	13	11.6	2	2	2	6	1	12	13.6	
at #21/21 Tennessee	02/18/21	*	32	6-12	.500	0-1	.000	5-6	.833	5	11	16	11.8	4	1	0	1	1	17	13.8	
#17/17 KENTUCKY	02/21/21	*	32	1-4	.250	0-1	.000	2-4	.500	2	9	11	11.8	3	3	2	2	2	4	13.3	
OLE MISS	02/25/21	*	34	1-4	.250	0-1	.000	5-6	.833	2	9	11	11.7	4	2	1	2	1	7	13.0	
Totals			22	658	115-234	.491	7-33	.212	50-70	.714	89	169	258	11.7	60	35	34	65	26	287	13.0

Games played: 22  
 Minutes/game: 29.9  
 Points/game: 13.0  
 FG Pct: 49.1  
 3FG Pct: 21.2  
 FT Pct: 71.4

Rebounds/game: 11.7  
 Assists/game: 1.6  
 Turnovers/game: 1.5  
 Assist/turnover ratio: 1.0  
 Steals/game: 1.2  
 Blocks/game: 3.0



# ZIA COOKE

5-9 • So. • Guard • Toledo, Ohio

1

## Career Stats at South Carolina

Season	gp-gs	min/avg	fg-fga	pct	3fg-fga	pct	ft-fa	pct	off	def	tot	avg	pf	fo	ast	to	blk	stl	pts	avg
2019-20	33-33	876/26.5	139-360	.386	40-112	.357	79-111	.712	31	64	95	2.9	52	0	61	58	7	36	397	12.0
2020-21	22-22	684/31.1	126-324	.389	30-81	.370	69-90	.767	10	52	62	2.8	28	0	48	50	1	19	351	16.0
TOTAL	55-55	1560/28.4	265-684	.387	70-193	.363	148-201	.736	41	116	157	2.9	80	0	109	108	8	55	748	13.6

## Season Highlights

- Ranks 13th in the SEC in scoring (16.0) ... 15th in SEC play (15.6)
- Scored the first eight points of the game for Carolina against Ole Miss (Feb. 25) and 12 in the first quarter on her way to a team-high 17 on the day
- Started hot against #17/17 Kentucky, scoring eight points in the first quarter before putting the game on ice with 11 points in a dominant third quarter on her way to a game-high 21 points
- Erased LSU's (Feb. 14) only lead of the day with four quick points in the first on her way to 13 points, her eighth straight game in double figures
- Dropped eight of her game-high 15 points in the fourth quarter against Missouri (Feb. 11), bouncing back after a rough start to go 5-of-7 from the field in the second half
- Took over early at Auburn (Feb. 4), scoring 11 points in the first quarter and all 17 of her points in the first half
- Accounted for 12 of Carolina's 24 points in a dominant third quarter against Alabama (Jan. 31) en route to a game-high 21 points, her second straight game leading the team in scoring
- Jump started a 14-0 run at #21/19 Mississippi State (Jan. 28), scoring the first eight of the 14 points on her way to a game-high 19 points in the win
- Found her flow early against #22/23 Georgia (Jan. 21), scoring six points in the first quarter and capped the first half with a buzzer beater on her way to a 16-point performance
- Shook off tough offensive night at #10/8 Kentucky (Jan. 10) to hit a pair of free throws to make it a two-possession game in the final 10 seconds
- Snapped the team's 3:23 scoreless run in the third quarter at Alabama (Jan. 4) on her way to an 18-point performance
- Took over in the third quarter of the SEC opener against Florida (Dec. 31), scoring the final 12 points of the period on her way to 26 points, a new SEC career high
- Tied her career best with five made 3-pointers against Temple (Dec. 17) in a lethally efficient performance, going 8-of-11 from the field and 5-of-7 from beyond the arc for a game-high 23 points
- Had her outside game working at #23/18 Iowa State (Dec. 6), capping the first quarter with the first of her four 3-pointers, which also included two to open the third quarter on back-to-back possessions
- Scored a game-high 19 points and played a career-high 36 minutes against South Dakota (Nov. 28) where she also pulled down five rebounds.

## Awards

- 2021 Watch Lists – Naismith, Wade, Wooden
- 2021 The Dawn Staley Award Midseason Watch List
- 2021 Ann Meyers Drysdale Award Top 10
- 2020 Her Hoop Stats Feb 15 Freshmen (hon. mention)
- 2020 SEC All-Freshman Team
- SEC First-Year Academic Honor Roll (2019-20)

## High School

- Naismith Player of the Year Finalist (2019)
- Naismith, WBCA, McDonald's, SLAM All-America (2019)
- USA Today All-USA Third Team (2019)

## USA Basketball

- 2018 FIBA U17 World Cup, gold medal
- 2017 FIBA U16 Americas Cup, gold medal

## Career Notables

- Dominant freshman season that landed her on the SEC All-Freshman Team and honorable mention status on the Her Hoop Stats Feb 15 Freshmen list
- Ranked 24th in SEC in scoring as a freshman, 12th in league games (13.8 ppg)
- Led the team scoring in eight SEC games
- Ranked No. 4 recruit in Class of 2019 and was a consensus All-American

## Miscellaneous

	Season	Career	Record
20+ Points	4	9	9-0
10+ Points	18	42	39-3
Tm-High Points	10	21	20-1
Tm-High Assists	4	6	5-1

## Career Highs

Pts	27 at Dayton, 11/13/19
FG	10 vs. Florida, 12/31/20
FGA	23, 2x, last vs. Ole Miss, 2/25/21
3FG	5, 2x, last vs. Temple, 12/17/20
3FGA	9 vs. Arkansas, 1/9/20
FT	7 vs LSU, 2/20/20
FTA	9, 2x, last vs South Dakota, 11/28/20
Reb	7 at Dayton, 11/13/19
Blk	1, 8x, last vs. Florida, 12/31/20
Stl	4 vs. USC Upstate, 11/21/19
Asst	5, 2x, last vs. Florida, 12/31/20
Min	37, 3x, last at UConn, 2/8/21

## SEC Career Highs

Pts	26 vs. Florida, 12/31/20
FG	10 vs. Florida, 12/31/20
FGA	23, 2x, last vs. Ole Miss, 2/25/21
3FG	4, 3x, last vs. Auburn, 2/13/20
3FGA	9 vs. Arkansas, 1/9/20
FT	7 vs LSU, 2/20/20
FTA	9 vs LSU, 2/20/20
Reb	6, 2x, last at Arkansas, 2/6/20
Blk	1, 4x, vs. Florida, 12/31/20
Stl	3 at Alabama, 1/5/20
Asst	5 vs. Florida, 12/31/20
Min	37, 2x, last at LSU, 1/24/21

## GAME-BY-GAME

Opponent	Date	gs	min	Total		3-Pointers		Free throws		Rebounds				pf	a	t/o	blk	stl	pts	avg	
				fg-fga	pct	3fg-fga	pct	ft-fa	pct	off	def	tot	avg								
COL. OF CHARLESTON	11/25/20	*	20	6-11	.545	2-3	.667	4-5	.800	1	0	1	1.0	0	3	3	0	3	18	18.0	
vs South Dakota	11/28/20	*	36	5-16	.313	3-7	.429	6-9	.667	0	5	5	3.0	2	1	3	0	0	19	18.5	
vs #21/20 Gonzaga	11/29/20	*	35	6-17	.353	1-1	1.000	3-3	1.000	1	3	4	3.3	0	4	3	0	0	16	17.7	
#8/6 NC STATE	12/03/20	*	35	4-18	.222	1-5	.200	2-2	1.000	0	5	5	3.8	1	1	1	0	1	11	16.0	
at #23/18 Iowa State	12/06/20	*	29	6-12	.500	4-6	.667	3-3	1.000	0	1	1	3.2	3	4	2	0	0	19	16.6	
TEMPLE	12/17/20	*	28	8-11	.727	5-7	.714	2-4	.500	1	2	3	3.2	0	4	2	0	0	23	17.7	
FLORIDA	12/31/20	*	37	10-22	.455	0-3	.000	6-6	1.000	1	2	3	3.1	2	5	1	1	2	26	18.9	
at Alabama	01/04/21	*	33	8-17	.471	2-3	.667	0-0	.000	1	2	3	3.1	2	2	4	0	1	18	18.8	
at #10/8 Kentucky	01/10/21	*	36	2-12	.167	0-1	.000	3-6	.500	0	3	3	3.1	0	1	2	0	0	7	17.4	
at Vanderbilt	01/14/21	*	23	3-7	.429	0-1	.000	3-4	.750	0	2	2	3.0	1	2	2	0	1	9	16.6	
#15/16 ARKANSAS	01/18/21	*	22	3-7	.429	1-3	.333	2-2	1.000	0	3	3	3.0	4	3	4	0	0	9	15.9	
#22/23 GEORGIA	01/21/21	*	29	7-16	.438	0-3	.000	2-2	1.000	0	2	2	2.9	1	0	2	0	2	16	15.9	
at LSU	01/24/21	*	37	4-10	.400	0-3	.000	3-6	.500	0	1	1	2.8	2	0	4	0	2	11	15.5	
at #21/19 Mississippi State	01/28/21	*	36	6-16	.375	1-3	.333	6-6	1.000	0	3	3	2.8	0	3	2	0	2	19	15.8	
ALABAMA	01/31/21	*	25	7-14	.500	2-3	.667	5-6	.833	1	1	2	2.7	2	0	1	0	1	21	16.1	
at Auburn	02/04/21	*	25	6-11	.545	3-7	.429	2-3	.667	0	2	2	2.7	1	2	1	0	0	17	16.2	
at #2/5 UConn	02/08/21	*	37	4-13	.308	1-2	.500	2-2	1.000	1	3	4	2.8	2	3	4	0	0	11	15.9	
MISSOURI	02/11/21	*	32	6-14	.429	1-4	.250	2-3	.667	0	2	2	2.7	2	1	2	0	0	15	15.8	
LSU	02/14/21	*	31	5-18	.278	1-4	.250	2-2	1.000	1	3	4	2.8	0	4	1	0	2	13	15.7	
at #21/21 Tennessee	02/18/21	*	32	6-22	.273	0-4	.000	3-4	.750	0	3	3	2.8	0	2	1	0	1	15	15.7	
#17/17 KENTUCKY	02/21/21	*	31	7-17	.412	2-5	.400	5-8	.625	2	3	5	2.9	1	2	1	0	0	21	15.9	
OLE MISS	02/25/21	*	35	7-23	.304	0-3	.000	3-4	.750	0	1	1	2.8	2	1	4	0	1	17	16.0	
Totals			22	684	126-324	.389	30-81	.370	69-90	.767	10	52	62	2.8	28	48	50	1	19	351	16.0

Games played: 22  
 Minutes/game: 31.1  
 Points/game: 16.0  
 FG Pct: 38.9  
 3FG Pct: 37.0

Rebounds/game: 2.8  
 Assists/game: 2.2  
 Turnovers/game: 2.3  
 Assist/turnover ratio: 1.0  
 Steals/game: 0.9



# LELE GRISSETT

6-2 • Sr. • Guard • Durham, N.C.

# 24

## Career Stats at South Carolina

Season	gp-gs	min/avg	fg-fga	pct	3fg-fga	pct	ft-fa	pct	off	def	tot	avg	pf	fo	ast	to	blk	stl	pts	avg
2017-18	36-3	477/13.3	56-119	.471	0-0	.000	39-70	.557	56	77	133	3.7	84	0	18	53	7	24	151	4.2
2018-19	31-2	368/11.9	41-73	.562	0-0	.000	24-44	.545	59	64	123	4.0	61	2	9	33	17	11	106	3.4
2019-20	33-0	560/17.0	82-131	.626	0-2	.000	46-63	.730	69	57	126	3.8	47	0	40	34	23	30	210	6.4
2020-21	21-1	395/18.8	57-110	.518	1-2	.500	32-57	.561	50	42	92	4.4	44	1	21	31	15	11	147	7.0
<b>TOTAL</b>	<b>121-6</b>	<b>1800/14.9</b>	<b>236-433</b>	<b>.545</b>	<b>1-4</b>	<b>.250</b>	<b>141-234</b>	<b>.603</b>	<b>234</b>	<b>240</b>	<b>474</b>	<b>3.9</b>	<b>236</b>	<b>3</b>	<b>88</b>	<b>151</b>	<b>62</b>	<b>76</b>	<b>614</b>	<b>5.1</b>

## Career Notables

- Has played in all but two games of her career, bringing energy off the bench, especially in defensive pressure
- Reshaped her body before junior season to focus on playing guard instead of forward
- Posted her first career double-double in the 2018-19 regular-season meeting with then-#4/5 Baylor (Dec. 2)
- Started at Vanderbilt (Jan. 18, 2018) and turned in a career night, shooting 11-of-12 from the field for 22 points – the first Gamecock freshman 20-point outing in SEC play in three years (20 by A'ja Wilson vs. Vanderbilt, 2/15/15)

## Season Highlights

- More comfortable at the guard position after a year of experience under her belt; can play multiple positions and could get some time at point guard this season
- Ranks 14th in the SEC in offensive rebounds per game (2.4) also 14th in league play (2.4)
- Cracked double-figures for the second straight game with 12 points off the bench against Ole Miss (Feb. 25) with six of those coming from the charity stripe, a new career high
- Led the game-changing run against #17/17 Kentucky (Feb. 21), scoring six of her 13 points during Carolina's 9-0 second-quarter run to take over the contest
- Rattled off seven of her nine points in the second quarter against Missouri (Feb. 11), including her first career 3-pointer, to help Carolina erase a five-point deficit
- Came up big against #21/19 Mississippi State (Jan. 28), scoring back-to-back buckets to finish a 14-0 first-half run that put the Gamecocks in control of the game ... finished with 11 points, five coming from the free throw line, tying her career high
- Made a huge impact in the fourth quarter at LSU (Jan. 24) with her trademark pressure defense and beating the defense down the court for eight fast-break points and handing out her SEC career-best three assists in the period
- Strong on the offensive glass against #15/16 Arkansas, pulling down four of her four of her five offensive boards in the second quarter to help keep the Gamecocks close in the period
- Anchored the team's rebounding efforts at Vanderbilt (Jan. 14), pulling down a game and career-high 12 boards, including seven on the offensive end, also a career high for the senior
- Provided a spark off the bench in the second half against South Dakota (Nov. 28), scoring six straight points as part of a 14-2 run that closed the third quarter and put the game out of reach
- Opened the season with a double-double against Charleston (Nov. 25), scoring 13 points and pulling down 10 rebounds, tying her career high on the glass

## Awards

SEC Winter Academic Honor Roll (2019-20)

## Miscellaneous

	Season	Career	Record
<b>Double-Double</b>	1	2	1-1
<b>20+ Points</b>	0	1	1-0
<b>10+ Points</b>	5	18	16-2
<b>10+ Rebounds</b>	1	2	1-1
<b>Tm-High Points</b>	0	3	3-0
<b>Tm-High Rebs.</b>	1	10	7-3
<b>Team-High Assts.</b>	0	1	1-0

## Career Highs

<b>Pts</b>	22 at Vanderbilt, 1/18/18
<b>FG</b>	11 at Vanderbilt, 1/18/18
<b>FGA</b>	12 at Vanderbilt, 1/18/18
<b>FT</b>	6 vs. Ole Miss, 2/25/21
<b>FTA</b>	8, 2x, last vs. Ole Miss, 2/25/21
<b>Reb</b>	12 at Vanderbilt, 1/14/21
<b>Off Reb</b>	7 at Vanderbilt, 1/14/21
<b>Blk</b>	3, 3x, last vs. Vanderbilt, 2/17/20
<b>Stl</b>	4, 2x, last vs. Georgia, 3/6/20
<b>Asst</b>	4, 2x, last vs. Arkansas, 3/7/20
<b>Min</b>	29 vs. Tennessee, 1/14/18

## SEC Career Highs

<b>Pts</b>	22 at Vanderbilt, 1/18/18
<b>FG</b>	11 at Vanderbilt, 1/18/18
<b>FGA</b>	12 at Vanderbilt, 1/18/18
<b>FT</b>	6 vs. Ole Miss, 2/25/21
<b>FTA</b>	8 vs. Ole Miss, 2/25/21
<b>Reb</b>	12 at Vanderbilt, 1/14/21
<b>Off Reb</b>	7 at Vanderbilt, 1/14/21
<b>Blk</b>	3, 2x, last vs. Vanderbilt, 2/17/20
<b>Stl</b>	3, 2x, last at Florida, 2/27/20
<b>Asst</b>	3 at LSU, 1/24/21
<b>Min</b>	29 vs. Tennessee, 1/14/18

## GAME-BY-GAME

Opponent	Date	gs	min	Total		3-Pointers		Free throws		Rebounds				pf	a	t/o	blk	stl	pts	avg
				fg-fga	pct	3fg-fga	pct	ft-fa	pct	off	def	tot	avg							
COL. OF CHARLESTON	11/25/20	16	5-6	.833	0-0	.000	3-4	.750	5	5	10	10.0	2	3	1	2	1	13	13.0	
vs South Dakota	11/28/20	14	3-3	1.000	0-0	.000	2-3	.667	3	2	5	7.5	2	1	0	0	1	8	10.5	
vs #21/20 Gonzaga	11/29/20	19	1-4	.250	0-0	.000	0-4	.000	1	1	2	5.7	3	1	0	1	2	7.7		
#8/6 NC STATE	12/03/20	21	4-4	1.000	0-0	.000	0-4	.000	1	2	3	5.0	5	0	1	0	0	8	7.8	
TEMPLE	12/17/20	21	3-4	.750	0-0	.000	1-2	.500	3	4	7	5.4	0	3	1	0	0	7	7.6	
FLORIDA	12/31/20	12	2-4	.500	0-0	.000	0-0	.000	1	1	2	4.8	1	0	1	0	0	4	7.0	
at Alabama	01/04/21	25	3-5	.600	0-1	.000	2-7	.286	3	1	4	4.7	2	2	2	1	0	8	7.1	
at #10/8 Kentucky	01/10/21	19	2-3	.667	0-0	.000	0-0	.000	2	1	3	4.5	2	0	3	2	0	4	6.8	
at Vanderbilt	01/14/21	17	3-8	.375	0-0	.000	1-1	1.000	7	5	12	5.3	4	0	3	1	0	7	6.8	
#15/16 ARKANSAS	01/18/21	18	2-6	.333	0-0	.000	3-4	.750	5	3	8	5.6	2	0	3	0	0	7	6.8	
#22/23 GEORGIA	01/21/21	18	2-6	.333	0-0	.000	1-4	.250	0	0	0	5.1	1	1	3	0	0	5	6.6	
at LSU	01/24/21	18	4-6	.667	0-0	.000	0-0	.000	3	0	3	4.9	1	3	2	0	0	8	6.8	
at #21/19 Mississippi State	01/28/21	24	3-6	.500	0-0	.000	5-6	.833	3	2	5	4.9	1	1	0	0	1	11	7.1	
ALABAMA	01/31/21	16	2-5	.400	0-0	.000	2-2	1.000	1	3	4	4.9	3	0	2	1	1	6	7.0	
at Auburn	02/04/21	14	4-8	.500	0-0	.000	2-2	1.000	4	0	4	4.8	1	0	4	1	0	10	7.2	
at #2/5 UConn	02/08/21	12	1-3	.333	0-0	.000	1-2	.500	1	2	3	4.7	2	0	1	1	0	3	6.9	
MISSOURI	02/11/21	22	4-6	.667	1-1	1.000	0-0	.000	1	0	1	4.5	3	2	0	2	1	9	7.1	
LSU	02/14/21	20	0-2	.000	0-0	.000	0-0	.000	1	3	4	4.4	2	1	2	0	1	0	6.7	
at #21/21 Tennessee	02/18/21	20	1-4	.250	0-0	.000	0-0	.000	1	0	1	4.3	3	0	0	0	2	2	6.4	
#17/17 KENTUCKY	02/21/21 *	25	5-11	.455	0-0	.000	3-4	.750	4	2	6	4.4	2	1	0	2	0	13	6.8	
OLE MISS	02/25/21	24	3-6	.500	0-0	.000	6-8	.750	0	5	5	4.4	2	2	2	1	1	12	7.0	
<b>Totals</b>		<b>1</b>	<b>395</b>	<b>57-110</b>	<b>.518</b>	<b>1-2</b>	<b>.500</b>	<b>32-57</b>	<b>.561</b>	<b>50</b>	<b>42</b>	<b>92</b>	<b>4.4</b>	<b>44</b>	<b>21</b>	<b>31</b>	<b>15</b>	<b>11</b>	<b>147</b>	<b>7.0</b>

Games played: 21  
 Minutes/game: 18.8  
 Points/game: 7.0  
 FG Pct: 51.8  
 3FG Pct: 50.0  
 FT Pct: 56.1

Rebounds/game: 4.4  
 Assists/game: 1.0  
 Turnovers/game: 1.5  
 Assist/turnover ratio: 0.7  
 Steals/game: 0.5  
 Blocks/game: 0.7



# DESTANNI HENDERSON

5-7 • Jr. • Guard • Fort Myers, Fla.

3

## Career Stats at South Carolina

Season	gp-gs	min/avg	fg-fga	pct	3fg-fga	pct	ft-fa	pct	off	def	tot	avg	pf	fo	ast	to	blk	stl	pts	avg
2018-19	31-9	485/15.6	58-157	.369	29-78	.372	24-34	.706	14	35	49	1.6	30	0	40	40	2	16	169	5.5
2019-20	33-0	774/23.5	104-250	.416	32-99	.323	41-63	.651	20	75	95	2.9	28	0	93	63	2	41	281	8.5
2020-21	22-22	730/33.2	99-222	.446	27-63	.429	38-51	.745	19	88	107	4.9	25	0	116	60	3	26	263	12.0
<b>TOTAL</b>	<b>86-31</b>	<b>1989/23.1</b>	<b>261-629</b>	<b>.415</b>	<b>88-240</b>	<b>.367</b>	<b>103-148</b>	<b>.696</b>	<b>53</b>	<b>198</b>	<b>251</b>	<b>2.9</b>	<b>83</b>	<b>0</b>	<b>249</b>	<b>163</b>	<b>7</b>	<b>83</b>	<b>713</b>	<b>8.3</b>

## Career Notables

- Has been a spark of energy off the bench through her first two seasons, playing both guard positions
- Announced her readiness for an expanded role this season with a 2020 SEC Tournament performance that earned All-Tournament status (13.0 ppg, 4.7 apg)
- Rated No. 1 point guard and No. 9 overall recruit in Class of 2018; 2018 McDonald's All-America
- Helped high school team to three state championships while amassing 1,649 career points

## Season Highlights

- Leads the SEC and ranks 29th in the nation in assists (5.3) ... leads SEC in league play as well (5.5)
- Stopped a potential run by #17/17 Kentucky (Feb. 21) with a quick 5-0 run in the second quarter on her way to a 14-point performance, her fifth straight game in double figures
- Got off to a hot start against LSU (Feb. 14) scoring seven points in the first and tallying seven more in the third on her way to a game-high 19 points
- Exploded for a personal 7-0 run in the third quarter against Missouri (Feb. 11), pushing Carolina's lead to eight ... finished with 11 points and four steals, a new career high in SEC play
- Was lethally efficient with her distribution at Auburn (Feb. 4), dishing out nine assists with zero turnovers
- Came out hot against Alabama (Jan. 31), scoring eight of her 14 points and dishing out four of her game-high seven assists in the first quarter ... locked in from deep going 3-of-3 from beyond the arc
- Lit the fuse on the rally at LSU (Jan. 21) with seven points in the third and seven more in the fourth, including five straight to give the Gamecocks a lead they would not relinquish
- Notched the first double-double of her career with a 14-point 10-assist performance against #15/16 Arkansas (Jan. 18), dropping four dimes in the third quarter as the Gamecocks pulled away
- Great game management early at Vanderbilt (Jan. 14) with five points and four assists in the first quarter en route to third-straight double-digit scoring game and career-high tying nine assists
- Led the team in scoring for the second game in a row at #10/8 Kentucky (Jan. 10), pouring in a new SEC career-high 22 points, including eight straight in the fourth quarter to stretch a three-point lead to a nine-point advantage
- Scored a career-high 23 points against #21/20 Gonzaga (Nov. 29), all in the second half, answering the bell every time the Zags tied or took a lead in the fourth quarter and hit four of the team's six free throw attempts in the final minute to seal the victory and lock up Women's Bad Boy Mowers Crossover Classic MVP honors for herself
- Scored 10 of her 19 points in the third quarter against South Dakota (Nov. 28), tying the game high in both points and rebounds with nine

## Awards

- 2021 The Dawn Staley Award Midseason Watch List
- 2020 Bad Boy Mowers Crossover Classic MVP
- 2020 SEC All-Tournament Team
- 2019 SEC All-Freshman Team
- 2x SEC Winter Academic Honor Roll (2018-19, 2019-20)

## High School

McDonald's All-America (2018)

## USA Basketball

- 2016 FIBA U17 World Cup, bronze medal
- 2015 U16 National Team Trials

## Miscellaneous

	Season	Career	Record
<b>Double-Double</b>	1	1	1-0
<b>20+ Points</b>	3	4	4-0
<b>10+ Points</b>	13	31	28-3
<b>5+ Assists</b>	11	18	16-2
<b>5+ Steals</b>	0	1	1-0
<b>Tm-High Points</b>	4	9	8-1
<b>Tm-High Rebs.</b>	1	2	2-0
<b>Tm-High Assts.</b>	15	23	20-3

## Career Highs

<b>Pts</b> .....	23 vs. Gonzaga, 11/29/20
<b>FG</b> .....	8, 3x, last at Kentucky, 1/10/21
<b>FGA</b> .....	17, 2x, last at UConn, 2/8/21
<b>3FG</b> .....	5 vs. USC Upstate, 11/21/19
<b>3FGA</b> .....	9 vs. Arkansas, 3/7/20
<b>FT</b> .....	10 vs. Gonzaga, 11/29/20
<b>FTA</b> .....	13 vs. Gonzaga, 11/29/20
<b>Reb</b> .....	9 vs. South Dakota, 11/28/20
<b>Stl</b> .....	5 at Temple, 12/7/19
<b>Asst</b> .....	10 vs. Arkansas, 1/18/21
<b>Min</b> .....	38, 4x, last at UConn, 2/8/21

## SEC Career Highs

<b>Pts</b> .....	22 at Kentucky, 1/10/21
<b>FG</b> .....	8 at Kentucky, 1/10/21
<b>FGA</b> .....	17 at Kentucky, 1/10/21
<b>3FG</b> .....	4 vs. Kentucky, 2/21/19
<b>3FGA</b> .....	7 at LSU, 1/24/21
<b>FT</b> .....	6, 2x, last at Kentucky, 1/10/21
<b>FTA</b> .....	7, 2x, last at Kentucky, 1/10/21
<b>Reb</b> .....	8, 2x, last at Kentucky, 1/10/21
<b>Stl</b> .....	4 vs. Missouri, 2/11/21
<b>Asst</b> .....	10 vs. Arkansas, 1/18/21
<b>Min</b> .....	38, 2x, last at Kentucky, 1/10/21

## GAME-BY-GAME

Opponent	Date	gs	min	Total		3-Pointers		Free throws		Rebounds					pts	avg					
				fg-fga	pct	3fg-fga	pct	ft-fa	pct	off	def	tot	avg	pf			a	t/o	blk	stl	
COL. OF CHARLESTON	11/25/20	*	21	4-7	.571	0-1	.000	3-4	.750	1	5	6	6.0	2	5	2	1	4	11	11.0	
vs South Dakota	11/28/20	*	29	8-13	.615	1-3	.333	2-3	.667	0	9	9	7.5	1	3	2	0	0	19	15.0	
vs #21/20 Gonzaga	11/29/20	*	33	6-11	.545	1-3	.333	10-13	.769	1	2	3	6.0	2	2	2	0	0	23	17.7	
#8/6 NC STATE	12/03/20	*	35	1-13	.077	0-2	.000	0-0	.000	3	4	7	6.3	1	6	1	1	0	2	13.8	
at #23/18 Iowa State	12/06/20	*	38	4-7	.571	3-4	.750	1-2	.500	0	4	4	5.8	1	7	2	0	0	12	13.4	
TEMPLE	12/17/20	*	25	3-5	.600	2-3	.667	0-0	.000	0	3	3	5.3	0	7	0	0	1	8	12.5	
FLORIDA	12/31/20	*	38	1-7	.143	0-2	.000	0-0	.000	2	5	7	5.6	1	9	4	0	3	2	11.0	
at Alabama	01/04/21	*	34	7-16	.438	1-2	.500	5-6	.833	2	6	8	5.9	0	5	1	0	1	20	12.1	
at #10/8 Kentucky	01/10/21	*	38	8-17	.471	0-0	.000	6-7	.857	2	6	8	6.1	0	3	6	0	0	22	13.2	
at Vanderbilt	01/14/21	*	26	4-8	.500	1-3	.333	3-3	1.000	0	7	7	6.2	1	9	1	0	0	12	13.1	
#15/16 ARKANSAS	01/18/21	*	36	6-13	.462	2-2	1.000	0-0	.000	1	1	2	5.8	2	10	2	0	1	14	13.2	
#22/23 GEORGIA	01/21/21	*	30	1-6	.167	0-1	.000	0-0	.000	1	3	4	5.7	1	3	3	0	2	2	12.3	
at LSU	01/24/21	*	35	5-11	.455	2-7	.286	4-4	1.000	0	5	5	5.6	2	8	6	0	2	16	12.5	
at #21/19 Mississippi State	01/28/21	*	35	3-8	.375	0-4	.000	0-0	.000	1	3	4	5.5	0	2	2	0	1	6	12.1	
ALABAMA	01/31/21	*	35	5-8	.625	3-3	1.000	1-1	1.000	1	5	6	5.5	2	7	3	0	3	14	12.2	
at Auburn	02/04/21	*	25	2-4	.500	0-1	.000	0-0	.000	0	4	4	5.4	0	9	0	0	0	4	11.7	
at #2/5 UConn	02/08/21	*	38	5-17	.294	0-1	.000	1-5	.200	1	4	5	5.4	1	3	8	0	0	11	11.6	
MISSOURI	02/11/21	*	32	5-8	.625	1-2	.500	0-1	.000	2	2	4	5.3	1	3	1	0	4	11	11.6	
LSU	02/14/21	*	37	7-12	.583	3-6	.500	2-2	1.000	0	2	2	5.2	1	3	4	1	2	19	12.0	
at #21/21 Tennessee	02/18/21	*	40	6-12	.500	3-6	.500	0-0	.000	1	2	3	5.1	3	6	6	0	1	15	12.2	
#17/17 KENTUCKY	02/21/21	*	35	6-12	.500	2-4	.500	0-0	.000	0	2	2	4.9	2	2	3	0	0	14	12.2	
OLE MISS	02/25/21	*	35	2-7	.286	2-3	.667	0-0	.000	0	4	4	4.9	1	4	1	0	1	6	12.0	
<b>Totals</b>			22	730	99-222	.446	27-63	.429	38-51	.745	19	88	107	4.9	25	116	60	3	26	263	12.0

Games played: 22  
 Minutes/game: 33.2  
 Points/game: 12.0  
 FG Pct: 44.6  
 3FG Pct: 42.9  
 FT Pct: 74.5

Rebounds/game: 4.9  
 Assists/game: 5.3  
 Turnovers/game: 2.7  
 Assist/turnover ratio: 1.9  
 Steals/game: 1.2  
 Blocks/game: 0.1



# DESTINY LITTLETON

5-9 • Jr. • Guard • San Diego, Calif.

# 11

## Career Stats at South Carolina

Season	gp-gs	min/avg	fg-fga	pct	3fg-fga	pct	ft-fa	pct	off	def	tot	avg	pf	fo	ast	to	blk	stl	pts	avg
2020-21	19-0	231/12.2	16-42	.381	8-24	.333	16-20	.800	5	46	51	2.7	12	0	16	8	1	8	56	2.9
TOTAL	19-0	231/12.2	16-42	.381	8-24	.333	16-20	.800	5	46	51	2.7	12	0	16	8	1	8	56	2.9

## Career Notables

- Sat out last season due to NCAA transfer rules, taking advantage of that time to have a procedure done to alleviate chronic issues in both ankles
- Spent two seasons at Texas, helping Longhorns to a pair of NCAA Tournament appearances, including a spot in the 2018 Sweet 16
- Played in all 33 games her redshirt-freshman season (2018-19), starting 12 and playing the third-most minutes on the team
- Ranked No. 33 overall in the Class of 2017
- Named McDonald's All-American (2017) and earned California Ms. Basketball honors

## Season Highlights

- Has played in 19 games ... was unavailable vs. Florida (Dec. 31) and at Alabama (Jan. 4) ... made her SEC debut at #10/8 Kentucky (Jan. 10)
- Hit a 3 to spark an 8-0 run late in the second quarter against Missouri (Feb. 11) to help Gamecocks go into halftime tied
- Played a SEC career-best 23 minutes against Alabama (Jan. 31), including 11 crucial first-half minutes during which she added four of her SEC-high tying eight points
- Solid play against #15/16 Arkansas (Jan. 21), hitting a 3 late in the second quarter to help Gamecocks keep the lead going into halftime and grabbing four of her five rebounds in the fourth quarter to help keep the Razorbacks at bay
- Saw her first extended minutes in SEC play at Vanderbilt (Jan. 14) where she poured in eight points off the bench, including a pair of 3s
- Was strong on the glass at #23/18 Iowa State (Dec. 6), grabbing six of her seven boards in the second quarter to help the Gamecocks out-rebound the Cyclones 17-6 in that period alone
- Made her Carolina debut against Charleston (Nov. 25), scoring seven points and pulling down eight rebounds

## Awards

SEC First-Year Academic Honor Roll (2019-20)

### High School

McDonald's All-America (2017)

### USA Basketball

2017 FIBA U18 3x3 World Cup, gold medal

2015 FIBA U16 Americas Cup, bronze medal

## Miscellaneous

	Season	Career	Record
20+ Points	0	1*	1-0
10+ Points	0	12*	9-3
5+ Assists	0	1*	1-0
Tm-High Points	0	3*	2-1
Tm-High Rebs.	0	3*	1-2
Tm-High Assts.	0	2*	2-0

\* indicates includes games prior to transfer to South Carolina

## Career Highs

Pts.....22 vs. Northwestern State, 12/29/18\*

FG.....7 vs. UTSA, 11/28/18\*

FGA.....15 vs. UTSA, 11/28/18\*

3FG.....4 at West Virginia, 1/6/19\*

3FGA.....7 vs. UTSA, 11/28/18\*

FT.....11 vs. Northwestern State, 12/29/18\*

FTA.....11 vs. Northwestern State, 12/29/18\*

Reb.....8, 2x, last vs. College of Charleston, 11/25/20\*

Stl.....3, 2x, last at Oklahoma State, 2/12/19\*

Asst.....7 vs. Northwestern State, 12/29/18\*

Min.....34, 2x, last vs. Kansas State, 2/17/19\*

\* indicates at least one time prior to transfer to South Carolina

## GAME-BY-GAME

Opponent	Date	gs	min	Total		3-Pointers		Free throws		Rebounds				pts	avg					
				fg-fga	pct	3fg-fga	pct	ft-fa	pct	off	def	tot	avg							
COL. OF CHARLESTON	11/25/20	19	1-6	.167	0-3	.000	5-6	.833	0	8	8	8.0	2	0	2	0	1	7	7.0	
vs South Dakota	11/28/20	6	0-1	.000	0-1	.000	0-0	.000	0	0	0	4.0	1	0	0	0	0	0	3.5	
vs #21/20 Gonzaga	11/29/20	10	0-1	.000	0-1	.000	1-2	.500	0	1	1	3.0	1	1	0	0	0	1	2.7	
#8/6 NC STATE	12/03/20	6	0-0	.000	0-0	.000	0-0	.000	1	1	2	2.8	0	0	0	0	0	0	2.0	
at #23/18 Iowa State	12/06/20	16	2-5	.400	1-3	.333	0-0	.000	1	6	7	3.6	0	3	0	0	0	5	2.6	
TEMPLE	12/17/20	18	2-5	.400	0-1	.000	2-2	1.000	0	4	4	3.7	0	2	0	0	2	6	3.2	
at #10/8 Kentucky	01/10/21	1	0-0	.000	0-0	.000	0-0	.000	0	0	0	3.1	1	0	0	0	0	0	2.7	
at Vanderbilt	01/14/21	17	2-5	.400	2-3	.667	2-2	1.000	0	3	3	3.1	1	2	1	0	1	8	3.4	
#15/16 ARKANSAS	01/18/21	17	2-4	.500	2-3	.667	1-2	.500	1	4	5	3.3	1	1	0	0	0	7	3.8	
#22/23 GEORGIA	01/21/21	16	0-2	.000	0-0	.000	1-2	.500	1	4	5	3.5	0	1	1	0	1	1	3.5	
at LSU	01/24/21	7	0-1	.000	0-1	.000	0-0	.000	0	1	1	3.3	0	0	1	0	0	0	3.2	
at #21/19 Mississippi State	01/28/21	8	1-1	1.000	0-0	.000	0-0	.000	0	0	0	3.0	0	2	1	0	2	2	3.1	
ALABAMA	01/31/21	23	2-3	.667	0-1	.000	4-4	1.000	0	3	3	3.0	0	2	0	0	0	8	3.5	
at Auburn	02/04/21	17	2-2	1.000	2-2	1.000	0-0	.000	0	4	4	3.1	1	2	1	1	1	6	3.6	
at #2/5 UConn	02/08/21	14	0-1	.000	0-1	.000	0-0	.000	0	1	1	2.9	2	0	0	0	0	0	3.4	
MISSOURI	02/11/21	15	2-4	.500	1-3	.333	0-0	.000	0	1	1	2.8	0	0	0	0	0	5	3.5	
LSU	02/14/21	10	0-1	.000	0-1	.000	0-0	.000	1	3	4	2.9	2	0	1	0	0	0	3.3	
#17/17 KENTUCKY	02/21/21	8	0-0	.000	0-0	.000	0-0	.000	0	1	1	2.8	0	0	0	0	0	0	3.1	
OLE MISS	02/25/21	3	0-0	.000	0-0	.000	0-0	.000	0	1	1	2.7	0	0	0	0	0	0	2.9	
Totals		0	231	16-42	.381	8-24	.333	16-20	.800	5	46	51	2.7	12	16	8	1	8	56	2.9

Games played: 19  
 Minutes/game: 12.2  
 Points/game: 2.9  
 FG Pct: 38.1  
 3FG Pct: 33.3  
 FT Pct: 80.0

Rebounds/game: 2.7  
 Assists/game: 0.8  
 Turnovers/game: 0.4  
 Assist/turnover ratio: 2.0  
 Steals/game: 0.4  
 Blocks/game: 0.1

## SEC Career Highs

Pts.....8, 2x, last vs. Alabama, 1/31/21

FG.....2, 4x, last vs. Missouri, 2/11/21

FGA.....5 at Vanderbilt, 1/14/21

3FG.....2, 3x, last at Auburn, 2/4/21

3FGA.....3, 2x, last vs. Arkansas, 1/18/21

FT.....4 vs. Alabama, 1/31/21

FTA.....4 vs. Alabama, 1/31/21

Reb.....5, 2x, last vs. Georgia, 1/21/21

Stl.....2 at Mississippi State, 1/28/21

Asst.....2, 4x, last at Auburn, 2/4/21

Min.....23 vs. Alabama, 1/31/21



# ENIYA RUSSELL

6-1 • Fr. • Guard • Baltimore, Md.

2

## Career Stats at South Carolina

Season	gp-gs	min/avg	fg-fga	pct	3fg-fga	pct	ft-fa	pct	off	def	tot	avg	pf	fo	ast	to	blk	stl	pts	avg
2020-21	20-0	154/7.7	22-61	.361	4-19	.211	21-35	.600	2	20	22	1.1	18	0	7	14	3	8	69	3.5
TOTAL	20-0	154/7.7	22-61	.361	4-19	.211	21-35	.600	2	20	22	1.1	18	0	7	14	3	8	69	3.5

## High School Notables

- Ranked No. 43 overall in Class of 2020 by ESPN
- First-Team All-Metro from *Washington Post* (2020) and *Baltimore Sun* (2019)
- Scored 14.9 points per game as a senior

## Season Highlights

- Has played in 20 games this season
- Played extended minutes vs. a ranked team for the time with 18 at #21/21 Tennessee (Feb. 18)
- Scored her first SEC points with a 3 late in the first half at #10/8 Kentucky (Jan. 10)
- Hit a groove in the second quarter against Temple (Dec. 17), scoring five of her 11 points in the period
- Found good offensive rhythm in midrange game at #23/18 Iowa State (Dec. 6) with seven of her eight points coming in just five minutes of play in the second quarter
- Cracked double figures in her Carolina debut, scoring 14 points and snagging four rebounds against Charleston (Nov. 25)

## Awards

McDonald's All-America (2019-20)

## Miscellaneous

	Season	Career	Record
10+ Points	2	2	2-0

## Career Highs

Pts	14 vs. College of Charleston, 11/25/20
FG	4, 2x, last vs. Temple, 12/17/20
FGA	8, 2x, last at Vanderbilt, 1/14/21
3FG	1, 2x, last at Kentucky, 1/10/21
3FGA	3 at Iowa State, 12/6/20
FT	5 vs. College of Charleston, 11/25/20
FTA	8 vs. College of Charleston, 11/25/20
Reb	4 vs. College of Charleston, 11/25/20
Blk	1, 2x, last vs. Ole Miss, 2/25/21
Stl	2, 3x, last vs. Ole Miss, 2/25/21
Asst	2 vs. College of Charleston, 11/25/20
Min	20 vs. College of Charleston, 11/25/20

## SEC Career Highs

Pts	6 at Vanderbilt, 1/14/21
FG	3 at Vanderbilt, 1/14/21
FGA	8 at Vanderbilt, 1/14/21
3FG	1 at Kentucky, 1/10/21
3FGA	2, 2x, last at Tennessee, 2/18/21
FT	4 vs. LSU, 2/14/21
FTA	6 vs. LSU, 2/14/21
Reb	3, 2x, last vs. Alabama, 1/31/21
Blk	1, 2x, last vs. Ole Miss, 2/25/21
Stl	2, 2x, last vs. Ole Miss, 2/25/21
Asst	1, 3x, last at LSU, 1/24/21
Min	19 at Vanderbilt, 1/14/21

## GAME-BY-GAME

Opponent	Date	gs	min	Total		3-Pointers		Free throws		Rebounds				pf	a	t/o	blk	stl	pts	avg
				fg-fga	pct	3fg-fga	pct	ft-fa	pct	off	def	tot	avg							
COL. OF CHARLESTON	11/25/20	20	4-7	.571	1-2	.500	5-8	.625	0	4	4	4.0	3	2	1	0	0	14	14.0	
vs South Dakota	11/28/20	12	1-3	.333	0-0	.000	0-0	.000	0	0	0	2.0	1	1	0	0	0	2	8.0	
#8/6 NC STATE	12/03/20	5	0-2	.000	0-0	.000	0-0	.000	0	0	0	1.3	0	0	1	0	0	0	5.3	
at #23/18 Iowa State	12/06/20	11	3-5	.600	1-3	.333	1-2	.500	0	1	1	1.3	2	0	3	1	0	8	6.0	
TEMPLE	12/17/20	14	4-8	.500	0-2	.000	3-5	.600	1	2	3	1.6	1	1	0	0	2	11	7.0	
FLORIDA	12/31/20	1	0-1	.000	0-1	.000	0-0	.000	0	1	1	1.5	0	0	0	0	0	0	5.8	
at Alabama	01/04/21	2	0-2	.000	0-0	.000	0-0	.000	0	0	0	1.3	1	0	0	0	0	0	5.0	
at #10/8 Kentucky	01/10/21	5	1-2	.500	1-1	1.000	0-0	.000	0	1	1	1.3	2	0	0	0	0	3	4.8	
at Vanderbilt	01/14/21	20	3-8	.375	0-2	.000	0-2	.000	0	3	3	1.4	1	1	1	0	2	6	4.9	
#15/16 ARKANSAS	01/18/21	4	1-1	1.000	0-0	.000	1-2	.500	0	1	1	1.4	1	1	1	0	0	3	4.7	
#22/23 GEORGIA	01/21/21	10	0-3	.000	0-1	.000	0-0	.000	0	0	0	1.3	2	0	1	0	0	0	4.3	
at LSU	01/24/21	1	0-0	.000	0-0	.000	0-0	.000	0	0	0	1.2	0	1	0	0	1	0	3.9	
at #21/19 Mississippi State	01/28/21	2	1-2	.500	0-0	.000	0-0	.000	1	0	1	1.2	0	0	0	0	0	2	3.8	
ALABAMA	01/31/21	4	1-1	1.000	0-0	.000	2-2	1.000	0	3	3	1.3	1	0	1	0	1	4	3.8	
at Auburn	02/04/21	13	1-5	.200	1-2	.500	0-0	.000	0	1	1	1.3	0	0	1	0	0	3	3.7	
MISSOURI	02/11/21	3	0-2	.000	0-1	.000	1-2	.500	0	0	0	1.2	0	0	0	0	0	1	3.6	
LSU	02/14/21	2	0-0	.000	0-0	.000	4-6	.667	0	0	0	1.1	2	0	1	0	0	4	3.6	
at #21/21 Tennessee	02/18/21	18	1-5	.200	0-2	.000	2-4	.500	0	2	2	1.2	1	0	1	1	0	4	3.6	
#17/17 KENTUCKY	02/21/21	3	1-2	.500	0-1	.000	2-2	1.000	0	0	0	1.1	0	0	1	0	0	4	3.6	
OLE MISS	02/25/21	4	0-2	.000	0-1	.000	0-0	.000	0	1	1	1.1	0	0	1	2	0	3.5		
Totals		0	154	22-61	.361	4-19	.211	21-35	.600	2	20	22	1.1	18	7	14	3	8	69	3.5

Games played: 20  
 Minutes/game: 7.7  
 Points/game: 3.5  
 FG Pct: 36.1  
 3FG Pct: 21.1  
 FT Pct: 60.0

Rebounds/game: 1.1  
 Assists/game: 0.4  
 Turnovers/game: 0.7  
 Assist/turnover ratio: 0.5  
 Steals/game: 0.4  
 Blocks/game: 0.2



# VICTARIA SAXTON

6-2 • Jr. • Forward • Rome, Ga.

5

## Career Stats at South Carolina

Season	gp-gs	min/avg	fg-fga	pct	3fg-fga	pct	ft-fa	pct	off	def	tot	avg	pf	fo	ast	to	blk	stl	pts	avg
2018-19	28-1	291/10.4	40-70	.571	0-0	.000	36-62	.581	51	32	83	3.0	41	0	5	19	35	14	116	4.1
2019-20	33-0	512/15.5	69-121	.570	0-0	.000	39-68	.574	52	76	128	3.9	60	0	10	28	43	29	177	5.4
2020-21	22-21	497/22.6	87-150	.580	0-0	.000	38-64	.594	61	79	140	6.4	47	0	8	25	34	28	212	9.6
<b>TOTAL</b>	<b>83-22</b>	<b>1300/15.7</b>	<b>196-341</b>	<b>.575</b>	<b>0-0</b>	<b>.000</b>	<b>113-194</b>	<b>.582</b>	<b>164</b>	<b>187</b>	<b>351</b>	<b>4.2</b>	<b>148</b>	<b>0</b>	<b>23</b>	<b>72</b>	<b>112</b>	<b>71</b>	<b>505</b>	<b>6.1</b>

## Career Notables

- Steady contributor off the bench through her first two seasons
- Picked up first career double-double at Mizzou (1/16/20)
- Ranked No. 47 overall and No. 6 forward in the 2018 class
- Averaged 24.3 points and 14.9 rebounds as a senior, leading team to Georgia Class AA Final Four
- Finished high school career as Model's all-time leading scorer (2,622) and averaged a double-double in her career

## Season Highlights

- Team captain for the second-straight season
- Ranks fifth in the SEC in blocks per game (1.5) and ninth in offensive rebounds per game (2.8)
- In conference play, tied for sixth in blocks per game (1.3), and ranks 11th in offensive rebounds per game (2.8)
- Helped close out the win against Ole Miss (Feb. 25), scoring six of her 10 points in the fourth on top of her eight rebounds and her career-high tying three steals
- Scored six of her 10 points in the opening quarter against Missouri (Feb. 11) to help Gamecocks stay close with hot-shooting Tigers
- Grabbed six of her eight rebounds at #2/5 UConn (Feb. 8) in the final 15:00 with the game in the balance
- Posted her third straight game in double figures with 11 points at Auburn (Feb. 4), while pulling down seven rebounds and tying her career high with three steals
- Controlled the glass at #21/19 Mississippi State (Jan. 28), snagging five of her 11 rebounds in the first quarter on the way to her second double-double of the season with 13 points and 11 boards
- Continued to show her glass cleaning skills against #22/23 Georgia (Jan. 21), tying the game high with 11 rebounds, including six on the offensive end, which tied her career high
- Was an offensive powerhouse at Vanderbilt (Jan. 14), scoring 13 of her career-high 20 points in the first half and finished the game going 9-of-10 from the field
- Poured in 15 points at Alabama (Jan. 4) and snagged six offensive rebounds to tie her career high, including four in the third quarter to help hold off a Crimson Tide comeback attempt
- Just missed out on a double-double against Florida (Dec. 31), tying her career high with 12 rebounds ... posted three or more blocks for third straight game
- Made her presence felt with a nine-point, six-rebound performance against #21/20 Gonzaga (Nov. 29)
- Tied her scoring career high in the season opener against Charleston (Nov. 25) scoring 19 points and pulled down a career-best 12 rebounds in the contest

## Awards

2019 SEC All-Freshman Team  
2x SEC Academic Honor Roll (2018-19, 2019-20)

## Miscellaneous

	Season	Career	Record
<b>Double-Doubles</b>	2	3	2-0
<b>20+ Points</b>	1	1	1-0
<b>10+ Points</b>	10	18	18-0
<b>10+ Rebounds</b>	4	5	5-0
<b>5+ Blocks</b>	1	2	2-0
<b>Tm-High Points</b>	2	3	3-0
<b>Tm-High Rebs.</b>	2	5	5-0

## Career Highs

**Pts**.....20 at Vanderbilt, 1/14/21  
**FG**.....9 at Vanderbilt, 1/14/21  
**FGA**.....11 at Alabama, 1/4/21  
**FT**.....8 vs. Georgia, 2/14/19  
**FTA**.....8, 4x, last vs. College of Charleston, 11/25/20  
**Reb**.....12, 2x, last vs. Florida, 12/31/20  
**Off Reb**.....6, 4x, last vs. Georgia, 1/21/21  
**Blk**.....5, 2x, last vs. College of Charleston, 11/25/20  
**Stl**.....3, 6x, last vs. Ole Miss, 2/25/21  
**Asst**.....2, 5x, last at Mississippi State, 1/28/21  
**Min**.....31 at Iowa State, 12/6/20

## SEC Career Highs

**Pts**.....20 at Vanderbilt, 1/14/21  
**FG**.....9 at Vanderbilt, 1/14/21  
**FGA**.....11 at Alabama, 1/4/21  
**FT**.....8 vs. Georgia, 2/14/19  
**FTA**.....8, 3x, last vs. Vanderbilt, 2/17/20  
**Reb**.....12 vs. Florida, 12/31/20  
**Off Reb**.....6, 3x, last vs. Georgia, 1/21/21  
**Blk**.....4 vs. Auburn, 2/13/20  
**Stl**.....3, 5x, last vs. Ole Miss, 2/25/21  
**Asst**.....2, 2x, last at Mississippi State, 1/28/21  
**Min**.....30 vs. Florida, 12/31/20

## GAME-BY-GAME

Opponent	Date	gs	min	Total		3-Pointers		Free throws		Rebounds				pf	a	t/o	blk	stl	pts	avg	
				fg-fga	pct	3fg-fga	pct	ft-fa	pct	off	def	tot	avg								
COL. OF CHARLESTON	11/25/20	*	18	7-9	.778	0-0	.000	5-8	.625	6	6	12	12.0	1	2	0	5	2	19	19.0	
vs South Dakota	11/28/20	*	15	2-5	.400	0-0	.000	0-0	.000	2	1	3	7.5	2	0	1	2	1	4	11.5	
vs #21/20 Gonzaga	11/29/20	*	22	3-4	.750	0-0	.000	3-4	.750	1	5	6	7.0	2	1	3	0	2	9	10.7	
#8/6 NC STATE	12/03/20	*	15	0-1	.000	0-0	.000	0-0	.000	0	3	3	6.0	4	0	1	0	0	0	8.0	
at #23/18 Iowa State	12/06/20	*	32	4-9	.444	0-0	.000	1-2	.500	3	6	9	6.6	4	1	4	3	0	9	8.2	
TEMPLE	12/17/20	*	22	7-9	.778	0-0	.000	2-3	.667	3	4	7	6.7	2	0	1	4	0	16	9.5	
FLORIDA	12/31/20	*	30	4-9	.444	0-0	.000	1-2	.500	5	7	12	7.4	1	0	4	3	3	9	9.4	
at Alabama	01/04/21	*	26	6-11	.545	0-0	.000	3-7	.429	6	0	6	7.3	2	0	0	1	1	15	10.1	
at #10/8 Kentucky	01/10/21	*	27	3-5	.600	0-0	.000	1-4	.250	1	1	2	6.7	2	0	0	1	2	7	9.8	
at Vanderbilt	01/14/21	*	21	9-10	.900	0-0	.000	2-5	.400	1	1	2	6.2	0	1	0	1	1	20	10.8	
#15/16 ARKANSAS	01/18/21	*	18	5-8	.625	0-0	.000	0-1	.000	0	4	4	6.0	2	0	1	1	0	10	10.7	
#22/23 GEORGIA	01/21/21	*	17	3-5	.600	0-0	.000	3-4	.750	6	5	11	6.4	3	0	2	2	1	9	10.6	
at LSU	01/24/21	*	25	2-5	.400	0-0	.000	0-2	.000	2	3	5	6.3	3	0	1	1	1	4	10.1	
at #21/19 Mississippi State	01/28/21	*	27	5-8	.625	0-0	.000	3-3	1.000	6	5	11	6.6	2	2	0	1	1	13	10.3	
ALABAMA	01/31/21	*	18	5-7	.714	0-0	.000	0-0	.000	0	1	1	6.3	2	0	1	2	1	10	10.3	
at Auburn	02/04/21	*	23	4-9	.444	0-0	.000	3-3	1.000	1	6	7	6.3	0	0	1	1	3	11	10.3	
at #2/5 UConn	02/08/21	*	23	2-3	.667	0-0	.000	1-2	.500	4	4	8	6.4	3	0	1	0	0	5	10.0	
MISSOURI	02/11/21	*	19	3-8	.375	0-0	.000	4-6	.667	3	3	6	6.4	1	0	1	1	1	10	10.0	
LSU	02/14/21	*	28	3-8	.375	0-0	.000	2-2	1.000	2	3	5	6.3	3	0	1	3	3	8	9.9	
at #21/21 Tennessee	02/18/21	*	26	2-4	.500	0-0	.000	2-2	1.000	3	3	6	6.3	4	0	0	2	2	6	9.7	
#17/17 KENTUCKY	02/21/21	*	20	3-7	.429	0-0	.000	2-4	.500	3	3	6	6.3	2	1	1	0	0	8	9.6	
OLE MISS	02/25/21	*	25	5-6	.833	0-0	.000	0-0	.000	3	5	8	6.4	2	0	1	0	3	10	9.6	
<b>Totals</b>			21	497	87-150	.580	0-0	.000	38-64	.594	61	79	140	6.4	47	8	25	34	28	212	9.6

Games played: 22  
 Minutes/game: 22.6  
 Points/game: 9.6  
 FG Pct: 58.0  
 FT Pct: 59.4

Rebounds/game: 6.4  
 Assists/game: 0.4  
 Turnovers/game: 1.1  
 Assist/turnover ratio: 0.3  
 Steals/game: 1.3  
 Blocks/game: 1.5





# OLIVIA THOMPSON

5-8 • So. • Guard • Lexington, S.C.



## Career Stats at South Carolina

Season	gp-gs	min/avg	fg-fga	pct	3fg-fga	pct	ft-fa	pct	off	def	tot	avg	pf	fo	ast	to	blk	stl	pts	avg
2019-20	22-0	111/5.0	13-41	.317	11-36	.306	0-0	.000	1	3	4	0.2	5	0	5	4	1	1	37	1.7
2020-21	16-0	48/3.0	6-16	.375	4-12	.333	0-0	.000	2	3	5	0.3	3	0	1	4	0	2	16	1.0
TOTAL	38-0	159/4.2	19-57	.333	15-48	.313	0-0	.000	3	6	9	0.2	8	0	6	8	1	3	53	1.4

## Career Notables

- Began career as a walk-on and earned a scholarship prior to the 2020-21 season
- Great energy, great teammate
- Hit at least one 3-pointer in eight of her 22 games played as a freshman
- SCBCA Class 5A Player of the Year (2019)

## Season Highlights

- Has played in 16 games this season, including 11 SEC appearances
- Scored five points in the season opener against Charleston (Nov. 25), including one bucket from beyond the arc

## Awards

SEC First-Year Academic Honor Roll (2019-20)

## Miscellaneous

	Season	Career	Record
10+ Points	0	1	1-0

## Career Highs

Pts	.....10 vs. Alabama State, 11/5/19
FG	.....4 vs. Alabama State, 11/5/19
FGA	.....7 vs. Alabama State, 11/5/19
3FG	.....2, 3x, last at Florida, 2/27/20
3FGA	.....6 at Ole Miss, 1/30/20
FT	.....
FTA	.....
Reb	.....2 vs. Florida, 12/31/20
Blk	.....1 at Clemson, 11/24/19
Stl	.....1, 3x, last at Tennessee, 2/18/21
Asst	.....2 vs. USC Upstate, 11/21/19
Min	.....14 at Ole Miss, 1/30/20

## SEC Career Highs

Pts	.....6, 2x, last at Florida, 2/27/20
FG	.....2, 2x last at Florida, 2/27/20
FGA	.....6, 2x, last vs. Vanderbilt, 2/17/20
3FG	.....2, 2x, last at Florida, 2/27/20
3FGA	.....6 at Ole Miss, 1/30/20
FT	.....
FTA	.....
Reb	.....2 vs. Florida, 12/31/20
Blk	.....
Stl	.....1, 2x, last at Tennessee, 2/18/21
Asst	.....1, 3x, last vs Georgia, 1/21/21
Min	.....14 at Ole Miss, 1/30/20

## GAME-BY-GAME

Opponent	Date	gs	min	Total		3-Pointers		Free throws		Rebounds				pf	a	t/o	blk	stl	pts	avg
				fg-fga	pct	3fg-fga	pct	ft-fa	pct	off	def	tot	avg							
COL. OF CHARLESTON	11/25/20	8	2-4	.500	1-2	.500	0-0	.000	0	0	0	0.0	0	0	1	0	0	5	5.0	
vs South Dakota	11/28/20	6	1-1	1.000	1-1	1.000	0-0	.000	0	0	0	0.0	1	0	0	0	0	3	4.0	
#8/6 NC STATE	12/03/20	0	0-0	.000	0-0	.000	0-0	.000	0	0	0	0.0	0	0	0	0	0	0	2.7	
at #23/18 Iowa State	12/06/20	4	0-1	.000	0-1	.000	0-0	.000	1	0	1	0.3	0	0	1	0	0	2.0	2.0	
TEMPLE	12/17/20	5	1-4	.250	0-3	.000	0-0	.000	1	0	1	0.4	0	0	0	0	0	2	2.0	
FLORIDA	12/31/20	5	0-1	.000	0-0	.000	0-0	.000	0	2	2	0.7	0	0	0	0	0	1.7	1.7	
at Alabama	01/04/21	1	0-0	.000	0-0	.000	0-0	.000	0	0	0	0.6	0	0	0	0	1	1.4	1.4	
at #10/8 Kentucky	01/10/21	0	0-0	.000	0-0	.000	0-0	.000	0	0	0	0.5	0	0	0	0	0	1.3	1.3	
at Vanderbilt	01/14/21	5	1-3	.333	1-3	.333	0-0	.000	0	1	1	0.6	1	0	0	0	0	3	1.4	
#22/23 GEORGIA	01/21/21	3	0-0	.000	0-0	.000	0-0	.000	0	0	0	0.5	0	1	0	0	0	1.3	1.3	
at #21/19 Mississippi State	01/28/21	1	1-1	1.000	1-1	1.000	0-0	.000	0	0	0	0.5	0	0	0	0	0	3	1.5	
ALABAMA	01/31/21	2	0-0	.000	0-0	.000	0-0	.000	0	0	0	0.4	0	0	0	0	0	1.3	1.3	
at Auburn	02/04/21	5	0-0	.000	0-0	.000	0-0	.000	0	0	0	0.4	1	0	0	0	0	1.2	1.2	
MISSOURI	02/11/21	2	0-1	.000	0-1	.000	0-0	.000	0	0	0	0.4	0	0	0	0	0	1.1	1.1	
at #21/21 Tennessee	02/18/21	0	0-0	.000	0-0	.000	0-0	.000	0	0	0	0.3	0	0	1	0	1	1.0	1.1	
#17/17 KENTUCKY	02/21/21	1	0-0	.000	0-0	.000	0-0	.000	0	0	0	0.3	0	0	1	0	0	1.0	1.0	
Totals		0	48	6-16	.375	4-12	.333	0-0	.000	2	3	5	0.3	3	1	4	0	2	16	1.0

Games played: 16  
 Minutes/game: 3.0  
 Points/game: 1.0  
 FG Pct: 37.5  
 3FG Pct: 33.3

Rebounds/game: 0.3  
 Assists/game: 0.1  
 Turnovers/game: 0.3  
 Assist/turnover ratio: 0.3  
 Steals/game: 0.1



# ELYSA WESOLEK

6-1 • Jr. • Forward • Charleston, S.C.

# 32

## Career Stats at South Carolina

Season	gp-gs	min/avg	fg-fga	pct	3fg-fga	pct	ft-fa	pct	off	def	tot	avg	pf	fo	ast	to	blk	stl	pts	avg
2018-19	12-0	52/4.3	7-20	.350	3-10	.300	6-7	.857	8	2	10	0.8	14	0	2	4	1	1	23	1.9
2019-20	20-0	99/5.0	11-29	.379	4-13	.308	2-2	1.000	4	12	16	0.8	11	0	4	9	1	3	28	1.4
2020-21	14-0	75/5.4	3-10	.300	0-3	.000	0-2	.000	7	12	19	1.4	11	0	0	2	3	2	6	0.4
TOTAL	46-0	226/4.9	21-59	.356	7-26	.269	8-11	.727	19	26	45	1.0	36	0	6	15	5	6	57	1.2

## Career Notables

- Hard worker who does what the team needs and keeps a good attitude
- Four-year starter at Northwood Academy including three seasons winning South Carolina Independent School Association (SCISA) 3A state championship (2015, 2016, 2017)
- Amassed over 1,000 points in her high school career, including averaging 18.5 points as a senior

## Season Highlights

- Impressed coaches in preseason with offseason work and improvement
- Has played in 14 games this season, including 10 SEC outings
- Scored her first SEC points of the season with four at Vanderbilt (Jan. 14)
- Played a career-high 16 minutes in the season opener against Charleston (Nov. 25), notching new career bests in rebounds (4) and blocks (2)

## Awards

2x SEC Academic Honor Roll (2018-19, 2019-20)

## Miscellaneous

	Season	Career	Record
10+ Points	0	1	1-0

## Career Highs

Pts	10 vs. ETSU, 11/22/18
FG	3, 2x, last vs. Alabama State, 11/5/19
FGA	5 at Alabama State, 11/11/18
3FG	2 vs. ETSU, 11/22/18
3FGA	3 at Alabama State, 11/11/18
FT	3 at Alabama State, 11/11/18
FTA	3 at Alabama State, 11/11/18
Reb	4 vs. College of Charleston, 11/25/20
Blk	2 vs. College of Charleston, 11/25/20
Stl	2 vs. USC Upstate, 11/21/19
Asst	1, 6x, last at Missouri, 1/16/20
Min	16 vs. College of Charleston, 11/25/20

## SEC Career Highs

Pts	5, 2x, last vs. Vanderbilt, 2/17/20
FG	2, 2x, last at Vanderbilt, 1/14/21
FGA	3, 4x, last at Vanderbilt, 1/14/21
3FG	1 at Ole Miss, 1/30/20
3FGA	2 at Ole Miss, 1/30/20
FT	2 at Ole Miss, 1/30/20
FTA	2 at Ole Miss, 1/30/20
Reb	3 at Auburn, 2/4/21
Blk	1, 2x, last at Ole Miss, 1/30/20
Stl	1 vs. Alabama, 1/31/21
Asst	1 at Missouri, 1/16/20
Min	13 at Vanderbilt, 1/14/21

## GAME-BY-GAME

Opponent	Date	gs	min	Total		3-Pointers		Free throws		Rebounds				pf	a	t/o	blk	stl	pts	avg
				fg-fga	pct	3fg-fga	pct	ft-fa	pct	off	def	tot	avg							
COL. OF CHARLESTON	11/25/20	16	1-1	1.000	0-0	.000	0-0	.000	2	2	4	4.0	3	0	0	2	0	2	2	2.0
vs South Dakota	11/28/20	1	0-0	.000	0-0	.000	0-0	.000	0	1	1	2.5	1	0	0	0	0	0	0	1.0
at #23/18 Iowa State	12/06/20	4	0-1	.000	0-1	.000	0-0	.000	2	0	2	2.3	1	0	0	1	0	0	0	0.7
TEMPLE	12/17/20	11	0-1	.000	0-0	.000	0-2	.000	0	3	3	2.5	1	0	0	0	0	1	0	0.5
FLORIDA	12/31/20	2	0-1	.000	0-1	.000	0-0	.000	0	0	0	2.0	0	0	0	0	0	0	0	0.4
at Alabama	01/04/21	1	0-0	.000	0-0	.000	0-0	.000	0	0	0	1.7	0	0	0	0	0	0	0	0.3
at Vanderbilt	01/14/21	13	2-3	.667	0-0	.000	0-0	.000	1	0	1	1.6	0	0	0	0	0	0	4	0.9
#22/23 GEORGIA	01/21/21	7	0-1	.000	0-1	.000	0-0	.000	0	2	2	1.6	0	0	0	0	0	0	0	0.8
at #21/19 Mississippi State	01/28/21	3	0-0	.000	0-0	.000	0-0	.000	0	0	0	1.4	2	0	0	0	0	0	0	0.7
ALABAMA	01/31/21	3	0-0	.000	0-0	.000	0-0	.000	0	0	0	1.3	0	0	0	0	0	1	0	0.6
at Auburn	02/04/21	9	0-2	.000	0-0	.000	0-0	.000	1	2	3	1.5	1	0	1	0	0	0	0	0.5
MISSOURI	02/11/21	2	0-0	.000	0-0	.000	0-0	.000	0	1	1	1.4	0	0	0	0	0	0	0	0.5
at #21/21 Tennessee	02/18/21	1	0-0	.000	0-0	.000	0-0	.000	1	0	1	1.4	0	0	1	0	0	0	0	0.5
#17/17 KENTUCKY	02/21/21	2	0-0	.000	0-0	.000	0-0	.000	0	1	1	1.4	2	0	0	0	0	0	0	0.4
Totals		0	75	3-10	.300	0-3	.000	0-2	.000	7	12	19	1.4	11	0	2	3	2	6	0.4

Games played: 14  
 Minutes/game: 5.4  
 Points/game: 0.4  
 FG Pct: 30.0  
 3FG Pct: 0.0  
 FT Pct: 0.0

Rebounds/game: 1.4  
 Turnovers/game: 0.1  
 Steals/game: 0.1  
 Blocks/game: 0.2

**Official Basketball Box Score -- Game Totals -- Final Statistics**  
**Col. of Charleston vs #1/1 South Carolina**  
**11/25/20 12:00 pm at Columbia, SC**

**Col. of Charleston 38 • 0-1,0-0 CAA**

#	Player	Total			3-Ptr			Rebounds			PF	TP	A	TO	Blk	Stl	Min
		FG-FGA	FG-FGA	FT-FTA	Off	Def	Tot	Off	Def	Tot							
00	Arynn Eady	f	2-8	0-0	2-2	4	1	5	5	6	0	2	0	2	0	24	
15	Madison Taylor	g	0-1	0-0	0-0	0	0	0	2	0	0	0	0	0	1	14	
02	Taylor Williams	g	4-21	0-7	1-4	5	0	5	4	9	0	3	1	0	0	37	
05	Tyler Gray	g	1-6	0-0	3-8	0	1	1	5	5	0	1	0	0	0	23	
23	Tyler Collins	g	2-13	0-3	1-2	0	1	1	2	5	0	2	0	0	1	27	
01	Shai Blanding	g	0-0	0-0	0-0	0	0	0	1	0	0	2	0	0	0	5	
04	Amira Williams	g	1-6	0-2	0-2	1	0	1	3	2	0	3	0	1	1	12	
11	Chelsea Wooten	g	2-14	1-9	0-0	1	2	3	1	5	0	4	0	0	1	21	
13	Nia Covington	g	1-2	0-0	0-0	1	0	1	1	2	0	1	0	0	0	5	
20	Anika McGarity	g	0-2	0-2	0-0	0	1	1	3	0	0	0	1	0	0	16	
14	Lexi Maddox	g	0-0	0-0	4-6	0	3	3	3	4	0	0	0	0	0	8	
32	Zoe McCrary	g	0-1	0-0	0-0	1	0	1	1	0	0	0	1	0	0	8	
	Team					5	1	6									
<b>Totals</b>			<b>13-74</b>	<b>1-23</b>	<b>11-24</b>	<b>18</b>	<b>10</b>	<b>28</b>	<b>31</b>	<b>38</b>	<b>0</b>	<b>18</b>	<b>3</b>	<b>6</b>	<b>200</b>		

1st FG %:	2-21	9.5%	2nd:	4-17	23.5%	3rd:	4-18	22.2%	4th:	3-18	16.7%	Game:	13-74	17.6%	Deadball	
3FG %:	0-7	0.0%	1-5	20.0%	0-2	0.0%	0-9	0.0%	1-23	4.3%					Rebounds	6,1
FT %:	3-4	75.0%	4-8	50.0%	0-1	0.0%	4-11	36.4%								

**#1/1 South Carolina 119 • 1-0,0-0 SEC**

#	Player	Total			3-Ptr			Rebounds			PF	TP	A	TO	Blk	Stl	Min
		FG-FGA	FG-FGA	FT-FTA	Off	Def	Tot	Off	Def	Tot							
04	Aliyah Boston	f	5-7	0-0	1-2	4	8	12	2	11	1	2	1	0	0	22	
05	Victoria Saxton	f	7-9	0-0	5-8	6	6	12	1	19	2	0	5	2	1	18	
01	Zia Cooke	g	6-11	2-3	4-5	1	0	1	0	18	3	3	0	3	0	20	
02	Destanni Henderson	g	4-7	0-1	3-4	1	5	6	2	11	5	2	1	4	2	21	
12	Brea Beal	g	4-9	0-1	0-1	1	1	2	1	8	1	1	0	1	1	17	
00	Olivia Thompson	g	2-4	1-2	0-0	0	0	0	0	5	2	1	0	0	0	8	
02	Eniya Russell	g	4-7	1-2	5-8	0	4	4	3	14	2	1	0	0	0	20	
11	Destiny Littleton	g	1-6	0-3	5-6	0	8	8	2	7	0	2	0	1	1	19	
15	Laeticia Amihere	g	3-4	0-1	5-9	2	9	11	4	11	2	2	2	0	0	23	
24	Lele Grissett	g	5-6	0-0	3-4	5	5	10	2	13	3	1	2	1	16		
32	Elysa Wesolek	g	1-1	0-0	0-0	2	2	4	3	2	0	0	2	0	16		
	Team					1	2	3									
<b>Totals</b>			<b>42-71</b>	<b>4-13</b>	<b>31-47</b>	<b>23</b>	<b>50</b>	<b>73</b>	<b>20</b>	<b>119</b>	<b>19</b>	<b>15</b>	<b>13</b>	<b>12</b>	<b>200</b>		

1st FG %:	9-18	50.0%	2nd:	12-15	80.0%	3rd:	13-24	54.2%	4th:	8-14	57.1%	Game:	42-71	59.2%	Deadball	
3FG %:	0-3	0.0%	1-2	50.0%	2-3	66.7%	1-5	20.0%	4-13	30.8%					Rebounds	11
FT %:	12-17	70.6%	7-8	87.5%	6-10	60.0%	6-12	50.0%								

Officials: Saif Esho,Luis Gonzalez,Dawn Marsh  
 Technical fouls: Col. of Charleston-None. #1/1 South Carolina-None.

Attendance: 3500  
 2020-21 Women's Basketball. Round: 0. Col. of Charleston vs South Carolina. Pl

Score by periods	1st	2nd	3rd	4th	Total
Col. of Charleston	7	13	8	10	38
#1/1 South Carolina	30	32	34	23	119

Points	In	Off	2nd	Fast	Bench
CC	18	8	8	5	13
SC	74	21	34	43	52

Last FG - CC 4th-00:09, SC 4th-00:45.  
 Largest lead - CC None, SC by 83 4th-00:45.  
 CC led for 00:00. SC led for 39:55. Game was tied for 00:05.

Score tied - 0 times.  
 Lead changed - 0 times.

**Official Basketball Box Score -- Game Totals -- Final Statistics**  
**South Dakota vs #1/1 South Carolina**  
**11/28/20 2:00 pm at Sioux Falls, SD**

**South Dakota 71 • 0-1,0-0 Summit L**

#	Player	Total			3-Ptr			Rebounds			PF	TP	A	TO	Blk	Stl	Min
		FG-FGA	FG-FGA	FT-FTA	Off	Def	Tot	Off	Def	Tot							
30	Jeniah Ugofsky	f	1-3	0-2	1-4	2	3	5	4	3	1	0	0	0	0	21	
34	Hannah Sjerven	c	4-7	0-0	5-8	3	9	12	4	13	2	1	3	3	32		
02	Liv Korngable	g	7-14	0-1	2-3	1	5	6	4	16	7	0	1	0	31		
22	Chloe Lamb	g	8-24	2-7	0-0	1	3	4	5	18	2	1	0	0	35		
42	Maddie Krull	g	6-9	0-2	0-1	0	1	1	4	12	2	2	0	1	31		
01	Claudia Kunzer	g	0-0	0-0	0-0	0	1	1	2	0	0	0	0	0	9		
03	Macy Guebert	g	0-1	0-1	0-0	0	0	0	0	0	0	0	0	0	3		
10	Morgan Hansen	g	1-5	0-2	2-2	0	1	1	0	4	0	1	0	0	11		
14	Regan Sankey	g	0-0	0-0	0-0	0	0	0	0	0	0	0	0	0	0+		
32	Kyah Watson	g	2-4	0-1	1-2	1	2	3	0	5	0	1	0	0	19		
35	Allison Peplowski	g	0-0	0-0	0-0	0	1	1	2	0	1	1	0	0	8		
41	Alexi Hempte	g	0-0	0-0	0-0	0	0	0	0	0	0	0	0	0	0+		
	Team					2	1	3									
<b>Totals</b>			<b>29-67</b>	<b>2-16</b>	<b>11-20</b>	<b>10</b>	<b>27</b>	<b>37</b>	<b>25</b>	<b>71</b>	<b>15</b>	<b>8</b>	<b>3</b>	<b>5</b>	<b>200</b>		

1st FG %:	7-22	31.8%	2nd:	8-16	50.0%	3rd:	5-15	33.3%	4th:	9-14	64.3%	Game:	29-67	43.3%	Deadball	
3FG %:	0-4	0.0%	1-6	16.7%	0-3	0.0%	1-3	33.3%	2-16	12.5%					Rebounds	6,2
FT %:	2-3	66.7%	4-7	57.1%	1-4	25.0%	4-6	66.7%								

**#1/1 South Carolina 81 • 2-0,0-0 SEC**

#	Player	Total			3-Ptr			Rebounds			PF	TP	A	TO	Blk	Stl	Min
		FG-FGA	FG-FGA	FT-FTA	Off	Def	Tot	Off	Def	Tot							
04	Aliyah Boston	f	5-14	0-1	2-4	3	5	8	4	12	4	0	0	4	28		
05	Victoria Saxton	f	2-5	0-0	0-0	2	1	3	2	4	0	1	2	1	15		
01	Zia Cooke	g	5-16	3-7	6-9	0	5	5	2	19	1	3	0	0	36		
02	Destanni Henderson	g	8-13	1-3	2-3	0	9	9	1	19	3	2	0	0	29		
12	Brea Beal	g	1-4	0-0	1-4	2	3	5	4	3	3	1	0	0	23		
00	Olivia Thompson	g	1-1	1-1	0-0	0	0	0	0	1	3	0	0	0	6		
02	Eniya Russell	g	1-3	0-0	0-0	0	0	0	0	1	2	1	0	0	12		
11	Destiny Littleton	g	0-1	0-1	0-0	0	0	0	0	1	0	0	0	0	6		
15	Laeticia Amihere	g	4-12	0-1	3-6	5	4	9	3	11	1	2	3	0	30		
24	Lele Grissett	g	3-3	0-0	2-3	3	2	5	2	8	1	0	0	0	14		
32	Elysa Wesolek	g	0-0	0-0	0-0	0	1	1	1	0	0	0	0	0	1		
	Team					0	0	0									
<b>Totals</b>			<b>30-72</b>	<b>5-14</b>	<b>16-29</b>	<b>15</b>	<b>30</b>	<b>45</b>	<b>22</b>	<b>81</b>	<b>14</b>	<b>9</b>	<b>5</b>	<b>6</b>	<b>200</b>		

1st FG %:	8-18	44.4%	2nd:	6-24	25.0%	3rd:	12-17	70.6%	4th:	4-13	30.8%	Game:	30-72	41.7%	Deadball	
3FG %:	3-4	75.0%	1-5	20.0%	0-3	0.0%	1-2	50.0%	5-14	35.7%					Rebounds	11,1
FT %:	12-17	70.6%	7-8	87.5%	6-10	60.0%	6-12	50.0%								

Officials: Marla Ann Gearhart,Marcus Clayton,Marty Cook  
 Technical fouls: South Dakota-None. #1/1 South Carolina-None.

Attendance: 3500  
 2020-21 Women's Basketball. Round: 0. South Carolina vs South Dakota. Played a

Score by periods	1st	2nd	3rd	4th	Total
South Dakota	16	21	11	23	71
#1/1 South Carolina	19	18	31	13	81

Points	In	Off	2nd	Fast	Bench
SD	50	11	2	11	9
SC	42	9	12	27	24

Last FG - SD 4th-00:42, SC 4th-02:50.  
 Largest lead - SD by 5 2nd-07:10, SC by 21 4th-08:18.  
 SD led for 05:51. SC led for 31:39. Game was tied for 02:30.

Score tied - 5 times.  
 Lead changed - 4 times.

**Official Basketball Box Score -- Game Totals -- Final Statistics**  
**#1/1 South Carolina vs #21/20 Gonzaga**  
**11/29/20 2:00 pm at Sioux Falls, SD**

Official Basketball Box Score -- Game Totals -- Final Statistics
#1/1 South Carolina vs #23/18 Iowa State
12/06/20 11:00 am at Ames, IA

#1/1 South Carolina 83 • 4-1,0-0 SEC

Table with columns: #, Player, FG-FGA, 3-Ptr, FT-FTA, Rebounds (Off, Def, Tot), PF, TP, A, TO, Blk, Stl, Min. Includes team totals and game statistics.

1st - FG %: 10-18 55.6% 2nd: 8-19 42.1% 3rd: 11-17 64.7% 4th: 1-9 11.1% Game: 30-63 47.6% Deadball Rebounds 2,1
3FG %: 5-8 62.5% 1-6 16.7% 4-9 66.7% 1-3 33.3% 13-26 50.0% 1-8 12.5%
FT %: 2-2 100.0% 0-0 0.0% 2-3 66.7% 6-8 75.0% 10-13 76.9%

#23/18 Iowa State 65 • 2-2,1-0 Big 12

Table with columns: #, Player, FG-FGA, 3-Ptr, FT-FTA, Rebounds (Off, Def, Tot), PF, TP, A, TO, Blk, Stl, Min. Includes team totals and game statistics.

1st - FG %: 6-16 37.5% 2nd: 5-17 29.4% 3rd: 9-15 60.0% 4th: 3-14 21.4% Game: 23-62 37.1% Deadball Rebounds 0
3FG %: 1-5 20.0% 0-6 0.0% 4-9 44.4% 0-7 0.0% 5-27 18.5% 14-16 87.5%
FT %: 4-5 80.0% 3-3 100.0% 0-0 0.0% 7-8 87.5% 14-16 87.5%

Officials: Nykesha Thompson,Roy Gulbeyan,Dee Kantner
Technical fouls: #1/1 South Carolina-None. #23/18 Iowa State-None.
Attendance: 864

2020-21 Women's Basketball. Round: 0. Iowa St. vs South Carolina. Played at Ja

Score by periods table with columns: #, 1st, 2nd, 3rd, 4th, Total. Shows scores for #1/1 South Carolina and #23/18 Iowa State.

Last FG - SC 4th-07:05, IowaSt 4th-01:38.
Largest lead - SC by 25 4th-07:05, IowaSt None.
SC led for 39:46. IowaSt led for 00:00. Game was tied for 00:14.

Official Basketball Box Score -- Game Totals -- Final Statistics
Temple vs #5/4 South Carolina
12/17/20 7:00 pm at Columbia, SC

Temple 41 • 0-3,0-0 AAC

Table with columns: #, Player, FG-FGA, 3-Ptr, FT-FTA, Rebounds (Off, Def, Tot), PF, TP, A, TO, Blk, Stl, Min. Includes team totals and game statistics.

1st - FG %: 5-12 41.7% 2nd: 4-16 25.0% 3rd: 4-20 20.0% 4th: 1-12 8.3% Game: 14-60 23.3% Deadball Rebounds 2
3FG %: 2-4 50.0% 1-6 16.7% 4-5 80.0% 1-2 50.0% 1-8 12.5%
FT %: 2-4 50.0% 2-2 100.0% 4-5 80.0% 1-2 50.0% 9-13 69.2%

#5/4 South Carolina 103 • 5-1,0-0 SEC

Table with columns: #, Player, FG-FGA, 3-Ptr, FT-FTA, Rebounds (Off, Def, Tot), PF, TP, A, TO, Blk, Stl, Min. Includes team totals and game statistics.

1st - FG %: 8-15 53.3% 2nd: 7-16 43.8% 3rd: 13-21 61.9% 4th: 11-21 52.4% Game: 39-73 53.4% Deadball Rebounds 6
3FG %: 3-4 75.0% 1-6 16.7% 4-7 57.1% 0-5 0.0% 8-22 36.4%
FT %: 2-2 100.0% 8-12 66.7% 2-3 66.7% 5-8 62.5% 17-25 68.0%

Officials: Karleena Tobin,Katie Lukanich,Pualani Spurlock
Technical fouls: Temple-None. #5/4 South Carolina-None.
Attendance: 3500

2020-21 Women's Basketball. Round: 0. South Carolina vs Temple. Played at Colo

Score by periods table with columns: #, 1st, 2nd, 3rd, 4th, Total. Shows scores for #5/4 South Carolina and Temple.

Last FG - Temple 4th-06:44, SC 4th-00:00.
Largest lead - Temple by 3 1st-08:23, SC by 62 4th-00:00.
Temple led for 02:01, SC led for 35:59. Game was tied for 02:00.

Official Basketball Box Score -- Game Totals -- Final Statistics
Florida vs #5/4 South Carolina
12/31/20 4:00 pm at Columbia, SC

Florida 59 • 7-2,0-1 SEC

Table with columns: #, Player, FG-FGA, 3-Ptr, FT-FTA, Rebounds (Off, Def, Tot), PF, TP, A, TO, Blk, Stl, Min. Includes team totals and game statistics.

1st - FG %: 3-19 15.8% 2nd: 5-13 38.5% 3rd: 12-19 63.2% 4th: 4-14 28.6% Game: 24-65 36.9% Deadball Rebounds 5
3FG %: 0-3 0.0% 2-5 40.0% 4-6 66.7% 1-3 33.3% 7-17 41.2%
FT %: 0-2 0.0% 0-1 0.0% 1-3 33.3% 3-5 60.0% 4-11 36.4%

#5/4 South Carolina 75 • 6-1,1-0 SEC

Table with columns: #, Player, FG-FGA, 3-Ptr, FT-FTA, Rebounds (Off, Def, Tot), PF, TP, A, TO, Blk, Stl, Min. Includes team totals and game statistics.

1st - FG %: 6-21 28.6% 2nd: 11-20 55.0% 3rd: 7-22 31.8% 4th: 7-16 43.8% Game: 31-79 39.2% Deadball Rebounds 3,1
3FG %: 0-3 0.0% 1-5 20.0% 0-2 0.0% 2-6 33.3% 3-16 18.8%
FT %: 2-2 100.0% 2-2 100.0% 4-6 66.7% 2-2 100.0% 10-12 83.3%

Officials: Dawn Marsh,Natasha Camy,Pualani Spurlock-Welsh
Technical fouls: Florida-None. #5/4 South Carolina-None.
Attendance: 3500

2020-21 Women's Basketball. Round: 0. Florida vs South Carolina. Played at Col

Score by periods table with columns: #, 1st, 2nd, 3rd, 4th, Total. Shows scores for Florida and #5/4 South Carolina.

Last FG - UF 4th-00:09, SC 4th-01:18.
Largest lead - UF None, SC by 22 3rd-08:51.
UF led for 00:00, SC led for 39:27. Game was tied for 00:23.

Official Basketball Box Score -- Game Totals -- Final Statistics
#5/4 South Carolina vs Alabama
01/04/21 6:00 pm at Tuscaloosa, AL

#5/4 South Carolina 77 • 7-1,2-0 SEC

Table with columns: #, Player, FG-FGA, 3-Ptr, FT-FTA, Rebounds (Off, Def, Tot), PF, TP, A, TO, Blk, Stl, Min. Includes team totals and game statistics.

1st - FG %: 9-21 42.9% 2nd: 6-11 54.5% 3rd: 9-24 37.5% 4th: 7-18 38.9% Game: 31-74 41.9% Deadball Rebounds 5
3FG %: 0-2 0.0% 1-2 50.0% 1-1 100.0% 1-3 33.3% 3-8 37.5%
FT %: 2-4 50.0% 4-7 57.1% 3-8 37.5% 3-5 60.0%

Alabama 60 • 8-1,1-1 SEC

Table with columns: #, Player, FG-FGA, 3-Ptr, FT-FTA, Rebounds (Off, Def, Tot), PF, TP, A, TO, Blk, Stl, Min. Includes team totals and game statistics.

1st - FG %: 7-17 41.2% 2nd: 3-15 20.0% 3rd: 7-12 58.3% 4th: 5-12 41.7% Game: 22-56 39.3% Deadball Rebounds 5
3FG %: 2-5 40.0% 1-6 16.7% 0-2 0.0% 1-3 33.3% 4-16 25.0%
FT %: 1-1 100.0% 2-4 50.0% 5-6 83.3% 4-8 50.0% 12-19 63.2%

Officials: Cameron Inouye,Angelica Suffren,Dee Kantner
Technical fouls: #5/4 South Carolina-None. Alabama-None.
Attendance: 637

2020-21 Women's Basketball. Round: 0. Alabama vs South Carolina. Played at Col

Score by periods table with columns: #, 1st, 2nd, 3rd, 4th, Total. Shows scores for #5/4 South Carolina and Alabama.

Last FG - SC 4th-00:55, Bama 4th-03:44.
Largest lead - SC by 18 4th-00:55, Bama None.
SC led for 38:12, Bama led for 00:00. Game was tied for 01:48.

**Official Basketball Box Score -- Game Totals -- Final Statistics**  
**#5/4 South Carolina vs #10/8 Kentucky**  
**01/10/21 5:00 pm at Lexington, KY**

**#5/4 South Carolina 75 • 8-1,3-0 SEC**

#	Player	Total		3-Ptr		Rebounds			PF	TP	A	TO	Blk	Stl	Min
		FG-FGA	FG-FGA	FT-FTA	Off	Def	Tot								
04	Aliyah Boston	f	8-14	1-1	3-4	5	7	12	3	20	1	2	7	3	25
05	Victoria Saxton	f	3-5	0-0	1-4	1	1	2	2	7	0	0	1	2	27
01	Zia Cooke	g	2-12	0-1	3-6	0	3	3	0	7	1	2	0	0	36
03	Destanni Henderson	g	8-17	0-0	6-7	2	6	8	0	22	3	6	0	0	38
12	Brea Beal	g	1-2	0-0	0-0	2	4	6	3	2	0	2	0	0	25
00	Olivia Thompson	g	0-0	0-0	0-0	0	0	0	0	0	0	0	0	0	0+
02	Eniya Russell	g	1-2	1-1	0-0	0	1	1	2	3	0	0	0	0	5
11	Destiny Littleton	g	0-0	0-0	0-0	0	0	0	1	0	0	0	0	0	1
15	Leticia Amihere	g	5-9	0-1	0-0	2	2	4	0	10	1	3	0	1	24
24	LeLe Grissett	g	2-3	0-0	0-0	2	1	3	2	4	0	3	2	0	19
	Team					3	4	7							
	Totals		30-64	2-4	13-21	17	29	46	13	75	6	18	10	6	200

1st - FG %: 7-15 46.7% 2nd: 7-17 41.2% 3rd: 10-20 50.0% 4th: 6-12 50.0% Game: 30-64 46.9% Deadball Rebounds 5,1  
 3FG %: 0-1 0.0% 1-2 50.0% 1-1 100.0% 0-0 0.0% 2-4 50.0%  
 FT %: 1-1 100.0% 2-4 50.0% 4-6 66.7% 6-10 60.0% 13-21 61.9%

**#10/8 Kentucky 70 • 9-3,2-2 SEC**

#	Player	Total		3-Ptr		Rebounds			PF	TP	A	TO	Blk	Stl	Min
		FG-FGA	FG-FGA	FT-FTA	Off	Def	Tot								
03	KeKe McKinney	f	0-6	0-3	0-0	2	2	4	3	0	1	1	2	0	30
00	Olivia Owens	c	1-5	0-1	0-0	1	1	2	3	2	0	4	1	1	18
05	Blair Green	g	1-3	1-2	0-0	0	1	1	1	3	1	0	0	0	15
10	Rhnye Howard	g	13-25	0-5	6-6	3	4	7	2	32	3	1	1	2	37
15	Chasity Patterson	g	5-10	2-4	0-0	1	1	2	3	12	4	0	1	2	29
01	Robyn Benton	g	1-9	0-4	3-4	1	1	2	3	5	1	3	1	5	23
13	Jazmine Massengill	g	2-3	0-0	0-0	0	1	1	2	4	0	1	1	2	20
14	Tatyana Wyatt	g	0-0	0-0	0-0	0	0	0	1	0	0	0	0	0	2
21	Nyah Leveretter	g	0-0	0-0	0-0	0	1	1	0	0	0	0	0	0	5
44	Dre'Una Edwards	g	5-13	0-1	2-2	4	3	7	2	12	0	3	0	0	21
	Team					3	1	4							
	Totals		28-74	3-20	11-12	15	16	31	20	70	10	13	7	12	200

1st - FG %: 9-20 45.0% 2nd: 8-18 44.4% 3rd: 6-14 42.9% 4th: 5-22 22.7% Game: 28-74 37.8% Deadball Rebounds 2,3  
 3FG %: 0-3 0.0% 1-4 25.0% 0-4 0.0% 2-9 22.2% 3-20 15.0%  
 FT %: 1-1 100.0% 5-6 83.3% 2-2 100.0% 11-12 91.7%

Officials: Billy Smith,Pualani Spurlock-Welsh,Gina Cross  
 Technical fouls: #5/4 South Carolina-None. #10/8 Kentucky-None.  
 Attendance: 1200  
 2020-21 Women's Basketball. Round: 0. Kentucky vs South Carolina. Played at Me

Score by periods	1st	2nd	3rd	4th	Total
#5/4 South Carolina	15	17	25	18	75
#10/8 Kentucky	19	22	15	14	70

Points	In Paint	Off T/O	2nd Chance	Fast Break	Bench
SC	56	11	23	12	17
UK	34	22	10	8	21

Last FG - SC 4th-01:11, UK 4th-02:31.  
 Largest lead - SC by 9 4th-04:29, UK by 9 2nd-00:02.  
 SC led for 12:43. UK led for 25:13. Game was tied for 02:04.

Score tied - 1 time.  
 Lead changed - 8 times.

**Official Basketball Box Score -- Game Totals -- Final Statistics**  
**#5/4 South Carolina vs Vanderbilt**  
**01/14/21 7:00 pm at Nashville, TN**

**#5/4 South Carolina 106 • 9-1,4-0 SEC**

#	Player	Total		3-Ptr		Rebounds			PF	TP	A	TO	Blk	Stl	Min
		FG-FGA	FG-FGA	FT-FTA	Off	Def	Tot								
04	Aliyah Boston	f	4-8	0-1	1-1	4	6	10	0	9	2	2	4	2	19
05	Victoria Saxton	f	9-10	0-0	2-5	1	1	2	0	20	1	0	1	1	21
01	Zia Cooke	g	3-7	0-1	3-4	0	2	2	1	9	2	2	0	1	23
03	Destanni Henderson	g	4-8	1-3	3-0	0	7	7	1	12	9	1	0	0	26
12	Brea Beal	g	7-9	3-4	0-2	1	2	3	0	17	1	0	0	0	20
00	Olivia Thompson	g	1-3	1-3	0-0	0	1	1	1	3	0	0	0	0	5
02	Eniya Russell	g	3-8	0-2	0-2	0	3	3	1	6	1	1	0	2	20
11	Destiny Littleton	g	2-5	2-3	2-2	0	3	3	1	8	2	1	0	1	17
15	Leticia Amihere	g	4-7	0-0	3-5	4	4	8	3	11	1	1	3	3	19
24	LeLe Grissett	g	3-8	0-0	1-1	7	5	12	4	7	0	3	1	0	17
32	Elysa Wesolek	g	2-3	0-0	0-0	1	0	1	0	4	0	0	0	0	13
	Team					2	6	8							
	Totals		42-76	7-17	15-25	20	40	60	12	106	19	12	9	10	200

1st - FG %: 13-21 61.9% 2nd: 6-13 46.2% 3rd: 13-22 59.1% 4th: 10-20 50.0% Game: 42-76 55.3% Deadball Rebounds 5  
 3FG %: 2-3 66.7% 1-4 25.0% 2-5 40.0% 2-5 40.0% 7-17 41.2%  
 FT %: 2-3 66.7% 6-8 75.0% 5-9 55.6% 2-5 40.0%

**Vanderbilt 43 • 4-3,0-2 SEC**

#	Player	Total		3-Ptr		Rebounds			PF	TP	A	TO	Blk	Stl	Min
		FG-FGA	FG-FGA	FT-FTA	Off	Def	Tot								
05	Yaubryon Chambers	f	1-7	0-0	0-2	1	1	2	4	2	0	2	1	3	32
23	Koi Love	f	8-21	1-2	1-5	0	9	9	2	18	0	5	0	1	33
01	Enna Pehadzic	g	4-12	1-1	0-0	2	2	4	2	9	0	4	0	1	34
02	Chelsie Hall	g	3-13	0-0	2-2	0	4	4	2	8	1	4	0	1	31
02	Brylee Bartram	g	0-5	0-5	0-0	0	0	0	0	0	1	2	0	0	33
00	Bella LaChance	g	1-4	0-0	0-0	0	1	1	1	2	1	0	0	1	14
25	Kyndall Golden	g	1-2	0-0	0-0	0	2	2	5	2	0	1	0	0	13
44	Emily Bowman	g	1-1	0-0	0-0	1	0	1	2	2	0	0	1	0	10
	Team					5	0	5							
	Totals		19-65	2-8	3-9	9	19	28	18	43	3	19	2	7	200

1st - FG %: 5-15 33.3% 2nd: 0-16 0.0% 3rd: 7-17 41.2% 4th: 7-17 41.2% Game: 19-65 29.2% Deadball Rebounds 3  
 3FG %: 1-2 50.0% 0-3 0.0% 0-0 0.0% 1-3 33.3% 2-8 25.0%  
 FT %: 2-4 50.0% 0-0 0.0% 0-0 0.0% 1-5 20.0% 3-9 33.3%

Officials: Eric Koch,Karleena Tobin,Laura Morris  
 Technical fouls: #5/4 South Carolina-None. Vanderbilt-None.  
 Attendance: 24  
 2020-21 Women's Basketball. Round: 0. South Carolina vs Vanderbilt. Played at

Score by periods	1st	2nd	3rd	4th	Total
#5/4 South Carolina	30	19	33	24	106
Vanderbilt	13	0	14	16	43

Points	In Paint	Off T/O	2nd Chance	Fast Break	Bench
SC	66	23	20	41	39
Vandy	32	6	2	12	6

Last FG - SC 4th-00:53, Vandy 4th-02:04.  
 Largest lead - SC by 63 4th-04:43, Vandy None.  
 SC led for 39:39. Vandy led for 00:00. Game was tied for 00:12.

Score tied - 0 times.  
 Lead changed - 0 times.

**Official Basketball Box Score -- Game Totals -- Final Statistics**  
**#15/16 Arkansas vs #4/4 South Carolina**  
**01/18/21 7:00 pm at Columbia, SC**

**#15/16 Arkansas 82 • 11-5,2-4 SEC**

#	Player	Total		3-Ptr		Rebounds			PF	TP	A	TO	Blk	Stl	Min
		FG-FGA	FG-FGA	FT-FTA	Off	Def	Tot								
24	Taylah Thomas	f	2-5	1-1	4-4	2	4	6	3	9	1	0	0	0	22
12	Destiny Slocum	g	7-15	1-4	0-1	1	3	4	4	15	5	2	0	2	33
23	Amber Ramirez	g	4-7	0-0	2-2	0	3	3	2	10	0	1	3	0	33
33	Chelsea Dungee	g	8-18	2-2	4-6	0	5	5	1	22	1	3	1	1	36
43	Makayla Daniels	g	4-10	2-4	0-0	0	1	1	2	10	1	2	0	2	26
01	Marquesha Davis	g	1-5	1-2	0-0	0	3	3	0	3	1	0	1	1	17
04	Erynn Barnum	g	6-10	0-0	1-1	2	1	3	3	13	0	0	1	0	16
14	Jailyn Mason	g	0-1	0-0	0-0	0	0	0	3	0	1	0	0	0	15
25	Destinee Oberg	g	0-0	0-0	0-0	0	0	0	1	0	0	0	0	0	2
	Team					4	0	4							
	Totals		32-71	7-13	11-14	9	20	29	19	82	10	9	6	6	200

1st - FG %: 8-21 38.1% 2nd: 7-14 50.0% 3rd: 9-18 50.0% 4th: 8-18 44.4% Game: 32-71 45.1% Deadball Rebounds 1  
 3FG %: 1-4 25.0% 2-3 66.7% 2-3 66.7% 7-13 53.8%  
 FT %: 0-0 0.0% 4-4 100.0% 4-4 100.0% 3-6 50.0% 11-14 78.6%

**#4/4 South Carolina 104 • 10-1,5-0 SEC**

#	Player	Total		3-Ptr		Rebounds			PF	TP	A	TO	Blk	Stl	Min
		FG-FGA	FG-FGA	FT-FTA	Off	Def	Tot								
04	Aliyah Boston	f	11-17	0-2	4-5	6	10	16	2	26	3	1	6	0	32
05	Victoria Saxton	f	5-8	0-0	1-1	0	4	4	2	10	0	1	1	0	18
01	Zia Cooke	g	3-7	1-3	2-2	0	3	3	4	9	3	4	0	0	22
03	Destanni Henderson	g	6-13	2-2	0-0	1									

**Official Basketball Box Score -- Game Totals -- Final Statistics**  
**#4/3 South Carolina vs LSU**  
**01/24/21 12:00 pm at Baton Rouge, LA**

**#4/3 South Carolina 69 • 12-1,7-0 SEC**

#	Player	Total			3-Ptr			Rebounds			PF	TP	A	TO	Blk	Stl	Min
		FG-FGA	FG-FGA	FT-FTA	FG-FGA	FG-FGA	FT-FTA	Off	Def	Tot							
04	Aliyah Boston	f	8-15	0-2	4-7	6	8	14	3	20	0	1	1	0	0	36	
05	Victoria Saxton	f	2-5	0-0	0-2	2	3	5	3	4	0	1	1	0	1	25	
01	Zia Cooke	g	4-10	0-3	3-6	0	1	1	2	11	0	4	0	2	37		
03	Destanni Henderson	g	5-11	2-7	4-4	0	5	5	2	16	8	6	0	2	35		
12	Brea Beal	g	4-9	0-2	2-6	1	3	4	3	10	4	0	1	2	34		
02	Eniya Russell	g	0-0	0-0	0-0	0	0	0	0	0	1	0	0	1	1		
11	Destiny Littleton	g	0-1	0-1	0-0	0	1	1	0	0	1	0	0	0	7		
15	Laticia Amihere	g	0-0	0-0	0-0	0	2	2	1	0	0	1	0	0	7		
24	LeLe Grissett	g	4-6	0-0	0-0	3	0	3	1	8	3	2	0	0	18		
Team						3	1	4									
Totals			27-57	2-15	13-25	15	24	39	15	69	16	16	3	8	200		

1st - FG %: 5-17 29.4% 2nd: 4-11 36.4% 3rd: 8-13 61.5% 4th: 10-16 62.5% Game: 27-57 47.4% Deadball Rebounds 7  
 3FG %: 0-7 0.0% 0-2 0.0% 1-4 25.0% 1-2 50.0% 2-15 13.3%  
 FT %: 3-5 60.0% 2-4 50.0% 3-8 37.5% 5-8 62.5%

**LSU 65 • 6-7,4-3 SEC**

#	Player	Total			3-Ptr			Rebounds			PF	TP	A	TO	Blk	Stl	Min
		FG-FGA	FG-FGA	FT-FTA	FG-FGA	FG-FGA	FT-FTA	Off	Def	Tot							
00	Awa Trasi	f	4-6	0-0	1-2	0	4	4	4	9	0	3	0	1	31		
24	Faustina Aifuwa	c	1-7	0-0	5-6	2	3	5	3	7	0	2	1	0	29		
03	Khayla Pointer	g	7-16	1-4	3-4	3	2	5	2	18	3	4	0	1	37		
23	Karli Seay	g	2-7	0-0	0-0	2	3	5	2	4	0	0	0	3	35		
25	Rakell Spencer	g	0-1	0-0	2-2	3	1	4	3	2	0	3	0	0	16		
01	Jailin Cherry	g	3-7	1-1	0-0	0	1	1	2	7	0	2	0	1	22		
02	Tiara Young	g	7-13	0-1	2-2	2	4	6	4	16	1	2	0	1	21		
15	Ajae Petty	g	1-3	0-0	0-0	0	0	0	2	2	0	1	0	0	9		
Team						1	2	3									
Totals			25-60	2-6	13-17	13	20	33	22	65	4	17	1	7	200		

1st - FG %: 5-17 29.4% 2nd: 5-13 38.5% 3rd: 7-12 58.3% 4th: 8-18 44.4% Game: 25-60 41.7% Deadball Rebounds 2  
 3FG %: 0-1 0.0% 0-0 0.0% 1-2 50.0% 1-3 33.3% 2-6 33.3%  
 FT %: 2-3 66.7% 3-4 75.0% 5-6 83.3% 3-4 75.0%

Officials: Karen Preato, Eric J Brewton, Tina Napier  
 Technical fouls: #4/3 South Carolina-None. LSU-None.  
 Attendance: 918  
 2020-21 Women's Basketball. Round: 0. LSU vs South Carolina. Played at Maravic

Score by periods	1st	2nd	3rd	4th	Total
#4/3 South Carolina	13	10	20	26	69
LSU	12	13	20	20	65

Last FG - SC 4th-01:14, LSU 4th-00:01.  
 Largest lead - SC by 9 4th-01:14, LSU by 6 3rd-08:40.  
 SC led for 17:16. LSU led for 14:11. Game was tied for 08:33.

Score tied - 10 times.  
 Lead changed - 8 times.

**Official Basketball Box Score -- Game Totals -- Final Statistics**  
**#4/3 South Carolina vs #21/19 Mississippi State**  
**01/28/21 6:00 pm at Starkville, MS**

**#4/3 South Carolina 75 • 13-1,8-0 SEC**

#	Player	Total			3-Ptr			Rebounds			PF	TP	A	TO	Blk	Stl	Min
		FG-FGA	FG-FGA	FT-FTA	FG-FGA	FG-FGA	FT-FTA	Off	Def	Tot							
04	Aliyah Boston	f	3-7	0-2	0-0	4	8	12	4	6	0	4	3	0	22		
05	Victoria Saxton	f	5-8	0-0	3-3	6	5	11	2	13	2	0	1	1	27		
01	Zia Cooke	g	6-16	1-3	6-6	0	3	3	0	19	3	2	0	2	36		
03	Destanni Henderson	g	3-8	0-4	0-0	1	3	4	0	6	2	2	0	1	35		
12	Brea Beal	g	1-8	0-2	4-6	1	4	5	2	6	0	1	0	1	24		
00	Olivia Thompson	g	1-1	1-1	0-0	0	0	0	0	3	0	0	0	0	1		
02	Eniya Russell	g	1-2	0-0	0-0	1	0	1	0	2	0	0	0	0	2		
11	Destiny Littleton	g	1-1	0-0	0-0	0	0	0	0	2	2	1	0	2	8		
15	Laticia Amihere	g	3-9	0-1	1-1	1	6	7	3	7	2	3	0	1	18		
24	LeLe Grissett	g	3-6	0-0	5-6	3	2	5	1	11	1	0	0	1	24		
32	Elysa Wesolek	g	0-0	0-0	0-0	0	0	0	0	2	0	0	0	0	3		
Team						1	2	3									
Totals			27-66	2-13	19-22	18	33	51	14	75	12	13	4	9	200		

1st - FG %: 4-14 28.6% 2nd: 11-21 52.4% 3rd: 4-16 25.0% 4th: 8-15 53.3% Game: 27-66 40.9% Deadball Rebounds 2  
 3FG %: 0-2 0.0% 1-5 20.0% 1-3 33.3% 1-3 33.3%  
 FT %: 2-2 100.0% 3-4 75.0% 10-11 90.9% 4-5 80.0%

**#21/19 Mississippi State 52 • 8-5,3-4 SEC**

#	Player	Total			3-Ptr			Rebounds			PF	TP	A	TO	Blk	Stl	Min
		FG-FGA	FG-FGA	FT-FTA	FG-FGA	FG-FGA	FT-FTA	Off	Def	Tot							
04	Jessica Carter	f	6-16	0-0	0-0	2	8	10	4	12	0	0	3	0	33		
10	Sidney Cooks	f	2-6	1-4	0-0	0	2	2	4	5	1	0	0	0	19		
00	Ja'Mya Mingo-Young	g	2-6	0-1	1-1	2	0	2	1	5	1	3	1	1	25		
01	Myah Taylor	g	3-5	2-3	2-4	1	2	3	3	10	5	5	1	2	31		
21	Madison Hayes	g	0-5	0-1	1-4	3	1	4	3	1	2	2	0	1	21		
02	KN'isha Godfrey	g	0-2	0-2	0-0	0	0	0	3	0	0	1	0	0	4		
03	Aliyah Matharu	g	2-7	0-2	0-2	2	3	5	1	4	0	0	0	1	13		
05	Rickea Jackson	g	7-16	0-1	1-2	3	3	6	0	15	0	1	0	1	31		
11	Xaria Wiggins	g	0-1	0-0	0-2	0	1	1	0	0	0	1	1	0	12		
20	Yerniyah Morris	g	0-1	0-0	0-0	2	1	3	1	0	0	2	0	0	8		
23	Caterion Thompson	g	0-0	0-0	0-0	0	0	0	0	0	0	0	0	0	3		
Team						1	1	2									
Totals			22-65	3-14	5-15	16	22	38	20	52	9	15	6	6	200		

1st - FG %: 5-20 25.0% 2nd: 5-15 33.3% 3rd: 7-14 50.0% 4th: 5-16 31.3% Game: 22-65 33.8% Deadball Rebounds 4  
 3FG %: 1-4 25.0% 1-2 50.0% 1-3 33.3% 0-5 0.0%  
 FT %: 0-2 0.0% 1-2 50.0% 3-6 50.0% 1-5 20.0%

Officials: Karen Preato, Brian Garland, Brian Hall  
 Technical fouls: #4/3 South Carolina-None. #21/19 Mississippi State-None.  
 Attendance: 1000  
 2020-21 Women's Basketball. Round: 0. Mississippi St. vs South Carolina. Played at

Score by periods	1st	2nd	3rd	4th	Total
#4/3 South Carolina	10	26	18	21	75
#21/19 Mississippi State	11	12	18	11	52

Last FG - SC 4th-00:31, MSU 4th-01:18.  
 Largest lead - SC by 23 4th-00:31, MSU by 5 1st-07:49.  
 SC led for 30:11. MSU led for 08:14. Game was tied for 01:06.

Score tied - 0 times.  
 Lead changed - 3 times.

**Official Basketball Box Score -- Game Totals -- Final Statistics**  
**Alabama vs #4/3 South Carolina**  
**01/31/21 3:00 pm at Columbia, SC**

**Alabama 63 • 12-4,5-4 SEC**

#	Player	Total			3-Ptr			Rebounds			PF	TP	A	TO	Blk	Stl	Min
		FG-FGA	FG-FGA	FT-FTA	FG-FGA	FG-FGA	FT-FTA	Off	Def	Tot							
22	Ariyah Copeland	f	3-10	0-0	0-0	3	4	7	3	6	2	0	2	0	23		
04	Jasmine Walker	f	5-11	3-7	2-2	0	5	5	5	15	1	4	2	2	31		
01	Megan Abrams	g	3-8	1-3	3-4	2	3	5	3	10	2	1	0	0	25		
03	Jordan Lewis	g	7-19	3-6	2-5	4	1	5	2	19	2	5	0	3	39		
05	Hannah Barber	g	1-6	0-4	0-0	1	1	2	1	2	1	0	0	1	32		
11	Destiny Rice	g	4-7	0-0	1-1	0	2	2	4	9	0	1	0	0	23		
12	Allie Craig Cruce	g	0-0	0-0	0-0	0	2	2	1	0	0	0	0	0	16		
14	Myra Gordon	g	0-1	0-0	0-0	0	0	0	0	0	0	0	0	0	2		
24	De'Sha Benjamin	g	1-4	0-1	0-0	0	1	1	2	2	1	1	0	0	9		
Team						0	1	1									
Totals			24-66	7-21	8-12	10	20	30	21	63	9	13	4	6	200		

1st - FG %: 8-20 40.0% 2nd: 8-12 66.7% 3rd: 5-16 31.3% 4th: 3-18 16.7% Game: 24-66 36.4% Deadball Rebounds 3  
 3FG %: 3-8 37.5% 2-4 50.0% 1-6 16.7% 7-21 33.3%  
 FT %: 2-4 50.0% 2-2 100.0% 2-2 100.0% 8-12 66.7%

**#4/3 South Carolina 87 • 14-1,9-0 SEC**

#	Player	Total			3-Ptr			Rebounds			PF	TP	A	TO	Blk	Stl	Min
		FG-FGA	FG-FGA	FT-FTA	FG-FGA	FG-FGA	FT-FTA	Off	Def	Tot							
04	Aliyah Boston	f	2-10	0-1	2-2	4	9	13	1	6	6	2	3	0	32		
05	Victoria Saxton	f	5-7	0-0	0-0	0	1	1	2	10	0	1	2	1	18		
01	Zia Cooke	g	7-14	2-3	5-6	1	1	2	2	21	0	1	0	1	25		
03	Destanni Henderson	g	5-8	3-3	1-1	1	5	6	2	14	7	3	0	3	35		
12	Brea Beal	g	4-5														

Official Basketball Box Score -- Game Totals -- Final Statistics
#1/1 South Carolina vs #2/5 UConn
02/08/21 7:00 pm at Mansfield, CT

#1/1 South Carolina 59 • 15-2,10-0 SEC

Table with columns: #, Player, FG-FGA, 3-Ptr, FT-FTA, Rebounds (Off, Def, Tot), PF, TP, A, TO, Blk, Stl, Min. Includes team totals and game statistics.

#2/5 UConn 63 • 14-1,11-0 Big Ea

Table with columns: #, Player, FG-FGA, 3-Ptr, FT-FTA, Rebounds (Off, Def, Tot), PF, TP, A, TO, Blk, Stl, Min. Includes team totals and game statistics.

Officials: Tiara Cruse, Joseph Vaszi, Dee Kantner
Technical fouls: #1/1 South Carolina-None. #2/5 UConn-None.
Attendance: 2020-21 Women's Basketball. Round: 0. South Carolina vs UConn. Played at Harry

Score by periods table and Points In Paint table for the South Carolina vs UConn game.

Last FG - SC OT-01:56, UConn OT-00:10.
Largest lead - SC by 6 1st-02:03, UConn by 7 4th-09:15.
SC led for 25:03. UConn led for 13:40. Game was tied for 06:17.

Official Basketball Box Score -- Game Totals -- Final Statistics
Missouri vs #1/3 South Carolina
02/11/21 7:00 pm at Columbia, SC

Missouri 62 • 7-8,3-7 SEC

Table with columns: #, Player, FG-FGA, 3-Ptr, FT-FTA, Rebounds (Off, Def, Tot), PF, TP, A, TO, Blk, Stl, Min. Includes team totals and game statistics.

#1/3 South Carolina 77 • 16-2,11-0 SEC

Table with columns: #, Player, FG-FGA, 3-Ptr, FT-FTA, Rebounds (Off, Def, Tot), PF, TP, A, TO, Blk, Stl, Min. Includes team totals and game statistics.

Officials: Carla Fountain, Brian Garland, Karen Preato
Technical fouls: Missouri-None. #1/3 South Carolina-None.
Attendance: 3500
2020-21 Women's Basketball. Round: 0. Missouri vs South Carolina. Played at Co

Score by periods table and Points In Paint table for the Missouri vs South Carolina game.

Last FG - Mizzou 4th-00:49, SC 4th-03:10.
Largest lead - Mizzou by 5 1st-03:37, SC by 21 4th-03:10.
Mizzou led for 12:53. SC led for 22:14. Game was tied for 04:53.

Official Basketball Box Score -- Game Totals -- Final Statistics
LSU vs #1/3 South Carolina
02/14/21 12:00 pm at Columbia, SC

LSU 59 • 8-10,6-6 SEC

Table with columns: #, Player, FG-FGA, 3-Ptr, FT-FTA, Rebounds (Off, Def, Tot), PF, TP, A, TO, Blk, Stl, Min. Includes team totals and game statistics.

#1/3 South Carolina 66 • 17-2,12-0 SEC

Table with columns: #, Player, FG-FGA, 3-Ptr, FT-FTA, Rebounds (Off, Def, Tot), PF, TP, A, TO, Blk, Stl, Min. Includes team totals and game statistics.

Officials: Douglas Knight, Felicia Grinter, Denise Brooks
Technical fouls: LSU-None. #1/3 South Carolina-None.
Attendance: 3500
2020-21 Women's Basketball. Round: 0. LSU vs South Carolina. Played at Colonia

Score by periods table and Points In Paint table for the LSU vs South Carolina game.

Last FG - LSU 4th-00:24, SC 4th-01:43.
Largest lead - LSU by 4 1st-08:55, SC by 18 3rd-00:47.
LSU led for 02:13. SC led for 36:46. Game was tied for 01:01.

Official Basketball Box Score -- Game Totals -- Final Statistics
#2/3 South Carolina vs #21/21 Tennessee
02/18/21 7:00 pm at Knoxville, TN

#2/3 South Carolina 67 • 17-3,12-1 SEC

Table with columns: #, Player, FG-FGA, 3-Ptr, FT-FTA, Rebounds (Off, Def, Tot), PF, TP, A, TO, Blk, Stl, Min. Includes team totals and game statistics.

#21/21 Tennessee 75 • 13-5,7-3 SEC

Table with columns: #, Player, FG-FGA, 3-Ptr, FT-FTA, Rebounds (Off, Def, Tot), PF, TP, A, TO, Blk, Stl, Min. Includes team totals and game statistics.

Officials: Natasha Camy, Eric Brewton, Laura Morris
Technical fouls: #2/3 South Carolina-None. #21/21 Tennessee-None.
Attendance: 2512
2020-21 Women's Basketball. Round: 0. South Carolina vs Tennessee. Played at T

Score by periods table and Points In Paint table for the South Carolina vs Tennessee game.

Last FG - SC 4th-00:37, UT 4th-01:16.
Largest lead - SC by 16 2nd-01:43, UT by 9 4th-00:47.
SC led for 25:07. UT led for 10:34. Game was tied for 04:19.

**Official Basketball Box Score -- Game Totals -- Final Statistics**  
**#17/17 Kentucky vs #2/3 South Carolina**  
**02/21/21 3:00 pm at Columbia, SC**

**#17/17 Kentucky 55 • 15-6,8-5 SEC**

##	Player	Total			3-Ptr			Rebounds			PF	TP	A	TO	Blk	Stl	Min
		FG-FGA	FG-FGA	FT-FTA	FG-FGA	FG-FGA	FT-FTA	Off	Def	Tot							
03	KeKe McKinney	f	2-7	0-4	0-0	0	3	3	3	4	1	2	2	0	35		
14	Tatyana Wyatt	f	3-8	0-0	1-1	2	1	3	2	7	1	1	2	0	19		
10	Rhyné Howard	g	2-11	2-8	6-6	0	6	6	2	12	2	2	3	0	35		
13	Jasmine Massengill	g	2-6	2-2	0-0	1	2	3	3	6	5	2	1	1	28		
15	Chasity Patterson	g	4-11	1-2	0-0	2	0	2	1	9	2	1	0	0	31		
00	Olivia Owens		3-5	0-0	0-0	0	1	1	3	6	0	1	0	0	7		
01	Robyn Benton		1-3	0-1	0-0	1	2	3	1	2	0	1	0	2	13		
05	Blair Green		1-2	0-1	0-0	0	0	0	1	2	0	0	0	0	11		
21	Nyah Leveretter		0-0	0-0	0-0	0	0	0	0	0	0	0	0	0	1		
23	Kameron Roach		0-2	0-0	0-0	1	0	1	0	0	0	0	0	1	2		
44	Dre'Una Edwards		2-2	0-0	3-4	0	4	4	5	7	1	1	0	0	18		
	Team					1	3	4			1						
	Totals		20-57	5-18	10-11	8	22	30	21	55	12	12	8	4	200		

1st - FG %: 5-15 33.3% 2nd: 7-15 46.7% 3rd: 6-13 46.2% 4th: 2-14 14.3% Game: 20-57 35.1% Deadball Rebounds: 0,1  
 3FG %: 1-5 20.0% 4-5 80.0% 0-3 0.0% 0-5 0.0% 5-18 27.8%  
 FT %: 1-2 50.0% 0-0 0.0% 0-0 0.0% 9-9 100.0% 10-11 90.9%

**#2/3 South Carolina 76 • 18-3,13-1 SEC**

##	Player	Total			3-Ptr			Rebounds			PF	TP	A	TO	Blk	Stl	Min
		FG-FGA	FG-FGA	FT-FTA	FG-FGA	FG-FGA	FT-FTA	Off	Def	Tot							
04	Aliyah Boston	f	1-4	0-1	2-4	2	9	11	3	4	3	2	2	2	32		
05	Victoria Saxton	f	3-7	0-0	2-4	3	3	6	2	8	1	1	0	0	20		
01	Zia Cooke	g	7-17	2-5	5-8	2	3	5	1	21	2	1	0	0	31		
03	Destanni Henderson	g	6-12	2-4	0-0	0	2	2	2	14	2	3	0	0	35		
24	LeLe Grissett	g	5-11	0-0	3-4	4	2	6	2	13	1	0	2	0	25		
00	Olivia Thompson		0-0	0-0	0-0	0	0	0	0	0	0	1	0	0	1		
02	Eniya Russell		1-2	0-1	2-2	0	0	0	0	4	0	1	0	0	3		
11	Destiny Littleton		0-0	0-0	0-0	0	1	1	0	0	0	0	0	0	8		
12	Brea Beal		0-2	0-0	0-0	0	2	2	1	0	0	0	1	1	17		
15	Laeticia Amihere		5-10	0-0	2-2	7	6	13	2	12	1	2	1	2	26		
32	Elysa Wesolek		0-0	0-0	0-0	0	1	1	2	0	0	0	0	0	2		
	Team					2	0	2									
	Totals		28-65	4-11	16-24	20	29	49	15	76	10	11	6	5	200		

1st - FG %: 4-19 21.1% 2nd: 7-17 41.2% 3rd: 9-15 60.0% 4th: 8-14 57.1% Game: 28-65 43.1% Deadball Rebounds: 2,1  
 3FG %: 1-2 50.0% 1-3 33.3% 1-2 50.0% 1-4 25.0% 4-11 36.4%  
 FT %: 5-11 45.5% 5-7 71.4% 4-4 100.0% 2-2 100.0% 16-24 66.7%

Officials: Jesse Dickerson, Brian Garland, Beverly Roberts  
 Technical fouls: #17/17 Kentucky-None. #2/3 South Carolina-None.  
 Attendance: 3500  
 2020-21 Women's Basketball. Round: 0. Kentucky vs South Carolina. Played at Co

Score by periods	1st	2nd	3rd	4th	Total
#17/17 Kentucky	12	18	12	13	55
#2/3 South Carolina	14	20	23	19	76

Last FG - KY 4th-00:02, SC 4th-00:27.  
 Largest lead - KY by 1 1st-06:35, SC by 24 4th-01:09.  
 KY led for 00:53. SC led for 36:31. Game was tied for 02:36.

Points	In Paint	T/O	2nd Chance	Fast Break	Bench
KY	20	6	3	2	17
SC	46	16	16	10	16

Score tied - 2 times.  
 Lead changed - 4 times.

**Official Basketball Box Score -- Game Totals -- Final Statistics**  
**Ole Miss vs #5/6 South Carolina**  
**02/25/21 1:00 pm at Columbia, SC**

**Ole Miss 43 • 9-10,3-10 SEC**

##	Player	Total			3-Ptr			Rebounds			PF	TP	A	TO	Blk	Stl	Min
		FG-FGA	FG-FGA	FT-FTA	FG-FGA	FG-FGA	FT-FTA	Off	Def	Tot							
00	Shakira Austin	f	8-19	0-2	6-6	1	5	6	0	22	0	2	3	2	30		
05	Snudda Collins	f	0-5	0-1	0-0	0	1	1	1	0	0	0	0	0	25		
32	Iyanla Kitchens	f	0-1	0-0	0-0	2	2	4	4	0	0	0	0	0	28		
02	Mimi Reid	g	1-3	0-1	0-0	0	2	2	2	2	5	0	0	1	24		
03	Donnetta Johnson	g	2-11	0-2	0-0	0	8	8	3	4	0	5	0	1	24		
04	Valerie Nesbitt		3-10	0-0	1-2	0	3	3	3	7	0	5	0	1	17		
15	Caitlin McGee		0-2	0-1	0-0	0	0	0	1	0	0	1	0	0	9		
21	Taylor Smith		1-2	1-1	0-0	0	1	1	0	3	0	0	0	0	7		
23	Jacorrhiah Bracey		0-0	0-0	0-0	0	0	0	0	0	0	0	0	0	1		
24	Madison Scott		0-3	0-0	2-2	2	1	3	4	2	0	0	0	0	13		
25	Tiya Douglas		1-5	1-4	0-0	0	0	0	1	3	0	0	0	0	22		
	Team					0	0	0			2						
	Totals		16-61	2-12	9-10	5	23	28	19	43	5	15	3	5	200		

1st - FG %: 7-14 50.0% 2nd: 1-15 6.7% 3rd: 3-19 15.8% 4th: 5-13 38.5% Game: 16-61 26.2% Deadball Rebounds: 4,2  
 3FG %: 0-1 0.0% 0-3 0.0% 1-4 25.0% 1-4 25.0% 2-12 16.7%  
 FT %: 2-2 100.0% 2-2 100.0% 4-4 100.0% 1-2 50.0% 9-10 90.0%

**#5/6 South Carolina 68 • 19-3,14-1 SEC**

##	Player	Total			3-Ptr			Rebounds			PF	TP	A	TO	Blk	Stl	Min
		FG-FGA	FG-FGA	FT-FTA	FG-FGA	FG-FGA	FT-FTA	Off	Def	Tot							
04	Aliyah Boston	f	1-4	0-1	5-6	2	9	11	4	7	2	1	2	1	34		
05	Victoria Saxton	f	5-6	0-0	0-0	3	5	8	2	10	0	1	0	3	25		
01	Zia Cooke	g	7-23	0-3	3-4	0	1	1	2	17	1	4	0	1	35		
03	Destanni Henderson	g	2-7	2-3	0-0	0	4	4	1	6	4	1	0	1	35		
12	Brea Beal	g	3-4	1-1	1-1	2	7	9	0	8	0	0	2	0	23		
02	Eniya Russell		0-2	0-1	0-0	0	1	1	0	0	0	1	1	2	4		
11	Destiny Littleton		0-0	0-0	0-0	0	1	1	0	0	0	0	0	0	3		
15	Laeticia Amihere		3-6	0-0	2-5	2	1	3	2	8	1	3	1	0	17		
24	LeLe Grissett		3-6	0-0	6-8	0	5	5	2	12	2	2	1	1	24		
	Team					0	0	0			1						
	Totals		24-58	3-9	17-24	9	34	43	13	68	10	14	7	9	200		

1st - FG %: 8-16 50.0% 2nd: 4-14 28.6% 3rd: 6-14 42.9% 4th: 6-14 42.9% Game: 24-58 41.4% Deadball Rebounds: 7,3  
 3FG %: 1-3 33.3% 0-2 0.0% 2-3 66.7% 0-1 0.0% 3-9 33.3%  
 FT %: 5-7 71.4% 3-3 100.0% 2-6 33.3% 7-8 87.5%

Officials: Technical fouls: Ole Miss-None. #5/6 South Carolina-None.  
 Attendance: 3500  
 2020-21 Women's Basketball. Round: 0. Ole Miss vs South Carolina. Played at Co

Score by periods	1st	2nd	3rd	4th	Total
Ole Miss	16	4	11	12	43
#5/6 South Carolina	22	11	16	19	68

Last FG - OM 4th-02:39, SC 4th-00:44.  
 Largest lead - OM by 4 1st-07:38, SC by 25 4th-00:44.  
 OM led for 01:44. SC led for 35:43. Game was tied for 02:33.

Points	In Paint	T/O	2nd Chance	Fast Break	Bench
OM	20	10	7	2	15
SC	34	17	14	13	20

Score tied - 3 times.  
 Lead changed - 2 times.



**2020-21 South Carolina Basketball**  
**#5/6 South Carolina Points-Rebounds-Assists (as of Feb 25, 2021)**  
**All games**

Opponent	Date	Score	THOMPSON, 00	COOKE,ZIA, 01	RUSSELL,EN, 02	HENDERSON, 03	BOSTON,ALI, 04	SAXTON,VIC, 05	LITTLETON, 11	BEAL,BREA, 12	AMHERE,LA, 15	GRISSETT,L, 24	WESOLEKE, 32
CC	11/25/20	119-38 W	5-0-0	18-1-3	14-4-2	11-6-5	11-12-1	19-12-2	7-8-0	8-2-1	11-11-2	13-10-3	2-4-0
vs SD	11/28/20	81-71 W	3-0-0	19-5-1	2-0-1	19-9-3	12-8-4	4-3-0	0-0-0	3-5-3	11-9-1	8-5-1	0-1-0
vs Gonz	11/29/20	79-72 W	DNP	16-4-4	DNP	23-3-2	10-5-0	9-6-1	1-1-1	12-7-1	6-4-2	2-2-1	DNP
NCSU	12/03/20	46-54 L	0-0-0	11-5-1	0-0-0	2-7-6	9-9-0	0-3-0	0-2-0	5-4-0	11-15-2	8-3-0	DNP
at lowaSt	12/06/20	83-65 W	0-1-0	19-1-4	8-1-0	12-4-7	13-15-3	9-9-1	5-7-3	13-4-2	4-2-1	DNP	0-2-0
Temple	12/17/20	103-41 W	2-1-0	23-3-4	11-3-1	8-3-7	14-9-1	16-7-0	6-4-2	5-3-3	11-3-1	7-7-3	0-3-0
UF	12/31/20	75-59 W	0-2-0	26-3-5	0-1-0	2-7-9	28-16-1	9-12-0	DNP	4-1-2	2-3-2	4-2-0	0-0-0
at Bama	01/04/21	77-60 W	0-0-0	18-3-2	0-0-0	20-8-5	5-10-0	15-6-0	DNP	8-10-0	3-5-0	8-4-2	0-0-0
at UK	01/10/21	75-70 W	0-0-0	7-3-1	3-1-0	22-8-3	20-12-1	7-2-0	0-0-0	2-6-0	10-4-1	4-3-0	DNP
at Vandy	01/14/21	106-43 W	3-1-0	9-2-2	6-3-1	12-7-9	9-10-2	20-2-1	8-3-2	17-3-1	11-8-1	7-12-0	4-1-0
Ark	01/18/21	104-82 W	DNP	9-3-3	3-1-1	14-2-10	26-16-3	10-4-0	7-5-1	22-4-1	6-1-2	7-8-0	DNP
UGA	01/21/21	62-50 W	0-0-1	16-2-0	0-0-0	2-4-3	16-11-2	9-11-0	1-5-1	9-7-1	4-2-1	5-0-1	0-2-0
at LSU	01/24/21	69-65 W	DNP	11-1-0	0-0-1	16-5-8	20-14-0	4-5-0	0-1-0	10-4-4	0-2-0	8-3-3	DNP
at MSU	01/28/21	75-52 W	3-0-0	19-3-3	2-1-0	6-4-2	6-12-0	13-11-2	2-0-2	6-5-0	7-7-2	11-5-1	0-0-0
Bama	01/31/21	87-63 W	0-0-0	21-2-0	4-3-0	14-6-7	6-13-6	10-1-0	8-3-2	11-6-0	7-1-0	6-4-0	0-0-0
at AUB	02/04/21	77-58 W	0-0-0	17-2-2	3-1-0	4-4-9	14-8-1	11-7-0	6-4-2	6-5-1	6-9-0	10-4-0	0-3-0
at UConn	02/08/21	59-63 L	DNP	11-4-3	DNP	11-5-3	17-15-1	5-8-0	0-1-0	8-10-0	4-2-0	3-3-0	DNP
Mizzou	02/11/21	77-62 W	0-0-0	15-2-1	1-0-0	11-4-3	11-12-1	10-6-0	5-1-0	9-4-3	6-6-0	9-1-2	0-1-0
LSU	02/14/21	66-59 W	DNP	13-4-4	4-0-0	19-2-3	12-13-2	8-5-0	0-4-0	4-3-0	6-5-0	0-4-1	DNP
at UT	02/18/21	67-75 L	0-0-0	15-3-2	4-2-0	15-3-6	17-16-1	6-6-0	DNP	4-1-0	4-3-2	2-1-0	0-1-0
KY	02/21/21	76-55 W	0-0-0	21-5-2	4-0-0	14-2-2	4-11-3	8-6-1	0-1-0	0-2-0	12-13-1	13-6-1	0-1-0
OM	02/25/21	68-43 W	DNP	17-1-1	0-1-0	6-4-4	7-11-2	10-8-0	0-1-0	8-9-0	8-3-1	12-5-2	DNP

**2020-21 South Carolina Basketball**  
**#5/6 South Carolina Team Game-by-Game Comparison (as of Feb 25, 2021)**  
**All games**

Opponent	1st	2nd	Score	Mar	Total FG	FG Pct	3-Pointers	3FG Pct	Free Throws	FT Pct	Rebounds	Assist	T/Over	Block	Steal	Fouls
COL. OF CHARLESTON	62/20	57/18	119-38	+81	42-71/13-74	.592/.176	4-13/4-23	.308/.043	31-47/11-24	.660/.458	73/28	19/0	15/18	13/3	12/6	20/31
South Dakota	37/37	44/34	81-71	+10	30-72/29-67	.417/.433	5-14/2-16	.357/.125	16-29/11-20	.552/.550	45/37	14/15	9/8	5/3	6/5	22/25
#21/20 Gonzaga	38/34	41/38	79-72	+7	26-54/29-55	.481/.527	2-5/9-19	.400/.474	25-41/5-13	.610/.385	36/29	12/20	12/15	4/5	6/4	17/32
#8/6 NC STATE	20/21	26/33	46-54	(8)	20-74/20-68	.270/.294	2-12/4-17	.167/.235	4-11/10-12	.364/.833	54/49	9/10	11/9	6/7	2/2	15/12
#23/18 Iowa State	44/30	39/35	83-65	+18	30-63/23-62	.476/.371	13-26/5-27	.500/.185	10-13/4-16	.769/.875	50/24	21/8	19/10	6/5	1/8	21/10
TEMPLE	44/25	59/16	103-41	+62	39-73/14-60	.534/.233	8-22/4-23	.364/.174	17-25/9-13	.680/.692	54/30	22/6	6/18	7/5	10/1	8/19
FLORIDA	39/18	36/41	75-59	+16	31-79/24-65	.392/.369	3-16/7-17	.188/.412	10-12/4-11	.833/.364	51/39	19/11	15/21	10/2	12/3	14/14
Alabama	37/26	40/34	77-60	+17	31-74/22-56	.419/.393	3-8/4-16	.375/.250	12-24/12-19	.500/.632	55/31	9/9	13/12	4/5	7/5	14/21
#10/8 Kentucky	32/41	43/29	75-70	+5	30-64/28-74	.469/.378	2-4/3-20	.500/.150	13-21/11-12	.619/.917	46/31	6/10	18/13	10/7	6/12	13/20
Vanderbilt	49/13	57/30	106-43	+63	42-76/19-65	.553/.292	7-17/2-8	.412/.250	15-25/3-9	.600/.333	60/28	19/3	12/19	9/2	10/7	12/18
#15/16 ARKANSAS	42/37	62/45	104-82	+22	40-74/32-71	.541/.451	8-15/7-13	.533/.538	16-22/11-14	.727/.786	50/29	21/10	13/9	10/6	4/6	16/19
#22/23 GEORGIA	30/18	32/32	62-50	+12	22-62/22-65	.355/.338	2-11/1-5	.182/.200	16-24/5-8	.667/.625	47/37	10/13	20/23	14/7	14/5	15/20
LSU	23/25	46/40	69-65	+4	27-57/25-60	.474/.417	2-15/2-6	.133/.333	13-25/13-17	.520/.765	39/33	16/4	16/17	3/1	8/7	15/22
#21/19 Mississippi State	36/23	39/29	75-52	+23	27-66/22-65	.409/.338	2-13/3-14	.154/.214	19-22/5-15	.864/.333	51/38	12/9	13/15	4/6	9/6	14/20
ALABAMA	40/41	47/22	87-63	+24	31-61/24-66	.508/.364	6-10/7-21	.600/.333	19-20/8-12	.950/.667	43/30	15/9	13/13	8/4	10/6	15/21
Auburn	47/18	30/40	77-58	+19	31-63/23-66	.492/.348	6-12/7-15	.500/.467	9-14/5-10	.643/.500	51/29	15/11	17/9	6/3	4/7	12/15
#25 UConn	24/24	30/30	59-63	(4)	25-68/29-73	.368/.397	1-9/2-15	.111/.133	8-15/3-8	.533/.375	52/39	7/15	21/17	4/8	3/11	15/19
MISSOURI	36/36	41/26	77-62	+15	29-61/23-58	.475/.397	4-15/8-21	.267/.381	15-21/8-10	.714/.800	38/30	10/6	8/11	8/3	6/5	13/21
LSU	34/22	32/37	66-59	+7	23-61/23-61	.377/.377	4-13/2-9	.308/.222	16-25/11-15	.640/.733	49/32	10/10	20/17	10/10	10/9	16/19
#21/21 Tennessee	37/25	30/50	67-75	(8)	26-68/26-60	.382/.433	3-14/3-8	.214/.375	12-16/20-28	.750/.714	40/40	-	11/14	13/13	5/5	8/6
#17/17 KENTUCKY	34/30	42/25	76-55	+21	28-65/20-57	.431/.351	4-11/5-18	.364/.278	16-24/10-11	.667/.909	49/30	10/12	11/12	6/8	5/4	15/21
OLE MISS	33/20	35/23	68-43	+25	24-58/16-61	.414/.262	3-9/2-12	.333/.167	17-24/9-10	.708/.900	43/28	10/5	14/15	7/3	9/5	13/19

Note: Game totals are displayed in the format TEAM/OPPONENT for each category

### #5/6 South Carolina Combined Team Statistics (as of Feb 25, 2021) Conference games only

<b>RECORD:</b>		<b>OVERALL</b>		<b>HOME</b>		<b>AWAY</b>		<b>NEUTRAL</b>	
ALL GAMES		14-1		8-0		6-1		0-0	
CONFERENCE		14-1		8-0		6-1		0-0	
NON-CONFERENCE		0-0		0-0		0-0		0-0	

#	Player	gp-gs	min	avg	Total		3-Point		F-Throw		Rebounds			pf	dq	a	to	blk	stl	pts	avg	
					fg-fga	fg%	3fg-fga	3fg%	ft-fga	ft%	off	def	tot									
01	Zia Cooke	15-15	464	30.9	87-226	.385	13-50	.260	47-62	.758	6	33	39	2.6	20	0	28	32	1	15	234	15.6
04	Aliyah Boston	15-15	448	29.9	78-154	.506	5-21	.238	40-54	.741	60	125	185	12.3	40	0	25	24	55	17	201	13.4
03	Destanni Henderson	15-15	511	34.1	68-149	.456	20-46	.435	21-24	.875	13	57	70	4.7	17	0	83	43	1	21	177	11.8
05	Victoria Saxton	15-15	350	23.3	62-110	.564	0-0	.000	26-45	.578	42	50	92	6.1	29	0	4	14	20	23	150	10.0
12	Brea Beal	15-14	365	24.3	46-98	.469	9-28	.321	19-30	.633	18	52	70	4.7	27	0	13	13	9	11	120	8.0
24	LeLe Grissett	15-1	292	19.5	40-86	.465	1-2	.500	25-38	.658	36	26	62	4.1	30	0	13	27	11	7	106	7.1
15	Laeticia Amihere	15-0	268	17.9	36-94	.383	0-3	.000	20-36	.556	32	40	72	4.8	30	0	13	39	14	14	92	6.1
11	Destiny Littleton	12-0	142	11.8	11-23	.478	7-14	.500	8-10	.800	3	25	28	2.3	6	0	10	6	1	5	37	3.1
02	Eniya Russell	15-0	92	6.1	10-36	.278	2-12	.167	12-20	.600	1	13	14	0.9	11	0	3	9	2	6	34	2.3
00	Olivia Thompson	11-0	25	2.3	2-6	.333	2-5	.400	0-0	.000	0	3	3	0.3	2	0	1	2	0	2	6	0.5
32	Elysa Wesolek	10-0	43	4.3	2-7	.286	0-2	.000	0-0	.000	3	6	9	0.9	5	0	0	2	0	1	4	0.4
Team											34	34	68				5					
Total.....		15	3000		442-989	.447	59-183	.322	218-319	.683	248	464	712	47.5	217	0	193	216	114	122	1161	77.4
Opponents.....		15	3000		349-950	.367	63-203	.310	135-201	.672	153	332	485	32.3	290	7	136	219	72	93	896	59.7

### South Carolina Combined Team Statistics (as of Feb 21, 2021) vs. Ranked Teams

<b>RECORD:</b>		<b>OVERALL</b>		<b>HOME</b>		<b>AWAY</b>		<b>NEUTRAL</b>	
ALL GAMES		7-3		3-1		3-2		1-0	
CONFERENCE		5-1		3-0		2-1		0-0	
NON-CONFERENCE		2-2		0-1		1-1		1-0	

#	Player	gp-gs	min	avg	Total		3-Point		F-Throw		Rebounds			pf	dq	a	to	blk	stl	pts	avg	
					fg-fga	fg%	3fg-fga	3fg%	ft-fga	ft%	off	def	tot									
01	Zia Cooke	10-10	322	32.2	51-150	.340	11-33	.333	31-38	.816	4	29	33	3.3	12	0	23	22	0	6	144	14.4
04	Aliyah Boston	10-10	312	31.2	55-113	.487	4-19	.211	24-33	.727	42	80	122	12.2	31	0	14	20	35	12	138	13.8
03	Destanni Henderson	10-10	358	35.8	46-116	.397	11-27	.407	18-27	.667	11	31	42	4.2	13	0	44	35	1	5	121	12.1
12	Brea Beal	10-9	259	25.9	29-67	.433	7-17	.412	16-22	.727	13	37	50	5.0	16	0	5	14	5	8	81	8.1
05	Victoria Saxton	10-10	227	22.7	30-54	.556	0-0	.000	16-26	.615	27	39	66	6.6	28	0	5	13	10	8	76	7.6
15	Laeticia Amihere	10-0	191	19.1	28-71	.394	0-4	.000	12-19	.632	24	29	53	5.3	22	1	14	19	9	10	68	6.8
24	Lele Grissett	9-1	176	19.6	21-47	.447	0-0	.000	13-28	.464	18	13	31	3.4	21	1	4	11	6	5	55	6.1
02	Eniya Russell	8-0	58	7.3	8-22	.364	2-8	.250	6-10	.600	1	5	6	0.8	8	0	1	8	2	0	24	3.0
11	Destiny Littleton	9-0	96	10.7	5-14	.357	3-8	.375	3-6	.500	4	18	22	2.4	5	0	8	2	0	3	16	1.8
00	Olivia Thompson	7-0	9	1.3	1-2	.500	1-2	.500	0-0	.000	1	0	1	0.1	0	0	1	3	0	1	3	0.4
32	Elysa Wesolek	5-0	17	3.4	0-2	.000	0-2	.000	0-0	.000	3	3	6	1.2	5	0	0	1	1	0	0	0.0
Team											22	21	43				3					
Total.....		10	2025		274-658	.416	39-120	.325	139-209	.665	170	305	475	47.5	161	2	119	151	69	58	726	72.6
Opponents.....		10	2025		251-650	.386	42-156	.269	94-137	.686	112	234	346	34.6	193	5	121	136	64	64	638	63.8

Date	Opponent	Score	Att.
@ 11/29/20	vs #21/20 Gonzaga	W 79-72	0
12/03/20	#8/6 NC STATE	L 46-54	3500
< 12/06/20	at #23/18 Iowa State	W 83-65	864
* 01/10/21	at #10/8 Kentucky	W 75-70	1200
* 01/18/21	#15/16 ARKANSAS	W 104-82	3500
* 01/21/21	#22/23 GEORGIA	W 62-50	3500
* 01/28/21	at #21/19 Mississippi State	W 75-52	1000
02/08/21	at #2/5 UConn	Lot 59-63	0
* 02/18/21	at #21/21 Tennessee	L 67-75	2512
* 02/21/21	#17/17 KENTUCKY	W 76-55	3500

**2020-21 South Carolina Basketball**  
**#5/6 South Carolina Combined Team Statistics (as of Feb 25, 2021)**  
**All games**

<b>RECORD:</b>	<b>OVERALL</b>	<b>HOME</b>	<b>AWAY</b>	<b>NEUTRAL</b>
ALL GAMES	19-3	10-1	7-2	2-0
CONFERENCE	14-1	8-0	6-1	0-0
NON-CONFERENCE	5-2	2-1	1-1	2-0

##	Player	gp-gs	min	avg	Total		3-Point		F-Throw		Rebounds					pts	avg							
					fg-fga	fg%	3fg-fga	3fg%	ft-fga	ft%	off	def	tot	avg	pf			dq	a	to	blk	stl		
01	Zia Cooke	22-22	684	31.1	126-324	.389	30-81	.370	69-90	.767	10	52	62	2.8	28	0	48	50	1	19	351	16.0		
04	Aliyah Boston	22-22	658	29.9	115-234	.491	7-33	.212	50-70	.714	89	169	258	11.7	60	0	35	34	65	26	287	13.0		
03	Destanni Henderson	22-22	730	33.2	99-222	.446	27-63	.429	38-51	.745	19	88	107	4.9	25	0	116	60	3	26	263	12.0		
05	Victoria Saxton	22-21	497	22.6	87-150	.580	0-0	.000	38-64	.594	61	79	140	6.4	47	0	8	25	34	28	212	9.6		
12	Brea Beal	22-21	546	24.8	68-150	.453	13-39	.333	25-43	.581	31	74	105	4.8	39	0	23	23	12	16	174	7.9		
24	Lele Grissett	21-1	395	18.8	57-110	.518	1-2	.500	32-57	.561	50	42	92	4.4	44	1	21	31	15	11	147	7.0		
15	Laeticia Amihere	22-1	407	18.5	55-145	.379	0-8	.000	40-68	.588	50	68	118	5.4	48	1	22	50	22	16	150	6.8		
02	Eniya Russell	20-0	154	7.7	22-61	.361	4-19	.211	21-35	.600	2	20	22	1.1	18	0	7	14	3	8	69	3.5		
11	Destiny Littleton	19-0	231	12.2	16-42	.381	8-24	.333	16-20	.800	5	46	51	2.7	12	0	16	8	1	8	56	2.9		
00	Olivia Thompson	16-0	48	3.0	6-16	.375	4-12	.333	0-0	.000	2	3	5	0.3	3	0	1	4	0	2	16	1.0		
32	Elysa Wesolek	14-0	75	5.4	3-10	.300	0-3	.000	0-2	.000	7	12	19	1.4	11	0	0	2	3	2	6	0.4		
Team											49	48	97						8					
Total.....		22	4425		654-1464	.447	94-284	.331	329-500	.658	375	701	1076	48.9	335	2	297	309	159	162	1731	78.7		
Opponents.....		22	4425		506-1409	.359	90-343	.262	198-307	.645	236	485	721	32.8	438	12	210	314	108	130	1300	59.1		

**TEAM STATISTICS**

	<b>SC</b>	<b>OPP</b>
SCORING	1731	1300
Points per game	78.7	59.1
Scoring margin	+19.6	-
FIELD GOALS-ATT	654-1464	506-1409
Field goal pct	.447	.359
3 POINT FG-ATT	94-284	90-343
3-point FG pct	.331	.262
3-pt FG made per game	4.3	4.1
FREE THROWS-ATT	329-500	198-307
Free throw pct	.658	.645
F-Throws made per game	15.0	9.0
REBOUNDS	1076	721
Rebounds per game	48.9	32.8
Rebounding margin	+16.1	-
ASSISTS	297	210
Assists per game	13.5	9.5
TURNOVERS	309	314
Turnovers per game	14.0	14.3
Turnover margin	+0.2	-
Assist/turnover ratio	1.0	0.7
STEALS	162	130
Steals per game	7.4	5.9
BLOCKS	159	108
Blocks per game	7.2	4.9
ATTENDANCE	38500	7763
Home games-Avg/Game	11-3500	9-863
Neutral site-Avg/Game	-	2-0

<b>Date</b>	<b>Opponent</b>		<b>Score</b>	<b>Att.</b>
11/25/20	COL. OF CHARLESTON	w	119-38	3500
@ 11/28/20	vs South Dakota	w	81-71	0
@ 11/29/20	vs #21/20 Gonzaga	w	79-72	0
12/03/20	#8/6 NC STATE	L	46-54	3500
< 12/06/20	at #23/18 Iowa State	w	83-65	864
12/17/20	TEMPLE	w	103-41	3500
* 12/31/20	FLORIDA	w	75-59	3500
* 01/04/21	at Alabama	w	77-60	637
* 01/10/21	at #10/8 Kentucky	w	75-70	1200
* 01/14/21	at Vanderbilt	w	106-43	24
* 01/18/21	#15/16 ARKANSAS	w	104-82	3500
* 01/21/21	#22/23 GEORGIA	w	62-50	3500
* 01/24/21	at LSU	w	69-65	918
* 01/28/21	at #21/19 Mississippi State	w	75-52	1000
* 01/31/21	ALABAMA	w	87-63	3500
* 02/04/21	at Auburn	w	77-58	608
02/08/21	at #2/5 UConn	Lot	59-63	0
* 02/11/21	MISSOURI	w	77-62	3500
* 02/14/21	LSU	w	66-59	3500
* 02/18/21	at #21/21 Tennessee	L	67-75	2512
* 02/21/21	#17/17 KENTUCKY	w	76-55	3500
* 02/25/21	OLE MISS	w	68-43	3500

@ = Bad Boy Mowers Crossover Classic (Sioux Falls, S.D.)

< = SEC/Big 12 Challenge

\* = SEC game

<b>Score by Periods</b>	<b>1st</b>	<b>2nd</b>	<b>3rd</b>	<b>4th</b>	<b>OT</b>	<b>Totals</b>
#5/6 South Carolina	427	391	502	406	5	1731
Opponents	299	285	371	336	9	1300