

GAME 27 | SUNDAY, MARCH 21, 2021

NCAA TOURNAMENT 1ST ROUND (HEMISFAIR REGION)

6 P.M. (ET) | SAN ANTONIO, TEXAS | ALAMODOME

TV: ESPN | RADIO: 107.5 THE GAME
 LIVE STATS: GAMECOCKS.STATBROADCAST.COM

GAMECOCK NCAA TOURNAMENT HISTORY

Appearances.....	17 (1982, 1986, 1988, 1989, 1990, 1991, 2002, 2003, 2012, 2013, 2014, 2015, 2016, 2017, 2018, 2019, 2021)
Overall Record (Staley Era).....	30-15 (22-7)
Sweet 16 Appearances.....	10 (1982, 1990, 2002, 2012, 2014, 2015, 2016, 2017, 2018, 2019)
Elite Eight Appearances.....	4 (2002, 2015, 2017, 2018)
Final Four Appearances.....	2 (2015, 2017)
National Championships.....	1 (2017)

Italics indicates during the Dawn Staley era

ABOUT TONIGHT'S GAME

- The Gamecocks are 6-2 all-time against Mercer. This will be the two teams' first meeting in the NCAA Tournament.
- South Carolina is 13-3 all-time in its first game of the NCAA Tournament, including an 8-0 mark in the Dawn Staley era. The Gamecocks have won Staley's eight first-round games by an average of 27.6 points.
- A win tonight would be the 500th of Dawn Staley's college coaching career. So far, 327 of those wins have come in her 13 seasons at South Carolina as the program's all-time winningest coach.

GAMECOCK NOTABLES

- South Carolina enters the NCAA Tournament as a No. 1 seed for the fifth time in the last eight tournaments. The Gamecocks earned that seed playing the toughest schedule in the country, facing an NCAA-best 13 ranked opponents, while not suffering any "bad losses" as their four defeats came to the Nos. 1, 3, 4 and 13 teams in this week's AP Poll.
- With so many known stars on the South Carolina roster, it's easy to forget that this season's team is young, especially in the postseason. Just four returning Gamecocks have played in an NCAA Tournament, and those four have played a combined 153 minutes in the event. Take senior LeLe Grissett, who is out for this year's event due to injury, out of that group, and the combined minutes fall to 83.
- First-Team All-American Aliyah Boston continues to be in the discussion for national player of the year because of the myriad of ways she can impact a game. In the Gamecocks' offense she has been both primary scorer and key distributor as her vision, calm and basketball IQ make her a keen passer. Defensively, she is among the country's best shot blockers (12th, 2.8 bpg) but she is also able to defend on the perimeter against post players or against guards on a switch, while still recovering to protect the paint. The combination has made her a finalist for the Naismith Trophy and a semifinalist for Naismith Defensive Player of the Year, so far.
- While Boston often steals the headlines, the Gamecocks' starting backcourt is among the most dynamic in the country. Sophomore Zia Cooke can pour in points, ranking 13th in the SEC with 15.9 ppg, which includes 22 double-figure games and five 20-point outings, and can be a hawkish on-ball defender. Junior Destanni Henderson powers the Gamecock offense, both with her SEC-best 5.2 assists per game and her 12.6 points per game, and is lightning fast with the ball. Henderson scores or assists on 45.0 percent of the Gamecocks 16.0 fast-break points per game. Both were named to the SEC All-Tournament Team.

+14.8	18	45.5
The Gamecocks have out-rebounded their opponents by an SEC-best 14.8 boards per game, which ranks third in the nation.	South Carolina is 18-0 when shooting 40.0 percent or better, compared to just 4-4 when shooting below that mark.	The Gamecocks shot 45.5 percent (15-33) from 3-point range in the SEC Tournament after hitting just 32.4 percent entering the event.

GAMECOCKS

22-4, 14-2 SEC (#1 seed)
Ranking: 6/5 (AP/Coaches)
Head Coach: Dawn Staley
Record at SC: 327-102 (13th)
Career Record: 499-182 (21st)
Top Scorer: Zia Cooke (15.9)
Top Rebounder: Aliyah Boston (11.7)



BEARS

19-6, 10-3 SoCon (#16 seed)
Ranking: -/- (AP/Coaches)
Head Coach: Susie Gardner
Record at MU: 196-146 (11th)
Career Record: 372-294 (22nd)
Top Scorer: Amoria Neal-Tyson (16.9)
Top Rebounder: Jaron Dougherty (9.6)



SCHEDULE/RESULTS

Nov. 25	Charleston (SECN+)	W, 119-38
<i>Women's Bad Boy Mowers Crossover Classic</i>		
Nov. 28	vs. South Dakota	W, 81-71
Nov. 29	vs. #21/20 Gonzaga	W, 79-72
Dec. 3	#8/6 NC State (ESPN2)	L, 46-54
<i>SEC/Big 12 Challenge</i>		
Dec. 6	at #23/18 Iowa State (ESPN)	W, 83-65
Dec. 17	Temple (SECN)	W, 103-41
Dec. 31	Florida* (ESPN)	W, 75-59
Jan. 4	at Alabama (SECN)	W, 77-60
Jan. 10	at #10/8 Kentucky* (ESPN)	W, 75-70
Jan. 14	at Vanderbilt* (SECN+)	W, 106-43
Jan. 18	#15/16 Arkansas* (ESPN2)	W, 104-82
Jan. 21	#22/23 Georgia* (SECN)	W, 62-50
Jan. 24	at LSU* (SECN)	W, 69-65
Jan. 28	at #21/19 Mississippi St.* (ESPN)	W, 75-52
Jan. 31	Alabama* (SECN)	W, 87-63
Feb. 4	at Auburn* (SECN+)	W, 77-58
Feb. 8	at #2/5 UConn (FS1)	L, 59-63
Feb. 11	Missouri* (SECN)	W, 77-62
Feb. 14	LSU* (SECN)	W, 66-59
Feb. 18	at #21/21 Tennessee (SECN)	L, 67-75
Feb. 21	#17/17 Kentucky* (ESPN)	W, 76-55
Feb. 25	Ole Miss* (SECN+)	W, 68-43
Feb. 28	at #3/3 Texas A&M* (ESPN2)	L, 57-65
<i>SEC Tournament (Greenville, S.C.)</i>		
Mar. 5	Alabama (SECN)	W, 75-63
Mar. 6	#14/16 Tennessee (ESPN)	W, 67-52
Mar. 7	#16/21 Georgia (ESPN2)	W, 67-62












NCAA Tournament (San Antonio, Texas)
 Mar. 21 Mercer (ESPN) 6 p.m.

All Times Listed as Eastern and are subject to change
 * indicates SEC Game

TALE OF THE TAPE

SOUTH CAROLINA	76.8	.440	.336	.671	14.6	59.3	.365	.270	+14.8	13.1	+0.4	7.1	7.3
MERCER	69.0	.405	.331	.724	10.9	59.2	.385	.269	-0.9	14.4	+7.5	4.3	8.9
	Points	FG%	3FG%	FT%	FTM per Game	Scoring Def.	FG% Def.	3FG% Def.	Reb. Margin	Assists	TO Margin	Blocks	Steals

2020-21 SOUTH CAROLINA MEDIA ROSTER

0		<p>Olivia Thompson 5-8 • So. • Guard • Lexington, S.C.</p> <p>PPG 0.9 RPG 0.3 APG 0.1 FG% .375 FT% --</p>	<p>LAST GM: 1 min vs. Tennessee NOTABLE: Good outside shooter ... has played in 17 games this season, hitting a 3 in four ... 2019 SCBCA Class 5A Player of the Year and SC HS Sports Report co-Statewide Player of the Year.</p>	<p>Career Highs Pts: 10 vs. Alabama St., 11/5/19 Asst: 2 vs. USC Upstate, 11/21/19 Stl: 1, 3x, at Tennessee, 2/18/21 Reb: 2 vs. Florida, 12/31/20 Min: 14 at Ole Miss, 1/30/20</p>
1		<p>Zia Cooke 5-9 • So. • Guard • Toledo, Ohio <i>ZY-uh COOK</i></p> <p>PPG 15.9 RPG 2.8 APG 2.0 FG% .384 FT% .774</p>	<p>LAST GM: 8 pts vs. Georgia NOTABLE: Explosive, athletic guard who finds the rim and has great body control ... 13th in SEC in ppg ... 22 games of 10+ points, including five 20-point games ... All-SEC 1st Team; Ann Meyers Drysdale Award Top 5 ... SEC All-Tournament.</p>	<p>Career Highs Pts: 27 at Dayton 11/13/19 Reb: 7 at Dayton, 11/13/19 Asst: 5, 2x, vs. Florida, 12/31/20 Stl: 4 vs. USC Upstate, 11/21/19 Min: 37, 4x, vs. Alabama, 3/5/21</p>
2		<p>Eniya Russell 6-1 • Fr. • Guard • Baltimore, Md. <i>ih-NYE-uh</i></p> <p>PPG 3.0 RPG 1.0 APG 0.3 FG% .349 FT% .600</p>	<p>LAST GM: 1 min vs. Tennessee NOTABLE: Good passer, can shoot deep 3, gets to the rim, strong pull-up game ... has played in 23 games, including all 16 in SEC ... 2 games of 10+ points ... scored 14.9 points per game as a high school senior.</p>	<p>Career Highs Pts: 14 vs. Charleston, 11/25/20 Reb: 4 vs. Charleston, 11/25/20 Asst: 2 vs. Charleston, 11/25/20 Stl: 2, 2x, at Vandy, 1/14/21 Min: 20, 2x, at Vandy, 1/14/21</p>
3		<p>Destanni Henderson 5-7 • Jr. • Guard • Fort Myers, Fla. <i>DES-tuh-nee</i></p> <p>PPG 12.6 RPG 5.0 APG 5.2 FG% .441 FT% .746</p>	<p>LAST GM: 18 pts, 3 assts, 9 rebs vs. Georgia NOTABLE: Confident, explosive guard ... 1st in SEC in apg, 27th in nation ... in SEC games - 5.6 apg (1st) ... shooting 42.7% from 3 ... Crossover Classic MVP ... 2020 and 2021 SEC All-Tournament, 2019 SEC All-Freshman Team.</p>	<p>Career Highs Pts: 23 vs. Gonzaga, 11/29/20 Reb: 9, 2x, vs. Georgia, 3/7/21 Asst: 10 vs. Arkansas, 1/18/21 Stl: 5 at Temple, 12/7/19 Min: 40, 2x, vs. Georgia, 3/7/21</p>
4		<p>Aliyah Boston 6-5 • So. • For. • St. Thomas, U.S.V.I. <i>uh-LEE-uh</i></p> <p>PPG 13.7 RPG 11.7 BPG 2.8 FG% .502 FT% .736</p>	<p>LAST GM: 27 pts, 10 rebs, 4 blks vs. Georgia NOTABLE: Physical, loves contact, good range ... 14th in NCAA in rpg; 12th in NCAA in bpg ... vs. SEC 13.0 ppg, 12.3 rpg (2nd), 3.6 bpg (1st) ... SEC Co-Def. POY ... 1st-team All-America; Naismith, Wade, Wooden Watch Lists ... SEC Tour MVP.</p>	<p>Career Highs Pts: 28 vs. Florida, 12/31/20 Reb: 25 vs. Arkansas, 1/9/20 Blk: 10, 2x, vs. Georgia, 1/21/21 Stl: 4, 2x, S. Dakota, 11/28/20 Min: 43 at UConn, 2/8/21</p>
5		<p>Victoria Saxton 6-2 • Jr. • Forward • Rome, Ga. <i>vic-TAR-ee-uh</i></p> <p>PPG 8.7 RPG 5.8 BPG 1.4 FG% .557 FT% .588</p>	<p>LAST GM: 3 pts, 3 rebs, 2 stls vs. Georgia NOTABLE: Team captain ... lithe, athletic forward, quick off the floor, great rebounder and shot blocker ... 6th in SEC in bpg, 9th in off. rpg (2.7) ... 10 games of 10+ points, 4 games of 10+ rebs ... 2019 SEC All-Freshman Team.</p>	<p>Career Highs Pts: 20 at Vandy, 1/14/21 Reb: 12, 2x, vs. Florida, 12/31/20 Blk: 5, 2x, Charleston, 11/25/20 Stl: 3, 4x, at Auburn, 2/4/21 Min: 32 at Iowa State, 12/6/20</p>
11		<p>Destiny Littleton 5-9 • Jr. • Guard • San Diego, Calif.</p> <p>PPG 2.6 RPG 2.4 APG 0.8 FG% .356 FT% .792</p>	<p>LAST GM: 4 mins vs. Georgia NOTABLE: Big guard, good scorer/shooter ... returning from procedure to alleviate chronic ankle issues last season ... played in 23 games, 12 SEC ... scored in 13 games ... season-high 8 points twice - at Vanderbilt, vs. Alabama.</p>	<p>Career Highs Pts: 22 vs. Northwestern St., 12/29/18* Reb: 8, 2x, vs. Charleston, 11/25/20 Asst: 7 vs. Northwestern St., 12/29/18* Stl: 3, 2x, at Oklahoma St., 2/12/19* Min: 34, 2x, vs. Kansas St., 2/17/19* <small>* indicates set prior to South Carolina</small></p>
12		<p>Brea Beal 6-1 • So. • Guard • Rock Island, Ill. <i>BREE</i></p> <p>PPG 7.5 RPG 4.8 APG 1.0 FG% .434 FT% .612</p>	<p>LAST GM: 7 pts, 4 rebs, 3 blks vs. Georgia NOTABLE: Big, physical guard who got stronger in offseason ... brings intangibles, incredible competitiveness ... takes toughest defensive assignment ... 10+ points in six games, 2 games of 10+ rebounds.</p>	<p>Career Highs Pts: 22 vs. Arkansas, 1/18/21 Reb: 13 at Missouri, 1/16/20 Asst: 4, 3x, at LSU, 1/24/21 Stl: 3, 4x, vs. Miss. State, 1/20/20 Min: 45 at UConn, 2/8/21</p>
15		<p>Laeticia Amihere 6-4 • So. • For. • Mississauga, Ontario <i>luh-TEE-shuh ah-MEE-hear</i></p> <p>PPG 6.2 RPG 5.0 BPG 1.0 FG% .369 FT% .600</p>	<p>LAST GM: 2 pts, 2 rebs, 1 blk vs. Georgia NOTABLE: Explosive, athletic forward with solid guard skills ... growing confidence with more game action ... 11th in SEC in bpg ... 10+ points 7 times, 10+ rebounds 3 times, 3+ blocks 4 times.</p>	<p>Career Highs Pts: 16 at Ole Miss, 1/30/20 Reb: 15 vs. NC State, 12/3/20 Blk: 3, 7x, vs. Arkansas, 1/18/21 Stl: 4 vs. Georgia, 1/21/21 Min: 30 vs. S. Dakota, 11/28/20</p>
24		<p>LeLe Grissett 6-2 • Sr. • G/F • Durham, N.C. <i>LEE-lee grih-SET</i></p> <p>PPG 6.7 RPG 4.2 APG 1.0 FG% .500 FT% .559</p>	<p>LAST GM: 2 pts, 4 rebs vs. Georgia NOTABLE: Out for NCAA Tour with right lower leg injury ... long, versatile, high-energy guard who can play any position on the floor ... "big guard" who can score in the post and rebound ... 10+ points in 5 games.</p>	<p>Career Highs Pts: 22 at Vanderbilt, 1/18/18 Reb: 12 at Vandy, 1/14/21 Asst: 4, 2x, vs. Arkansas, 3/7/20 Stl: 4, 2x, vs. Georgia, 3/6/20 Min: 29 vs. Tennessee, 1/14/18</p>
32		<p>Elysa Wesolek 6-1 • Jr. • Forward • Charleston, S.C. <i>uh-LISS-uh WES-uh-leck</i></p> <p>PPG 0.5 RPG 1.3 BPG 0.2 FG% .300 FT% .250</p>	<p>LAST GM: 1 pt, 3 mins vs. Tennessee NOTABLE: Solid shooting forward ... has played in 15 games, including 10 SEC ... appeared in 20 games in 2019-20, including 10 of 16 SEC contests ... has one double-figure scoring game in her career ... 2018 SCISA Miss Basketball.</p>	<p>Career Highs Pts: 10 vs. ETSU, 11/22/18 Reb: 2, 9x, vs. Georgia, 1/21/21 Asst: 1, 6x, at Missouri, 1/16/20 Stl: 2 vs. USC Upstate, 11/21/19 Min: 13 at Vandy, 1/14/21</p>

QUICK FACTS

The University

Location: Columbia, S.C.

Founded: 1801

Enrollment: 33,176

Colors: Garnet (PMS 202C) and Black

Nickname: Gamecocks

Conference: Southeastern

President: Bob Caslen

Athletics Director: Ray Tanner

Facility: Colonial Life Arena (18,000)

Coaching Staff

Head Coach: Dawn Staley

Alma Mater: Virginia, 1992

Overall Record: 499-182 (21st season)

School Record: 327-102 (13th season)

Assoc. Head Coach, Alma Mater:

Lisa Boyer, Ithaca, 1979 (13th season)

Assistant Coaches, Alma Mater:

Fred Chmiel, Excelsior, 2001 (6th season)

Jolette Law, Iowa, 1990 (4th season)

Team Information

2019-20 Record: 32-1

Home: 15-0 Away: 12-0 Neutral: 5-1

SEC Record (Finish): 16-0 (1st)

Home: 8-0 Away: 8-0

Letterwinners Returning/Lost: 9/2

Starters Returning/Lost: 3/2

Program History

First Year of Women's Basketball: 1974-75

All-Time Record: 907-531 (47th season)

All-Time SEC Record: 216-211 (30th season)

NCAA Appearances (Last): 16 (2019)

NCAA Tournament Record: 28-14

2019 NCAA Result: Sweet 16, L, 68-93 vs. Baylor, Greensboro, N.C.

WNIT Appearances (Last): 4 (2011)

WNIT Record: 3-4

Media Relations

Women's Basketball Contact: Diana Koval

Office: 803.777.7977

Cell: 314.369.6050

Email: dkoval@mailbox.sc.edu

Press Row Phone: 803.777.6182

Women's Basketball on Social Media:

Twitter: @GamecockWBB

Instagram: @GamecockWBB

Facebook: @GamecockWBB

TikTok: @GamecockWBB

Head Coach on Social Media

Twitter: @DawnStaley

Instagram: @Staley05

Athletics Department on the Web

Website: GamecocksOnline.com

Twitter: @GamecocksOnline

Instagram: @GamecocksOnline

Facebook: Facebook.com/GamecocksOnline

YouTube: YouTube.com/GamecocksOnline

CURRENT STREAKS

	Total	Home	Road	Neut.
Overall	W5	W9	L2	W10
SEC	W2	W16	L1	—
Non-Conference	W3	W1	L1	W10
Ranked Teams	W2	W3	L2	W6

Five-Second Count

South Carolina women's basketball is in the midst of its most successful era, claiming at least 20 wins for the last nine seasons, including four 30-win seasons in the last six campaigns. The Gamecocks have played in the NCAA Elite Eight three times in the last five NCAA Tournaments, including winning the 2017 National Championship, and have been ranked in the AP Top 25 for 168 consecutive weeks, including 37 straight weeks in the top 10. Staley has led the Gamecocks to their only No. 1 rankings in program history (12 weeks in 2014-15, 10 weeks in 2019-20, 3 weeks in 2020-21), five SEC regular-season titles and six SEC Tournament championships.

Under Staley's leadership, six Gamecocks have earned All-America status, two have earned SEC Player of the Year honors and 16 have picked up All-SEC recognition at least once. Eight Gamecocks have been selected in the WNBA Draft in the last five years, including 2018 No. 1 overall pick Aja Wilson, who went on to become the Gamecocks' second-straight WNBA Rookie of the Year (2018) and the program's first WNBA MVP (2020).

Mercer Series Notes

South Carolina leads the series against Mercer 6-2, but the two have never met in the postseason. The last meeting between the two teams was a 77-30 Gamecock victory on Nov. 24, 2006, in Columbia.

Neutral Stance

The Gamecocks are 140-93 (.601) all-time on a neutral court. South Carolina head coach Dawn Staley is 57-25 in games played at neutral sites, including a 34-14 mark in postseason action.

NCAA Tournament Tally

South Carolina is in its 17th NCAA Tournament and ninth straight under head coach Dawn Staley. The Gamecocks are 30-15 overall in the event with 10 Sweet 16 appearances, four Elite 8 seasons, two Final Four showings and the 2017 National Championship.

In her 21st season as a head coach, Staley has taken a team to the NCAA Tournament 15 times. She is 24-13 at the event, including a 22-7 mark at South Carolina.

Gamecocks Against the Field

This season, South Carolina has faced 11 of the 64 teams in the NCAA Tournament field, just one of which is in the Hemisfair Region. The Gamecocks went 12-4 against those 11 teams, including a 9-2 mark against the

WHAT MATTERS

South Carolina head coach Dawn Staley picked "What Matters" as this season's theme, reflecting the value of knowing what matters most to you – your why – and how focusing on that provides a navigational guide through challenging times.

Each Gamecock wrote her own personal statement of "What Matters" to her. Pieces of each statement were blended together as a script for the video that launched the team.

That video and each Gamecocks' personal "What Matters" statement can be found at GamecocksOnline.com/WhatMatters.

six SEC teams.

In addition to their six league rivals in the field – Alabama, Arkansas, Georgia, Kentucky, Tennessee, Texas A&M – South Carolina played non-conference games against Gonzaga, Iowa State, NC State, South Dakota and UConn.

Ranked Readings

South Carolina is 85-66 against nationally ranked opponents under head coach Dawn Staley, although that record is skewed by the early seasons of her tenure. The Gamecocks are 70-26 (.729) versus ranked foes since the start of the 2014-15 campaign, including a 24-19 mark against top-10 opponents during that time.

With a 9-4 record against ranked opponents season, the Gamecocks are tied with Texas A&M for most wins over ranked opponents in the country.

Ranking Review

The Gamecocks are No. 6 in this week's AP Poll and No. 5 in the USA Today Coaches' Poll.

Ranked in the AP Top 25 for the last 168 consecutive weeks, South Carolina has the fourth-longest active streak in the nation. With 37 consecutive appearances in the top 10 of the AP Poll, the Gamecocks have the fifth-longest active streak of top-10 showings in the nation.

Schedule Strength

The Gamecocks lead the country in opponents' winning percentage (.680) and South Carolina's 13 games against nationally ranked opponents are two more than any other team in the country.

GAMECOCKS IN THE RANKINGS (thru games of 3/14)

Team	SEC	NCAA	Actual	Aliyah Boston	SEC	NCAA	Actual
Scoring Offense	2	20	76.8	Scoring Avg.	22	—	13.7
Scoring Defense	1	56	59.3	Rebounding Avg.	2	14	11.7
Scoring Margin	1	9	+17.5	Field Goal Percentage	6	61	.502
Field Goal Percentage	7	48	.440	Blocked Shots Per Game	2	12	2.8
Field Goal %age Def.	2	33	.365	Off. Rebs. Per Game	2	18	4.0
3-Point FG %age	7	76	.336	Double-Doubles	2	9	15
3-Point FG %age Def.	1	31	.270	Zia Cooke	SEC	NCAA	Actual
3-Point FG Made/Gm.	13	286	4.4	Scoring Avg.	13	154	15.9
Free Throw Percentage	11	238	.671	Free Throw Percentage	10	190	.774
Rebounding Offense	1	4	47.7	Destanni Henderson	SEC	NCAA	Actual
Rebounding Defense	2	—	32.8	Scoring Avg.	29	—	12.6
Rebounding Margin	1	3	+14.8	Assists Per Game	1	27	5.2
Assists Per Game	9	152	13.1	Assist-to-Turnover Ratio	6	91	1.8
Steals Per Game	9	189	7.3	Minutes Per Game	8	—	33.8
Turnover Margin	8	151	+0.4	Victoria Saxton	SEC	NCAA	Actual
Turnovers Per Game	—	72	14.2	Blocked Shots Per Game	6	109	1.4
Assist-to-Turnover Ratio	6	108	0.9	Off. Rebs. Per Game	9	—	2.7
Blocked Shots Per Game	1	1	7.1				
Home Attendance Avg.	1	1	3,500				

Staley's Stand

In her 21st season as a head coach, Dawn Staley has a .733 (499-182) winning percentage, which ranks 13th in the nation among active head coaches with at least 10 seasons of experience (sixth among Power 5 conference coaches). The unanimous 2020 National Coach of the Year, she became the first person to win both a Naismith Player of the Year Trophy and a Naismith Coach of the Year Trophy.

Leading the Gamecocks for the 13th season, Staley is the program's all-time winningest coach (327) with a program-record 10 postseason appearances (9 NCAA/1 WNIT). She accounts for both of the Gamecocks' Final Four appearances (2015, 2017) and the first national championship in program history.

After winning five SEC regular-season titles, Staley has won 152 SEC games to rank second among active league coaches (Gary Blair, Texas A&M, 154) and fourth all-time. Her 11.7 SEC wins average is the best in league history, and her .738 SEC winning percentage (152-54) is second only to Tennessee's Pat Summitt (.874) in league history.

Oh Captain, My Captain

South Carolina named two team captains this season – Aliyah Boston and Victoria Saxton. It is the second season that Saxton has been a team captain.

Awards Season

Aliyah Boston leads the awards list for the Gamecocks with her selection to the AP All-America First Team this

week. She is a finalist for the Naismith Trophy and on the Wooden Award National Ballot. The SEC co-Defensive Player of the Year is a semifinalist for Naismith Defensive Player of the Year as well, and she repeated on the All-SEC First Team. Boston is also on the Lisa Leslie Award Top 5.

Fellow sophomore Zia Cooke earned her first All-SEC honors, capturing a spot on the Second Team. She is also on the Ann Meyers Drysdale Award Top 5.

For the Record

In closing out SEC regular-season play, the Gamecocks reset several program records for league games. Not surprisingly, the program record for rebounds per SEC game was raised to 47.2, and the record for rebounding margin in SEC games increased to 14.4.

Aliyah Boston now holds four program SEC-season records – rebounds (196), offensive rebounds (62), blocks (57) and blocks average (3.6). Her 93 career blocks in SEC games are already second and her 16 career double-doubles vs. SEC teams are third.

Destanni Henderson's 89 assists in SEC games this season were fourth in program history, and her 551 minutes played vs. SEC teams is third.

Historic Boston

With her 16 points, 11 rebounds and 10 blocks against #22/23 Georgia (Jan. 21), AP First-Team All-American Aliyah Boston became the first Gamecock to record a triple-double against an SEC opponent and against a

ranked opponent. Hers was just the seventh triple-double in an SEC regular-season game in league history; it was just the second that included blocked shots

Boston is also the first in Gamecock history to record multiple triple-doubles in her career, joining just two other SEC players in that category in league history. She is the first to do it with blocked shots.

Boston's 28 double-doubles in 59 career games are ninth in program history, just one shy of eighth place. Her 16 career double-doubles during SEC play, including nine

NATIONAL RANKINGS

Associated Press Poll (Mar. 15)

1. UConn	24-1
2. Stanford	25-2
3. NC State	20-2
4. Texas A&M	23-2
5. Baylor	25-2
6. South Carolina	22-4
7. Maryland	24-2
8. Louisville	23-3
9. UCLA	16-5
10. Georgia	20-6
11. Arizona	16-5
12. Indiana	18-5
13. Tennessee	16-7
14. Gonzaga	23-3
15. Arkansas	19-8
16. Michigan	14-5
17. West Virginia	21-6
18. Kentucky	17-8
19. South Florida	18-3
20. Missouri State	21-2
21. Rutgers	14-4
22. Ohio State	13-7
23. Oregon	13-8
24. Florida Gulf Coast	26-2
25. South Dakota State	21-3

USA Today/WBCA Coaches' Poll (Mar. 15)

1. UConn	24-1
2. Stanford	25-2
3. NC State	20-2
4. Texas A&M	23-2
5. South Carolina	22-4
6. Baylor	25-2
7. Louisville	23-3
8. Maryland	24-2
9. UCLA	16-5
10. Indiana	18-5
11. Arizona	16-5
12. Georgia	20-6
13. Gonzaga	23-3
14. Michigan	14-5
15. Tennessee	16-7
16. Arkansas	19-8
17. Missouri State	21-2
18. South Florida	18-3
19. Kentucky	17-8
20. West Virginia	21-6
21. Florida Gulf Coast	26-2
22. Oregon	13-8
23. Rutgers	14-4
24. Ohio State	13-7
25. South Dakota State	21-3

FROM THE WEIGHT ROOM...

The Gamecocks' athleticism and physicality are both natural and fine-tuned by hours in the weight room under the guidance of sports performance coach Molly Binetti. A few key measurements from the team...

Wingspan

Laeticia Amihere – 6-foot-10
Aliyah Boston – 6-foot-9.5
Victoria Saxton – 6-foot-5

Speed

The Gamecock have serious speed in the open court. Laeticia Amihere registered the fastest 3/4-court sprint time at 2.96 seconds. Brea Beal, Zia Cooke, and Destanni Henderson all registered times between 3.1 and 3.15 seconds

Power

7 of 11 Gamecocks have a standing, two-foot vertical jump over 25 inches with Victoria Saxton leading the way at 29 inches. She can also touch 10-foot-5.

Amihere has a 27.9-inch vertical jump (a 6-inch improvement from last season) and can touch 10-foot-9.

Henderson improved her vertical jump from 24 inches to 27 inches this season.

6 Gamecocks have broad jumps greater than eight feet with Saxton leading at 9-foot-1.

Strength

8 of 11 Gamecocks back squat over 225 pounds – BEST: Amihere, 305

All 11 Gamecocks bench press over 135 pounds – BEST: Amihere, 175

10 of 11 Gamecocks can do multiple chin-ups – BEST: Cooke, 12

TEAM STATEMENT ON NATIONAL ANTHEM DEMONSTRATION

As a team, we have taken our season theme of "What Matters" to heart. We are a team of individuals who each have opinions about what matters most to us.

During the national anthem this season, each of us has made an individual decision about how to use our platform to call attention to what matters most to us. Many of us stay seated or kneel to shine a light on the need for racial equality, social justice and ending systemic racism in our country. One of us chooses to stand in honor of her family's military service.

The two positions are not mutually exclusive. Each action does not reflect one belief **OR** the other; we are capable of having multiple passions, multiple values. We do not believe that one action demonizes the other.

At the end of the anthem, just as before it, we are a team; and the best part of being on a team is learning from, accepting and supporting each other's decisions. While we differ in the way we express ourselves during the anthem, we are united by that unconditional support of each other.

We know that not everyone will agree with the decisions we made, but we ask that everyone respect our right to make them.

GAMECOCKS IN 2020-21 NATIONAL POLLS

Poll	Pre	11/30	12/7	12/14	12/21	12/28	1/4	1/11	1/18	1/25	2/1	2/8	2/15	2/22	3/1	3/8	3/15	Final
Associated Press	1	1	5	5	5	5	5	5	4	4	2	1	2	5	7	5	6	
Coaches	1	—	4	4	4	4	4	4	3	3	1	3	3	6	7	5	5	

this season, rank third in program history, trailing only A'ja Wilson (2015-18) with 21 and Alaina Coates (2014-17) with 27. Fifteen of the 28 have been against ranked teams, including eight this season.

In just her 47th career game, Boston reached the program's career top 10 in blocked shots (130), hitting the mark 11 games faster than record-holder A'ja Wilson, who finished her career with 363 blocks in 138 games. Boston is currently sixth with 160 career blocks, four away from Elem Ibiam (2012-15) in fifth place.

Boardroom

South Carolina opened the season with a Staley-era record 73 rebounds against Charleston (Nov. 25) and

hasn't looked back. The Gamecocks are fourth in the nation in rebounds per game (47.7) and third in rebound margin at an SEC-best +14.8 advantage.

The Gamecocks have not been out-rebounded this season and have a +11.8 rebounding margin in their 13 games against ranked opponents. South Carolina is fourth in the nation in offensive rebounding (16.6) and averages 16.8 second-chance points. The Gamecocks are cleaning up an SEC-best 42.7 percent of their own missed shots, including 42.1 percent in SEC games.

Aliyah Boston leads the way on the glass (11.7 rpg), ranking 14th in the nation and second in the SEC overall and in league games (12.3). Her 4.0 offensive rebounds per game are 18th in the country, second in the SEC.

Junior Victoria Saxton is also among the SEC's top 10 in offensive rebounds per game, ranking ninth (2.7).

Block Party

South Carolina is annually among the best shot blocking teams in the country, and the 2020-21 Gamecocks are no different as they lead the nation with 7.1 blocks per game, including 7.6 in SEC play.

Ten different Gamecocks have at least one block, and, three rank among the league's top 15 in blocks per game.

Aliyah Boston averaged an SEC-best 3.6 blocks in league games to sit at 12th in the country at 2.8 blocks per game on the season. She has 12 games of three or more blocks, including four of five or more.

Victoria Saxton is next in line with 1.4 blocks per game to rank sixth in the SEC, and Laeticia Amihere's 1.0 are 11th.

Free for All

The Gamecocks continue to get to the free throw line at one of the highest rates in the country. South Carolina's 565 trips to the line are fifth in the nation. Its 379 made free throws rank 10th.

Zia Cooke leads the parade to the free throw line with 106 attempts this season, shooting 77.4 percent.

U-S-A, U-S-A

Since the arrival of Staley in the 2008-09 season, South Carolina has solidified its relationship with USA Basketball. At least one Gamecock has donned the red, white and blue in each of the last six years of international competition (no events in 2020), and the group of nine Gamecocks, including three currently in the program, has helped 14 U.S. teams to gold medals, three more to silvers and another to bronze.

The participation streak is guaranteed to continue through 2021 as Staley was named Senior National Team Head Coach through the delayed Tokyo Olympics. The Gamecocks' head coach has led the U.S. to gold in the 2018 FIBA World Cup, earning her second USA Basketball National Coach of the Year award for her effort, and in the 2019 FIBA AmeriCup.

Current Gamecock sophomores Aliyah Boston and Zia Cooke were part of two gold-medal winning teams – 2018 FIBA U17 World Cup, 2017 FIBA U16 Americas Cup. Boston also picked up gold in the 2018 Youth Olympics 3x3 and the 2019 FIBA U19 World Cup.

Everybody's All-American

Of the 11 Gamecocks on the 2020-21 roster, six were McDonald's All-Americans in high school – Brea Beal, Aliyah Boston, Zia Cooke, Destanni Henderson, Destiny Littleton and Eniya Russell.

At South Carolina, Staley has coached 13 McDonald's All-Americans, including 10 who joined the Gamecocks as freshmen. That number will go up by four next season as all four members of Staleys 2021 signing class earned the honor.

2020-21 AWARDS

Aliyah Boston

- First-Team All-America (AP, ESPN.com)
- Wooden Award National Ballot
- Naismith Trophy Finalist
- Naismith Defensive Player of the Year Semifinalist
- Wade Trophy Midseason Watch List
- SEC co-Defensive Player of the Year
- All-SEC First Team
- SEC Tournament MVP
- SEC Player of the Week (1/5-1/11, 1/19-25)
- ESPN Player of the Week (1/18-24)

Zia Cooke

- All-SEC First Team
- SEC All-Tournament Team
- Wooden Award Late Season Top 20
- Naismith Trophy Midseason Team
- Wade Trophy Midseason Watch List
- Ann Meyers Drysdale Award Top 10 Watch List
- The Dawn Staley Award Midseason Watch List
- Preseason All-SEC Second Team (Coaches)
- Bad Boy Mowers Crossover Classic All-Tourn. Team

Destanni Henderson

- SEC All-Tournament Team
- The Dawn Staley Award Midseason Watch List
- Bad Boy Mowers Crossover Classic Tournament MVP
- SEC co-Player of the Week (11/25-11/30)

Dawn Staley

- Naismith Coach of the Year Late Season Watch List

IN THE STALEY ERA

Wins

30-Win Seasons.....	4
25-Win Seasons.....	8
20-Win Seasons (includes 2020-21).....	10
Winning Seasons (includes 2020-21).....	11

National Rankings

Weeks in the AP Top 25.....	172
Weeks in the AP Top 10.....	128
Weeks in the AP Top 3.....	57
Weeks at AP No. 1.....	25

Postseason

NCAA Tournament Appearances (includes 2020-21).....	9
NCAA Sweet 16s.....	7
NCAA Final Fours.....	2
National Championships.....	1

In the SEC

Regular-Season Championships.....	5
Regular-Season Top 3 Finishes (incl. 2020-21).....	9
Tournament Championships.....	6

2020-21 DOUBLE-DOUBLES

Aliyah Boston (15)

11/25	College of Charleston	11 pts/12 rebs
12/6	at Iowa State	13 pts/15 rebs
12/31	Florida	28 pts/16 rebs
1/10	at #10/8 Kentucky	20 pts/12 rebs
1/18	#15/16 Arkansas	26 pts/16 rebs
1/21	#22/23 Georgia	16 pts/11 rebs
1/24	at LSU	20 pts/14 rebs
2/8	at #2/5 UConn	17 pts/15 rebs
2/11	Missouri	11 pts/12 rebs
2/14	LSU	12 pts/13 rebs
2/18	at #21/21 Tennessee	17 pts/16 rebs
2/28	at #3/3 Texas A&M	11 pts/11 rebs
3/5	vs. Alabama	16 pts/13 rebs
3/6	vs. #14/16 Tennessee	15 pts/11 rebs
3/7	vs. #16/21 Georgia	27 pts/10 rebs

Laeticia Amihere (3)

11/25	College of Charleston	11 pts/11 rebs
12/3	NC State	11 pts/15 rebs
12/21	#17/17 Kentucky	12 pts/13 rebs

Victoria Saxton (2)

11/25	College of Charleston	19 pts/12 rebs
1/28	at #21/19 Mississippi State	13 pts/11 rebs

LeLe Grissett (1)

11/25	College of Charleston	13 pts/10 rebs
-------	-----------------------	----------------

Destanni Henderson (1)

1/18	#15/16 Arkansas	14 pts/10 assts
------	-----------------	-----------------

2020-21 GAMECOCK ROSTER

No.	Name	Pos.	Ht.	Yr.	Hometown/Last School
0	Olivia Thompson	G	5-8	So.	Lexington, S.C./Lexington
1	Zia Cooke	G	5-9	So.	Toledo, Ohio/Rogers
2	Eniya Russell	G	6-1	Fr.	Baltimore, Md./Saint Vincent Pallotti
3	Destanni Henderson	G	5-7	Jr.	Fort Myers, Fla./Fort Myers
4	Aliyah Boston	F	6-5	So.	St. Thomas, U.S.V.I./Worcester (Mass.) Acad.
5	Victoria Saxton	F	6-2	Jr.	Rome, Ga./Model
11	Destiny Littleton	G	5-9	Jr.	San Diego, Calif./Texas
12	Breanna Beal	G	6-1	So.	Rock Island, Ill./Rock Island
15	Laeticia Amihere	F	6-3	So.	Mississauga, Ontario/Kings Way Christian
24	LeLe Grissett	G/F	6-2	Sr.	Durham, N.C./Hillside
32	Elysa Wesolek	F	6-1	Jr.	Charleston, S.C./Northwood Academy

Head Coach: Dawn Staley

Assoc. Head Coach: Lisa Boyer; **Assistant Coaches:** Fred Chmiel, Jolette Law

SOUTH CAROLINA'S RECORD WHEN...

	vs. Ranked	SEC	All		vs. Ranked	SEC	All
Record	9-4	14-2	22-4	Assist at least half of field goals made.....	3-1	2-1	5-1
Playing a ranked opponent.....	9-4	5-2	9-4	Assist on at least 2/3 of field goals made.....			0-0
Playing at home	3-1	8-0	10-1	Assist on less than half of field goals made.....	6-3	12-1	17-3
Playing on the road.....	3-3	6-2	7-3	Scoring more pts. in paint than opponent.....	7-1	14-0	19-1
Playing at neutral site	3-0		5-0	Scoring equal/fewer pts. in paint than opp.	2-3	0-2	3-3
Leading at half	7-1	10-1	16-1	Scoring more pts. off TOs than opponent.....	5-0	9-0	14-0
Trailing at half	1-2	3-1	3-2	Scoring equal/fewer pts. off TOs than opp.	4-4	5-2	8-4
Tied at half	1-1	1-0	3-1	Scoring more 2nd-chance pts.....	9-2	14-1	22-2
Playing an overtime game	0-1		0-1	Scoring equal/fewer 2nd-chance pts.....	0-2	0-1	0-2
0 players score in double figures.....			0-0	Scoring more fast break pts.....	8-2	13-1	20-2
1 player scores in double figures.....			0-0	Scoring equal/fewer fast break pts.....	1-2	1-1	2-2
2 players score in double figures.....	2-1	2-0	3-1	Wearing white uniforms.....	4-1	8-0	13-1
3 players score in double figures.....	4-3	5-2	8-3	Wearing black uniforms.....	5-3	6-2	9-3
4 players score in double figures.....	3-0	7-0	9-0	Wearing garnet uniforms.....			0-0
5 players score in double figures.....			1-0	Playing in November.....	1-0		3-0
More than 5 players in double figures.....			1-0	Playing in December.....	1-1	1-0	3-1
Starters out-score opponent's starters.....	9-1	14-0	21-1	Playing in January.....	4-0	8-0	8-0
Opponent's starters score equal/more.....	0-3	0-2	1-3	Playing in February.....	1-3	5-2	5-3
Bench out-scores opponent's bench.....	4-1	7-0	13-1	Playing in March.....	2-0		3-0
Opponent's bench scores equal/more.....	5-3	7-2	9-3	Playing during the day.....	4-1	6-1	11-1
Shooting 50% or better	2-0	3-0	5-0	Playing at night.....	5-3	8-1	11-3
Shooting between 40-49%	5-0	7-0	13-0	Playing on Sunday.....	5-1	5-1	8-1
Shooting between 30-39%	2-3	3-2	4-3	Playing on Monday.....	1-1	2-0	2-1
Shooting less than 30%	0-1		0-1	Playing on Tuesday.....			0-0
Opponent shoots 50% or better.....	1-0		1-0	Playing on Wednesday.....			1-0
Opponent shoots between 40-49%.....	2-2	2-2	5-2	Playing on Thursday.....	2-2	7-1	8-2
Opponent shoots between 30-39%.....	6-1	10-0	12-1	Playing on Friday.....			1-0
Opponent shoots between 20-29%.....	0-1	2-0	3-1	Playing on Saturday.....	1-0		2-0
Opponent shoots less than 20%.....			1-0	Margin is less than 5 pts.	0-1	1-0	1-1
Shooting better than opponent.....	9-0	13-0	20-0	Margin is between 5-9.....	3-2	2-2	4-3
Shooting worse than/equal to opponent.....	0-4	1-2	2-4	Margin is between 10-19.....	3-0	5-0	9-0
Having more FTs made than opponent.....	8-1	12-0	18-1	Margin is between 20-29.....	3-0	5-0	5-0
Having equal/fewer FTs made than opponent.....	1-3	2-2	4-3	Margin is between 30-39.....			0-0
Out-rebounding opponent.....	9-3	14-1	22-3	Margin is between 40-49.....			0-0
Having equal/fewer rebounds than opponent.....	0-1	0-1	0-1	Margin is 50 pts. or more.....		1-0	3-0
Having fewer TOs than opponent.....	5-0	8-0	13-0	Having a 20-pt. scorer.....	5-0	8-0	10-0
Having equal or more TOs than opponent.....	4-4	6-2	9-4	Having a 30-pt. scorer.....			0-0
Attempting more FT than 3FG.....	7-2	13-1	19-2	Scoring 49 points or less.....	0-1		0-1
Attempting equal/fewer FT than 3FG.....	2-2	1-1	3-2	Scoring 50-59 points.....	0-2	0-1	0-2
Making 5 or more 3FGs.....	3-1	4-1	9-1	Scoring 60-69 points.....	3-1	4-1	6-1
Making fewer than 5 3FGs.....	6-3	10-1	13-3	Scoring 70-79 points.....	4-0	7-0	9-0
Making no 3 FGs.....			0-0	Scoring 80-89 points.....	1-0	1-0	3-0
Attempting 15 or more 3FGs.....	3-1	6-1	9-1	Scoring 90-99 points.....			0-0
Attempting fewer than 15 3FGs.....	6-3	8-1	13-3	Scoring 100 points or more.....	1-0	2-0	4-0
No South Carolina players foul out.....	8-3	14-2	21-3	Opponent scores 49 points or less.....		2-0	4-0
One or more SC players foul out.....	1-1		1-1	Opponent scores 50-59 points.....	4-1	6-0	5-1
No opposing players foul out.....	5-3	8-1	13-3	Opponent scores 60-69 points.....	2-2	4-1	7-2
One or more opposing players foul out.....	4-1	6-1	9-1	Opponent scores 70-79 points.....	2-1	1-1	3-1
				Opponent scores 80-89 points.....	1-0	1-0	1-0
				Opponent scores 90-99 points.....			0-0
				Opponent scores 100 points or more.....			0-0

2020-21 TEAM HIGH/LOW – ALL GAMES

South Carolina Highs	South Carolina Lows	Category	Opponent Lows	Opponent Highs
119 vs. Charleston, 11/25	46 vs. NC State, 12/3	Points in Game	38, Charleston, 11/25	82, Arkansas, 1/18
62 vs. Arkansas, 2nd, 1/18	20 vs. NC State, 12/3	Points in a Half	13, at Vanderbilt, 1st, 1/14	50, at Tennessee, 2nd, 2/18
62 vs. Charleston, 1st, 11/25				
34 vs. Charleston, 3rd, 11/25	8 vs. Tennessee, 4th, 3/6 8 at Texas A&M, 3rd, 2/28 8 vs. NC State, 2nd, 12/3	Points in a Quarter	0, at Vanderbilt, 2nd, 1/14	23, vs. Gonzaga, 1st, 11/29 23, vs. South Dakota, 3rd, 11/29
42 at Vanderbilt, 1/14	20 vs. NC State, 12/3	Field Goals Made	13, Charleston, 11/25	32, Arkansas, 1/18
42 vs. Charleston, 11/25				
79 vs. Florida, 12/31	54 vs. Georgia, 3/7 54 vs. Gonzaga, 11/29	Field Goal Attempts	53, vs. Alabama, 3/5	74, at Kentucky, 1/10 74, Charleston, 11/25
.592 (42-71) vs. Charleston, 11/25	.270 (20-74) vs. NC State, 12/3	FG Percentage	.176 (13-74), Charleston, 11/25	.527 (29-55), vs. Gonzaga, 11/29
13 at Iowa State, 12/6	1 at UConn, 2/8	3-Point FG Made	1, Georgia, 1/21 1, Charleston, 11/25	9, vs. Gonzaga, 11/29
26 at Iowa State, 12/6	4 at Kentucky, 1/10	3-Point FG Attempts	5, Georgia, 1/21	27, at Iowa State, 12/6
.600 (6-10) vs. Alabama, 1/31	.111 (1-3) at UConn, 2/8	3-Point FG Percentage	.043 (1-23), Charleston, 11/25	.538 (7-13), Arkansas, 1/18
31 vs. Charleston, 11/25	4 vs. NC State, 12/3	Free Throws Made	3, at UConn, 2/8 3, at Vanderbilt, 1/14	20, at Tennessee, 2/18
47 vs. Charleston, 11/25	11 at Texas A&M, 2/28 11 vs. NC State, 12/3	Free Throw Attempts	8, at UConn, 2/8 8, vs. Georgia, 1/21	28, at Tennessee, 2/18
.950 (19-20) vs. Alabama, 1/31	.533 (8-15) at UConn, 2/8	FT Percentage	.333 (5-15) at Miss. State, 1/28 .333 (3-9), at Vanderbilt, 1/14	.917 (11-12), at Kentucky, 1/10
73 vs. Charleston, 11/25	36 vs. Alabama, 3/5 36 vs. Gonzaga, 11/29	Rebounds	24, at Iowa State, 12/6	49, NC State, 12/3
22 vs. Temple, 12/17	5 vs. Georgia, 3/6	Assists	0, Charleston, 11/25	20, vs. Gonzaga, 11/29
14 vs. Georgia, 1/21	1 at Iowa State, 12/6	Steals	1, Temple, 12/17	12, at Kentucky, 1/10
14 vs. Georgia, 1/21	2 vs. Alabama, 3/5	Blocked Shots	1, at LSU, 1/24	10, LSU, 2/14
21 at UConn, 2/8	6 vs. Temple, 12/17	Turnovers	8, vs. South Dakota, 11/28	23, Georgia, 1/21
22 vs. South Dakota, 11/28	8 vs. Temple, 12/17	Fouls	10, at Iowa State, 12/6	32, vs. Gonzaga, 11/29

2020-21 TEAM HIGH/LOW – SEC GAMES

South Carolina Highs	South Carolina Lows	Category	Opponent Lows	Opponent Highs
106 at Vanderbilt, 1/14	57 at Texas A&M, 2/28	Points in Game	43, Ole Miss, 2/25 43, at Vanderbilt, 1/14	82, Arkansas, 1/18
62 vs. Arkansas, 2nd, 1/18	22 vs. LSU, 2nd 2/14	Points in a Half	13, at Vanderbilt, 1st, 1/14	50, at Tennessee, 2nd, 2/18
33 vs. Arkansas, 4th, 1/18	8 at Texas A&M, 3rd, 2/28	Points in a Quarter	0, at Vanderbilt, 2nd, 1/14	29, Florida, 3rd, 12/31
33 at Vanderbilt, 3rd, 1/14				
42 at Vanderbilt, 1/14	22 at Texas A&M, 2/28 22 vs. Georgia, 1/21	Field Goals Made	16, Ole Miss, 2/25	32, Arkansas, 1/18
79 vs. Florida, 12/31	57 at LSU, 1/24	Field Goal Attempts	56, at Alabama, 1/4	74, at Kentucky, 1/10
.553 (42-76) at Vanderbilt, 1/14	.324 (22-68) at Texas A&M, 2/28	FG Percentage	.262 (16-61), Ole Miss, 2/25	.451 (32-71), Arkansas, 1/18
8 vs. Arkansas, 1/18	2 at Miss. State, 1/28 2 at LSU, 1/24 2 vs. Georgia, 1/21 2 at Kentucky, 1/10	3-Point FG Made	1, Georgia, 1/21	8, Missouri, 2/11
22 at Texas A&M, 2/28	4 at Kentucky, 1/10	3-Point FG Attempts	5, Georgia, 1/21	21, Missouri, 2/11 21, vs. Alabama, 1/31
.600 (6-10) vs. Alabama, 1/31	.133 (2-15) at LSU, 1/24	3-Point FG Percentage	.150 (3-20), at Kentucky, 1/10	.538 (7-13), Arkansas, 1/18
19 vs. Alabama, 1/31	8 at Texas A&M, 2/28	Free Throws Made	3, at Vanderbilt, 1/14	20, at Tennessee, 2/18
19 at Miss. State, 1/28				
25 vs. LSU, 2/14	11 at Texas A&M, 2/28	Free Throw Attempts	8, Georgia, 1/21	28, at Tennessee, 2/18
25 at LSU, 1/24				
25 at Vanderbilt, 1/14				
.950 (19-20) vs. Alabama, 1/31	.500 (12-24) at Alabama, 1/4	FT Percentage	.333 (5-15) at Miss. State, 1/28 .333 (3-9), at Vanderbilt, 1/14	.917 (11-12), at Kentucky, 1/10
60 at Vanderbilt, 1/14	38 vs. Missouri, 2/11	Rebounds	28, Ole Miss, 2/25 28, at Vanderbilt, 1/14	40, at Texas A&M, 2/28 40, at Tennessee, 2/18
21 vs. Arkansas, 1/18	6 at Kentucky, 1/10	Assists	3, at Vanderbilt, 1/14	14, at Tennessee, 2/18
14 vs. Georgia, 1/21	4 at Auburn, 2/4 4 vs. Arkansas, 1/18	Steals	3, Florida, 12/31	12, at Kentucky, 1/10
14 vs. Georgia, 1/21	3 at LSU, 1/24	Blocked Shots	1, at LSU, 1/24	10, LSU, 2/14
20 vs. LSU, 2/14	8 vs. Missouri, 2/11	Turnovers	9, Arkansas, 1/18	23, Georgia, 1/21
20 vs. Georgia, 1/21				
20 at Tennessee, 2/18	12 at Auburn, 2/4 12 at Vanderbilt, 1/14	Fouls	12, at Texas A&M, 2/28	22, at LSU, 1/24

2020-21 INDIVIDUAL SUPERLATIVES – ALL GAMES

Category	South Carolina	Opponent
Points in Game	28 by Aliyah Boston vs. Florida, 12/31	32 by Rhyne Howard, at Kentucky, 1/10 32 by Ashley Joens, at Iowa State, 12/6
Points in a Half	23 by Destanni Henderson vs. Gonzaga, 2nd, 11/21	19 by Rhyne Howard, at Kentucky, 1/10 19 by Jordan Lewis, at Alabama, 2nd, 1/4
Points in a Quarter	15 by Aliyah Boston vs. Florida, 12/31	13 by Jordan Lewis, at Alabama, 3rd, 1/4
Field Goals Made	11 by Aliyah Boston vs. Arkansas, 1/18 11 by Aliyah Boston vs. Florida, 12/31	14 by Paige Bueckers, at UConn, 2/8
Field Goal Attempts	23 by Zia Cooke vs. Ole Miss, 2/25	26 by Paige Bueckers, at UConn, 2/8
FG Percentage	.900 (9-10) by Victaria Saxton at Vanderbilt, 1/14	.778 (7-9) by Jenn Wirth vs. Gonzaga, 11/29
3-Point FG Made	5 by Zia Cooke vs. Temple, 12/17	4 by Cierra Walker, vs. Gonzaga, 11/29
3-Point FG Attempts	9 by Destanni Henderson vs. Tennessee, 3/6 9 by Zia Cooke at Texas A&M, 2/28	9 by Chelsea Wooten, Charleston, 11/25
3-Point FG Percentage	1.000 (3-3) by Destanni Henderson vs. Alabama, 3/5 1.000 (3-3) by Destanni Henderson vs. Alabama, 1/31	1.000 (4-4) by Jordan Lewis, vs. Alabama, 3/5
Free Throws Made	10 by Aliyah Boston vs. Georgia, 3/7 10 by Destanni Henderson vs. Gonzaga, 11/29	10 by Renna Davis, at Tennessee, 2/18
Free Throw Attempts	13 by Destanni Henderson vs. Gonzaga, 11/29	11 by Jordan Lewis, at Alabama, 1/4
FT Percentage	1.000 (6-6) by Zia Cooke at Mississippi State, 1/28 1.000 (6-6) by Zia Cooke vs. Florida, 12/31	1.000 (10-10) by Renna Davis, at Tennessee, 2/18
Rebounds	16 by Aliyah Boston at Tennessee, 2/18 16 by Aliyah Boston vs. Arkansas, 1/18 16 by Aliyah Boston vs. Florida, 12/31	14 by N'dea Jones, at Texas A&M, 2/28
Assists	10 by Destanni Henderson vs. Arkansas, 1/18	7 by Jill Townsend, vs. Gonzaga, 11/29 7 by Liv Korngable, vs. South Dakota, 11/28
Steals	4 by Destanni Henderson, vs. Missouri, 2/11 4 by Laetitia Amihere vs. Georgia, 1/21 4 by Aliyah Boston vs. South Dakota, 11/28 4 by Destanni Henderson vs. Charleston, 11/25	6 by Paige Bueckers, at UConn, 2/8
Blocked Shots	10 by Aliyah Boston vs. Georgia, 1/21	7 by Faustine Aifuwa, LSU, 2/14
Turnovers	8 by Destanni Henderson at UConn, 2/8	7 by Jordan Lewis, vs. Alabama, 3/5

2020-21 INDIVIDUAL SUPERLATIVES – SEC GAMES

Category	South Carolina	Opponent
Points in Game	28 by Aliyah Boston vs. Florida, 12/31	32 by Rhyne Howard, at Kentucky, 1/10
Points in a Half	19 by Aliyah Boston vs. Florida, 1st, 12/31	19 by Rhyne Howard, at Kentucky, 1/10 19 by Jordan Lewis, at Alabama, 2nd, 1/4
Points in a Quarter	15 by Aliyah Boston vs. Florida, 12/31	13 by Jordan Lewis, at Alabama, 3rd, 1/4
Field Goals Made	11 by Aliyah Boston vs. Arkansas, 1/18 11 by Aliyah Boston vs. Florida, 12/31	13 by Renna Davis, at Tennessee, 2/18 13 by Rhyne Howard, at Kentucky, 1/10
Field Goal Attempts	23 by Zia Cooke vs. Ole Miss, 2/25	25 by Rhyne Howard, at Kentucky, 1/10
FG Percentage	.900 (9-10) by Victaria Saxton at Vanderbilt, 1/14	.538 (7-13) by Tiara Young, at LSU, 1/24
3-Point FG Made	3 by Zia Cooke at Auburn, 2/4 3 by Destanni Henderson, 3x, at Tenn., 2/18 vs. LSU, 2/14, vs. Ala., 1/31 3 by Brea Beal, 2x, vs. Arkansas, 1/18 and at Vandy, 1/14 3 by Aliyah Boston vs. Florida, 12/31	3, five times, most recently, by Shug Dickson, Missouri, 2/11
3-Point FG Attempts	9 by Zia Cooke at Texas A&M, 2/28	8 by Rhyne Howard, Kentucky, 2/21
3-Point FG Percentage	1.000 (3-3) by Destanni Henderson vs. Alabama, 1/31	.667 (2-3) by Jordan Nixon, at Texas A&M, 2/28 .667 (2-3) by Lauren Hansen, Missouri, 2/11 .667 (2-3) by Myah Taylor, at Mississippi State, 1/28
Free Throws Made	6 by LeLe Grissett vs. Ole Miss, 2/25 6 by Zia Cooke at Miss. St., 1/28; vs. Florida, 12/31 6 by Destanni Henderson at Kentucky, 1/10	10 by Renna Davis, at Tennessee, 2/18
Free Throw Attempts	8 by LeLe Grissett vs. Ole Miss, 2/25 8 by Zia Cooke vs. Kentucky, 2/21 8 by Laetitia Amihere vs. LSU, 2/14	11 by Jordan Lewis, at Alabama, 1/4
FT Percentage	1.000 (6-6) by Zia Cooke at Mississippi State, 1/28 1.000 (6-6) by Zia Cooke vs. Florida, 12/31	1.000 (10-10) by Renna Davis, at Tennessee, 2/18
Rebounds	16 by Aliyah Boston at Tennessee, 2/18 16 by Aliyah Boston vs. Arkansas, 1/18 16 by Aliyah Boston vs. Florida, 12/31	14 by N'dea Jones, at Texas A&M, 2/28
Assists	10 by Destanni Henderson vs. Arkansas, 1/18	5, 7x, most recently, by Jordan Nixon, at Texas A&M, 2/28
Steals	4 by Destanni Henderson, vs. Missouri, 2/11 4 by Laetitia Amihere vs. Georgia, 1/21	5 by Robyn Benton, at Kentucky, 1/10
Blocked Shots	10 by Aliyah Boston vs. Georgia, 1/21	7 by Faustine Aifuwa, LSU, 2/14
Turnovers	6 by Laetitia Amihere vs. LSU, 2/14 6 by Destanni Henderson at Tennessee, 2/18 6 by Destanni Henderson at LSU, 1/24 6 by Destanni Henderson at Kentucky, 1/10	6 by Kiara Smith, Florida, 12/31

THE LAST TIME...

INDIVIDUAL

Scored 50 Points

South Carolina 51, Jocelyn Penn vs. Stetson, 1/4/03
Opponent Never

Scored 40 Points

South Carolina 51, Jocelyn Penn vs. Stetson, 1/4/03
Opponent 46, Cornelia Gayden, LSU, 1/14/95

Scored 30 Points

South Carolina 31, Te'a Cooper vs. Drake, 11/28/18
Opponent 31, Paige Bueckers, at UConn, 2/8/21

Grabbed 20 Rebounds

South Carolina 25, Aliyah Boston vs. Arkansas, 1/9/20
Opponent 24, Teaira McCowan, at Mississippi State, 1/17/19

Grabbed 15 Rebounds

South Carolina 16, Aliyah Boston at Tennessee, 2/18/21
Opponent 18, Kiah Gillespie, Florida State, 3/24/19

Two Players with 20 or More Points

South Carolina Destanni Henderson 22/Aliyah Boston 20 at Kentucky, 1/10/21
Opponent Alexis Tolefree 22/Amber Ramirez 20, Arkansas, 1/9/20

Two Players with 10 or More Rebounds

South Carolina Laeticia Amihere 13/Aliyah Boston 11 vs. Kentucky, 2/21/21
Opponent Jakia Brown-Turner 12/Kayla Jones 12, NC State, 12/3/20

Three or More Players with 10 or More Rebounds

South Carolina A. Boston 12/V. Saxton 12/L. Amihere 11/L. Grissett 10 vs. Charleston, 11/25/20
Opponent W. Rolle 12/J. Breland 10/L. Broomfield 10, vs. North Carolina, 12/19/10

Had 10 Assists

South Carolina 10, Destanni Henderson vs. Arkansas, 1/18/21
Opponent 12, Channise Lewis, Maryland, 11/18/18

Had Five Steals

South Carolina 5, Destanni Henderson at Temple, 12/7/19
Opponent 5, Robyn Benton, at Kentucky, 1/10/21

Had Five Blocked Shots

South Carolina 6, Aliyah Boston vs. LSU, 2/14/21
Opponent 5, Tamari Key, at Tennessee, 2/18/21

Had 20 Points and 20 Rebounds

South Carolina Aja Wilson (27 pts/24 rebs) vs. LSU, 2/22/18
Opponent Teaira McCowan (26 pts/24 rebs) at Mississippi State, 1/17/19

Had a Double-Double

South Carolina Aliyah Boston (27 pts/10 rebs) vs. Georgia, 3/7/21
Opponent Rennia Davis (24 pts/12 rebs), at Tennessee, 2/18/21

Two Players had a Double-Double

South Carolina Aliyah Boston (26 pts/16 rebs) / Destanni Henderson (14 pts/10 assts) vs. Arkansas, 1/18/21
Opponent J. Brown-Turner (11 pts/12 rebs)/Kayla Jones (16 pts/12 rebs), NC State, 12/3/20

Three or More Players had a Double-Double

South Carolina L. Amihere (11 pts/11 rebs) / A. Boston (11 pts/12 rebs) / L. Grissett (13 pts/10 rebs) / V. Saxton (19 pts/12 rebs) vs. Charleston, 11/25/20
Opponent Shakira Austin (10 pts/16 rebs) / Kaila Charles (17 pts/10 rebs) / Channise Lewis (10 pts/12 assts), Maryland, 11/18/18

Had a Triple-Double

South Carolina Aliyah Boston (16 pts/11 rebs/10 blks) vs. Georgia, 1/21/21
Opponent Never

TEAM

Scored 100 Points

South Carolina 104 vs. Arkansas, 1/18/21
Opponent 103, Clemson, 11/21/03

Won by 30 or More Points

South Carolina 106-43 (63) at Vanderbilt, 1/14/21
Opponent 66-34 (32), Georgia, 3/4/11

Shot 65% or Better from the Field

South Carolina .667 (36-54) at Vanderbilt, 1/18/18
Opponent Never

Shot 60% or Better from the Field

South Carolina .603 (35-58) at Georgia, 1/26/20
Opponent .604 (29-48), Vanderbilt, 1/18/01

Shot 50% or Better from the Field

South Carolina .508 (31-61) vs. Alabama, 1/31/21
Opponent .527 (29-55), vs. Gonzaga, 11/29/20

No Players in Double-Figure Points

South Carolina at Auburn, 1/19/12
Opponent Charleston, 11/25/20

Five Players in Double-Figure Points

South Carolina vs. Temple, 12/17/20
Opponent at Alabama, 1/5/20

More Than Five Players in Double-Figure Points

South Carolina 7 vs. Charleston, 11/25/20
Opponent 6 Maryland, 11/18/18

Faced AP Top-25 Opponent

Win 67-62 vs. No. 16 Georgia, 3/7/21
Loss 67-75 at No. 21 Tennessee, 2/18/21

Faced AP Top-10 Opponent

Win 75-70 at No. 10 Kentucky, 1/10/21
Loss 46-54 vs. No. 8 NC State, 12/3/20

Faced AP Top-5 Opponent

Win 70-52 vs. No. 5 UConn, 2/10/20
Loss 57-65 at No. 3 Texas A&M, 2/28/21

Faced AP No. 1 Team

Win Never
Loss 68-93 vs. Baylor, 3/30/19

Overtime Game

Win 58-55 vs. Drexel, 11/28/12
Loss 59-63 at No. 2/5 UConn, 2/8/21

Double-Overtime Game

Win 82-73 at Purdue, 12/16/18
Loss 92-94 at Clemson, 11/19/09

South Carolina Was Ranked (AP Poll)

No. 1 2/8/21
Top 5 No. 5, 3/8/21
Top 10 No. 6, 3/15/21
Top 25 No. 15, 3/19/19

SOUTH CAROLINA SINGLE-QUARTER RECORDS

TEAM		
Scoring		
Most		Points
1. vs. Saint Peter's, 11/22/16, 1st qtr.		37
2. at Vanderbilt, 1/12/20, 3rd qtr. vs. Alabama State, 3rd qtr.		36
4. vs. App State, 11/17/19, 1st qtr. vs. Arkansas, 3/8/19, 3rd qtr. at Arkansas, 2/3/19, 4th qtr. vs. Arkansas, 1/3/16, 2nd qtr.		35
Fewest		Points
1. vs. App State, 12/5/18, 4th qtr.		5
2. vs. Indiana, 11/28/19, 4th qtr. vs. St. John's, 11/25/17, 2nd qtr. vs. Stanford, 3/31/17, 2nd qtr. vs. UCLA, 12/18/16, 1st qtr.		6
Fewest Allowed		Points
1. at Vanderbilt, 1/14/21, 2nd qtr. at Ole Miss, 1/30/20, 1st qtr.		0
3. vs. UConn, 2/10/20, 1st qtr.		2
4. vs. App State, 11/17/19, 1st qtr. vs. Belmont, 3/22/19, 2nd qtr. vs. Savannah State, 12/17/17, 3rd qtr.		3
Most Allowed		Points
1. vs. Baylor, 12/2/18, 1st qtr. at Maryland, 11/13/17, 4th qtr. vs. Kentucky, 2/26/17, 4th qtr.		32
4. vs. Arkansas, 3/8/19, 3rd qtr. vs. Connecticut, 3/26/18, 1st qtr. vs. Syracuse, 3/25/16, 4th qtr.		30
Margin of Difference		
Lead	Score	Margin
1. vs. Alabama State, 11/5/19, 3rd qtr.	36-9	+37
2. vs. App State, 11/17/19, 1st qtr.	35-3	+32
3. vs. Charleston, 11/25/20, 3rd qtr. vs. USC Upstate, 11/21/19, 3rd atr. vs. Arkansas, 1/3/16, 2nd qtr.	34-8 33-7 35-9	+26 +26 +26
5. vs. Saint Peter's, 11/22/16, 1st qtr.	37-12	+25
Deficit	Score	Margin
1. vs. UConn, 2/1/18, 2nd qtr.	8-29	-21
2. at Tennessee, 2/15/18, 3rd qtr.	9-29	-20
3. vs. Baylor, 12/2/18, 1st qtr. at Mississippi State, 2/5/18, 4th qtr.	13-32 9-28	-19 -19
5. vs. Indiana, 11/28/19, 4th qtr. vs. Connecticut, 3/26/18, 1st qtr.	6-24 12-30	-18 -18
Field Goals		
Made		FGM
1. at Florida, 2/27/20, 1st qtr. vs. Saint Peter's, 11/22/16, 1st qtr.		15
3. vs. App State, 11/17/19, 1st qtr. vs. Notre Dame, 11/26/17, 4th qtr. vs. Arkansas, 1/3/16, 2nd qtr.		14
Attempts		FGA
1. vs. Arkansas, 3/7/20, 4th qtr.		28
2. vs. Arkansas, 1/9/20, 3rd qtr.		25
3. at Alabama, 1/4/21, 3rd qtr. vs. South Dakota, 11/28/20, 2nd vs. Charleston, 11/25/20, 3rd		24

Highest Percentage		
1. vs. Kentucky, 3/5/16, 4th qtr.	FGM-A	Pct
2. at Kentucky, 1/21/18, 3rd qtr.	11-13	.846
3. vs. Belmont, 3/22/19, 3rd qtr. vs. Quinnipiac, 3/25/17, 3rd qtr.	9-11 13-16	.818 .813
5. vs. Charleston, 11/25/20, 2nd qtr. vs. Hampton, 12/16/15, 3rd qtr.	13-16 12-15 8-10	.813 .800 .800
Lowest Percentage		
1. vs. Georgia, 1/12/17, 2nd qtr.	FGM-A	Pct
2. vs. NC State, 12/3/20, 2nd qtr.	1-12	.083
3. at Iowa State, 12/6/20, 4th atr.	2-19	.105
4. vs. UCLA, 12/18/16, 1st qtr.	1-9	.111
5. vs. Stanford, 3/31/17, 2nd qtr.	2-15	.133
2-14	.143	
Lowest Percentage Allowed		
1. at Vanderbilt, 1/14/21, 2nd qtr. at Ole Miss, 1/30/20, 1st qtr. vs. Purdue, 12/15/19, 4th qtr.	FGM-A	Pct
4. vs. App State, 11/17/19, 1st qtr. vs. CofC, 12/5/17, 2nd qtr.	0-16 0-9 0-8	.000 .000 .000
vs. St. John's, 11/25/17, 1st qtr.	1-18 1-18 1-17	.056 .056 .059
Highest Percentage Allowed		
1. vs. Drake, 11/24/18, 2nd qtr.	FGM-A	Pct
2. at LSU, 1/15/17, 2nd qtr.	11-13	.846
3. vs. Tennessee, 1/14/18, 2nd qtr. vs. Quinnipiac, 3/25/17, 2nd qtr.	9-12 8-11 8-11	.750 .727 .727
5. vs. Connecticut, 3/26/18, 2nd qtr. at Missouri, 1/7/18, 4th qtr.	10-14 5-7	.714 .714
Rebounding		
Total		Rebs
1. vs. Arkansas, 3/7/20, 4th qtr.		28
2. vs. Charleston, 11/25/20, 3rd qtr.		22
3. vs. Charleston, 11/25/20, 1st qtr. at Ohio State, 11/14/16, 1st qtr.		20
5. vs. Temple, 12/17/20, 4th qtr. vs. Arkansas, 1/9/20, 3rd qtr. vs. Arkansas, 1/9/20, 1st qtr. vs. Purdue, 12/15/19, 4th qtr. vs. CofC, 12/5/17, 1st qtr.		19
Margin		
1. vs. Charleston, 11/25/20, 3rd qtr.	Rebs	Margin
vs. Arkansas, 3/7/20, 4th qtr.	22-4	+18
3. vs. Temple, 12/17/20, 4th qtr. at Alabama, 2/22/16, 4th qtr.	21-5 19-4	+16 +15
5. vs. Arkansas, 1/25/18, 1st qtr. vs. Clemson, 12/15/16, 2nd qtr.	18-3 18-4 18-4	+15 +14 +14

INDIVIDUAL	
Scoring	
Most	Points
1. Kaela Davis at Auburn, 1/5/17, 1st qtr.	19
2. A'ja Wilson vs. Notre Dame, 11/26/17, 4th qtr.	18
3. Alexis Jennings at Florida, 2/17/19, 3rd qtr.	17
4. Aliyah Boston vs. Florida, 12/31/20, 2nd qtr. Herbert Harrigan vs. Texas A&M, 3/1/20, 1st qtr. Kaela Davis vs. Quinnipiac, 3/25/17, 3rd qtr . Tina Roy vs. Arkansas, 1/3/16, 3rd qtr.	15 15 15 15
Rebounding	
Most	Rebs
1. LeLe Grissett at Vanderbilt, 1/14/21, 4th qtr.	9
Aliyah Boston vs. UConn, 2/10/20, 1st qtr.	9
Aliyah Boston vs. Arkansas, 1/9/20, 1st atr.	9
Alaina Coates at Arkansas, 2/5/17, 1st qtr.	9
Alaina Coates at Georgia, 1/26/17, 2nd qtr .	9

Official Basketball Box Score -- Game Totals -- Final Statistics
Col. of Charleston vs #1/1 South Carolina
11/25/20 12:00 pm at Columbia, SC

Col. of Charleston 38 • 0-1,0-0 CAA

#	Player	Total			3-Ptr			Rebounds			PF	TP	A	TO	Blk	Stl	Min
		FG-FGA	FG-FGA	FT-FTA	Off	Def	Tot	Off	Def	Tot							
00	Arynn Eady	f	2-8	0-0	2-2	4	1	5	5	6	0	2	0	2	0	24	
15	Madison Taylor	g	0-1	0-0	0-0	0	0	0	2	0	0	0	0	0	1	14	
02	Taylor Williams	g	4-21	0-7	1-4	5	0	5	4	9	0	3	1	0	0	37	
05	Tyler Gray	g	1-6	0-0	3-8	0	1	1	5	5	0	1	0	0	0	23	
23	Tyler Collins	g	2-13	0-3	1-2	0	1	1	2	5	0	2	0	0	1	27	
01	Shai Blanding	g	0-0	0-0	0-0	0	0	0	1	0	0	2	0	0	0	5	
04	Amira Williams	g	1-6	0-2	0-2	1	0	1	3	2	0	3	0	1	1	12	
11	Chelsea Wooten	g	2-14	1-9	0-0	1	2	3	1	5	0	4	0	0	1	21	
13	Nia Covington	g	1-2	0-0	0-0	1	0	1	1	2	0	1	0	0	0	5	
20	Anika McGarity	g	0-2	0-2	0-0	0	1	1	3	0	0	0	1	0	0	16	
14	Lexi Maddox	g	0-0	0-0	4-6	0	3	3	3	4	0	0	0	0	0	8	
32	Zoe McCrary	g	0-1	0-0	0-0	1	0	1	1	0	0	0	1	0	0	8	
	Team					5	1	6									
	Totals		13-74	1-23	11-24	18	10	28	31	38	0	18	3	6	200		

1st FG %:	2-21	9.5%	2nd:	4-17	23.5%	3rd:	4-18	22.2%	4th:	3-18	16.7%	Game:	13-74	17.6%	Deadball	
3FG %:	0-7	0.0%	1-5	20.0%	0-2	0.0%	0-9	0.0%	1-23	4.3%					Rebounds	6,1
FT %:	3-4	75.0%	4-8	50.0%	0-1	0.0%	4-11	36.4%								

#1/1 South Carolina 119 • 1-0,0-0 SEC

#	Player	Total			3-Ptr			Rebounds			PF	TP	A	TO	Blk	Stl	Min
		FG-FGA	FG-FGA	FT-FTA	Off	Def	Tot	Off	Def	Tot							
04	Aliyah Boston	f	5-7	0-0	1-2	4	8	12	2	11	1	2	1	0	0	22	
05	Victoria Saxton	f	7-9	0-0	5-8	6	6	12	1	19	2	0	5	2	1	18	
01	Zia Cooke	g	6-11	2-3	4-5	1	0	1	0	18	3	3	0	3	0	20	
02	Destanni Henderson	g	4-7	0-1	3-4	1	5	6	2	11	5	2	1	4	21		
12	Brea Beal	g	4-9	0-1	0-1	1	1	2	1	8	1	1	0	1	17		
00	Olivia Thompson	g	2-4	1-2	0-0	0	0	0	0	5	0	1	0	0	8		
02	Eniya Russell	g	4-7	1-2	5-8	0	4	4	3	14	2	1	0	0	20		
11	Destiny Littleton	g	1-6	0-3	5-6	0	8	8	2	7	0	2	0	1	19		
15	Laeticia Amihere	g	3-4	0-1	5-9	2	9	11	4	11	2	2	2	0	23		
24	Lele Grissett	g	5-6	0-0	3-4	5	5	10	2	13	3	1	2	1	16		
32	Elysa Wesolek	g	1-1	0-0	0-0	2	2	4	3	2	0	0	2	0	16		
	Team					1	2	3									
	Totals		42-71	4-13	31-47	23	50	73	20	119	19	15	13	12	200		

1st FG %:	9-18	50.0%	2nd:	12-15	80.0%	3rd:	13-24	54.2%	4th:	8-14	57.1%	Game:	42-71	59.2%	Deadball	
3FG %:	0-3	0.0%	1-2	50.0%	2-3	66.7%	1-5	20.0%	4-13	30.8%					Rebounds	11
FT %:	12-17	70.6%	7-8	87.5%	6-10	60.0%	6-12	50.0%								

Officials: Saif Esho,Luis Gonzalez,Dawn Marsh
 Technical fouls: Col. of Charleston-None. #1/1 South Carolina-None.

Attendance: 3500
 2020-21 Women's Basketball. Round: 0. Col. of Charleston vs South Carolina. Pl

Score by periods	1st	2nd	3rd	4th	Total
Col. of Charleston	7	13	8	10	38
#1/1 South Carolina	30	32	34	23	119

Points	In	Off	2nd	Fast	Bench
CC	18	8	8	5	13
SC	74	21	34	43	52

Last FG - CC 4th-00:09, SC 4th-00:45.
 Largest lead - CC None, SC by 83 4th-00:45.
 CC led for 00:00. SC led for 39:55. Game was tied for 00:05.

Score tied - 0 times.
 Lead changed - 0 times.

Official Basketball Box Score -- Game Totals -- Final Statistics
South Dakota vs #1/1 South Carolina
11/28/20 2:00 pm at Sioux Falls, SD

South Dakota 71 • 0-1,0-0 Summit L

#	Player	Total			3-Ptr			Rebounds			PF	TP	A	TO	Blk	Stl	Min
		FG-FGA	FG-FGA	FT-FTA	Off	Def	Tot	Off	Def	Tot							
30	Jeniah Ugofsky	f	1-3	0-2	1-4	2	3	5	4	3	1	0	0	0	0	21	
34	Hannah Sjerven	c	4-7	0-0	5-8	3	9	12	4	13	2	1	3	3	32		
02	Liv Korngable	g	7-14	0-1	2-3	1	5	6	4	16	7	0	1	0	31		
22	Chloe Lamb	g	8-24	2-7	0-0	1	3	4	5	18	2	1	0	0	35		
42	Maddie Krull	g	6-9	0-2	0-1	0	1	1	4	12	2	2	0	1	31		
01	Claudia Kunzer	g	0-0	0-0	0-0	0	1	1	2	0	0	0	0	0	9		
03	Macy Guebert	g	0-1	0-1	0-0	0	0	0	0	0	0	0	0	0	3		
10	Morgan Hansen	g	1-5	0-2	2-2	0	1	1	0	4	0	1	0	0	11		
14	Regan Sankey	g	0-0	0-0	0-0	0	0	0	0	0	0	0	0	0	0+		
32	Kyah Watson	g	2-4	0-1	1-2	1	2	3	0	5	0	1	0	0	19		
35	Allison Peplowski	g	0-0	0-0	0-0	0	1	1	2	0	1	1	0	0	8		
41	Alexi Hempe	g	0-0	0-0	0-0	0	0	0	0	0	0	0	0	0	0+		
	Team					2	1	3									
	Totals		29-67	2-16	11-20	10	27	37	25	71	15	8	3	5	200		

1st FG %:	7-22	31.8%	2nd:	8-16	50.0%	3rd:	5-15	33.3%	4th:	9-14	64.3%	Game:	29-67	43.3%	Deadball	
3FG %:	0-4	0.0%	1-6	16.7%	0-3	0.0%	1-3	33.3%	1-3	33.3%					Rebounds	6,2
FT %:	2-3	66.7%	4-7	57.1%	1-4	25.0%	4-6	66.7%								

#1/1 South Carolina 81 • 2-0,0-0 SEC

#	Player	Total			3-Ptr			Rebounds			PF	TP	A	TO	Blk	Stl	Min
		FG-FGA	FG-FGA	FT-FTA	Off	Def	Tot	Off	Def	Tot							
04	Aliyah Boston	f	5-14	0-1	2-4	3	5	8	4	12	4	0	0	4	28		
05	Victoria Saxton	f	2-5	0-0	0-0	2	1	3	2	4	0	1	2	1	15		
01	Zia Cooke	g	5-16	3-7	6-9	0	5	5	2	19	1	3	0	0	36		
02	Destanni Henderson	g	8-13	1-3	2-3	0	9	9	1	19	3	2	0	0	29		
12	Brea Beal	g	1-4	0-0	1-4	2	3	5	4	3	3	1	0	0	23		
00	Olivia Thompson	g	1-1	1-1	0-0	0	0	0	0	1	3	0	0	0	6		
02	Eniya Russell	g	1-3	0-0	0-0	0	0	0	0	1	2	1	0	0	12		
11	Destiny Littleton	g	0-1	0-1	0-0	0	0	0	0	1	0	0	0	0	6		
15	Laeticia Amihere	g	4-12	0-1	3-6	5	4	9	3	11	1	2	3	0	30		
24	Lele Grissett	g	3-3	0-0	2-3	3	2	5	2	8	1	0	0	0	14		
32	Elysa Wesolek	g	0-0	0-0	0-0	0	1	1	1	0	0	0	0	0	1		
	Team					0	0	0									
	Totals		30-72	5-14	16-29	15	30	45	22	81	14	9	5	6	200		

1st FG %:	8-18	44.4%	2nd:	6-24	25.0%	3rd:	12-17	70.6%	4th:	4-13	30.8%	Game:	30-72	41.7%	Deadball	
3FG %:	3-4	75.0%	1-5	20.0%	0-3	0.0%	1-2	50.0%	1-2	50.0%					Rebounds	11,1
FT %:	12-17	70.6%	7-8	87.5%	6-10	60.0%	6-12	50.0%	4-9	44.4%						

Officials: Marla Ann Gearhart,Marcus Clayton,Marty Cook
 Technical fouls: South Dakota-None. #1/1 South Carolina-None.

Attendance: 3500
 2020-21 Women's Basketball. Round: 0. South Carolina vs South Dakota. Played a

Score by periods	1st	2nd	3rd	4th	Total
South Dakota	16	21	11	23	71
#1/1 South Carolina	19	18	31	13	81

Points	In	Off	2nd	Fast	Bench
SD	50	11	2	11	9
SC	42	9	12	27	24

Last FG - SD 4th-00:42, SC 4th-02:50.
 Largest lead - SD by 5 2nd-07:10, SC by 21 4th-08:18.
 SD led for 05:51. SC led for 31:39. Game was tied for 02:30.

Score tied - 5 times.
 Lead changed - 4 times.

Official Basketball Box Score -- Game Totals -- Final Statistics
#1/1 South Carolina vs #21/20 Gonzaga
11/29/20 2:00 pm at Sioux Falls, SD

#1/1 South Carolina 79 • 3-0,0-0 SEC

#	Player	Total			3-Ptr			Rebounds			PF	TP	A	TO	Blk	Stl	Min
		FG-FGA	FG-FGA	FT-FTA	Off	Def											

Official Basketball Box Score -- Game Totals -- Final Statistics
#1/1 South Carolina vs #23/18 Iowa State
12/06/20 11:00 am at Ames, IA

#1/1 South Carolina 83 • 4-1,0-0 SEC

Table with columns: # Player, FG-FGA, 3-Ptr, FT-FTA, Rebounds (Off, Def, Tot), PF, TP, A TO Blk Stl, Min. Includes team totals and individual player stats.

Summary statistics table for #1/1 South Carolina vs #23/18 Iowa State, including FG%, 3FG%, FT%, and Rebounds.

#23/18 Iowa State 65 • 2-2,1-0 Big 12

Table with columns: # Player, FG-FGA, 3-Ptr, FT-FTA, Rebounds (Off, Def, Tot), PF, TP, A TO Blk Stl, Min. Includes team totals and individual player stats.

Summary statistics table for #23/18 Iowa State vs #1/1 South Carolina, including FG%, 3FG%, FT%, and Rebounds.

Officials: Nykesha Thompson, Roy Gulbeyan, Dee Kantner
Technical fouls: #1/1 South Carolina-None. #23/18 Iowa State-None.

Attendance: 864
2020-21 Women's Basketball. Round: 0. Iowa St vs South Carolina. Played at Ja

Score by periods table for #1/1 South Carolina vs #23/18 Iowa State.

Points in Paint, Off T/O, 2nd Chance, Fast Break, Bench table for #1/1 South Carolina vs #23/18 Iowa State.

Last FG - SC 4th-07:05, IowaSt 4th-01:38.
Largest lead - SC by 25 4th-07:05, IowaSt None.
SC led for 39:46. IowaSt led for 00:00. Game was tied for 00:14.

Official Basketball Box Score -- Game Totals -- Final Statistics
Temple vs #5/4 South Carolina
12/17/20 7:00 pm at Columbia, SC

Temple 41 • 0-3,0-0 AAC

Table with columns: # Player, FG-FGA, 3-Ptr, FT-FTA, Rebounds (Off, Def, Tot), PF, TP, A TO Blk Stl, Min. Includes team totals and individual player stats.

Summary statistics table for Temple vs #5/4 South Carolina, including FG%, 3FG%, FT%, and Rebounds.

#5/4 South Carolina 103 • 5-1,0-0 SEC

Table with columns: # Player, FG-FGA, 3-Ptr, FT-FTA, Rebounds (Off, Def, Tot), PF, TP, A TO Blk Stl, Min. Includes team totals and individual player stats.

Summary statistics table for #5/4 South Carolina vs Temple, including FG%, 3FG%, FT%, and Rebounds.

Officials: Karleena Tobin, Katie Lukanich, Pualani Spurlock
Technical fouls: Temple-None. #5/4 South Carolina-None.

Attendance: 3500
2020-21 Women's Basketball. Round: 0. South Carolina vs Temple. Played at Colo

Score by periods table for #5/4 South Carolina vs Temple.

Points in Paint, Off T/O, 2nd Chance, Fast Break, Bench table for #5/4 South Carolina vs Temple.

Last FG - Temple 4th-06:44, SC 4th-00:00.
Largest lead - Temple by 3 1st-08:23, SC by 62 4th-00:00.
Temple led for 02:01. SC led for 35:59. Game was tied for 02:00.

Official Basketball Box Score -- Game Totals -- Final Statistics
Florida vs #5/4 South Carolina
12/31/20 4:00 pm at Columbia, SC

Florida 59 • 7-2,0-1 SEC

Table with columns: # Player, FG-FGA, 3-Ptr, FT-FTA, Rebounds (Off, Def, Tot), PF, TP, A TO Blk Stl, Min. Includes team totals and individual player stats.

Summary statistics table for Florida vs #5/4 South Carolina, including FG%, 3FG%, FT%, and Rebounds.

#5/4 South Carolina 75 • 6-1,1-0 SEC

Table with columns: # Player, FG-FGA, 3-Ptr, FT-FTA, Rebounds (Off, Def, Tot), PF, TP, A TO Blk Stl, Min. Includes team totals and individual player stats.

Summary statistics table for #5/4 South Carolina vs Florida, including FG%, 3FG%, FT%, and Rebounds.

Officials: Dawn Marsh, Natasha Camy, Pualani Spurlock-Welsh
Technical fouls: Florida-None. #5/4 South Carolina-None.

Attendance: 3500
2020-21 Women's Basketball. Round: 0. Florida vs South Carolina. Played at Col

Score by periods table for Florida vs #5/4 South Carolina.

Points in Paint, Off T/O, 2nd Chance, Fast Break, Bench table for Florida vs #5/4 South Carolina.

Last FG - UF 4th-00:09, SC 4th-01:18.
Largest lead - UF None, SC by 22 3rd-08:51.
UF led for 00:00. SC led for 39:27. Game was tied for 00:23.

Official Basketball Box Score -- Game Totals -- Final Statistics
#5/4 South Carolina vs Alabama
01/04/21 6:00 pm at Tuscaloosa, AL

#5/4 South Carolina 77 • 7-1,2-0 SEC

Table with columns: # Player, FG-FGA, 3-Ptr, FT-FTA, Rebounds (Off, Def, Tot), PF, TP, A TO Blk Stl, Min. Includes team totals and individual player stats.

Summary statistics table for #5/4 South Carolina vs Alabama, including FG%, 3FG%, FT%, and Rebounds.

Alabama 60 • 8-1,1-1 SEC

Table with columns: # Player, FG-FGA, 3-Ptr, FT-FTA, Rebounds (Off, Def, Tot), PF, TP, A TO Blk Stl, Min. Includes team totals and individual player stats.

Summary statistics table for Alabama vs #5/4 South Carolina, including FG%, 3FG%, FT%, and Rebounds.

Officials: Cameron Inouye, Angelica Suffren, Dee Kantner
Technical fouls: #5/4 South Carolina-None. Alabama-None.

Attendance: 637
2020-21 Women's Basketball. Round: 0. Alabama vs South Carolina. Played at Col

Score by periods table for Alabama vs #5/4 South Carolina.

Points in Paint, Off T/O, 2nd Chance, Fast Break, Bench table for Alabama vs #5/4 South Carolina.

Last FG - SC 4th-00:55, Bama 4th-03:44.
Largest lead - SC by 18 4th-00:55, Bama None.
SC led for 38:12. Bama led for 00:00. Game was tied for 01:48.

Official Basketball Box Score -- Game Totals -- Final Statistics
#5/4 South Carolina vs #10/8 Kentucky
01/10/21 5:00 pm at Lexington, KY

#5/4 South Carolina 75 • 8-1,3-0 SEC

#	Player	Total		3-Ptr		Rebounds			PF	TP	A	TO	Blk	Stl	Min
		FG-FGA	FG-FGA	FT-FTA	Off	Def	Tot								
04	Aliyah Boston	f	8-14	1-1	3-4	5	7	12	3	20	1	2	7	3	25
05	Victoria Saxton	f	3-5	0-0	1-4	1	1	2	2	7	0	0	1	2	27
01	Zia Cooke	g	2-12	0-1	3-6	0	3	3	0	7	1	2	0	0	36
03	Destanni Henderson	g	8-17	0-0	6-7	2	6	8	0	22	3	6	0	0	38
12	Brea Beal	g	1-2	0-0	0-0	2	4	6	3	2	0	2	0	0	25
00	Olivia Thompson	g	0-0	0-0	0-0	0	0	0	0	0	0	0	0	0	0+
02	Eniya Russell	g	1-2	1-1	0-0	0	1	1	2	3	0	0	0	0	5
11	Destiny Littleton	g	0-0	0-0	0-0	0	0	0	1	0	0	0	0	0	1
15	Leticia Amihere	g	5-9	0-1	0-0	2	2	4	0	10	1	3	0	1	24
24	LeLe Grissett	g	2-3	0-0	0-0	2	1	3	2	4	0	3	2	0	19
	Team					3	4	7							
	Totals		30-64	2-4	13-21	17	29	46	13	75	6	18	10	6	200

1st - FG %: 7-15 46.7% 2nd: 7-17 41.2% 3rd: 10-20 50.0% 4th: 6-12 50.0% Game: 30-64 46.9% Deadball Rebounds 5,1
 3FG %: 0-1 0.0% 1-2 50.0% 1-1 100.0% 0-0 0.0% 2-4 50.0%
 FT %: 1-1 100.0% 2-4 50.0% 4-6 66.7% 6-10 60.0% 13-21 61.9%

#10/8 Kentucky 70 • 9-3,2-2 SEC

#	Player	Total		3-Ptr		Rebounds			PF	TP	A	TO	Blk	Stl	Min
		FG-FGA	FG-FGA	FT-FTA	Off	Def	Tot								
03	KeKe McKinney	f	0-6	0-3	0-0	2	2	4	3	0	1	1	2	0	30
00	Olivia Owens	c	1-5	0-1	0-0	1	1	2	3	2	0	4	1	1	18
05	Blair Green	g	1-3	1-2	0-0	0	1	1	1	3	1	0	0	0	15
10	Rhnye Howard	g	13-25	0-5	6-6	3	4	7	2	32	3	1	1	2	37
15	Chasity Patterson	g	5-10	2-4	0-0	1	1	2	3	12	4	0	1	2	29
01	Robyn Benton	g	1-9	0-4	3-4	1	1	2	3	5	1	3	1	5	23
13	Jazmine Massengill	g	2-3	0-0	0-0	0	1	1	2	4	0	1	1	2	20
14	Tatyana Wyatt	g	0-0	0-0	0-0	0	0	0	1	0	0	0	0	0	2
21	Nyah Leveretter	g	0-0	0-0	0-0	0	1	1	0	0	0	0	0	0	5
44	Dre'Una Edwards	g	5-13	0-1	2-2	4	3	7	2	12	0	3	0	0	21
	Team					3	1	4							
	Totals		28-74	3-20	11-12	15	16	31	20	70	10	13	7	12	200

1st - FG %: 9-20 45.0% 2nd: 8-18 44.4% 3rd: 6-14 42.9% 4th: 5-22 22.7% Game: 28-74 37.8% Deadball Rebounds 2,3
 3FG %: 0-3 0.0% 1-4 25.0% 0-4 0.0% 2-9 22.2% 3-20 15.0%
 FT %: 1-1 100.0% 5-6 83.3% 2-2 100.0% 11-12 91.7%

Officials: Billy Smith,Pualani Spurlock-Welsh,Gina Cross
 Technical fouls: #5/4 South Carolina-None. #10/8 Kentucky-None.
 Attendance: 1200
 2020-21 Women's Basketball. Round: 0. Kentucky vs South Carolina. Played at Me

Score by periods	1st	2nd	3rd	4th	Total
#5/4 South Carolina	15	17	25	18	75
#10/8 Kentucky	19	22	15	14	70

Points	In Paint	Off T/O	2nd Chance	Fast Break	Bench
SC	56	11	23	12	17
UK	34	22	10	8	21

Last FG - SC 4th-01:11, UK 4th-02:31.
 Largest lead - SC by 9 4th-04:29, UK by 9 2nd-00:02.
 SC led for 12:43. UK led for 25:13. Game was tied for 02:04.

Score tied - 1 time.
 Lead changed - 8 times.

Official Basketball Box Score -- Game Totals -- Final Statistics
#5/4 South Carolina vs Vanderbilt
01/14/21 7:00 pm at Nashville, TN

#5/4 South Carolina 106 • 9-1,4-0 SEC

#	Player	Total		3-Ptr		Rebounds			PF	TP	A	TO	Blk	Stl	Min
		FG-FGA	FG-FGA	FT-FTA	Off	Def	Tot								
04	Aliyah Boston	f	4-8	0-1	1-1	4	6	10	0	9	2	2	4	2	19
05	Victoria Saxton	f	9-10	0-0	2-5	1	1	2	0	20	1	0	1	1	21
01	Zia Cooke	g	3-7	0-1	3-4	0	2	2	1	9	2	2	0	1	23
03	Destanni Henderson	g	4-8	1-3	3-0	0	7	7	1	12	9	1	0	0	26
12	Brea Beal	g	7-9	3-4	0-2	1	2	3	0	17	1	0	0	0	20
00	Olivia Thompson	g	1-3	1-3	0-0	0	1	1	1	3	0	0	0	0	5
02	Eniya Russell	g	3-8	0-2	0-2	0	3	3	1	6	1	1	0	2	20
11	Destiny Littleton	g	2-5	2-3	2-2	0	3	3	1	8	2	1	0	1	17
15	Leticia Amihere	g	4-7	0-0	3-5	4	4	8	3	11	1	1	3	3	19
24	LeLe Grissett	g	3-8	0-0	1-1	7	5	12	4	7	0	3	1	0	17
32	Elysa Wesolek	g	2-3	0-0	0-0	1	0	1	0	4	0	0	0	0	13
	Team					2	6	8							
	Totals		42-76	7-17	15-25	20	40	60	12	106	19	12	9	10	200

1st - FG %: 13-21 61.9% 2nd: 6-13 46.2% 3rd: 13-22 59.1% 4th: 10-20 50.0% Game: 42-76 55.3% Deadball Rebounds 5
 3FG %: 2-3 66.7% 1-4 25.0% 2-5 40.0% 2-5 40.0% 7-17 41.2%
 FT %: 2-3 66.7% 6-8 75.0% 5-9 55.6% 2-5 40.0%

Vanderbilt 43 • 4-3,0-2 SEC

#	Player	Total		3-Ptr		Rebounds			PF	TP	A	TO	Blk	Stl	Min
		FG-FGA	FG-FGA	FT-FTA	Off	Def	Tot								
05	Yaubryon Chambers	f	1-7	0-0	0-2	1	1	2	4	2	0	2	1	3	32
23	Koi Love	f	8-21	1-2	1-5	0	9	9	2	18	0	5	0	1	33
01	Enna Pehadzic	g	4-12	1-1	0-0	2	2	4	2	9	0	4	0	1	34
02	Chelsie Hall	g	3-13	0-0	2-2	0	4	4	2	8	1	4	0	1	31
02	Brylee Bartram	g	0-5	0-5	0-0	0	0	0	0	0	0	2	0	0	33
00	Bella LaChance	g	1-4	0-0	0-0	0	1	1	1	2	1	0	0	1	14
25	Kyndall Golden	g	1-2	0-0	0-0	0	2	2	5	2	0	1	0	0	13
44	Emily Bowman	g	1-1	0-0	0-0	1	0	1	2	2	0	0	1	0	10
	Team					5	0	5							
	Totals		19-65	2-8	3-9	9	19	28	18	43	3	19	2	7	200

1st - FG %: 5-15 33.3% 2nd: 0-16 0.0% 3rd: 7-17 41.2% 4th: 7-17 41.2% Game: 19-65 29.2% Deadball Rebounds 3
 3FG %: 1-2 50.0% 0-3 0.0% 0-0 0.0% 1-3 33.3% 2-8 25.0%
 FT %: 2-4 50.0% 0-0 0.0% 0-0 0.0% 1-5 20.0%

Officials: Eric Koch,Karleena Tobin,Laura Morris
 Technical fouls: #5/4 South Carolina-None. Vanderbilt-None.
 Attendance: 24
 2020-21 Women's Basketball. Round: 0. South Carolina vs Vanderbilt. Played at

Score by periods	1st	2nd	3rd	4th	Total
#5/4 South Carolina	30	19	33	24	106
Vanderbilt	13	0	14	16	43

Points	In Paint	Off T/O	2nd Chance	Fast Break	Bench
SC	66	23	20	41	39
Vandy	32	6	2	12	6

Last FG - SC 4th-00:53, Vandy 4th-02:04.
 Largest lead - SC by 63 4th-04:43, Vandy None.
 SC led for 39:39. Vandy led for 00:00. Game was tied for 00:12.

Score tied - 0 times.
 Lead changed - 0 times.

Official Basketball Box Score -- Game Totals -- Final Statistics
#15/16 Arkansas vs #4/4 South Carolina
01/18/21 7:00 pm at Columbia, SC

#15/16 Arkansas 82 • 11-5,2-4 SEC

#	Player	Total		3-Ptr		Rebounds			PF	TP	A	TO	Blk	Stl	Min
		FG-FGA	FG-FGA	FT-FTA	Off	Def	Tot								
24	Taylah Thomas	f	2-5	1-1	4-4	2	4	6	3	9	1	0	0	0	22
12	Destiny Slocum	g	7-15	1-4	0-1	1	3	4	4	15	5	2	0	2	33
23	Amber Ramirez	g	4-7	0-0	2-2	0	3	3	2	10	0	1	3	0	33
33	Chelsea Dungee	g	8-18	2-2	4-6	0	5	5	1	22	1	3	1	1	36
43	Makayla Daniels	g	4-10	2-4	0-0	0	1	1	2	10	1	2	0	2	26
01	Marquesha Davis	g	1-5	1-2	0-0	0	3	3	0	3	1	0	1	1	17
04	Erynn Barnum	g	6-10	0-0	1-1	2	1	3	3	13	0	0	1	0	16
14	Jailyn Mason	g	0-1	0-0	0-0	0	0	0	3	0	1	0	0	0	15
25	Destinee Oberg	g	0-0	0-0	0-0	0	0	0	1	0	0	0	0	0	2
	Team					4	0	4							
	Totals		32-71	7-13	11-14	9	20	29	19	82	10	9	6	6	200

1st - FG %: 8-21 38.1% 2nd: 7-14 50.0% 3rd: 9-18 50.0% 4th: 8-18 44.4% Game: 32-71 45.1% Deadball Rebounds 1
 3FG %: 1-4 25.0% 2-3 66.7% 2-3 66.7% 7-13 53.8%
 FT %: 0-0 0.0% 4-4 100.0% 4-4 100.0% 3-6 50.0% 11-14 78.6%

#4/4 South Carolina 104 • 10-1,5-0 SEC

#	Player	Total		3-Ptr		Rebounds			PF	TP	A	TO	Blk	Stl	Min
		FG-FGA	FG-FGA	FT-FTA	Off	Def	Tot								
04	Aliyah Boston	f	11-17	0-2	4-5	6	10	16	2	26	3	1	6	0	32
05	Victoria Saxton	f	5-8	0-0	0-1	0	4	4	2	10	0	1	1	0	18
01	Zia Cooke	g	3-7	1-3	2-2	0	3	3	4	9	3	4	0	0	22
03	Destanni Henderson	g	6-13	2-2	0-0	1	1								

Official Basketball Box Score -- Game Totals -- Final Statistics
#4/3 South Carolina vs LSU
01/24/21 12:00 pm at Baton Rouge, LA

#4/3 South Carolina 69 • 12-1,7-0 SEC

#	Player	Total		3-Ptr		Rebounds			PF	TP	A	TO	Blk	Stl	Min
		FG-FGA	FG-FGA	FT-FTA	FT-FTA	Off	Def	Tot							
04	Aliyah Boston	f	8-15	0-2	4-7	6	8	14	3	20	0	1	1	0	36
05	Victoria Saxton	f	2-5	0-0	0-2	2	3	5	3	4	0	1	1	1	25
01	Zia Cooke	g	4-10	0-3	3-6	0	1	1	2	11	0	4	0	2	37
03	Destanni Henderson	g	5-11	2-7	4-4	0	5	5	2	16	8	6	0	2	35
12	Brea Beal	g	4-9	0-2	2-6	1	3	4	3	10	4	0	1	2	34
02	Eniya Russell	g	0-0	0-0	0-0	0	0	0	0	0	1	0	0	1	1
11	Destiny Littleton	g	0-1	0-1	0-0	0	1	1	0	0	0	1	0	0	7
15	Laticia Amihere	g	0-0	0-0	0-0	0	2	2	1	0	0	1	0	0	7
24	LeLe Grissett	g	4-6	0-0	0-0	3	0	3	1	8	3	2	0	0	18
Team						3	1	4							
Totals			27-57	2-15	13-25	15	24	39	15	69	16	16	3	8	200

1st - FG %: 5-17 29.4% 2nd: 4-11 36.4% 3rd: 8-13 61.5% 4th: 10-16 62.5% Game: 27-57 47.4% Deadball Rebounds 7
 3FG %: 0-7 0.0% 0-2 0.0% 1-4 25.0% 1-2 50.0% 2-15 13.3%
 FT %: 3-5 60.0% 2-4 50.0% 3-8 37.5% 5-8 62.5%

LSU 65 • 6-7,4-3 SEC

#	Player	Total		3-Ptr		Rebounds			PF	TP	A	TO	Blk	Stl	Min
		FG-FGA	FG-FGA	FT-FTA	FT-FTA	Off	Def	Tot							
00	Awa Trasi	f	4-6	0-0	1-2	0	4	4	4	9	0	2	0	1	31
24	Faustina Aifuwa	c	1-7	0-0	5-6	2	3	5	3	7	0	3	1	0	29
03	Khayla Pointer	g	7-16	1-4	3-4	3	2	5	2	18	3	4	0	1	37
23	Karli Seay	g	2-7	0-0	0-0	2	3	5	2	4	0	0	0	3	35
25	Rakell Spencer	g	0-1	0-0	2-2	3	1	4	3	2	0	3	0	0	16
01	Jailin Cherry	g	3-7	1-1	0-0	0	1	1	2	7	0	2	0	1	22
02	Tiara Young	g	7-13	0-1	2-2	2	4	6	4	16	1	2	0	1	21
15	Ajae Petty	g	1-3	0-0	0-0	0	0	0	2	2	0	1	0	0	9
Team						1	2	3							
Totals			25-60	2-6	13-17	13	20	33	22	65	4	17	1	7	200

1st - FG %: 5-17 29.4% 2nd: 5-13 38.5% 3rd: 7-12 58.3% 4th: 8-18 44.4% Game: 25-60 41.7% Deadball Rebounds 2
 3FG %: 0-1 0.0% 0-0 0.0% 1-2 50.0% 1-3 33.3% 2-6 33.3%
 FT %: 2-3 66.7% 3-4 75.0% 5-6 83.3% 3-4 75.0%

Officials: Karen Preato, Eric J Brewton, Tina Napier
 Technical fouls: #4/3 South Carolina-None. LSU-None.
 Attendance: 918
 2020-21 Women's Basketball. Round: 0. LSU vs South Carolina. Played at Maravic

Score by periods	1st	2nd	3rd	4th	Total
#4/3 South Carolina	13	10	20	26	69
LSU	12	13	20	20	65

Last FG - SC 4th-01:14, LSU 4th-00:01.
 Largest lead - SC by 9 4th-01:14, LSU by 6 3rd-08:40.
 SC led for 17:16. LSU led for 14:11. Game was tied for 08:33.

Score tied - 10 times.
 Lead changed - 8 times.

Official Basketball Box Score -- Game Totals -- Final Statistics
#4/3 South Carolina vs #21/19 Mississippi State
01/28/21 6:00 pm at Starkville, MS

#4/3 South Carolina 75 • 13-1,8-0 SEC

#	Player	Total		3-Ptr		Rebounds			PF	TP	A	TO	Blk	Stl	Min
		FG-FGA	FG-FGA	FT-FTA	FT-FTA	Off	Def	Tot							
04	Aliyah Boston	f	3-7	0-2	0-0	4	8	12	4	6	0	4	3	0	22
05	Victoria Saxton	f	5-8	0-0	3-3	6	5	11	2	13	2	0	1	1	27
01	Zia Cooke	g	6-16	1-3	6-6	0	3	3	0	19	3	2	0	2	36
03	Destanni Henderson	g	3-8	0-4	0-0	1	3	4	0	6	2	2	0	1	35
12	Brea Beal	g	1-8	0-2	4-6	1	4	5	2	6	0	1	0	1	24
00	Olivia Thompson	g	1-1	1-1	0-0	0	0	0	0	3	0	0	0	0	1
02	Eniya Russell	g	1-2	0-0	0-0	1	0	1	0	2	0	0	0	0	2
11	Destiny Littleton	g	1-1	0-0	0-0	0	0	0	0	2	2	1	0	2	8
15	Laticia Amihere	g	3-9	0-1	1-1	1	6	7	3	7	2	3	0	1	18
24	LeLe Grissett	g	3-6	0-0	5-6	3	2	5	1	11	1	0	0	1	24
32	Elysa Wesolek	g	0-0	0-0	0-0	0	0	0	0	2	0	0	0	0	3
Team						1	2	3							
Totals			27-66	2-13	19-22	18	33	51	14	75	12	13	4	9	200

1st - FG %: 4-14 28.6% 2nd: 11-21 52.4% 3rd: 4-16 25.0% 4th: 8-15 53.3% Game: 27-66 40.9% Deadball Rebounds 2
 3FG %: 0-2 0.0% 1-5 20.0% 1-3 33.3% 1-3 33.3%
 FT %: 2-2 100.0% 3-4 75.0% 10-11 90.9% 4-5 80.0%

#21/19 Mississippi State 52 • 8-5,3-4 SEC

#	Player	Total		3-Ptr		Rebounds			PF	TP	A	TO	Blk	Stl	Min
		FG-FGA	FG-FGA	FT-FTA	FT-FTA	Off	Def	Tot							
04	Jessica Carter	f	6-16	0-0	0-0	2	8	10	4	12	0	0	3	0	33
10	Sidney Cooks	f	2-6	1-4	0-0	0	2	2	4	5	1	0	0	0	19
00	Ja'Mya Mingo-Young	g	2-6	0-1	1-1	2	0	2	1	5	1	3	1	1	25
01	Myah Taylor	g	3-5	2-3	2-4	1	2	3	3	10	5	5	1	2	31
21	Madison Hayes	g	0-5	0-1	1-4	3	1	4	3	1	2	2	0	1	21
02	KN'isha Godfrey	g	0-2	0-2	0-0	0	0	0	3	0	0	1	0	0	4
03	Aliyah Matharu	g	2-7	0-2	0-2	2	3	5	1	4	0	0	0	1	13
05	Rickea Jackson	g	7-16	0-1	1-2	3	3	6	0	15	0	1	0	1	31
11	Xaria Wiggins	g	0-1	0-0	0-2	0	1	1	0	0	0	1	1	0	12
20	Yerniyah Morris	g	0-1	0-0	0-0	2	1	3	1	0	0	2	0	0	8
23	Caterion Thompson	g	0-0	0-0	0-0	0	0	0	0	0	0	0	0	0	3
Team						1	1	2							
Totals			22-65	3-14	5-15	16	22	38	20	52	9	15	6	6	200

1st - FG %: 5-20 25.0% 2nd: 5-15 33.3% 3rd: 7-14 50.0% 4th: 5-16 31.3% Game: 22-65 33.8% Deadball Rebounds 4
 3FG %: 1-4 25.0% 1-2 50.0% 1-3 33.3% 0-5 0.0%
 FT %: 0-2 0.0% 1-2 50.0% 3-6 50.0% 1-5 20.0%

Officials: Karen Preato, Brian Garland, Brian Hall
 Technical fouls: #4/3 South Carolina-None. #21/19 Mississippi State-None.
 Attendance: 1000
 2020-21 Women's Basketball. Round: 0. Mississippi St. vs South Carolina. Played at

Score by periods	1st	2nd	3rd	4th	Total
#4/3 South Carolina	10	26	18	21	75
#21/19 Mississippi State	11	12	18	11	52

Last FG - SC 4th-00:31, MSU 4th-01:18.
 Largest lead - SC by 23 4th-00:31, MSU by 5 1st-07:49.
 SC led for 30:11. MSU led for 08:14. Game was tied for 01:06.

Score tied - 0 times.
 Lead changed - 3 times.

Official Basketball Box Score -- Game Totals -- Final Statistics
Alabama vs #4/3 South Carolina
01/31/21 3:00 pm at Columbia, SC

Alabama 63 • 12-4,5-4 SEC

#	Player	Total		3-Ptr		Rebounds			PF	TP	A	TO	Blk	Stl	Min
		FG-FGA	FG-FGA	FT-FTA	FT-FTA	Off	Def	Tot							
22	Ariyah Copeland	f	3-10	0-0	0-0	3	4	7	3	6	2	0	2	0	23
04	Jasmine Walker	f	5-11	3-7	2-2	0	5	5	5	15	1	4	2	2	31
01	Megan Abrams	g	3-8	1-3	3-4	2	3	5	3	10	2	1	0	0	25
03	Jordan Lewis	g	7-19	3-6	2-5	4	1	5	2	19	2	5	0	3	39
05	Hannah Barber	g	1-6	0-4	0-0	1	1	2	1	2	1	0	0	1	32
11	Destiny Rice	g	4-7	0-0	1-1	0	2	2	4	9	0	1	0	0	23
12	Allie Craig Cruce	g	0-0	0-0	0-0	0	2	2	1	0	0	0	0	0	16
14	Myra Gordon	g	0-1	0-0	0-0	0	0	0	0	0	0	0	0	0	2
24	De'Sha Benjamin	g	1-4	0-1	0-0	0	1	1	2	2	1	1	0	0	9
Team						0	1	1							
Totals			24-66	7-21	8-12	10	20	30	21	63	9	13	4	6	200

1st - FG %: 8-20 40.0% 2nd: 8-12 66.7% 3rd: 5-16 31.3% 4th: 3-18 16.7% Game: 24-66 36.4% Deadball Rebounds 3
 3FG %: 3-8 37.5% 3-4 75.0% 1-4 25.0% 1-6 16.7%
 FT %: 2-4 50.0% 2-2 100.0% 2-2 100.0% 8-12 66.7%

#4/3 South Carolina 87 • 14-1,9-0 SEC

#	Player	Total		3-Ptr		Rebounds			PF	TP	A	TO	Blk	Stl	Min
		FG-FGA	FG-FGA	FT-FTA	FT-FTA	Off	Def	Tot							
04	Aliyah Boston	f	2-10	0-1	2-2	4	9	13	1	6	6	2	3	0	32
05	Victoria Saxton	f	5-7	0-0	0-0	0	1	1	2	10	0	1	2	1	18
01	Zia Cooke	g	7-14	2-3	5-6	1	1	2	2	21	0	1	0	1	25
03	Destanni Henderson	g	5-8	3-3	1-1	1	5	6	2	14	7	3	0	3	35
12	Brea Beal	g	4-5	1-2	2-2	2	4	6	3	11	0	2	2	1	21
00	Olivia Thompson	g	0-												

Official Basketball Box Score -- Game Totals -- Final Statistics
#1/1 South Carolina vs #2/5 UConn
02/08/21 7:00 pm at Mansfield, CT

#1/1 South Carolina 59 • 15-2,10-0 SEC

Table with columns: #, Player, FG-FGA, 3-Ptr, FT-FTA, Rebounds (Off, Def, Tot), PF, TP, A, TO, Blk, Stl, Min. Includes team totals and shooting percentages.

#2/5 UConn 63 • 14-1,11-0 Big Ea

Table with columns: #, Player, FG-FGA, 3-Ptr, FT-FTA, Rebounds (Off, Def, Tot), PF, TP, A, TO, Blk, Stl, Min. Includes team totals and shooting percentages.

Officials: Tiara Cruse, Joseph Vaszi, Dee Kantner

Technical fouls: #1/1 South Carolina-None. #2/5 UConn-None.

Attendance: 2020-21 Women's Basketball. Round: 0. South Carolina vs UConn. Played at Harry

Score by periods table with columns: 1st, 2nd, 3rd, 4th, OT, Total. Includes points in paint, off T/O, 2nd chance, fast break, and bench points.

Last FG - SC OT-01:56, UConn OT-00:10. Largest lead - SC by 6 1st-02:03, UConn by 7 4th-09:15. SC led for 25:03. UConn led for 13:40. Game was tied for 06:17.

Score tied - 8 times. Lead changed - 7 times.

Official Basketball Box Score -- Game Totals -- Final Statistics
Missouri vs #1/3 South Carolina
02/11/21 7:00 pm at Columbia, SC

Missouri 62 • 7-8,3-7 SEC

Table with columns: #, Player, FG-FGA, 3-Ptr, FT-FTA, Rebounds (Off, Def, Tot), PF, TP, A, TO, Blk, Stl, Min. Includes team totals and shooting percentages.

#1/3 South Carolina 77 • 16-2,11-0 SEC

Table with columns: #, Player, FG-FGA, 3-Ptr, FT-FTA, Rebounds (Off, Def, Tot), PF, TP, A, TO, Blk, Stl, Min. Includes team totals and shooting percentages.

Officials: Carla Fountain, Brian Garland, Karen Preato

Technical fouls: Missouri-None. #1/3 South Carolina-None.

Attendance: 3500. 2020-21 Women's Basketball. Round: 0. Missouri vs South Carolina. Played at Co

Score by periods table with columns: 1st, 2nd, 3rd, 4th, Total. Includes points in paint, off T/O, 2nd chance, fast break, and bench points.

Last FG - Missouri 4th-00:49, SC 4th-03:10. Largest lead - Missouri by 5 1st-03:37, SC by 21 4th-03:10. Missouri led for 12:53. SC led for 22:14. Game was tied for 04:53.

Score tied - 6 times. Lead changed - 3 times.

Official Basketball Box Score -- Game Totals -- Final Statistics
LSU vs #1/3 South Carolina
02/14/21 12:00 pm at Columbia, SC

LSU 59 • 8-10,6-6 SEC

Table with columns: #, Player, FG-FGA, 3-Ptr, FT-FTA, Rebounds (Off, Def, Tot), PF, TP, A, TO, Blk, Stl, Min. Includes team totals and shooting percentages.

#1/3 South Carolina 66 • 17-2,12-0 SEC

Table with columns: #, Player, FG-FGA, 3-Ptr, FT-FTA, Rebounds (Off, Def, Tot), PF, TP, A, TO, Blk, Stl, Min. Includes team totals and shooting percentages.

Officials: Douglas Knight, Felicia Grinter, Denise Brooks

Technical fouls: LSU-None. #1/3 South Carolina-None.

Attendance: 3500. 2020-21 Women's Basketball. Round: 0. LSU vs South Carolina. Played at Colonia

Score by periods table with columns: 1st, 2nd, 3rd, 4th, Total. Includes points in paint, off T/O, 2nd chance, fast break, and bench points.

Last FG - LSU 4th-00:24, SC 4th-01:43. Largest lead - LSU by 4 1st-08:55, SC by 18 3rd-00:47. LSU led for 02:13. SC led for 36:46. Game was tied for 01:01.

Score tied - 1 time. Lead changed - 1 time.

Official Basketball Box Score -- Game Totals -- Final Statistics
#2/3 South Carolina vs #21/21 Tennessee
02/18/21 7:00 pm at Knoxville, TN

#2/3 South Carolina 67 • 17-3,12-1 SEC

Table with columns: #, Player, FG-FGA, 3-Ptr, FT-FTA, Rebounds (Off, Def, Tot), PF, TP, A, TO, Blk, Stl, Min. Includes team totals and shooting percentages.

#21/21 Tennessee 75 • 13-5,7-3 SEC

Table with columns: #, Player, FG-FGA, 3-Ptr, FT-FTA, Rebounds (Off, Def, Tot), PF, TP, A, TO, Blk, Stl, Min. Includes team totals and shooting percentages.

Officials: Natasha Camy, Eric Brewton, Laura Morris

Technical fouls: #2/3 South Carolina-None. #21/21 Tennessee-None.

Attendance: 2512. 2020-21 Women's Basketball. Round: 0. South Carolina vs Tennessee. Played at T

Score by periods table with columns: 1st, 2nd, 3rd, 4th, Total. Includes points in paint, off T/O, 2nd chance, fast break, and bench points.

Last FG - SC 4th-00:37, UT 4th-01:16. Largest lead - SC by 16 2nd-01:43, UT by 9 4th-00:47. SC led for 25:07. UT led for 10:34. Game was tied for 04:19.

Score tied - 10 times. Lead changed - 6 times.

Official Basketball Box Score -- Game Totals -- Final Statistics
#17/17 Kentucky vs #2/3 South Carolina
02/21/21 3:00 pm at Columbia, SC

#17/17 Kentucky 55 • 15-6,8-5 SEC

Table with columns: #, Player, FG-FGA, 3-Ptr, FT-FTA, Rebounds (Off, Def, Tot), PF, TP, A, TO, Blk, Stl, Min. Includes team totals and shooting percentages.

Summary statistics table for #17/17 Kentucky, including 1st-4th quarter percentages and game totals.

#2/3 South Carolina 76 • 18-3,13-1 SEC

Table with columns: #, Player, FG-FGA, 3-Ptr, FT-FTA, Rebounds (Off, Def, Tot), PF, TP, A, TO, Blk, Stl, Min. Includes team totals and shooting percentages.

Summary statistics table for #2/3 South Carolina, including 1st-4th quarter percentages and game totals.

Officials: Jesse Dickerson, Brian Garland, Beverly Roberts
Technical fouls: #17/17 Kentucky-None. #2/3 South Carolina-None.
Attendance: 3500
2020-21 Women's Basketball. Round: 0. Kentucky vs South Carolina. Played at Co

Score by periods table for #17/17 Kentucky vs #2/3 South Carolina.

Last FG - KY 4th-00:02, SC 4th-00:27.
Largest lead - KY by 1 1st-06:35, SC by 24 4th-01:09.
KY led for 00:53. SC led for 36:31. Game was tied for 02:36.

Official Basketball Box Score -- Game Totals -- Final Statistics
Ole Miss vs #5/6 South Carolina
02/25/21 1:00 pm at Columbia, SC

Ole Miss 43 • 9-10,3-10 SEC

Table with columns: #, Player, FG-FGA, 3-Ptr, FT-FTA, Rebounds (Off, Def, Tot), PF, TP, A, TO, Blk, Stl, Min. Includes team totals and shooting percentages.

Summary statistics table for Ole Miss vs #5/6 South Carolina, including 1st-4th quarter percentages and game totals.

#5/6 South Carolina 68 • 19-3,14-1 SEC

Table with columns: #, Player, FG-FGA, 3-Ptr, FT-FTA, Rebounds (Off, Def, Tot), PF, TP, A, TO, Blk, Stl, Min. Includes team totals and shooting percentages.

Summary statistics table for #5/6 South Carolina, including 1st-4th quarter percentages and game totals.

Officials:
Technical fouls: Ole Miss-None. #5/6 South Carolina-None.
Attendance: 3500
2020-21 Women's Basketball. Round: 0. Ole Miss vs South Carolina. Played at Co

Score by periods table for Ole Miss vs #5/6 South Carolina.

Last FG - OM 4th-02:39, SC 4th-00:44.
Largest lead - OM by 4 1st-07:38, SC by 25 4th-00:44.
OM led for 01:44. SC led for 35:43. Game was tied for 02:33.

Official Basketball Box Score -- Game Totals -- Final Statistics
#5/6 South Carolina vs #3/3 Texas A&M
02/28/21 1:00 pm at College Station, TX

#5/6 South Carolina 57 • 19-4,14-2 SEC

Table with columns: #, Player, FG-FGA, 3-Ptr, FT-FTA, Rebounds (Off, Def, Tot), PF, TP, A, TO, Blk, Stl, Min. Includes team totals and shooting percentages.

Summary statistics table for #5/6 South Carolina vs #3/3 Texas A&M, including 1st-4th quarter percentages and game totals.

#3/3 Texas A&M 65 • 22-1,13-1 SEC

Table with columns: #, Player, FG-FGA, 3-Ptr, FT-FTA, Rebounds (Off, Def, Tot), PF, TP, A, TO, Blk, Stl, Min. Includes team totals and shooting percentages.

Summary statistics table for #3/3 Texas A&M vs #5/6 South Carolina, including 1st-4th quarter percentages and game totals.

Officials: Eric Brewton, Douglas Knight, Tina Napier
Technical fouls: #5/6 South Carolina-None. #3/3 Texas A&M-None.
Attendance: 2700
2020-21 Women's Basketball. Round: 0. South Carolina vs Texas A&M. Played at R

Score by periods table for #5/6 South Carolina vs #3/3 Texas A&M.

Last FG - SC 4th-03:01, TAM 4th-01:15.
Largest lead - SC by 2 1st-08:19, TAM by 15 3rd-01:27.
SC led for 02:59. TAM led for 35:25. Game was tied for 01:36.

Official Basketball Box Score -- Game Totals -- Final Statistics
Alabama vs #7/7 South Carolina
03/05/21 6:00 pm at

Alabama 63 • 16-9,8-8 SEC

Table with columns: #, Player, FG-FGA, 3-Ptr, FT-FTA, Rebounds (Off, Def, Tot), PF, TP, A, TO, Blk, Stl, Min. Includes team totals and shooting percentages.

Summary statistics table for Alabama vs #7/7 South Carolina, including 1st-4th quarter percentages and game totals.

#7/7 South Carolina 75 • 20-4,14-2 SEC

Table with columns: #, Player, FG-FGA, 3-Ptr, FT-FTA, Rebounds (Off, Def, Tot), PF, TP, A, TO, Blk, Stl, Min. Includes team totals and shooting percentages.

Summary statistics table for #7/7 South Carolina vs Alabama, including 1st-4th quarter percentages and game totals.

Officials: Brian Hall, Laura Morris, Dee Kantner
Technical fouls: Alabama-None. #7/7 South Carolina-None.
Attendance:
2020-21 Women's Basketball. Round: 0. Alabama vs South Carolina. Played at .

Score by periods table for Alabama vs #7/7 South Carolina.

Last FG - Bama 4th-05:08, SC 4th-02:03.
Largest lead - Bama None, SC by 27 2nd-04:47.
Bama led for 00:00. SC led for 38:48. Game was tied for 01:12.

Official Basketball Box Score -- Game Totals -- Final Statistics
#14/16 Tennessee vs #7/7 South Carolina
03/06/21 6:30 pm at

#14/16 Tennessee 52 • 16-7,9-4 SEC

##	Player	Total		3-Ptr		Rebounds			PF	TP	A	TO	Blk	Stl	Min
		FG-FGA	FG-FGA	FT-FTA	Off	Def	Tot								
00	Rennia Davis	f	3-12	1-5	2-2	2	4	6	4	9	2	3	0	0	39
12	Rae Burrell	f	3-11	0-2	3-3	1	4	5	2	9	3	4	0	1	36
11	Kasiyahna Kushkituah	c	1-3	0-0	0-0	0	1	1	2	2	0	1	0	0	11
20	Tamari Key	c	3-5	0-0	2-5	4	2	6	4	8	1	4	4	1	30
04	Jordan Walker	g	4-11	1-4	2-3	2	3	5	4	11	0	2	1	1	29
02	Destiny Salary	g	0-0	0-0	0-0	0	0	0	0	0	1	0	0	0	4
10	Jessie Rennie	g	0-0	0-0	0-0	0	0	0	0	0	0	0	0	0	1
21	Tess Darby	g	0-0	0-0	0-0	0	0	0	0	0	0	0	0	0	1
25	Jordan Horston	g	5-10	0-1	1-2	0	3	3	1	11	1	3	3	2	31
31	Emily Saunders	g	0-0	0-0	0-0	0	1	1	2	0	0	1	0	0	4
33	Marta Suarez	g	1-3	0-2	0-0	1	1	2	0	2	0	0	0	0	14
Team						1	3	4							
Totals			20-55	2-14	10-15	11	22	33	19	52	8	18	8	5	200

1st - FG %:	5-15	33.3%	2nd:	4-16	25.0%	3rd:	6-14	42.9%	4th:	5-10	50.0%	Game:	20-55	36.4%	Deadball	
3FG %:	1-6	16.7%	0-5	0.0%	1-2	50.0%	0-1	0.0%	2-14	14.3%					Rebounds	
FT %:	2-2	100.0%	4-5	80.0%	1-2	50.0%	3-6	50.0%	10-15	66.7%					2,2	

#7/7 South Carolina 67 • 21-4,14-2 SEC

##	Player	Total		3-Ptr		Rebounds			PF	TP	A	TO	Blk	Stl	Min
		FG-FGA	FG-FGA	FT-FTA	Off	Def	Tot								
04	Aliyah Boston	f	5-8	2-2	3-4	5	6	11	3	15	3	0	2	1	35
05	Victoria Saxton	f	1-2	0-0	1-1	1	1	2	3	3	0	2	1	0	16
01	Zia Cooke	g	5-19	2-3	5-5	2	2	4	3	17	1	1	0	1	36
03	Destanni Henderson	g	5-16	3-9	0-0	1	6	7	2	13	5	5	0	1	37
12	Brea Beal	g	1-5	0-1	2-2	2	2	4	2	4	0	2	2	2	30
00	Olivia Thompson	g	0-0	0-0	0-0	0	0	0	0	0	0	0	0	0	1
02	Eniya Russell	g	0-0	0-0	0-0	0	0	0	0	0	0	0	0	0	1
11	Destiny Littleton	g	0-0	0-0	2-2	0	0	0	0	2	1	0	0	0	5
15	Laeticia Amihere	g	2-4	0-0	0-0	1	6	7	3	4	0	2	0	0	17
24	LeLe Grissett	g	4-9	0-1	0-0	1	3	4	3	8	4	1	0	1	19
32	Elysa Wesolek	g	0-0	0-0	1-2	0	0	0	0	1	0	0	0	1	3
Team						4	1	5							
Totals			23-63	7-16	14-16	17	27	44	19	67	14	13	5	7	200

1st - FG %:	9-19	47.4%	2nd:	3-14	21.4%	3rd:	9-18	50.0%	4th:	2-12	16.7%	Game:	23-63	36.5%	Deadball	
3FG %:	2-3	66.7%	2-5	40.0%	2-4	50.0%	1-4	25.0%	7-16	43.8%					Rebounds	
FT %:	9-10	90.0%	2-2	100.0%	0-0	0.0%	3-4	75.0%	14-16	87.5%					1	

Officials: Brian Garland,Laura Morris,Eric Brewton
 Technical fouls: #14/16 Tennessee-Rennia Davis. #7/7 South Carolina-Zia Cooke.

Attendance: 2662
 2020-21 Women's Basketball. Round: 0. South Carolina vs Tennessee. Played at .

Score by periods	1st	2nd	3rd	4th	Total
#14/16 Tennessee	13	12	14	13	52
#7/7 South Carolina	29	10	20	8	67

Last FG - TN 4th-00:19, SC 4th-01:31.
 Largest lead - TN by 1 1st-04:38, SC by 21 4th-08:56.
 TN led for 00:20. SC led for 36:07. Game was tied for 03:33.

Points	In	Off	2nd	Fast	Bench
TN	32	6	10	6	13
SC	30	19	16	8	15

Score tied - 4 times.
 Lead changed - 2 times.

Official Basketball Box Score -- Game Totals -- Final Statistics
#16/21 Georgia vs #7/7 South Carolina
03/07/21 2:00 pm at

#16/21 Georgia 62 • 20-6,10-5 SEC

##	Player	Total		3-Ptr		Rebounds			PF	TP	A	TO	Blk	Min	
		FG-FGA	FG-FGA	FT-FTA	Off	Def	Tot								
20	Jordan Isaacs	f	2-5	0-0	2-2	0	2	2	1	6	0	2	0	2	0
14	Jenna Staiti	c	4-9	0-2	2-3	2	3	5	5	10	1	3	3	1	3
02	Gabby Connally	g	3-8	1-3	0-0	1	0	1	5	7	2	4	1	1	30
11	Maya Caldwell	g	3-7	1-1	0-0	1	4	5	3	7	3	2	1	1	29
23	Que Morrison	g	9-21	2-3	0-0	5	3	8	2	20	1	0	0	0	4
03	Sarah Ashlee Barker	g	0-2	0-0	0-0	1	0	1	0	0	0	0	0	0	4
04	Mikayla Coombs	g	2-7	0-2	0-0	0	3	3	0	4	2	2	0	0	4
15	Maori Davenport	g	0-0	0-0	0-0	0	1	1	1	0	0	0	0	0	4
22	Malury Bates	g	0-0	0-0	0-0	0	0	0	1	0	0	0	0	1	4
35	Javyv Nicholson	g	3-6	0-0	2-4	1	1	2	1	8	0	1	0	1	4
Team						3	0	3							
Totals			26-65	4-11	6-9	14	17	31	19	62	9	15	6	2	200

1st - FG %:	9-15	60.0%	2nd:	5-12	41.7%	3rd:	4-18	22.2%	4th:	8-20	40.0%	Game:	26-65	40.0%	Deadball	
3FG %:	3-4	75.0%	0-0	0.0%	0-4	0.0%	1-3	33.3%	4-11	36.4%					Rebounds	
FT %:	2-2	100.0%	2-4	50.0%	0-0	0.0%	2-3	66.7%	6-9	66.7%					2,2	

#7/7 South Carolina 67 • 22-4,14-2 SEC

##	Player	Total		3-Ptr		Rebounds			PF	TP	A	TO	Blk	Min	
		FG-FGA	FG-FGA	FT-FTA	Off	Def	Tot								
04	Aliyah Boston	f	8-12	1-1	10-12	4	6	10	4	27	0	4	4	4	4
05	Victoria Saxton	f	1-2	0-0	1-2	1	2	3	4	3	0	3	0	0	16
01	Zia Cooke	g	3-6	1-2	1-3	0	0	0	1	8	0	3	0	0	36
03	Destanni Henderson	g	7-18	1-3	3-4	1	8	9	0	18	3	5	1	1	37
12	Brea Beal	g	2-7	0-0	3-4	1	3	4	2	7	1	1	1	3	30
11	Destiny Littleton	g	0-0	0-0	0-0	0	0	0	0	0	0	0	0	0	5
15	Laeticia Amihere	g	1-6	0-0	0-0	1	1	2	1	2	1	0	1	1	17
24	LeLe Grissett	g	1-3	0-0	0-0	2	2	4	2	2	0	4	1	1	19
Team						5	3	8							
Totals			23-54	3-6	18-25	15	25	40	14	67	5	20	10	7	200

1st - FG %:	6-15	40.0%	2nd:	6-16	37.5%	3rd:	7-12	58.3%	4th:	4-11	36.4%	Game:	23-54	42.6%	Deadball	
3FG %:	0-1	0.0%	3-4	75.0%	0-0	0.0%	0-1	0.0%	3-6	50.0%					Rebounds	
FT %:	5-6	83.3%	3-4	75.0%	3-5	60.0%	7-10	70.0%	18-25	72.0%					1	

Officials: Gina Cross,Felicia Grinter,Tina Napier
 Technical fouls: #16/21 Georgia-None. #7/7 South Carolina-None.

Attendance: 2872
 2020-21 Women's Basketball. Round: 0. Georgia vs South Carolina. Played at .

Score by periods	1st	2nd	3rd	4th	Total
#16/21 Georgia	23	12	8	19	62
#7/7 South Carolina	17	18	17	15	67

Last FG - GA 4th-00:15, SC 4th-00:33.
 Largest lead - GA by 6 1st-00:00, SC by 9 3rd-00:24.
 GA led for 16:14. SC led for 18:56. Game was tied for 04:50.

Points	In	Off	2nd	f
GA	32	17	8	8
SC	34	15	9	9

Score tied - 10 times.
 Lead changed - 10 times.

ALL GAMES

2020-21 South Carolina Basketball South Carolina Combined Team Statistics (as of Mar 07, 2021) All games

RECORD:	OVERALL	HOME	AWAY	NEUTRAL
ALL GAMES	22-4	10-1	7-3	5-0
CONFERENCE	14-2	8-0	6-2	0-0
NON-CONFERENCE	8-2	2-1	1-1	5-0

#	Player	gp-gs	min	avg	Total		3-Point		F-Throw		Rebounds				pf	dq	a	to	blk	stl	pts	avg
					fg-fga	fg%	3fg-fga	3fg%	ft-fta	ft%	off	def	tot	avg								
01	Zia Cooke	26-26	824	31.7	147-383	.384	37-99	.374	82-106	.774	13	61	74	2.8	36	0	53	62	1	23	413	15.9
04	Aliyah Boston	26-26	792	30.5	139-277	.502	11-40	.275	67-91	.736	103	200	303	11.7	74	0	42	42	74	31	356	13.7
03	Destanni Henderson	26-26	879	33.8	124-281	.441	35-82	.427	44-59	.746	23	106	129	5.0	28	0	135	74	5	30	327	12.6
05	Victoria Saxton	26-25	579	22.3	93-167	.557	0-0	.000	40-68	.588	69	83	152	5.8	59	0	10	33	37	32	226	8.7
12	Brea Beal	26-25	676	26.0	76-175	.434	14-46	.304	30-49	.612	36	90	126	4.8	49	0	26	29	18	22	196	7.5
24	Lele Grissett	25-1	479	19.2	67-134	.500	1-3	.333	33-59	.559	57	48	105	4.2	55	1	26	38	16	14	168	6.7
15	Laeticia Amihere	26-1	452	17.4	59-160	.369	0-8	.000	42-70	.600	53	78	131	5.0	54	1	23	53	26	17	160	6.2
02	Eniya Russell	23-0	161	7.0	22-63	.349	4-20	.200	21-35	.600	2	21	23	1.0	20	0	7	15	3	8	69	3.0
11	Destiny Littleton	23-0	256	11.1	16-45	.356	8-26	.308	19-24	.792	5	50	55	2.4	13	0	18	9	1	9	59	2.6
00	Olivia Thompson	17-0	49	2.9	6-16	.375	4-12	.333	0-0	.000	2	3	5	0.3	3	0	1	4	0	2	16	0.9
32	Elysa Wesolek	15-0	78	5.2	3-10	.300	0-3	.000	1-4	.250	7	12	19	1.3	11	0	0	2	3	3	7	0.5
Team																						
Total.....		26	5225		752-1711	.440	114-339	.336	379-565	.671	432	808	1240	47.7	402	2	341	369	184	191	1997	76.8
Opponents.....		26	5225		600-1643	.365	105-389	.270	237-361	.657	275	579	854	32.8	501	14	250	380	131	155	1542	59.3

TEAM STATISTICS	SC	OPP	Date	Opponent	Score	Att.	
SCORING	1997	1542		11/25/20	COL. OF CHARLESTON	w 119-38	3500
Points per game	76.8	59.3	@	11/28/20	vs South Dakota	w 81-71	0
Scoring margin	+17.5	-	@	11/29/20	vs #21/20 Gonzaga	w 79-72	0
FIELD GOALS-ATT	752-1711	600-1643		12/03/20	#8/6 NC STATE	L 46-54	3500
Field goal pct	.440	.365	<	12/06/20	at #23/18 Iowa State	w 83-65	864
3 POINT FG-ATT	114-339	105-389		12/17/20	TEMPLE	w 103-41	3500
3-point FG pct	.336	.270	*	12/31/20	FLORIDA	w 75-59	3500
3-pt FG made per game	4.4	4.0	*	01/04/21	at Alabama	w 77-60	637
FREE THROWS-ATT	379-565	237-361	*	01/10/21	at #10/8 Kentucky	w 75-70	1200
Free throw pct	.671	.657	*	01/14/21	at Vanderbilt	w 106-43	24
F-Throws made per game	14.6	9.1	*	01/18/21	#15/16 ARKANSAS	w 104-82	3500
REBOUNDS	1240	854	*	01/21/21	#22/23 GEORGIA	w 62-50	3500
Rebounds per game	47.7	32.8	*	01/24/21	at LSU	w 69-65	918
Rebounding margin	+14.8	-	*	01/28/21	at #21/19 Mississippi State	w 75-52	1000
ASSISTS	341	250	*	01/31/21	ALABAMA	w 87-63	3500
Assists per game	13.1	9.6	*	02/04/21	at Auburn	w 77-58	608
TURNOVERS	369	380		02/08/21	at #2/5 UConn	Lot 59-63	0
Turnovers per game	14.2	14.6	*	02/11/21	MISSOURI	w 77-62	3500
Turnover margin	+0.4	-	*	02/14/21	LSU	w 66-59	3500
Assist/turnover ratio	0.9	0.7	*	02/18/21	at #21/21 Tennessee	L 67-75	2512
STEALS	191	155	*	02/21/21	#17/17 KENTUCKY	w 76-55	3500
Steals per game	7.3	6.0	*	02/25/21	OLE MISS	w 68-43	3500
BLOCKS	184	131	*	02/28/21	at #3/3 Texas A&M	L 57-65	2700
Blocks per game	7.1	5.0	^	03/05/21	vs Alabama	w 75-63	2409
ATTENDANCE	38500	18406	^	03/06/21	vs #14/16 Tennessee	w 67-52	2662
Home games-Avg/Game	11-3500	10-1046	^	03/07/21	vs #16/21 Georgia	w 67-62	2872
Neutral site-Avg/Game	-	5-1589					

Score by Periods	1st	2nd	3rd	4th	OT	Totals
South Carolina	513	455	566	458	5	1997
Opponents	358	347	433	395	9	1542

@ = Bad Boy Mowers Crossover Classic (Sioux Falls, S.D.)

< = SEC/Big 12 Challenge

* = SEC game

^ = SEC Tournament (Greenville, S.C.)

CONFERENCE GAMES ONLY

2020-21 South Carolina Basketball South Carolina Combined Team Statistics (as of Feb 28, 2021) Conference games only

RECORD:	OVERALL	HOME	AWAY	NEUTRAL
ALL GAMES	14-2	8-0	6-2	0-0
CONFERENCE	14-2	8-0	6-2	0-0
NON-CONFERENCE	0-0	0-0	0-0	0-0

#	Player	gp-gs	min	avg	Total		3-Point		F-Throw		Rebounds				pf	dq	a	to	blk	stl	pts	avg
					fg-fga	fg%	3fg-fga	3fg%	ft-fta	ft%	off	def	tot	avg								
01	Zia Cooke	16-16	499	31.2	91-243	.374	15-59	.254	52-68	.765	7	37	44	2.8	22	0	30	36	1	16	249	15.6
04	Aliyah Boston	16-16	480	30.0	83-165	.503	6-25	.240	40-54	.741	62	134	196	12.3	43	0	27	27	57	17	212	13.3
03	Destanni Henderson	16-16	551	34.4	74-164	.451	21-50	.420	23-26	.885	14	60	74	4.6	17	0	89	44	1	24	192	12.0
05	Victoria Saxton	16-16	368	23.0	63-115	.548	0-0	.000	26-46	.565	45	51	96	6.0	32	0	4	16	22	23	152	9.5
12	Brea Beal	16-15	398	24.9	50-107	.467	10-31	.323	19-30	.633	20	58	78	4.9	29	0	14	16	10	14	129	8.1
24	LeLe Grissett	16-1	314	19.6	42-90	.467	1-2	.500	26-40	.650	39	26	65	4.1	34	0	13	27	11	7	111	6.9
15	Laeticia Amihere	16-0	279	17.4	36-97	.371	0-3	.000	20-36	.556	33	40	73	4.6	31	0	13	40	17	15	92	5.8
11	Destiny Littleton	13-0	149	11.5	11-25	.440	7-15	.467	8-10	.800	3	28	31	2.4	6	0	10	7	1	6	37	2.8
02	Eniya Russell	16-0	94	5.9	10-38	.263	2-13	.154	12-20	.600	1	13	14	0.9	13	0	3	9	2	6	34	2.1
00	Olivia Thompson	11-0	25	2.3	2-6	.333	2-5	.400	0-0	.000	0	3	3	0.3	2	0	1	2	0	2	6	0.5
32	Elysa Wesolek	10-0	43	4.3	2-7	.286	0-2	.000	0-0	.000	3	6	9	0.9	5	0	0	2	0	1	4	0.4
Team																						
Total.....		16	3200		464-1057	.439	64-205	.312	226-330	.685	264	492	756	47.2	234	0	204	231	122	131	1218	76.1
Opponents.....		16	3200		375-1011	.371	66-210	.314	145-216	.671	162	363	525	32.8	302	7	145	233	78	101	961	60.1

TEAM STATISTICS	SC	OPP	Date	Opponent	Score	Att.
SCORING	1218	961	* 12/31/20	FLORIDA	w 75-59	3500
Points per game	76.1	60.1	* 01/04/21	at Alabama	w 77-60	637
Scoring margin	+16.1	-	* 01/10/21	at #10/8 Kentucky	w 75-70	1200
FIELD GOALS-ATT	464-1057	375-1011	* 01/14/21	at Vanderbilt	w 106-43	24
Field goal pct	.439	.371	* 01/18/21	#15/16 ARKANSAS	w 104-82	3500
3 POINT FG-ATT	64-205	66-210	* 01/21/21	#22/23 GEORGIA	w 62-50	3500
3-point FG pct	.312	.314	* 01/24/21	at LSU	w 69-65	918
3-pt FG made per game	4.0	4.1	* 01/28/21	at #21/19 Mississippi State	w 75-52	1000
FREE THROWS-ATT	226-330	145-216	* 01/31/21	ALABAMA	w 87-63	3500
Free throw pct	.685	.671	* 02/04/21	at Auburn	w 77-58	608
F-Throws made per game	14.1	9.1	* 02/11/21	MISSOURI	w 77-62	3500
REBOUNDS	756	525	* 02/14/21	LSU	w 66-59	3500
Rebounds per game	47.2	32.8	* 02/18/21	at #21/21 Tennessee	L 67-75	2512
Rebounding margin	+14.4	-	* 02/21/21	#17/17 KENTUCKY	w 76-55	3500
ASSISTS	204	145	* 02/25/21	OLE MISS	w 68-43	3500
Assists per game	12.8	9.1	* 02/28/21	at #3/3 Texas A&M	L 57-65	2700
TURNOVERS	231	233				
Turnovers per game	14.4	14.6				
Turnover margin	+0.1	-				
Assist/turnover ratio	0.9	0.6				
STEALS	131	101				
Steals per game	8.2	6.3				
BLOCKS	122	78				
Blocks per game	7.6	4.9				
ATTENDANCE	28000	9599				
Home games-Avg/Game	8-3500	8-1200				
Neutral site-Avg/Game	-	0-0				

@ = Bad Boy Mowers Crossover Classic (Sioux Falls, S.D.)
< = SEC/Big 12 Challenge
* = SEC game

Score by Periods	1st	2nd	3rd	4th	Totals
South Carolina	293	290	333	302	1218
Opponents	220	208	283	250	961

VS. RANKED OPPONENTS

2020-21 South Carolina Basketball South Carolina Combined Team Statistics (as of Mar 07, 2021) vs. Ranked Teams

RECORD:	OVERALL	HOME	AWAY	NEUTRAL
ALL GAMES	9-4	3-1	3-3	3-0
CONFERENCE	5-2	3-0	2-2	0-0
NON-CONFERENCE	4-2	0-1	1-1	3-0

#	Player	gp-gs	min	avg	Total		3-Point		F-Throw		Rebounds				pf	dq	a	to	blk	stl	pts	avg
					fg-fga	fg%	3fg-fga	3fg%	ft-fta	ft%	off	def	tot	avg								
04	Aliyah Boston	13-13	412	31.7	73-144	.507	8-26	.308	37-49	.755	53	101	154	11.8	41	0	19	27	43	14	191	14.7
01	Zia Cooke	13-13	425	32.7	63-192	.328	16-47	.340	42-52	.808	7	35	42	3.2	18	0	26	30	0	8	184	14.2
03	Destanni Henderson	13-13	475	36.5	64-165	.388	16-43	.372	23-33	.697	14	48	62	4.8	15	0	58	46	2	9	167	12.8
12	Brea Beal	13-12	359	27.6	36-88	.409	8-21	.381	21-28	.750	18	48	66	5.1	22	0	7	20	11	14	101	7.8
05	Victoria Saxton	13-13	287	22.1	33-63	.524	0-0	.000	18-30	.600	32	43	75	5.8	38	0	5	20	13	10	84	6.5
24	Lele Grissett	12-1	236	19.7	28-63	.444	0-1	.000	14-30	.467	24	18	42	3.5	30	1	8	16	7	7	70	5.8
15	Laeticia Amihere	13-0	228	17.5	31-84	.369	0-4	.000	12-19	.632	27	36	63	4.8	27	1	15	22	13	11	74	5.7
02	Eniya Russell	10-0	61	6.1	8-24	.333	2-9	.222	6-10	.600	1	5	6	0.6	10	0	1	8	2	0	24	2.4
11	Destiny Littleton	12-0	112	9.3	5-16	.313	3-9	.333	5-8	.625	4	21	25	2.1	5	0	9	3	0	4	18	1.5
00	Olivia Thompson	8-0	10	1.3	1-2	.500	1-2	.500	0-0	.000	1	0	1	0.1	0	0	1	3	0	1	3	0.4
32	Elysa Wesolek	6-0	20	3.3	0-2	.000	0-2	.000	1-2	.500	3	3	6	1.0	5	0	0	1	1	1	1	0.2
Team											34	27	61				3					
Total.....		13	2625		342-843	.406	54-164	.329	179-261	.686	218	385	603	46.4	211	2	149	199	92	79	917	70.5
Opponents.....		13	2625		323-831	.389	51-188	.271	120-176	.682	146	304	450	34.6	243	7	147	183	84	83	817	62.8

TEAM STATISTICS	SC	OPP	Date	Opponent	Score	Att.
SCORING	917	817	@ 11/29/20	vs #21/20 Gonzaga	W 79-72	0
Points per game	70.5	62.8	12/03/20	#8/6 NC STATE	L 46-54	3500
Scoring margin	+7.7	-	< 12/06/20	at #23/18 Iowa State	W 83-65	864
FIELD GOALS-ATT	342-843	323-831	* 01/10/21	at #10/8 Kentucky	W 75-70	1200
Field goal pct	.406	.389	* 01/18/21	#15/16 ARKANSAS	W 104-82	3500
3 POINT FG-ATT	54-164	51-188	* 01/21/21	#22/23 GEORGIA	W 62-50	3500
3-point FG pct	.329	.271	* 01/28/21	at #21/19 Mississippi State	W 75-52	1000
3-pt FG made per game	4.2	3.9	02/08/21	at #2/5 UConn	Lot 59-63	0
FREE THROWS-ATT	179-261	120-176	* 02/18/21	at #21/21 Tennessee	L 67-75	2512
Free throw pct	.686	.682	* 02/21/21	#17/17 KENTUCKY	W 76-55	3500
F-Throws made per game	13.8	9.2	* 02/28/21	at #3/3 Texas A&M	L 57-65	2700
REBOUNDS	603	450	^ 03/06/21	vs #14/16 Tennessee	W 67-52	2662
Rebounds per game	46.4	34.6	^ 03/07/21	vs #16/21 Georgia	W 67-62	2872
Rebounding margin	+11.8	-				
ASSISTS	149	147		@ = Bad Boy Mowers Crossover Classic (Sioux Falls, S.D.)		
Assists per game	11.5	11.3		< = SEC/Big 12 Challenge		
TURNOVERS	199	183		* = SEC game		
Turnovers per game	15.3	14.1		^ = SEC Tournament (Greenville, S.C.)		
Turnover margin	-1.2	-				
Assist/turnover ratio	0.7	0.8				
STEALS	79	83				
Steals per game	6.1	6.4				
BLOCKS	92	84				
Blocks per game	7.1	6.5				
ATTENDANCE	14000	13810				
Home games-Avg/Game	4-3500	6-1379				
Neutral site-Avg/Game	-	3-1845				

Score by Periods	1st	2nd	3rd	4th	OT	Totals
South Carolina	233	212	257	210	5	917
Opponents	197	181	224	206	9	817

SEC TOURNAMENT

2020-21 South Carolina Basketball South Carolina Combined Team Statistics (as of Mar 07, 2021) SEC Tournament

RECORD:	OVERALL	HOME	AWAY	NEUTRAL
ALL GAMES	3-0	0-0	0-0	3-0
CONFERENCE	0-0	0-0	0-0	0-0
NON-CONFERENCE	3-0	0-0	0-0	3-0

#	Player	gp-gs	min	avg	Total		3-Point		F-Throw		Rebounds				pf	dq	a	to	blk	stl	pts	avg
					fg-fga	fg%	3fg-fga	3fg%	ft-fta	ft%	off	def	tot	avg								
04	Aliyah Boston	3-3	102	34.0	19-32	.594	3-3	1.000	17-21	.810	12	22	34	11.3	11	0	5	5	7	5	58	19.3
03	Destanni Henderson	3-3	109	36.3	19-44	.432	7-15	.467	4-6	.667	3	15	18	6.0	3	0	13	13	2	1	49	16.3
01	Zia Cooke	3-3	105	35.0	17-42	.405	5-9	.556	8-10	.800	2	5	7	2.3	6	0	3	8	0	3	47	15.7
24	LeLe Grissett	3-0	62	20.7	8-20	.400	0-1	.000	0-0	.000	4	6	10	3.3	7	0	5	7	1	3	16	5.3
12	Brea Beal	3-3	97	32.3	4-16	.250	0-4	.000	5-6	.833	3	10	13	4.3	8	0	2	3	5	3	13	4.3
05	Victoria Saxton	3-3	64	21.3	5-12	.417	0-0	.000	2-3	.667	5	3	8	2.7	9	0	2	6	1	4	12	4.0
15	Laeticia Amihere	3-0	34	11.3	4-12	.333	0-0	.000	2-2	1.000	2	10	12	4.0	5	0	1	2	1	0	10	3.3
32	Elysa Wesolek	1-0	3	3.0	0-0	.000	0-0	.000	1-2	.500	0	0	0	0.0	0	0	0	0	0	1	1	1.0
11	Destiny Littleton	3-0	18	6.0	0-1	.000	0-1	.000	3-4	.750	0	1	1	0.3	1	0	2	0	0	0	3	1.0
00	Olivia Thompson	1-0	1	1.0	0-0	.000	0-0	.000	0-0	.000	0	0	0	0.0	0	0	0	0	0	0	0	0.0
02	Eniya Russell	2-0	5	2.5	0-0	.000	0-0	.000	0-0	.000	0	1	1	0.5	0	0	0	1	0	0	0	0.0
Team											10	6	16									
Total.....		3	600		76-179	.425	15-33	.455	42-54	.778	41	79	120	40.0	50	0	33	45	17	20	209	69.7
Opponents.....		3	600		68-173	.393	12-39	.308	29-39	.744	30	63	93	31.0	51	2	31	52	17	17	177	59.0

TEAM STATISTICS	SC	OPP	Date	Opponent	Score	Att.
SCORING	209	177	^ 03/05/21	vs Alabama	w 75-63	0
Points per game	69.7	59.0	^ 03/06/21	vs #14/16 Tennessee	w 67-52	2662
Scoring margin	+10.7	-	03/07/21	vs #16/21 Georgia	w 67-62	2872
FIELD GOALS-ATT	76-179	68-173	@ = Bad Boy Mowers Crossover Classic (Sioux Falls, S.D.)			
Field goal pct	.425	.393	< = SEC/Big 12 Challenge			
3 POINT FG-ATT	15-33	12-39	* = SEC game			
3-point FG pct	.455	.308	^ = SEC Tournament (Greenville, S.C.)			
3-pt FG made per game	5.0	4.0				
FREE THROWS-ATT	42-54	29-39				
Free throw pct	.778	.744				
F-Throws made per game	14.0	9.7				
REBOUNDS	120	93				
Rebounds per game	40.0	31.0				
Rebounding margin	+9.0	-				
ASSISTS	33	31				
Assists per game	11.0	10.3				
TURNOVERS	45	52				
Turnovers per game	15.0	17.3				
Turnover margin	+2.3	-				
Assist/turnover ratio	0.7	0.6				
STEALS	20	17				
Steals per game	6.7	5.7				
BLOCKS	17	17				
Blocks per game	5.7	5.7				
ATTENDANCE	0	5534				
Home games-Avg/Game	0-0	0-0				
Neutral site-Avg/Game	-	3-1845				

Score by Periods	1st	2nd	3rd	4th	Totals
South Carolina	72	44	56	37	209
Opponents	42	44	43	48	177

GAMES WON

2020-21 South Carolina Basketball South Carolina Combined Team Statistics (as of Mar 07, 2021) Games won

RECORD:	OVERALL	HOME	AWAY	NEUTRAL
ALL GAMES	22-0	10-0	7-0	5-0
CONFERENCE	14-0	8-0	6-0	0-0
NON-CONFERENCE	8-0	2-0	1-0	5-0

#	Player	gp-gs	min	avg	Total		3-Point		F-Throw		Rebounds					a	to	blk	stl	pts	avg	
					fg-fga	fg%	3fg-fga	3fg%	ft-fa	ft%	off	def	tot	avg	pf							dq
01	Zia Cooke	22-22	685	31.1	129-313	.412	33-79	.418	70-92	.761	11	46	57	2.6	31	0	45	52	1	20	361	16.4
04	Aliyah Boston	22-22	650	29.5	116-223	.520	9-29	.310	61-83	.735	85	167	252	11.5	61	0	38	34	67	28	302	13.7
03	Destanni Henderson	22-22	726	33.0	106-224	.473	31-69	.449	41-52	.788	17	93	110	5.0	23	0	114	58	4	26	284	12.9
05	Victoria Saxton	22-21	497	22.6	88-154	.571	0-0	.000	37-63	.587	59	72	131	6.0	45	0	10	29	33	30	213	9.7
12	Brea Beal	22-21	563	25.6	65-145	.448	13-40	.325	27-45	.600	32	71	103	4.7	43	0	25	21	15	18	170	7.7
24	Lele Grissett	21-1	404	19.2	59-119	.496	1-3	.333	31-51	.608	51	44	95	4.5	41	0	26	36	15	12	150	7.1
15	Laeticia Amihere	22-1	384	17.5	50-133	.376	0-6	.000	41-67	.612	44	66	110	5.0	49	1	19	46	20	15	141	6.4
02	Eniya Russell	20-0	136	6.8	21-54	.389	4-17	.235	19-31	.613	2	19	21	1.1	17	0	7	13	2	8	65	3.3
11	Destiny Littleton	20-0	229	11.5	16-42	.381	8-24	.333	19-24	.792	4	45	49	2.5	11	0	18	8	1	8	59	3.0
00	Olivia Thompson	15-0	49	3.3	6-16	.375	4-12	.333	0-0	.000	2	3	5	0.3	3	0	1	3	0	1	16	1.1
32	Elysa Wesolek	14-0	77	5.5	3-10	.300	0-3	.000	1-4	.250	6	12	18	1.3	11	0	0	1	3	3	7	0.5
Team											52	47	99				8					
Total.....		22	4400		659-1433	.460	103-282	.365	347-512	.678	365	685	1050	47.7	335	1	303	309	161	169	1768	80.4
Opponents.....		22	4400		499-1381	.361	93-342	.272	194-298	.651	228	458	686	31.2	438	13	202	327	105	128	1285	58.4

GAMES LOST

2020-21 South Carolina Basketball South Carolina Combined Team Statistics (as of Feb 28, 2021) Games lost

RECORD:	OVERALL	HOME	AWAY	NEUTRAL
ALL GAMES	0-4	0-1	0-3	0-0
CONFERENCE	0-2	0-0	0-2	0-0
NON-CONFERENCE	0-2	0-1	0-1	0-0

#	Player	gp-gs	min	avg	Total		3-Point		F-Throw		Rebounds					a	to	blk	stl	pts	avg	
					fg-fga	fg%	3fg-fga	3fg%	ft-fa	ft%	off	def	tot	avg	pf							dq
04	Aliyah Boston	4-4	142	35.5	23-54	.426	2-11	.182	6-8	.750	18	33	51	12.8	13	0	4	8	7	3	54	13.5
01	Zia Cooke	4-4	139	34.8	18-70	.257	4-20	.200	12-14	.857	2	15	17	4.3	5	0	8	10	0	3	52	13.0
03	Destanni Henderson	4-4	153	38.2	18-57	.316	4-13	.308	3-7	.429	6	13	19	4.8	5	0	21	16	1	4	43	10.8
12	Brea Beal	4-4	113	28.3	11-30	.367	1-6	.167	3-4	.750	4	19	23	5.8	6	0	1	8	3	4	26	6.5
15	Laeticia Amihere	4-0	68	17.0	9-27	.333	0-2	.000	1-3	.333	9	12	21	5.3	5	0	4	7	6	2	19	4.8
24	Lele Grissett	4-0	75	18.8	8-15	.533	0-0	.000	2-8	.250	6	4	10	2.5	14	1	0	2	1	2	18	4.5
05	Victoria Saxton	4-4	82	20.5	5-13	.385	0-0	.000	3-5	.600	10	11	21	5.3	14	0	0	4	4	2	13	3.3
02	Eniya Russell	3-0	25	8.3	1-9	.111	0-3	.000	2-4	.500	0	2	2	0.7	3	0	0	2	1	0	4	1.3
32	Elysa Wesolek	1-0	1	1.0	0-0	.000	0-0	.000	0-0	.000	1	0	1	1.0	0	0	0	1	0	0	0	0.0
11	Destiny Littleton	3-0	27	9.0	0-3	.000	0-2	.000	0-0	.000	1	5	6	2.0	2	0	0	1	0	1	0	0.0
00	Olivia Thompson	2-0	0	0.0	0-0	.000	0-0	.000	0-0	.000	0	0	0	0.0	0	0	0	1	0	1	0	0.0
Team											10	9	19									
Total.....		4	825		93-278	.335	11-57	.193	32-53	.604	67	123	190	47.5	67	1	38	60	23	22	229	57.2
Opponents.....		4	825		101-262	.385	12-47	.255	43-63	.683	47	121	168	42.0	63	1	48	53	26	27	257	64.2

2020-21 South Carolina Basketball
South Carolina Team Game-by-Game Comparison (as of Mar 07, 2021)
All games

Opponent	1st	2nd	Score	Mar	Total FG	FG Pct	3-Pointers	3FG Pct	Free Throws	FT Pct	Rebounds	Assist	T/Over	Block	Steal	Fouls
COL. OF CHARLESTON	62/20	57/18	119-38	+81	42-71/13-74	.592/.176	4-13/4-23	.308/.043	31-47/11-24	.660/.458	73/28	19/0	15/18	13/3	12/6	20/31
South Dakota	37/37	44/34	81-71	+10	30-72/29-67	.417/.433	5-14/2-16	.357/.125	16-29/11-20	.552/.550	45/37	14/15	9/8	5/3	6/5	22/25
#21/20 Gonzaga	38/34	41/38	79-72	+7	26-54/29-55	.481/.527	2-5/9-19	.400/.474	25-41/5-13	.610/.365	36/29	12/20	12/15	4/5	6/4	17/32
#8/6 NC STATE	20/21	26/33	46-54	(8)	20-74/20-68	.270/.294	2-12/4-17	.167/.235	4-11/10-12	.364/.833	54/49	9/10	11/9	6/7	2/2	15/12
#23/18 Iowa State	44/30	39/35	83-65	+18	30-63/23-62	.476/.371	13-26/5-27	.500/.185	10-13/14-16	.769/.875	50/24	21/8	19/10	6/5	1/8	21/10
TEMPLE	44/25	59/16	103-41	+62	39-73/14-60	.534/.233	8-22/4-23	.364/.174	17-25/9-13	.680/.692	54/30	22/6	6/18	7/5	10/1	8/19
FLORIDA	39/18	36/41	75-59	+16	31-79/24-65	.392/.369	3-16/7-17	.188/.412	10-12/4-11	.833/.364	51/39	19/11	15/21	10/2	12/3	14/14
Alabama	37/26	40/34	77-60	+17	31-74/22-56	.419/.393	3-8/4-16	.375/.250	12-24/12-19	.500/.632	55/31	9/9	13/12	4/5	7/5	14/21
#10/8 Kentucky	32/41	43/29	75-70	+5	30-64/28-74	.469/.378	2-4/3-20	.500/.150	13-21/11-12	.619/.917	46/31	6/10	18/13	10/7	6/12	13/20
Vanderbilt	49/13	57/30	106-43	+63	42-76/19-65	.553/.292	7-17/2-8	.412/.250	15-25/3-9	.600/.333	60/28	19/3	12/19	9/2	10/7	12/18
#15/16 ARKANSAS	42/37	62/45	104-82	+22	40-74/32-71	.541/.451	8-15/7-13	.533/.538	16-22/11-14	.727/.786	50/29	21/10	13/9	10/6	4/6	16/19
#22/23 GEORGIA	30/18	32/32	62-50	+12	22-62/22-65	.355/.338	2-11/1-5	.182/.200	16-24/5-8	.667/.625	47/37	10/13	20/23	14/7	14/5	15/20
LSU	23/25	46/40	69-65	+4	27-57/25-60	.474/.417	2-15/2-6	.133/.333	13-25/13-17	.520/.765	39/33	16/4	16/17	3/1	8/7	15/22
#21/19 Mississippi State	36/23	39/29	75-52	+23	27-66/22-65	.409/.338	2-13/3-14	.154/.214	19-22/5-15	.864/.333	51/38	12/9	13/15	4/6	9/6	14/20
ALABAMA	40/41	47/22	87-63	+24	31-61/24-66	.508/.364	6-10/7-21	.600/.333	19-20/8-12	.950/.667	43/30	15/9	13/13	8/4	10/6	15/21
Auburn	47/18	30/40	77-58	+19	31-63/23-66	.492/.348	6-12/7-15	.500/.467	9-14/5-10	.643/.500	51/29	15/11	17/9	6/3	4/7	12/15
#25/UConn	24/24	30/30	59-63	(4)	25-68/29-73	.368/.397	1-9/2-15	.111/.133	8-15/3-8	.533/.375	52/39	7/15	21/17	4/8	3/11	15/19
MISSOURI	36/36	41/26	77-62	+15	29-61/23-58	.475/.397	4-15/8-21	.267/.381	15-21/8-10	.714/.800	38/30	10/6	8/11	8/3	6/5	13/21
LSU	34/22	32/37	66-59	+7	23-61/23-61	.377/.377	4-13/2-9	.308/.222	16-25/11-15	.640/.733	49/32	10/10	20/17	10/10	10/9	16/19
#21/21 Tennessee	37/25	30/50	67-75	(8)	26-68/26-60	.382/.433	3-14/3-8	.214/.375	12-16/20-28	.750/.714	40/40	11/14	13/13	5/5	8/6	20/20
#17/17 KENTUCKY	34/30	42/25	76-55	+21	28-65/20-57	.431/.351	4-11/5-18	.364/.278	16-24/10-11	.667/.909	49/30	10/12	11/12	6/8	5/4	15/21
OLE MISS	33/20	35/23	68-43	+25	24-58/16-61	.414/.282	3-9/2-12	.333/.167	17-24/9-10	.708/.900	43/28	10/5	14/15	7/3	9/5	13/19
#3/3 Texas A&M	34/35	23/30	57-65	(8)	22-68/26-61	.324/.426	5-22/3-7	.227/.429	8-11/10-15	.727/.667	44/40	11/9	15/14	8/6	9/8	17/12
Alabama	42/26	33/37	75-63	+12	30-62/22-53	.484/.415	5-11/6-14	.455/.429	10-13/13-15	.769/.867	36/29	14/14	12/19	2/3	8/6	17/13
#14/16 Tennessee	39/25	28/27	67-52	+15	23-63/20-55	.365/.364	7-16/2-14	.438/.143	14-16/10-15	.875/.667	44/33	14/8	13/18	5/8	7/5	19/19
#16/21 Georgia	35/35	32/27	67-62	+5	23-54/26-65	.426/.400	3-6/4-11	.500/.364	18-25/6-9	.720/.667	40/31	5/9	20/15	10/6	5/6	14/19

Note: Game totals are displayed in the format TEAM/OPPONENT for each category

2020-21 South Carolina Basketball
South Carolina Points-Rebounds-Assists (as of Mar 07, 2021)
All games

Opponent	Date	Score		00	01	02	03	04	05	11	12	15	24	32
				THOMPSON,	COOKE,ZIA	RUSSELL,EN	HENDERSON	BOSTON,ALI	SAXTON,VIC	LITTLETON,	BEAL,BREA	AMIHERE,LA	GRISSETT,L	WESOLEK,E
CC	11/25/20	119-38	w	5-0-0	18-1-3	14-4-2	11-6-5	11-12-1	19-12-2	7-8-0	8-2-1	11-11-2	13-10-3	2-4-0
vs SD	11/28/20	81-71	w	3-0-0	19-5-1	2-0-1	19-9-3	12-8-4	4-3-0	0-0-0	3-5-3	11-9-1	8-5-1	0-1-0
vs Gonz	11/29/20	79-72	w	DNP	16-4-4	DNP	23-3-2	10-5-0	9-6-1	1-1-1	12-7-1	6-4-2	2-2-1	DNP
NCSU	12/03/20	46-54	L	0-0-0	11-5-1	0-0-0	2-7-6	9-9-0	0-3-0	0-2-0	5-4-0	11-15-2	8-3-0	DNP
at IowaSt	12/06/20	83-65	w	0-1-0	19-1-4	8-1-0	12-4-7	13-15-3	9-9-1	5-7-3	13-4-2	4-2-1	DNP	0-2-0
Temple	12/17/20	103-41	w	2-1-0	23-3-4	11-3-1	8-3-7	14-9-1	16-7-0	6-4-2	5-3-3	11-3-1	7-7-3	0-3-0
UF	12/31/20	75-59	w	0-2-0	26-3-5	0-1-0	2-7-9	28-16-1	9-12-0	DNP	4-1-2	2-3-2	4-2-0	0-0-0
at Bama	01/04/21	77-60	w	0-0-0	18-3-2	0-0-0	20-8-5	5-10-0	15-6-0	DNP	8-10-0	3-5-0	8-4-2	0-0-0
at UK	01/10/21	75-70	w	0-0-0	7-3-1	3-1-0	22-8-3	20-12-1	7-2-0	0-0-0	2-6-0	10-4-1	4-3-0	DNP
at Vandy	01/14/21	106-43	w	3-1-0	9-2-2	6-3-1	12-7-9	9-10-2	20-2-1	8-3-2	17-3-1	11-8-1	7-12-0	4-1-0
Ark	01/18/21	104-82	w	DNP	9-3-3	3-1-1	14-2-10	26-16-3	10-4-0	7-5-1	22-4-1	6-1-2	7-8-0	DNP
UGA	01/21/21	62-50	w	0-0-1	16-2-0	0-0-0	2-4-3	16-11-2	9-11-0	1-5-1	9-7-1	4-2-1	5-0-1	0-2-0
at LSU	01/24/21	69-65	w	DNP	11-1-0	0-0-1	16-5-8	20-14-0	4-5-0	0-1-0	10-4-4	0-2-0	8-3-3	DNP
at MSU	01/28/21	75-52	w	3-0-0	19-3-3	2-1-0	6-4-2	6-12-0	13-11-2	2-0-2	6-5-0	7-7-2	11-5-1	0-0-0
Bama	01/31/21	87-63	w	0-0-0	21-2-0	4-3-0	14-6-7	6-13-6	10-1-0	8-3-2	11-6-0	7-1-0	6-4-0	0-0-0
at AUB	02/04/21	77-58	w	0-0-0	17-2-2	3-1-0	4-4-9	14-8-1	11-7-0	6-4-2	6-5-1	6-9-0	10-4-0	0-3-0
at UConn	02/08/21	59-63	L	DNP	11-4-3	DNP	11-5-3	17-15-1	5-8-0	0-1-0	8-10-0	4-2-0	3-3-0	DNP
Mizzou	02/11/21	77-62	w	0-0-0	15-2-1	1-0-0	11-4-3	11-12-1	10-6-0	5-1-0	9-4-3	6-6-0	9-1-2	0-1-0
LSU	02/14/21	66-59	w	DNP	13-4-4	4-0-0	19-2-3	12-13-2	8-5-0	0-4-0	4-3-0	6-5-0	0-4-1	DNP
at UT	02/18/21	67-75	L	0-0-0	15-3-2	4-2-0	15-3-6	17-16-1	6-6-0	DNP	4-1-0	4-3-2	2-1-0	0-1-0
KY	02/21/21	76-55	w	0-0-0	21-5-2	4-0-0	14-2-2	4-11-3	8-6-1	0-1-0	0-2-0	12-13-1	13-6-1	0-1-0
OM	02/25/21	68-43	w	DNP	17-1-1	0-1-0	6-4-4	7-11-2	10-8-0	0-1-0	8-9-0	8-3-1	12-5-2	DNP
at TAM	02/28/21	57-65	L	DNP	15-5-2	0-0-0	15-4-6	11-11-2	2-4-0	0-3-0	9-8-1	0-1-0	5-3-0	DNP
vs Bama	03/05/21	75-63	w	DNP	22-3-2	0-1-0	18-2-5	16-13-2	6-3-2	1-1-1	2-5-1	4-3-0	6-2-1	DNP
vs TN	03/06/21	67-52	w	0-0-0	17-4-1	0-0-0	13-7-5	15-11-3	3-2-0	2-0-1	4-4-0	4-7-0	8-4-4	1-0-0
vs GA	03/07/21	67-62	w	DNP	8-0-0	DNP	18-9-3	27-10-0	3-3-0	0-0-0	7-4-1	2-2-1	2-4-0	DNP



Notables

- 6-Time National Attendance Leader (2015-present)
- NCAA Tournament Host in 2015, 2016, 2017, 2018
- 81 consecutive regular-season games with at least 10,000 fans (Jan. 2, 2015) – overall streak, including postseason games, is 46 (Nov. 10, 2017)
- 5 official sellouts (18,000) since 2015-16 season
- 2 undefeated seasons at home
- Longest home win streak – 45 games (2/24/13-2/4/16)

Great Gamecock Fans

18,000	UConn, 2/10/20
18,000	Mississippi State, 3/3/19
18,000	UConn, 2/1/18
18,000	Kentucky, 2/26/17
18,000	UConn, 2/8/16
17,712	Clemson, 11/22/02*
17,156	Kentucky, 1/11/15
16,815	Ohio State, 11/13/15
16,465	Auburn, 1/2/15
16,429	Duke, 12/6/15

* Inaugural Night of Colonial Life Arena

Year-by-Year Record

Year	Record	Pct.	Att. Avg.
2002-03	14-2	.875	3,244
2003-04	5-6	.455	1,828
2004-05	8-9	.471	1,764
2005-06	12-5	.706	1,455
2006-07	15-5	.750	1,845
2007-08	12-6	.667	1,802
2008-09	6-9	.400	2,793
2009-10	7-5	.583	3,442
2010-11	14-5	.737	2,996
2011-12	12-3	.800	3,139
2012-13	12-3	.800	4,082
2013-14	16-0	1.000	6,371
2014-15	16-0	1.000	12,293
2015-16	16-1	.941	14,364
2016-17	15-1	.938	12,277
2017-18	15-2	.882	13,239
2018-19	11-4	.733	11,539
2019-20	15-0	1.000	12,185
2020-21	10-1	.909	3,500*
Total	231-67	.775	6,149*
Staley Era	165-34	.829	8,344*

* 2020-21 attendance not counted in average due to COVID-19 regulation restrictions

In women's basketball, Colonial Life Arena has become one of the most feared places to play as enormous crowds fill the building with passion for the Gamecocks.

The state of South Carolina has rallied around head coach Dawn Staley's program in unprecedented numbers as the Gamecocks have led the nation in average attendance in each of the last six seasons. The Gamecocks were one of a few programs to finish the season averaging over 10,000 fans and boast five sellouts (18,000) in the last five seasons.

Colonial Life Arena is more than just the home of South Carolina men's and women's basketball, though. It is also a thriving entertainment venue that the city of Columbia and its surrounding metropolitan area are able to enjoy throughout the year.

Colonial Life Arena is the largest arena in the state of South Carolina with 18,000 seats, and the 10th-largest on-campus basketball facility in the nation. Located on the beautiful University of South Carolina campus, this one-of-a-kind facility features 41 suites, four entertainment suites, and the Frank McGuire Club, a full-service hospitality room that has a capacity of 300. The state-of-the-art facility also features plush seating, a technologically advanced sound system and a one-of-a-kind selection of unique concession foods that will delight fans of all ages.

In Summer 2017, a 12-display center-hung video board and ribbon boards were added to the arena bowl at a cost of \$4.2 million. The center-hung board features four convex-curved main displays that measure approximately 12' x 20' and can show any combination of live video, instant replays, statistics and game information, graphics and animations, and sponsorship messages.

The Arena has hosted numerous sold out shows, including Barnum and Bailey Circus, Paul McCartney, country superstars Kenny Chesney and Taylor Swift, WWE Wrestling, Kanye West and numerous other acts.

The largest building ever constructed at the University of South Carolina at 342,000 square feet, the Arena has an intimate double-deck design that puts every seat close to the action. The cantilever of the upper deck over the lower deck extends further than any other arena of its size with great sight lines.

Two spacious locker rooms for Gamecock men's and women's basketball include team meeting rooms, recruiting rooms, coaches locker rooms and an athletic training room.

"It is a beautiful thing to see unfold because a lot of people really didn't think it could get done. I tip my hat to Gamecock Nation for making this a wonderful place and creating a home court advantage that allows us to win close basketball games."

– South Carolina Head Coach Dawn Staley



DAWN STALEY

Head Coach

13th Season at South Carolina

Catapulting South Carolina into the national spotlight, Dawn Staley has made the Gamecocks a mainstay in the battle for SEC and national championships. In 2017-18, she capped her first decade in Garnet and Black by leading her team to its fourth-straight SEC Tournament title, the first four-peat champion in league history, and celebrating the program's first National Player of the Year and No. 1 WNBA Draft pick in Aja Wilson. Staley's staff has signed two No. 1 recruiting classes in the last three seasons (2019, 2021) and finished the 2019-20 season as the unanimous No. 1 team in the country.

Staley's 13 seasons at the helm of the Gamecocks include:

- 2017 NCAA National Championship
- 168 consecutive weeks ranked in the AP Top 25, including 95 weeks in the top five during that time
- Eight 25-win seasons, including four 30-win campaigns led by a school-record 34 victories in 2014-15
- Five SEC regular-season championships (2014-2017, 2020) and six SEC Tournament titles (2015-18, 2020, 2021)
- Three top-two recruiting classes (#1 in 2021, #1 in 2019, #2 in 2014)
- Six NCAA Attendance titles, averaging over 10,000 fans each season (2015, 2016, 2017, 2018, 2019, 2020)

While her coaching career is in full bloom, Staley is still recognized for her body of work as a one of the most decorated participants in United States women's basketball history. The Naismith Memorial Basketball Hall of Fame solidified that legacy with her enshrinement as part of the Class of 2013. The Phoenix Club of Philadelphia established the Dawn Staley Award recognizing the nation's top guard in women's Division I basketball in 2013 as well. Staley was inducted into the Women's Basketball Hall of Fame as part of the Class of 2012.

In her 21st season as a head coach, Staley has led her teams to 10 25-win seasons, a total of 16 postseason appearances (two WNIT) and 126 weeks in the Associated Press top 10, including 25 in the No. 1 spot. Also a force in USA Basketball, she was named the U.S. Women's National Team head coach for 2017-21, already leading the U.S. to 2018 FIBA World Cup gold to earn USAB National Coach of the Year honors. Prior to that appointment, Staley led three other U.S. teams to gold medals – 2015 FIBA U19 World Championships, 2014 FIBA U18 Americas Championship, 2007 Pan Am Games – and served as an assistant on the Senior National Team 2006-08 and again 2014-16, during which the U.S. claimed gold in the 2014 FIBA World Championship and the 2008 and 2016 Olympics.

At the helm of the Gamecocks over the last 13 seasons, Staley has twice been named National Coach of the Year (2014, 2020) with her 2020 unanimous selection making her the first former Naismith Player of the Year to earn the Naismith Coach of the Year award. She is a four-time SEC Coach of the Year and was the 2012 BCA Female Coach of the Year. She is the only Gamecock basketball coach – men's or women's – to amass 300 victories at South Carolina and became the fastest coach to 200 wins in program history, needing just 277 games at South Carolina to reach the plateau.

Staley has coached a National Player of the Year (Aja Wilson, 2018) and a National Freshman of the Year (Aliyah Boston, 2020). Under her leadership, Six Gamecocks have collected 12 All-America selections, two have picked up five SEC Player of the Year honors, three have earned SEC Defensive Player of the Year recognition a total of five times, one has been the SEC 6th Player of the Year and six were named SEC Freshman of the Year. She has coached 16 Gamecocks to All-SEC honors a combined 31 times, including 16 first-team selections, and eight Gamecocks have been selected in the WNBA Draft in the last five seasons, including 2018 No. 1 pick Aja Wilson who went on to earn WNBA Rookie of the Year honors a year after Allisha Gray became the first Gamecock to capture the honor in 2017. Two other Gamecock draftees earned WNBA All-Rookie Team honors as well.

On Staley's watch, the Gamecocks are enjoying the most sustained success in program history. After posting back-to-back 25-win seasons in 2011-12 and 2012-13 for the first time in more than 30 years, the 2014-15 team broke the school record with 34 wins. South Carolina won more SEC games than the season before in each of her first seven seasons, culminating in the 2015-16 team recording just the second 16-0 conference record in league history. Her Gamecocks are the only SEC program with multiple 16-0 seasons in league history after they matched that mark in 2019-20. Staley's 152 SEC wins account for 70.3 percent of the program's total 216 wins over its 30 seasons in the league. She has delivered the only five SEC championships in program history, and she has helped the Gamecocks to 10 of the program's 11 top-four finishes in the league.

YEAR-BY-YEAR AT SOUTH CAROLINA

Year	School	Record	Conf. Rec.	Conf. Finish	Postseason
2008-09	South Carolina	10-18	2-12	11th	
2009-10	South Carolina	14-15	7-9	T-7th	
2010-11	South Carolina	18-15	8-8	T-5th	WNIT 2nd Round
2011-12	South Carolina	25-10	10-6	T-4th	NCAA Sweet 16
2012-13	South Carolina	25-8	11-5	T-4th	NCAA 2nd Round
2013-14	South Carolina	29-5	14-2	1st	NCAA Sweet 16
2014-15	South Carolina	34-3	15-1	T-1st	SEC Tourn. Champ./NCAA Final Four
2015-16	South Carolina	33-2	16-0	1st	SEC Tourn. Champ./NCAA Sweet 16
2016-17	South Carolina	33-4	14-2	1st	SEC Tourn. Champ./NCAA Champ.
2017-18	South Carolina	29-7	12-4	T-2nd	SEC Tourn. Champ./NCAA Elite Eight
2018-19	South Carolina	23-10	13-3	2nd	NCAA Sweet 16
2019-20	South Carolina	32-1	16-0	1st	SEC Tourn. Champ./NCAA cancelled
2020-21	South Carolina	19-4	14-2	2nd	
At SC	13th season	324-102	152-54	5 SEC Titles	5 SEC Tourn. Titles, 1 NCAA Title, 7 Sweet 16s
At Temple	8 seasons	172-80	100-25	3 A-10 Titles	4 A-10 Tourn. Titles, 6 NCAA appearances
Career	21st season	496-182	252-79		

QUICK FACTS

Coaching Highlights

College

- 15 NCAA Tournament Appearances (9 at South Carolina)
- NCAA National Champion (2017)
- 16 20-Win Seasons (10 at South Carolina)
- 6 Regular-Season Conference Titles (SEC 2014, 2015, 2016, 2017, 2020; A-10 2008)
- 10 Conference Tournament Titles (SEC 2015, 2016, 2017, 2018, 2020, 2021; A-10 2002, 2004, 2005, 2006)
- National Coach of the Year (ESPN, AP, WBCA, Naismith, USBWA), 2020
- 3-time Naismith National Coach of the Year Finalist (2014, 2015, 2016)
- Basketball Times National Coach of the Year (2014)
- 4-time WBCA Region Coach of the Year (Region 3 2014, 2015, 2016; Region 1 2005)
- Six-time Conference Coach of the Year (SEC 2014, 2015, 2016, 2020; A-10 2004, 2005)

USA Basketball

- Senior National Team Head Coach (2017-present) – FIBA AmeriCup gold medal (2019), FIBA World Cup gold medal (2018), National Coach of the Year (2018)
- Senior National Team Asst. Coach (2006-08, 2014-16) – Rio Olympics gold medal (2016), FIBA World Championship gold medal (2014), Beijing Olympics gold medal (2008), FIBA Americas Championship gold medal (2007), FIBA World Championship bronze medal (2006)
- U19 National Team Head Coach – FIBA U19 World Championship gold medal (2015), co-National Coach of the Year (2015)
- U18 National Team Head Coach – FIBA U18 Americas Championship gold medal (2014)
- Pan Am Games Head Coach – Gold medal (2007)

Playing Highlights

U.S. Professional – 11 seasons

- Five-time WNBA All-Star (2001, 2002, 2003, 2005, 2006)
- Two-time ABL All-Star (1997, 1998)
- WNBA All-Decade Team

USA Basketball

- Olympic gold medalist (1996, 2000, 2004)
- Flag bearer for U.S. in Olympic Games Opening Ceremony (2004)
- Two-time USA Basketball Female Athlete of the Year (1994, 2004)

College – Virginia (1989-92)

- Kodak All-America (1990, 1991, 1992)
- Honda-Broderick Cup Award for Collegiate Female Athlete of the Year (1991)
- Two-time ACC Player of the Year (1991, 1992)
- NCAA Tournament MOP (1991)

Other Notables

- Naismith Memorial Basketball Hall of Fame, Class of 2013
- Order of the Palmetto Recipient (2013)
- Women's Basketball Hall of Fame, Class of 2012

STALEY-ERA TEAM RECORDS

Scoring

Most	Points
1. vs. <i>Charleston</i> , 11/25/20	119
2. vs. Savannah State, 12/14/14	111
3. at <i>Vanderbilt</i> , 1/14/21	106
4. vs. <i>Arkansas</i> , 1/18/21	104
5. at Alabama, 1/8/15	102

Fewest	Points
1. at Stanford, 11/26/10	32*
2. vs. Georgia, 3/4/11	34
3. vs. Mississippi State, 3/5/09	39
4. at Georgia, 1/13/13	40
5. at Mississippi State, 2/26/09	41

Fewest Allowed	Points
1. vs. South Carolina State, 12/14/11	21
2. vs. Presbyterian, 11/27/11	24
3. vs. NC Central, 12/1/14	26
vs. SC State, 12/22/13	26
5. vs. NC Central, 12/2/13	27

Most Allowed	Points
1. at Connecticut, 2/11/19	97
2. vs. <i>Arkansas</i> , 3/8/19	95
3. vs. Baylor, 12/2/18	94
vs. Connecticut, 3/26/18	94
at Clemson, 11/19/09	94

Margin of Outcome

Victory	Score	Margin
1. vs. <i>Charleston</i> , 11/25/20	119-38	+81
2. vs. Charleston Southern, 11/8/13	99-29	+70
3. vs. Alabama State, 11/10/17	99-31	+68
vs. NC Central, 12/1/14	90-26	+64
5. at <i>Vanderbilt</i> , 1/14/21	106-43	+63

Defeat	Score	Margin
1. at Stanford, 11/26/10	32-70	-38
2. vs. Georgia, 3/4/11	34-66	-32
3. vs. Stanford, 12/19/08	47-78	-31
4. at Penn State, 11/21/10	48-78	-30
5. vs. Connecticut, 3/26/18	65-94	-29
vs. Connecticut, 12/28/08	48-77	-29

Field Goals

Made	FGM
1. at <i>Vanderbilt</i> , 1/14/21	42
vs. <i>Charleston</i> , 11/25/20	42
3. vs. <i>Arkansas</i> , 1/18/21	40
4. vs. <i>Temple</i> , 12/17/20	39
vs. Savannah State, 12/17/17	39
vs. Western Carolina, 11/30/17	39
vs. Charleston Southern, 11/8/13	39

Attempts	FGA
1. vs. <i>Arkansas</i> , 3/7/20	82
2. at <i>Arkansas</i> , 2/3/19	80
3. vs. <i>Florida</i> , 12/31/20	79
4. at <i>Vanderbilt</i> , 1/14/21	76
vs. Penn State, 11/20/11	76

Highest Percentage (Min. 40 FGA)	FGM-A	Pct
1. at <i>Vanderbilt</i> , 1/18/18	36-54	.667
2. vs. Savannah State, 3/20/15	34-53	.642
3. at Alabama, 1/8/15	37-58	.638
4. vs. Kentucky, 2/26/17	34-55	.618
5. vs. Florida State, 3/29/15	30-49	.612

Lowest Percentage (Min. 40 FGA)	FGM-A	Pct
1. at Stanford, 11/26/10	12-55	.218
2. vs. Georgia, 3/4/11	12-52	.231
3. at Florida, 1/20/13	15-64	.234
4. at Kentucky, 2/5/09	13-55	.236
5. at Georgia, 1/2/11	13-54	.241

Lowest %age Allowed (Min. 40 FGA)	FGM-A	Pct
1. vs. South Carolina State, 12/14/11	6-48	.125
2. vs. NC Central, 12/2/13	8-50	.160
3. vs. <i>Charleston</i> , 11/25/20	13-74	.176
4. vs. Charleston Southern, 11/8/13	10-54	.185
5. vs. <i>Arkansas</i> , 3/6/15	11-57	.193
vs. Hampton, 11/22/12	11-57	.193

Highest %age Allowed (Min. 40 FGA)	FGM-A	Pct
1. vs. Connecticut, 3/26/18	37-63	.587
2. vs. Connecticut, 2/11/19	37-65	.569
3. vs. Connecticut, 12/28/08	35-62	.565
vs. Florida, 1/9/11	26-46	.565
5. vs. Tennessee, 1/14/18	31-55	.564

3-Point Field Goals

Made	3FGM
1. vs. Minnesota, 12/11/16	16
2. vs. Temple, 12/21/18	15
3. vs. Appalachian State, 12/5/18	14
at Auburn, 1/5/17	14
5. at Iowa State, 12/6/20	13

Attempts	3FGA
1. vs. Minnesota, 12/11/16	33
2. vs. Syracuse, 3/25/16	32
3. vs. Temple, 12/21/18	31
4. vs. Drake, 11/24/18 (includes overtime)	30
5. vs. <i>Arkansas</i> , 3/7/20	29
vs. Penn State, 11/20/11	29

Percentage (Min. 5 3FGA)	3FGM-A	Pct
1. vs. ETSU, 11/22/18	11-16	.688
2. vs. Kentucky, 2/18/18	6-9	.667
vs. Oregon State, 3/25/14	4-6	.667
vs. Ole Miss, 1/30/14	4-6	.667
vs. Savannah State, 12/28/13	4-6	.667
vs. Western Carolina, 12/29/12	6-9	.667
at Alabama, 1/10/10	8-12	.667
vs. Charlotte, 12/21/08	8-12	.667

Free Throws

Made	FTM
1. vs. Savannah State, 12/14/14	34
vs. Oregon State, 3/25/14	34
3. vs. Missouri, 1/10/16	32
vs. Ole Miss, 1/30/14	32
at Mississippi State, 1/6/12	32

Attempts	FTA
1. at Mississippi State, 1/6/13	50
2. vs. Savannah State, 12/28/13	48
3. vs. <i>Charleston</i> , 11/25/20	47
vs. Savannah State, 12/14/14	47
5. vs. Missouri, 2/2/14	46

Percentage (Min. 10 FTA)	FTM-A	Pct
1. vs. <i>Alabama</i> , 1/31/21	19-20	.950
2. vs. Quinnipiac, 3/25/17	18-19	.947
3. at Texas A&M, 2/23/17	15-16	.923
4. vs. Kentucky, 2/18/18	23-25	.920
5. vs. Temple, 12/21/18	11-12	.917

Rebounding

Total	Rebs
1. vs. <i>Charleston</i> , 11/25/20	73
2. vs. <i>Arkansas</i> , 1/25/18	62
vs. College of Charleston, 11/14/13	62
4. at <i>Vanderbilt</i> , 1/14/21	60
vs. <i>Arkansas</i> , 3/7/20	60

Margin	Rebs	Margin
1. vs. <i>Charleston</i> , 11/25/20	73-28	+45
2. vs. Savannah State, 12/14/14	56-21	+35
3. vs. Hampton, 12/16/15	52-19	+33
4. at <i>Vanderbilt</i> , 1/14/21	60-28	+32
5. vs. <i>Arkansas</i> , 1/25/18	62-31	+31

Offensive	Off. Rebs
1. vs. Elon, 11/9/12	29
2. vs. <i>Arkansas</i> , 3/7/20	28
3. vs. <i>Arkansas</i> , 1/25/18	27
vs. College of Charleston, 11/23/11	27
5. at <i>Alabama</i> , 1/4/21	26
vs. Kansas, 3/25/13	26
at Florida, 1/20/13	26

Turnovers

Fewest	TOs
1. at Tennessee, 2/2/12	4
2. at Ole Miss, 1/4/18	5
vs. UNC Asheville, 3/17/17	5
vs. Vanderbilt, 2/16/17	5
vs. CSU Bakersfield, 11/28/15	5
at Clemson, 11/18/15	5
vs. Syracuse, 11/28/14	5
vs. Tennessee, 2/23/15	5
at Missouri, 2/28/13	5
vs. Georgia, 3/2/12	5
vs. Ole Miss, 3/3/11	5

Most	TOs
1. at Wake Forest, 12/3/08	32
2. at Ole Miss, 2/25/16	29
vs. Hampton, 11/22/12	29
vs. Kentucky, 1/15/12	29
5. at Kentucky, 1/13/11	28

Assists

1. vs. Minnesota, 12/11/16	29
2. vs. NC Central, 12/1/14	26
3. vs. Winthrop, 12/13/15	25
vs. UNCG, 11/15/15	25
vs. San Diego State, 11/23/14	25
vs. Clemson, 11/20/14	25
vs. Alabama, 1/19/14	25
vs. Charleston Southern, 11/8/13	25

Steals

1. at Alabama State, 11/11/18	22
2. vs. Alabama State, 11/10/17	21
vs. NC Central, 12/1/14	21
vs. Furman, 12/11/11	21
5. vs. San Diego State, 11/23/14	18

Blocked Shots

1. vs. Clemson, 11/15/18	16*
vs. Winthrop, 12/13/15	16*
3. vs. <i>Arkansas</i> , 3/6/15	15
4. vs. <i>Georgia</i> , 1/21/21	14
at Mississippi State, 2/6/14	14
vs. Kentucky, 1/9/14	14

* indicates also a school record



LAETICIA AMIHERE

6-4 • So. • Forward • Mississauga, Ontario

15

Career Stats at South Carolina

Season	gp-gs	min/avg	fg-fga	pct	3fg-fga	pct	ft-fa	pct	off	def	tot	avg	pf	fo	ast	to	blk	stl	pts	avg
2019-20	29-0	372/12.8	48-115	.417	7-13	.538	33-61	.541	42	72	114	3.9	58	1	16	45	33	18	136	4.7
2020-21	26-1	452/17.4	59-160	.369	0-8	.000	42-70	.600	53	78	131	5.0	54	1	23	53	26	17	160	6.2
TOTAL	55-1	824/15.0	107-275	.389	7-21	.333	75-131	.573	95	150	245	4.5	112	2	39	98	59	35	296	5.4

Career Notables

- In 2019-20, showed flashes of athleticism and talent that made her the No. 10 overall recruit in the Class of 2019
- Joined team in Jan. 2019 to recover from knee injury that ended her senior year of high school early
- Was part of Team Canada the competed at the FIBA Olympic Qualifying Tournament in Belgium (Feb. 7-9, 2020), during which Canada qualified for the Tokyo Olympics

Season Highlights

- Added 15 pounds of muscle in the offseason and improved vertical jump from 22 to 28 inches, long jump from 7-8 to 8-4 and 3/4-court speed from 3.27 seconds to 2.96 seconds
- Tied for 11th in the SEC in blocked shots (1.0) ... also 11th in conference play (1.1)
- Caught fire in the fourth quarter against #17/17 Kentucky (Feb. 21), scoring six of her 12 points and pulling down five of her 13 rebounds in the final frame to notch her third double-double of the year, and first against SEC competition
- Cracked double figures for the second game in a row at Vanderbilt (Jan. 14), pouring in 11 points along with tying her career high in blocks and steals with three each
- Scored eight of her 10 points in the first half at #10/8 Kentucky (Jan. 10) to keep the game close and added her final points on a putback late in the third quarter that gave the Gamecocks their first lead of the night
- Drew her first career start against Temple (Dec. 17), scoring the first Gamecocks' first points of the game as part of her 11 in the outing for her fourth double-figure scoring game in six outings
- Hit a pair of free throws to stop an 8-2 first-quarter run at #23/18 Iowa State (Dec. 6), keeping the Gamecocks in front
- Snagged a career best 15 rebounds, seven coming on the offensive glass, against NC State (Dec. 3) to tally her second double-double of the season
- Played a career-high 31 minutes against South Dakota (Nov. 28) where she poured in 11 points off the bench
- Opened the season with her first career double-double, scoring 11 points and pulling down 11 rebounds against the College of Charleston (Nov. 25)

Awards

SEC Winter Academic Honor Roll (2019-20)
SEC Community Service Team (2019-20)

High School

WBCA All-America Honorable Mention (2019)

Team Canada

2020 FIBA Olympic Qualifying Tourn. (Belgium)
2017 FIBA U19 World Cup, bronze medal
2017 FIBA U19 World Cup, All-Tournament Team
2016 FIBA U17 FIBA World Cup
2015 FIBA U16 Americas Cup, gold medal

Miscellaneous

	Season	Career	Record
Double-Doubles	3	3	2-1
10+ Points	7	11	10-1
10+ Rebounds	3	3	2-1
Team-High Pts.	1	2	1-1
Team-High Rebs.	3	5	4-1
Tm-High Assists	0	1	1-0

Career Highs

Pts	16 at Ole Miss, 1/30/20
FG	6, 2x, last at Ole Miss, 1/30/20
FGA	16 vs. NC State, 12/3/20
3FG	2 at Ole Miss, 1/30/20
3FGA	3 at Ole Miss, 1/30/20
FT	5, 2x, last vs. Temple, 12/17/20
FTA	9 vs. College of Charleston, 11/25/20
Reb	15 vs. NC State, 12/3/20
Off Reb	7, 2x, last vs. Kentucky, 2/21/21
Blk	3, 8x, last at Texas A&M, 2/28/21
Stl	4 vs. Georgia, 1/21/21
Asst	3, 2x, last vs. Duke, 12/19/19
Min	31 vs. South Dakota, 11/28/20

SEC Career Highs

Pts	16 at Ole Miss, 1/30/20
FG	6, 2x, last at Ole Miss, 1/30/20
FGA	9, 3x, last at Mississippi State, 1/28/21
3FG	2 at Ole Miss, 1/30/20
3FGA	3 at Ole Miss, 1/30/20
FT	4 vs. LSU, 2/14/21
FTA	8 vs. LSU, 2/14/21
Reb	13 vs. Kentucky, 2/21/21
Off Reb	7 vs. Kentucky, 2/21/21
Blk	3, 6x, last at Texas A&M, 2/28/21
Stl	4 vs. Georgia, 1/21/21
Asst	2, 5x, last at Tennessee, 2/18/21
Min	26 vs. Kentucky, 2/21/21

AMIHERE 2020-21 GAME-BY-GAME

Opponent	Date	gs	min	Total		3-Pointers		Free throws		Rebounds					pts	avg			
				fg-fga	pct	3fg-fga	pct	ft-fa	pct	off	def	tot	avg	pf			a	t/o	blk
COL. OF CHARLESTON	11/25/20	23	3-4	7.50	0-1	.000	5-9	.556	2	9	11	11.0	4	2	2	0	11	11.0	
vs South Dakota	11/28/20	30	4-12	3.33	0-1	.000	3-6	.500	5	4	9	10.0	3	1	2	3	0	11	11.0
vs #21/20 Gonzaga	11/29/20	24	2-5	4.00	0-0	.000	2-5	4.00	1	3	4	8.0	3	2	1	1	0	6	9.3
#8/6 NC STATE	12/03/20	27	5-16	3.13	0-2	.000	1-3	.333	7	8	15	9.8	1	2	2	2	0	11	9.8
at #23/18 Iowa State	12/06/20	7	0-3	0.00	0-0	.000	4-4	1.000	2	0	2	8.2	5	1	1	0	0	4	8.6
TEMPLE	12/17/20	15	3-6	5.00	0-1	.000	5-5	1.000	0	3	3	7.3	2	1	1	0	1	11	9.0
FLORIDA	12/31/20	12	1-5	2.00	0-1	.000	0-0	.000	2	1	3	6.7	3	2	3	2	1	2	8.0
at Alabama	01/04/21	15	1-7	1.43	0-0	.000	1-2	.500	4	1	5	6.5	0	0	5	0	0	3	7.4
at #10/8 Kentucky	01/10/21	24	5-9	5.56	0-1	.000	0-0	.000	2	2	4	6.2	0	1	3	0	1	10	7.7
at Vanderbilt	01/14/21	19	4-7	5.71	0-0	.000	3-5	.600	4	4	8	6.4	3	1	1	3	3	11	8.0
#15/16 ARKANSAS	01/18/21	18	3-7	4.29	0-0	.000	0-0	.000	1	0	1	5.9	2	2	1	3	1	6	7.8
#22/23 GEORGIA	01/21/21	17	1-4	2.50	0-0	.000	2-4	.500	2	0	2	5.6	3	1	2	1	4	4	6.9
at LSU	01/24/21	7	0-0	0.00	0-0	.000	0-0	.000	0	2	2	5.3	1	0	1	0	0	0	7.5
at #21/19 Mississippi State	01/28/21	18	3-9	3.33	0-1	.000	1-1	1.000	1	6	7	5.4	3	2	3	0	1	7	6.9
ALABAMA	01/31/21	21	3-8	3.75	0-0	.000	1-1	1.000	1	0	1	5.1	1	0	1	0	1	7	6.9
at Auburn	02/04/21	23	2-9	2.22	0-0	.000	2-6	.333	3	6	9	5.4	3	0	5	2	0	6	6.9
at #2/5 UConn	02/08/21	13	2-5	4.00	0-0	.000	0-0	.000	1	1	2	5.2	0	0	2	0	1	4	6.7
MISSOURI	02/11/21	15	2-5	4.00	0-0	.000	2-2	1.000	2	4	6	5.2	1	0	1	0	0	6	6.7
LSU	02/14/21	19	1-5	2.00	0-0	.000	4-8	.500	1	4	5	5.2	3	0	6	0	0	6	6.6
at #21/21 Tennessee	02/18/21	17	2-3	6.67	0-0	.000	0-0	.000	0	3	3	5.1	3	2	2	1	0	4	6.5
#17/17 KENTUCKY	02/21/21	26	5-10	5.00	0-0	.000	2-2	1.000	7	6	13	5.5	2	1	2	1	2	12	6.8
OLE MISS	02/25/21	17	3-6	5.00	0-0	.000	2-5	.400	2	1	3	5.4	2	1	3	1	0	8	6.8
at #3/3 Texas A&M	02/28/21	11	0-3	0.00	0-0	.000	0-0	.000	1	0	1	5.2	1	0	1	3	1	0	6.5
vs Alabama	03/05/21	8	1-2	5.00	0-0	.000	2-2	1.000	0	3	3	5.1	1	0	0	0	0	4	6.4
vs #14/16 Tennessee	03/06/21	17	2-4	5.00	0-0	.000	1-6	.167	1	6	7	5.2	3	0	2	0	0	4	6.3
vs #16/21 Georgia	03/07/21	9	1-6	1.67	0-0	.000	0-0	.000	1	1	2	5.0	1	1	0	1	0	2	6.2
Totals		1	452	59-160	.369	0-8	42-70	.600	53	78	131	5.0	54	23	53	26	17	160	6.2

Games played: 26
Minutes/game: 17.4
Points/game: 6.2
FG Pct: 36.9
3FG Pct: 0.0
FT Pct: 60.0

Rebounds/game: 5.0
Assists/game: 0.9
Turnovers/game: 2.0
Assist/turnover ratio: 0.4
Steals/game: 0.7
Blocks/game: 1.0

AMIHERE 2019-20 GAME-BY-GAME

Opponent	Date	gs	min	Total		3-Pointers		Free throws		Rebounds				pf	a	t/o	blk	stl	pts	avg
				fg-fga	pct	3fg-fga	pct	ft-fa	pct	off	def	tot	avg							
ALABAMA STATE	11/05/19	14	2-3	.667	0-0	.000	2-4	.500	2	4	6	6.0	2	1	4	2	0	6	6.0	
at #4/5 Maryland	11/10/19	6	0-0	.000	0-0	.000	1-2	.500	0	1	1	3.5	0	0	1	0	1	1	3.5	
at Dayton	11/13/19	15	1-3	.333	0-0	.000	0-0	.000	2	1	3	3.3	4	3	3	0	0	2	3.0	
USC UPSTATE	11/21/19	20	4-7	.571	1-1	1.000	1-2	.500	2	4	6	4.0	3	1	1	1	0	10	4.8	
at Clemson	11/24/19	14	0-3	.000	0-1	.000	1-2	.500	0	6	6	4.4	3	0	2	2	1	1	4.0	
vs #17/23 Indiana	11/28/19	17	2-4	.500	0-0	.000	1-4	.250	0	4	4	4.3	1	0	1	1	1	5	4.2	
vs Washington State	11/29/19	15	0-3	.000	0-0	.000	1-6	.167	1	3	4	4.3	4	0	2	0	0	1	3.7	
vs #2/2 Baylor	11/30/19	8	1-2	.500	0-1	.000	1-2	.500	1	0	1	3.9	1	0	0	0	0	3	3.6	
at Temple	12/07/19	11	1-3	.333	0-1	.000	3-4	.750	3	1	4	3.9	3	0	1	2	0	5	3.8	
PURDUE	12/15/19	18	0-3	.000	0-0	.000	1-2	.500	1	8	9	4.4	1	1	2	2	3	1	3.5	
DUKE	12/19/19	15	3-6	.500	0-0	.000	2-2	1.000	2	2	4	4.4	3	3	4	1	2	8	3.9	
#25/21 SOUTH DAKOTA	12/22/19	11	0-1	.000	0-0	.000	0-2	.000	0	2	2	4.2	2	0	1	1	0	0	3.6	
#13/13 KENTUCKY	01/02/20	17	6-8	.750	0-1	.000	2-3	.667	2	2	4	4.2	2	1	0	1	0	14	4.4	
at Alabama	01/05/20	11	2-3	.667	0-0	.000	0-0	.000	1	2	3	4.1	3	0	0	0	1	4	4.4	
#21/21 ARKANSAS	01/09/20	7	2-3	.667	0-0	.000	0-0	.000	1	1	2	3.9	0	0	1	0	0	4	4.3	
at Vanderbilt	01/12/20	19	4-9	.444	0-0	.000	3-4	.750	2	3	5	4.0	4	1	3	2	2	11	4.8	
at Mizzou	01/16/20	16	1-7	.143	1-1	1.000	3-4	.750	3	4	7	4.2	5	1	2	1	0	6	4.8	
#9/9 MISSISSIPPI ST	01/20/20	4	0-1	.000	0-0	.000	0-2	.000	2	0	2	4.1	1	0	2	0	0	0	4.6	
at Georgia	01/26/20	16	1-2	.500	0-0	.000	1-4	.250	1	3	4	4.1	1	2	0	3	0	3	4.5	
at Ole Miss	01/30/20	22	6-8	.750	2-3	.667	2-2	1.000	0	1	1	3.9	1	0	2	3	1	16	5.1	
AUBURN	02/13/20	15	1-5	.200	0-0	.000	2-2	1.000	1	3	4	3.9	0	0	3	1	1	4	5.0	
VANDERBILT	02/17/20	14	3-5	.600	1-2	.500	2-2	1.000	3	4	7	4.0	3	0	3	2	2	9	5.2	
LSU	02/20/20	7	0-2	.000	0-0	.000	0-0	.000	0	2	2	4.0	1	0	1	1	0	0	5.0	
at #14/16 Kentucky	02/23/20	5	0-1	.000	0-0	.000	0-0	.000	1	1	2	3.9	3	0	0	0	1	0	4.8	
at Florida	02/27/20	19	2-5	.400	1-1	1.000	3-4	.750	5	4	9	4.1	2	0	1	3	0	8	4.9	
#12/14 TEXAS A&M	03/01/20	6	0-2	.000	0-0	.000	0-0	.000	0	0	0	3.9	2	0	1	0	1	0	4.7	
vs Georgia	03/06/20	15	3-7	.429	0-0	.000	1-2	.500	2	5	7	4.0	1	2	1	3	1	7	4.8	
vs #25/- Arkansas	03/07/20	5	1-5	.200	1-1	1.000	0-0	.000	2	1	3	4.0	1	0	1	1	0	3	4.7	
vs #9/9 Mississippi St	03/08/20	10	2-4	.500	0-0	.000	0-0	.000	2	0	2	3.9	1	0	2	0	0	4	4.7	
Totals		0	372	48-115	.417	7-13	.538	33-61	.541	42	72	114	3.9	58	16	45	33	18	136	4.7

Games played: 29
 Minutes/game: 12.8
 Points/game: 4.7
 FG Pct: 41.7
 3FG Pct: 53.8
 FT Pct: 54.1

Rebounds/game: 3.9
 Assists/game: 0.6
 Turnovers/game: 1.6
 Assist/turnover ratio: 0.4
 Steals/game: 0.6
 Blocks/game: 1.1

NCAA Tournament Career Highs

Pts.....
 FG.....
 FGA.....
 FT.....
 FTA.....
 Reb.....
 Off Reb.....
 Blk.....
 Stl.....
 Asst.....
 Min.....



BREA BEAL

6-1 • So. • Guard • Rock Island, Ill.

12

Career Stats at South Carolina

Season	gp-gs	min/avg	fg-fga	pct	3fg-fga	pct	ft-fa	pct	off	def	tot	avg	pf	fo	ast	to	blk	stl	pts	avg
2019-20	33-33	702/21.3	72-173	.416	13-45	.289	44-79	.557	59	118	177	5.4	48	0	34	46	27	27	201	6.1
2020-21	26-25	676/26.0	76-175	.434	14-46	.304	30-49	.612	36	90	126	4.8	49	0	26	29	18	22	196	7.5
TOTAL	59-58	1378/23.4	148-348	.425	27-91	.297	74-128	.578	95	208	303	5.1	97	0	60	75	45	49	397	6.7

Career Notables

- Defensive force often called on to stop opponent's top scorer
- Has scoring ability and continues to grow in that area
- Notched first career double-double in the 2020 SEC Championship game
- Ranked No. 11 recruit in Class of 2019 and a consensus All-American

Season Highlights

- Scored five of her seven points in the SEC Tournament title game against #16/21 Georgia (Mar. 7) during a 9-0 run that closed the third quarter and turned a tie game in to nine-point Gamecock advantage
- Impacted the game on both ends of the court against Ole Miss (Feb. 25), hoovering up nine rebounds and scoring eight points while tying her career high for blocks in a SEC game with two
- Played all 45 minutes at #2/5 UConn (Feb. 8), tying her season high with 10 rebounds and scoring eight points
- Posted fourth double-digit scoring game in last six outings with 11 points against Alabama (Jan. 31), impacting game with four points, a rebound, two blocks and a steal during 18-5 run that opened second half
- Great defensive effort at #21/19 Mississippi State (Jan. 28), holding leading scorer Rickea Jackson to just two first-half points
- Came up big at LSU (Jan. 24), scoring six of her 10 points in the third quarter as the Gamecocks rallied to regain the lead... also tied her career high with four assists
- Had a career scoring night for the second-straight game with 22 against #15/16 Arkansas (Jan. 18), scoring seven of in the first quarter and adding nine during the third as the Gamecocks pulled away with the lead ... all while helping lock up Arkansas' prolific offensive weapons on the perimeter
- Scored 10 of her then career-high 17 points in the first quarter at Vanderbilt (Jan. 14) and finished the game with three made 3s, tying her career high from beyond the arc
- Strong effort at #10/8 Kentucky (Jan. 10), making All-American Rhyné Howard work on both sides of the ball throughout the game, which slowed down the Wildcats' star late in the game
- Had her first double-digit rebound game of the season at Alabama (Jan. 4), grabbing eight in the first half, including six defensive boards in the second quarter to help hold the Tide to just nine points
- Was aggressive offensively early at #23/18 Iowa State (Dec. 6), scoring five of the team's first seven points and gong on to finish with a season-high 13 points, including three 3s
- Provided an offensive spark against #21/20 Gonzaga (Nov. 29) scoring a then season-high 12 points to go along with her team high seven rebounds

Awards

2021 Cheryl Miller Award Watch List (preseason)
SEC First-Year Academic Honor Roll (2019-20)

High School

Naismith All-America Third Team (2019)
WBCA All-America Third Team (2019)
McDonald's All-America (2019)

In the Record Book

Season

Most games started by a freshman (33 in 2019-20)

Miscellaneous

	Season	Career	Record
20+ Points	1	1	1-0
10+ Points	6	12	12-0
10+ Rebounds	1	6	6-0
Team-High Points	0	1	1-0
Team-High Rebs.	1	5	5-0
Team-High Assts.	1	3	3-0

Career Highs

Pts	22 vs. Arkansas, 1/18/21
FG	7, 3x, last vs. Arkansas, 1/18/21
FGA	11, 2x, last vs. Arkansas, 1/18/21
3FG	3, 4x, last vs. Arkansas, 1/18/21
3FGA	5, 3x, last vs. Arkansas, 1/18/21
FT	8 at Maryland, 11/10/19
FTA	12 at Maryland, 11/10/19
Reb	13 at Missouri, 1/16/20
Blk	3, 2x, last vs. Georgia, 3/7/21
Stl	3, 5x, last at Texas A&M, 2/28/21
Asst	4, 3x, last at LSU, 1/24/21
Min	45 at UConn, 2/8/21

SEC Career Highs

Pts	22 vs. Arkansas, 1/18/21
FG	7, 3x, last vs. Arkansas, 1/18/21
FGA	11, 2x, last vs. Arkansas, 1/18/21
3FG	3, 2x, last vs. Arkansas, 1/18/21
3FGA	5 vs. Arkansas, 1/18/21
FT	5 vs. Arkansas, 1/18/21
FTA	6, 3x, last at Mississippi State, 1/28/21
Reb	13 at Missouri, 1/16/20
Blk	2, 6x, last vs. Ole Miss, 2/25/21
Stl	3, 3x, last at Texas A&M, 2/28/21
Asst	4 at LSU, 1/24/21
Min	35 vs. Arkansas, 1/18/21

BEAL 2020-21 GAME-BY-GAME

Opponent	Date	gs	min	Total			3-Pointers			Free throws			Rebounds					pts	avg		
				fg-fga	pct	3fg-fga	pct	ft-fa	pct	off	def	tot	avg	pf	a	t/o	blk			stl	
COL. OF CHARLESTON	11/25/20	*	17	4-9	.444	0-1	.000	0-1	.000	1	1	2	2.0	1	1	1	0	1	8	8.0	
vs South Dakota	11/28/20	*	23	1-4	.250	0-0	.000	1-4	.250	2	3	5	3.5	4	3	1	0	0	3	5.5	
vs #21/20 Gonzaga	11/29/20	*	32	5-7	.714	0-0	.000	2-4	.500	5	2	7	4.7	2	1	1	1	1	12	7.7	
#8/6 NC STATE	12/03/20	*	21	2-6	.333	0-0	.000	1-2	.500	0	4	4	4.5	1	0	1	2	1	5	7.0	
at #23/18 Iowa State	12/06/20	*	24	5-9	.556	3-5	.600	0-0	.000	1	3	4	4.4	2	2	2	0	0	13	8.2	
TEMPLE	12/17/20	*	19	2-8	.250	1-3	.333	0-0	.000	2	1	3	4.2	1	3	1	0	2	5	7.7	
FLORIDA	12/31/20	*	27	2-11	.182	0-3	.000	0-0	.000	1	0	1	3.7	3	2	2	0	0	4	7.1	
at Alabama	01/04/21	*	28	4-6	.667	0-2	.000	0-0	.000	2	8	10	4.5	3	0	0	0	1	8	7.3	
at #10/8 Kentucky	01/10/21	*	25	1-2	.500	0-0	.000	0-0	.000	2	4	6	4.7	3	0	2	0	0	2	6.7	
at Vanderbilt	01/14/21	*	20	7-9	.778	3-4	.750	0-2	.000	1	2	3	4.5	0	1	0	0	0	17	7.7	
#15/16 ARKANSAS	01/18/21	*	35	7-11	.636	3-5	.600	5-6	.833	0	4	4	4.5	0	1	0	0	2	22	9.0	
#22/23 GEORGIA	01/21/21	*	22	3-7	.429	1-2	.500	2-2	1.000	2	5	7	4.7	2	1	3	1	2	9	9.0	
at LSU	01/24/21	*	34	4-9	.444	0-2	.000	2-6	.333	1	3	4	4.6	3	4	0	1	2	10	9.1	
at #21/19 Mississippi State	01/28/21	*	24	1-8	.125	0-2	.000	4-6	.667	1	4	5	4.6	2	0	1	0	1	6	8.9	
ALABAMA	01/31/21	*	21	4-5	.800	1-2	.500	2-2	1.000	2	4	6	4.7	3	0	2	2	1	11	9.0	
at Auburn	02/04/21	*	21	3-5	.600	0-0	.000	0-0	.000	2	3	5	4.8	1	1	0	1	0	6	8.8	
at #2/5 UConn	02/08/21	*	45	3-9	.333	0-2	.000	2-2	1.000	2	8	10	5.1	1	0	3	0	0	8	8.8	
MISSOURI	02/11/21	*	28	4-8	.500	0-3	.000	1-1	1.000	0	4	4	5.0	3	3	1	1	0	8	8.8	
LSU	02/14/21	*	26	1-5	.200	0-1	.000	2-4	.500	2	1	3	4.9	1	0	1	0	1	4	8.5	
at #21/21 Tennessee	02/18/21	*	14	2-6	.333	0-1	.000	0-0	.000	0	1	1	4.7	2	0	1	0	0	4	8.3	
#17/17 KENTUCKY	02/21/21	*	17	0-2	.000	0-0	.000	0-0	.000	0	2	2	4.6	1	0	0	1	1	0	7.9	
OLE MISS	02/25/21	*	23	3-4	.750	1-1	1.000	1-1	1.000	2	7	9	4.8	0	0	0	2	0	8	7.9	
at #3/3 Texas A&M	02/28/21	*	33	4-9	.444	1-3	.333	0-0	.000	2	6	8	4.9	2	1	3	1	3	9	8.0	
vs Alabama	03/05/21	*	30	1-4	.250	0-3	.000	0-0	.000	0	5	5	4.9	4	1	0	0	0	2	7.7	
vs #14/16 Tennessee	03/06/21	*	30	1-5	.200	0-1	.000	2-2	1.000	2	2	4	4.9	2	0	2	2	2	4	7.6	
vs #16/21 Georgia	03/07/21	*	37	2-7	.286	0-0	.000	3-4	.750	1	3	4	4.8	2	1	1	3	1	7	7.5	
Totals			25	676	76-175	.434	14-46	.304	30-49	.612	36	90	126	4.8	49	26	29	18	22	196	7.5

Games played: 26
Minutes/game: 26.0
Points/game: 7.5
FG Pct: 43.4
3FG Pct: 30.4
FT Pct: 61.2

Rebounds/game: 4.8
Assists/game: 1.0
Turnovers/game: 1.1
Assist/turnover ratio: 0.9
Steals/game: 0.8
Blocks/game: 0.7

BEAL 2019-20 GAME-BY-GAME

Opponent	Date	gs	min	Total		3-Pointers		Free throws		Rebounds				pf	a	t/o	blk	stl	pts	avg	
				fg-fga	pct	3fg-fga	pct	ft-fa	pct	off	def	tot	avg								
ALABAMA STATE	11/05/19	*	17	1-5	.200	1-2	.500	1-2	.500	1	4	5	5.0	3	3	0	0	0	4	4.0	
at #4/5 Maryland	11/10/19	*	26	0-6	.000	0-2	.000	8-12	.667	2	8	10	7.5	0	4	0	1	1	8	6.0	
at Dayton	11/13/19	*	22	0-4	.000	0-1	.000	1-4	.250	4	6	10	8.3	1	1	0	0	0	1	4.3	
APPALACHIAN STATE	11/17/19	*	20	3-6	.500	0-1	.000	4-4	1.000	1	8	9	8.5	3	4	4	2	0	10	5.8	
USC UPSTATE	11/21/19	*	15	3-4	.750	0-0	.000	0-0	.000	2	1	3	7.4	0	3	1	1	1	6	5.8	
at Clemson	11/24/19	*	24	4-7	.571	3-5	.600	0-0	.000	0	3	3	6.7	1	2	2	0	3	11	6.7	
vs #17/23 Indiana	11/28/19	*	32	4-10	.400	0-4	.000	1-5	.200	2	4	6	6.6	0	0	3	0	0	9	7.0	
vs Washington State	11/29/19	*	23	2-2	1.000	0-0	.000	0-0	.000	0	4	4	6.3	2	0	3	0	0	4	6.6	
vs #2/2 Baylor	11/30/19	*	26	2-4	.500	0-2	.000	1-2	.500	0	5	5	6.1	3	0	3	1	0	5	6.4	
at Temple	12/07/19	*	20	3-7	.429	2-3	.667	2-3	.667	1	6	7	6.2	0	0	3	0	0	10	6.8	
PURDUE	12/15/19	*	16	1-6	.167	0-1	.000	3-3	1.000	0	4	4	6.0	1	0	1	1	2	5	6.6	
DUKE	12/19/19	*	25	3-7	.429	1-4	.250	3-6	.500	3	4	7	6.1	0	2	2	2	3	10	6.9	
#25/21 SOUTH DAKOTA	12/22/19	*	23	3-8	.375	1-1	1.000	2-2	1.000	3	2	5	6.0	2	0	2	0	0	9	7.1	
#13/13 KENTUCKY	01/02/20	*	23	7-11	.636	0-0	.000	1-4	.250	3	2	5	5.9	3	1	2	1	3	15	7.6	
at Alabama	01/05/20	*	15	0-3	.000	0-3	.000	0-0	.000	0	4	4	5.8	3	2	3	0	2	0	7.1	
#21/21 ARKANSAS	01/09/20	*	25	2-6	.333	0-1	.000	0-1	.000	6	6	12	6.2	1	2	0	0	0	4	6.9	
at Vanderbilt	01/12/20	*	20	2-3	.667	0-0	.000	3-4	.750	0	6	6	6.2	1	1	0	1	2	7	6.9	
at Mizzou	01/16/20	*	28	0-2	.000	0-1	.000	3-6	.500	5	8	13	6.6	1	0	0	2	2	3	6.7	
#9/9 MISSISSIPPI ST	01/20/20	*	25	2-5	.400	0-0	.000	0-0	.000	2	2	4	6.4	2	0	1	1	3	4	6.6	
at Georgia	01/26/20	*	21	3-7	.429	1-1	1.000	0-1	.000	0	2	2	6.2	1	0	1	0	0	7	6.6	
at Ole Miss	01/30/20	*	17	2-8	.250	0-3	.000	0-0	.000	1	1	2	6.0	0	1	1	0	0	4	6.5	
#22/22 TENNESSEE	02/02/20	*	24	2-4	.500	0-0	.000	0-0	.000	0	1	1	5.8	2	0	0	2	1	4	6.4	
at #25/- Arkansas	02/06/20	*	17	2-7	.286	1-3	.333	0-0	.000	3	3	6	5.8	1	1	1	0	0	5	6.3	
#5/6 UCONN	02/10/20	*	25	2-4	.500	1-3	.333	0-2	.000	1	1	2	5.6	0	0	2	0	0	5	6.3	
AUBURN	02/13/20	*	20	2-2	1.000	2-2	1.000	2-2	1.000	1	0	1	5.4	2	0	0	0	1	8	6.3	
VANDERBILT	02/17/20	*	22	2-7	.286	0-2	.000	0-1	.000	2	2	4	5.4	2	0	0	2	1	4	6.2	
LSU	02/20/20	*	16	2-4	.500	0-0	.000	0-0	.000	1	4	5	5.4	3	3	2	1	0	4	6.1	
at #14/16 Kentucky	02/23/20	*	11	1-1	1.000	0-0	.000	2-3	.667	0	2	2	5.3	3	1	0	1	0	4	6.1	
at Florida	02/27/20	*	17	2-3	.667	0-0	.000	0-0	.000	2	2	4	5.2	0	0	1	2	0	4	6.0	
#12/14 TEXAS A&M	03/01/20	*	20	0-1	.000	0-0	.000	1-2	.500	2	2	4	5.2	2	1	0	1	0	1	5.8	
vs Georgia	03/06/20	*	24	2-5	.400	0-0	.000	3-4	.750	4	1	5	5.2	1	2	1	0	0	7	5.9	
vs #25/- Arkansas	03/07/20	*	19	2-5	.400	0-0	.000	3-3	1.000	3	3	6	5.2	2	1	4	2	1	7	5.9	
vs #9/9 Mississippi St	03/08/20	*	24	6-9	.667	0-0	.000	0-3	.000	4	7	11	5.4	1	0	1	3	1	12	6.1	
Totals			33	702	72-173	416	13-45	289	44-79	.557	59	118	177	5.4	48	34	46	27	27	201	6.1

Games played: 33
 Minutes/game: 21.3

Rebounds/game: 5.4
 Assists/game: 1.0

NCAA Tournament Career Highs

Pts
FG
FGA
3FG
3FGA
FT
FTA
Reb
Stl
Asst
Min



ALIYAH BOSTON

6-5 • So. • Forward • St. Thomas, U.S.V.I.

4

Career Stats at South Carolina

Season	gp-gs	min/avg	fg-fga	pct	3fg-fga	pct	ft-fa	pct	off	def	tot	avg	pf	fo	ast	to	blk	stl	pts	avg
2019-20	33-33	786/23.8	174-286	.608	2-12	.167	62-84	.738	117	193	310	9.4	68	1	34	37	86	42	412	12.5
2020-21	26-26	792/30.5	139-277	.502	11-40	.275	67-91	.736	103	200	303	11.7	74	0	42	42	74	31	356	13.7
TOTAL	59-59	1578/26.7	313-563	.556	13-52	.250	129-175	.737	220	393	613	10.4	142	1	76	79	160	73	768	13.0

In the Record Books

Career

- 1st – Triple-Doubles (2)
- 2nd – Blocks vs. SEC (93)
- 3rd – Double-Doubles vs. SEC (16)
- 6th – Blocks (160)
- 9th – Double-Doubles (28)

Season

- 3rd – Blocked shots average (2.6 in 2019-20)
- 1st – Rebounds vs. SEC (196 in 2020-21)
- 1st – Offensive rebounds vs. SEC (62 in 2020-21)
- 1st – Blocks vs. SEC (57 in 2020-21)
- 1st – Blocks average vs. SEC (3.6 in 2020-21)
- 2nd – Double-doubles vs. SEC (9 in 2020-21)
- 2nd – Rebounding average vs. SEC (12.3 in 2020-21)
- 2nd – Defensive rebounds vs. SEC (134 in 2020-21)
- Best FG% by a freshman (.608 (174-286) in 2019-20)
- Most double-doubles by a freshman (13 in 2019-20)

- Most blocked shots by a freshman (86 in 2019-20)
- Best rebounding average by a freshman (9.4 in 2019-20)
- Most offensive rebs. by a freshman (117 in 2019-20)
- Most games started by a freshman (33 in 2019-20)

Game

- 1st – Blocked shots (10, 2x, last vs. Georgia, 1/21/21)
- 2nd – Rebounds (25 vs. Arkansas, 1/9/20)
- 3rd – Offensive rebounds (10 vs. Arkansas, 1/9/20)
- 1st – Blocked shots vs. SEC (10 vs. Georgia, 1/21/21)
- 1st – Offensive rebounds vs. SEC (10 vs. Arkansas, 1/9/20)
- 2nd – Rebounds vs. SEC (25 vs. Arkansas, 1/9/20)
- Most rebounds by a freshman (25 vs. Arkansas, 1/9/20)
- Most blocks by a freshman (10 vs. Ala. State, 11/5/19)
- Best FG% by a freshman (1.000 (6-6) vs. App. State, 11/17/19)
- Most offensive rebs. by a freshman (10 vs. Ark., 1/9/20)

Awards

- 2021 First-Team All-America (AP, ESPN.com)
- 2021 Naismith Trophy Finalist
- 2021 Wooden Award National Ballot
- 2021 Lisa Leslie Award Top 5
- 2021 Naismith Defensive Player of the Year Semifinalist
- 2021 Wade Trophy Watch List
- 2020 National Fr. of the Year (ESPN, USBWA, WBCA)
- 2020 Lisa Leslie Center of the Year
- 2020 All-America Second Team (AP, USBWA)
- 2x All-SEC First Team (2020, 2021)
- 2x SEC Defensive Player of the Year (2020, co-2021)
- 2021 SEC Tournament Most Valuable Player
- 2020 SEC Freshman of the Year
- 2020 Her Hoop Stats Fab 15 Freshmen
- SEC First-Year Academic Honor Roll (2019-20)

High School

- Naismith, WBCA All-America Second Team (2019)
- McDonald's, SLAM All-America (2019)

USA Basketball

- 2019 FIBA U19 World Cup, gold medal
- 2018 Youth Olympic Games 3x3, gold medal
- 2018 FIBA U17 World Cup, gold medal
- 2018 FIBA U17 World Cup, All-Star Five
- 2017 FIBA U16 Americas Cup, gold medal
- 2017 FIBA U16 Americas Cup, MVP

Career Notables

- Program's first National Freshman of the Year, winning that title unanimously in 2020
- Only player in program history with multiple triple-doubles; first Gamecock to post a triple-double in an SEC game and one vs. a ranked opponent
- As a freshman, averaged a double-double in SEC play (13.1 ppg/10.3 rpg) and against ranked opponents (13.0 ppg/10.9 rpg); sixth in nation in field goal percentage and 21st in blocked shots per game
- Ranked No. 3 recruit in Class of 2019 and a consensus All-American

Season Highlights

- Team captain
- Ranks 14th in the NCAA in rebounding average (11.7), second in the SEC ... 12th in NCAA with 2.8 blocks per game, second in the SEC, and tied for ninth in NCAA in double-doubles (15) ... ranks second in the SEC and 18th in the country in offensive rebounding (4.0) ... tied for 22nd in the SEC in scoring ... one of four players in the SEC to average a double-double
- In conference play, ranks 22nd in scoring (13.3), second in rebounding (12.3), first in blocks (3.6), second in offensive rebounds (3.9), fifth in field goal percentage (.503)
- Averaging a double-double against ranked opponents (14.7 ppg / 11.8 rpg)
- Named SEC Tournament MVP after three straight double-doubles in the event, during which she averaged 19.3 points and 11.3 rebounds while shooting 59.4 percent from the field, including 3-of-3 from 3-point range.
- Powered the Gamecocks to the SEC Tournament title over #16/21 Georgia (Mar. 7) with evenly distributed 27 points, including the game-sealing free throws with 13 seconds left
- Scored eight of her 15 points against #14/16 Tennessee (Mar. 6) in the SEC Tournament semifinals as the Gamecocks stamped their authority on the game early with a 29-13 opening period
- Moved into 10th place in program history with her 11-point 11-rebound double-double at #3/3 Texas A&M (Feb. 28), giving her 25 double doubles in her career
- Pulled down double-digit rebounds for the sixth game in a row with 11 against Ole Miss (Feb. 25) while blocking a pair of shots, dishing out two assists and scoring seven points
- Displayed her versatility against #17/17 Kentucky (Feb. 21), leading the team with three assists in addition to her 11 rebounds, two blocks, two steals and four points
- Scored 12 of her team-high 17 points at #21/21 Tennessee (Feb. 18) in the second half to keep Gamecocks within striking distance ... tied her season high with 16 rebounds to finish with her 11th double-double of the season
- Notched her 10th double-double of the season with 12 points and 13 rebounds against LSU (Feb. 14), her seventh against SEC competition ... tying her total against SEC foes from her freshman season, also tallied six blocks
- Set the tone early with five points and five boards in the first quarter against Missouri (Feb. 11) on her way to an 11-point 12-rebound double-double, her ninth of the season
- Scored five of her 17 points during the fourth quarter run at #2/5 UConn (Feb. 8) that pulled the team back into the game ... finished with her eighth double-double of the season pulling down 15 rebounds, including eight in the final 15 minutes of the game
- Was calm in face of constant double-teams against Alabama (Jan. 31), handing out career-best six assists to go with her 13 rebounds – her ninth-straight game of double-digit rebounds ... contributed four points, two rebounds, two

Miscellaneous

	Season	Career	Record
Triple-Double	1	2	2-0
Double-Double	15	28	25-3
20+ Points	5	7	7-0
10+ Points	19	47	43-4
10+ Rebounds	21	37	34-3
5+ Assists	1	1	1-0
5+ Blocks	4	10	10-0
Tm-High Points	7	14	12-2
Tm-High Rebs.	20	45	42-3
Tm-High Assists	2	2	2-0

Career Highs

Pts	28 vs. Florida, 12/31/20
FG	11, 2x, last vs. Arkansas, 1/18/21
FGA	18 vs. Florida, 12/31/20
3FG	3 vs. Florida, 12/31/20
3FGA	5 vs. Florida, 12/31/20
FT	10 vs. Georgia, 3/7/21
FTA	12 vs. Georgia, 3/7/21
Reb	25 vs. Arkansas, 1/9/20
Off Reb	10 vs. Arkansas, 1/9/20
Blk	10, 2x, last vs. Georgia, 1/21/21*
Asst	6 vs. Alabama, 1/31/21
Stl	4, 2x, last vs. South Dakota, 11/28/20
Min	43 at UConn, 2/8/21

- blocks and three assists during 18-5 run that opened second half to turn one-point deficit into 12-point advantage
- Notched her third straight double-double with 20 points and 14 rebounds at LSU (Jan. 24)... dominated the glass in the third quarter with six and scored seven points in the decisive fourth quarter
- Made history against #22/23 Georgia (Jan. 21), notching the program's first triple-double in SEC play with 16 points, 11 rebounds and 10 blocks, the second triple-double of her career
- Came out hot against #15/16 Arkansas (Jan. 18) with six points, six rebounds and three blocks in the game's opening five minutes ... added five points to a 9-0 run late in the third that established a double-digit lead
- Took over in the third quarter at #10/8 Kentucky (Jan. 10), scoring 10 of her 20 points in the period to with a double-double, her fourth of the season, and seven blocks, tying her SEC career high, and earn SEC co-Player of the Week
- Scored a career-best 28 points against Florida (Dec. 31), including a 19-point and 11-rebound first half where she became the 11th fastest Gamecock to score 500 points in her career ... scored eight points in the paint, eight on midrange jumpers, nine from 3-point range and three free throws
- Showed off her inside-out game early at #23/18 Iowa State (Dec. 6), scoring five of the team's first 10 points on a putback and a 3-pointer ... scored four of her then season-high 13 points off offensive rebounds

SEC Career Highs

Pts.....28 vs. Florida, 12/31/20
 FG.....11, 2x, last vs. Arkansas, 1/18/21
 FGA.....18 vs. Florida, 12/31/20
 3FG.....3 vs. Florida, 12/31/20
 3FGA.....5 vs. Florida, 12/31/20
 FT.....7 at Alabama, 1/5/20
 FTA.....9 at Alabama, 1/5/20
 Reb.....25 vs. Arkansas, 1/9/20
 Off Reb.....10 vs. Arkansas, 1/9/20
 Blk.....10 vs. Georgia, 1/21/21*
 Asst.....6 vs. Alabama, 1/31/21
 Stl.....4 at Georgia, 1/26/20
 Min.....36, 2x, last at LSU, 1/24/21

NCAA Tournament Career Highs

Pts.....
 FG.....
 FGA.....
 FT.....
 FTA.....
 Reb.....
 Off Reb.....
 Blk.....
 Stl.....
 Asst.....
 Min.....

* indicates school record

BOSTON 2020-21 GAME-BY-GAME

Opponent	Date	gs	min	Total		3-Pointers		Free throws		Rebounds				pts	avg						
				fg-fga	pct	3fg-fga	pct	ft-fa	pct	off	def	tot	avg								
COL. OF CHARLESTON	11/25/20	*	22	5-7	.714	0-0	.000	1-2	.500	4	8	12	12.0	2	1	2	1	0	11	11.0	
vs South Dakota	11/28/20	*	28	5-14	.357	0-1	.000	2-4	.500	3	5	8	10.0	4	4	0	0	0	4	12	11.5
vs #21/20 Gonzaga	11/29/20	*	25	3-5	.600	0-0	.000	4-6	.667	2	3	5	8.3	4	0	1	1	1	1	10	11.0
#8/6 NC STATE	12/03/20	*	35	4-14	.286	1-3	.333	0-0	.000	3	6	9	8.5	2	0	3	1	0	9	10.5	
at #23/18 Iowa State	12/06/20	*	35	6-11	.545	1-3	.333	0-0	.000	5	10	15	9.8	3	3	2	1	1	13	11.0	
TEMPLE	12/17/20	*	22	6-12	.500	0-2	.000	2-2	1.000	4	5	9	9.7	1	1	0	3	1	14	11.5	
FLORIDA	12/31/20	*	36	11-18	.611	3-5	.600	3-4	.750	5	11	16	10.6	3	1	0	4	3	28	13.9	
at Alabama	01/04/21	*	35	2-10	.200	0-0	.000	1-2	.500	3	7	10	10.5	4	0	0	2	2	5	12.8	
at #10/8 Kentucky	01/10/21	*	25	8-14	.571	1-1	1.000	3-4	.750	5	7	12	10.7	3	1	2	7	3	20	13.6	
at Vanderbilt	01/14/21	*	19	4-8	.500	0-1	.000	1-1	1.000	4	6	10	10.6	0	2	2	4	2	9	13.1	
#15/16 ARKANSAS	01/18/21	*	32	11-17	.647	0-2	.000	4-5	.800	6	10	16	11.1	2	3	1	6	0	26	14.3	
#22/23 GEORGIA	01/21/21	*	31	5-12	.417	1-3	.333	5-6	.833	2	9	11	11.1	2	2	3	10	2	16	14.4	
at LSU	01/24/21	*	36	8-15	.533	0-2	.000	4-7	.571	6	8	14	11.3	3	0	1	1	0	20	14.8	
at #21/19 Mississippi State	01/28/21	*	22	3-7	.429	0-2	.000	0-0	.000	4	8	12	11.4	4	0	4	3	0	6	14.2	
ALABAMA	01/31/21	*	32	2-10	.200	0-1	.000	2-2	1.000	4	9	13	11.5	1	6	2	3	0	6	13.7	
at Auburn	02/04/21	*	25	7-8	.875	0-0	.000	0-0	.000	1	7	8	11.3	3	1	2	0	0	14	13.7	
at #2/5 UConn	02/08/21	*	43	8-17	.471	0-3	.000	1-2	.500	8	7	15	11.5	4	1	2	3	2	17	13.9	
MISSOURI	02/11/21	*	30	3-5	.600	0-0	.000	5-6	.833	6	6	12	11.5	2	1	2	4	0	11	13.7	
LSU	02/14/21	*	27	6-10	.600	0-1	.000	0-1	.000	5	8	13	11.6	2	2	2	6	1	12	13.6	
at #21/21 Tennessee	02/18/21	*	32	6-12	.500	0-1	.000	5-6	.833	5	11	16	11.8	4	1	0	1	1	17	13.8	
#17/17 KENTUCKY	02/21/21	*	32	1-4	.250	0-1	.000	2-4	.500	2	9	11	11.8	3	3	2	2	2	4	13.3	
OLE MISS	02/25/21	*	34	1-4	.250	0-1	.000	5-6	.833	2	9	11	11.7	4	2	1	2	1	7	13.0	
at #3/3 Texas A&M	02/28/21	*	32	5-11	.455	1-4	.250	0-0	.000	2	9	11	11.7	3	2	3	2	0	11	13.0	
vs Alabama	03/05/21	*	34	6-12	.500	0-0	.000	4-5	.800	3	10	13	11.8	4	2	1	1	3	16	13.1	
vs #14/16 Tennessee	03/06/21	*	35	5-8	.625	2-2	1.000	3-4	.750	5	6	11	11.7	3	3	0	2	1	15	13.2	
vs #16/21 Georgia	03/07/21	*	33	8-12	.667	1-1	1.000	10-12	.833	4	6	10	11.7	4	0	4	4	1	27	13.7	
Totals			26	792	139-277	.502	11-40	.275	67-91	.736	103	200	303	11.7	74	42	42	74	31	356	13.7

BOSTON 2019-20 GAME-BY-GAME

Opponent	Date	gs	min	Total		3-Pointers		Free throws		Rebounds				pts	avg					
				fg-fga	pct	3fg-fga	pct	ft-fa	pct	off	def	tot	avg							
ALABAMA STATE	11/05/19	*	21	3-8	.375	0-0	.000	6-8	.750	7	5	12	12.0	2	1	0	10	3	12	12.0
at #4/5 Maryland	11/10/19	*	32	6-10	.600	0-0	.000	2-2	1.000	2	5	7	9.5	3	1	0	5	0	14	13.0
at Dayton	11/13/19	*	16	5-6	.833	0-0	.000	1-2	.500	0	2	2	7.0	2	0	0	1	1	11	12.3
APPALACHIAN STATE	11/17/19	*	23	6-6	1.000	0-0	.000	2-4	.500	5	5	10	7.8	3	3	1	4	2	14	12.8
USC UPSTATE	11/21/19	*	17	8-9	.889	0-0	.000	2-2	1.000	5	5	10	8.2	0	2	0	3	2	18	13.8
at Clemson	11/24/19	*	19	5-7	.714	0-0	.000	3-5	.600	1	3	4	7.5	2	1	0	1	3	13	13.7
vs #17/23 Indiana	11/28/19	*	14	5-6	.833	0-0	.000	0-0	.000	2	0	2	6.7	5	0	2	1	0	10	13.1
vs Washington State	11/29/19	*	21	7-10	.700	0-0	.000	1-2	.500	5	3	8	6.9	4	2	1	1	2	15	13.4
vs #2/2 Baylor	11/30/19	*	32	9-12	.750	0-0	.000	2-2	1.000	4	9	13	7.6	3	0	0	2	0	20	14.1
at Temple	12/07/19	*	29	4-14	.286	0-0	.000	2-2	1.000	6	2	8	7.6	2	2	0	3	2	10	13.7
PURDUE	12/15/19	*	25	5-9	.556	0-0	.000	0-0	.000	1	5	6	7.5	3	4	2	4	2	10	13.4
DUKE	12/19/19	*	22	5-8	.625	0-0	.000	0-0	.000	4	4	8	7.5	2	1	0	1	1	10	13.1
#25/21 SOUTH DAKOTA	12/22/19	*	27	1-5	.200	0-0	.000	5-6	.833	5	4	9	7.6	3	1	5	5	1	7	12.6
#13/13 KENTUCKY	01/02/20	*	23	5-7	.714	0-0	.000	4-4	1.000	4	2	6	7.5	1	2	1	1	0	14	12.7
at Alabama	01/05/20	*	21	5-8	.625	0-0	.000	7-9	.778	5	7	12	7.8	2	0	3	3	1	17	13.0
#21/21 ARKANSAS	01/09/20	*	30	7-14	.500	0-0	.000	5-6	.833	10	15	25	8.9	2	0	0	5	1	19	13.4
at Vanderbilt	01/12/20	*	19	5-9	.556	0-0	.000	0-0	.000	1	7	8	8.8	1	0	0	3	1	10	13.2
at Mizzou	01/16/20	*	20	5-12	.417	0-0	.000	0-0	.000	6	4	10	8.9	3	1	3	1	0	10	13.0
#9/9 MISSISSIPPI ST	01/20/20	*	31	10-14	.714	0-0	.000	1-1	1.000	4	8	12	9.1	3	3	1	1	0	21	13.4
at Georgia	01/26/20	*	23	6-8	.750	0-0	.000	3-4	.750	1	5	6	8.9	2	1	3	0	4	15	13.5
at Ole Miss	01/30/20	*	18	3-3	1.000	0-0	.000	1-2	.500	3	5	8	8.9	0	1	1	1	1	7	13.2
#22/22 TENNESSEE	02/02/20	*	25	3-5	.600	0-0	.000	4-4	1.000	0	5	5	8.7	2	1	1	2	2	10	13.0
at #25/- Arkansas	02/06/20	*	30	7-8	.875	0-0	.000	4-4	1.000	6	9	15	9.0	2	1	1	7	2	18	13.3
#5/6 UCONN	02/10/20	*	37	6-14	.429	1-5	.200	0-0	.000	6	6	12	9.1	1	1	2	2	3	13	13.3
AUBURN	02/13/20	*	16	6-8	.750	0-0	.000	1-2	.500	2	1	3	8.8	2	0	0	1	2	13	13.2
VANDERBILT	02/17/20	*	19	6-7	.857	0-1	.000	0-0	.000	5	9	14	9.0	1	2	1	2	0	12	13.2
LSU	02/20/20	*	28	6-10	.600	0-1	.000	1-2	.500	3	6	9	9.0	2	0	2	5	1	13	13.2
at #14/16 Kentucky	02/23/20	*	30	2-8	.250	0-1	.000	2-4	.500	2	9	11	9.1	3	0	1	3	1	6	12.9
at Florida	02/27/20	*	20	5-9	.556	0-0	.000	1-1	1.000	0	9	9	9.1	1	0	1	0	1	11	12.9
#12/14 TEXAS A&M	03/01/20	*	30	6-10	.600	0-0	.000	1-2	.500	4	8	12	9.2	2	1	3	1	0	13	12.9
vs Georgia	03/06/20	*	19	4-8	.500	0-1	.000	1-1	1.000	1	9	10	9.2	1	1	1	4	2		



ZIA COOKE

5-9 • So. • Guard • Toledo, Ohio

1

Career Stats at South Carolina

Season	gp-gs	min/avg	fg-fga	pct	3fg-fga	pct	ft-fta	pct	off	def	tot	avg	pf	fo	ast	to	blk	stl	pts	avg
2019-20	33-33	876/26.5	139-360	.386	40-112	.357	79-111	.712	31	64	95	2.9	52	0	61	58	7	36	397	12.0
2020-21	26-26	824/31.7	147-383	.384	37-99	.374	82-106	.774	13	61	74	2.8	36	0	53	62	1	23	413	15.9
TOTAL	59-59	1700/28.8	286-743	.385	77-211	.365	161-217	.742	44	125	169	2.9	88	0	114	120	8	59	810	13.7

Career Notables

- Dominant freshman season that landed her on the SEC All-Freshman Team and honorable mention status on the Her Hoop Stats Feb 15 Freshmen list
- Ranked 24th in SEC in scoring as a freshman, 12th in league games (13.8 ppg)
- Led the team scoring in eight SEC games
- Holds program single-game records for field goal attempts by a freshman (23), 3-point field goal percentage by a freshman (1.000 (4-4)) and free throw percentage by a freshman (1.000 (6-6))
- Ranked No. 4 recruit in Class of 2019 and was a consensus All-American
- Played in the McDonald's All-American Game and the Jordan Brand Classic (2019)
- Named to at least one all-state team in each of her last three seasons at Rogers

Season Highlights

- Ranks 13th in the SEC in scoring (15.9) ... 14th in SEC play (15.6)
- Finished the SEC Tournament averaging 15.7 points per game to earn a spot on the All-SEC Tournament Team
- Hit a game-tying 3-pointer at the halftime buzzer in the SEC Tournament title game against #16/21 Georgia (Mar. 7)
- Scored the final six points of the first quarter in the SEC Tournament semifinal against #14/16 Tennessee (Mar. 6), capping off a 19-2 Carolina run on her way to a team-high 17 points in the game
- Got off to a hot start against Alabama (Mar. 5), scoring eight points in the first quarter and capping the game off with six in the fourth to finish with a team-high 22 in the SEC Tournament quarterfinals
- Led the team with 15 points at #3/3 Texas A&M (Feb. 28), including the first seven points of the fourth quarter to start a comeback that would cut a 12-point deficit to just three with 3:00 to play
- Scored the first eight points of the game for Carolina against Ole Miss (Feb. 25) and 12 in the first quarter on her way to a team-high 17 on the day
- Started hot against #17/17 Kentucky (Feb. 21), scoring eight points in the first quarter before putting the game on ice with 11 points in a dominant third quarter on her way to a game-high 21 points
- Erased LSU's (Feb. 14) only lead of the day with four quick points in the first on her way to 13 points, her eighth straight game in double figures
- Dropped eight of her game-high 15 points in the fourth quarter against Missouri (Feb. 11), bouncing back after a rough start to go 5-of-7 from the field in the second half
- Took over early at Auburn (Feb. 4), scoring 11 points in the first quarter and all 17 of her points in the first half
- Accounted for 12 of Carolina's 24 points in a dominant third quarter against Alabama (Jan. 31) en route to a game-high 21 points, her second straight game leading the team in scoring
- Jump started a 14-0 run at #21/19 Mississippi State (Jan. 28), scoring the first eight of the 14 points on her way to a game-high 19 points in the win
- Kept her momentum going at LSU (Jan. 24) scoring 11 points, including four in the closing moments of the game
- Found her flow early against #22/23 Georgia (Jan. 21), scoring six points in the first quarter and capped the first half with a buzzer beater on her way to a 16-point performance
- Shook off tough offensive night at #10/8 Kentucky (Jan. 10) to hit a pair of free throws to make it a two-possession game in the final 10 seconds
- Snapped the team's 3:23 scoreless run in the third quarter at Alabama (Jan. 4) on her way to an 18-point performance
- Took over in the third quarter of the SEC opener against Florida (Dec. 31), scoring the final 12 points of the period on her way to 26 points, a new SEC career high
- Tied her career best with five made 3-pointers against Temple (Dec. 17) in a lethally efficient performance, going 8-of-11 from the field and 5-of-7 from beyond the arc for a game-high 23 points
- Had her outside game working at #23/18 Iowa State (Dec. 6), capping the first quarter with the first of her four 3-pointers, which also included two to open the third quarter on back-to-back possessions
- Poured in 16 points while dishing out four assists and snagging four rebounds against #21/20 Gonzaga (Nov. 29)
- Scored a game-high 19 points and played a career-high 36 minutes against South Dakota (Nov. 28) where she also pulled down five rebounds.

Awards

- 2021 All-SEC Tournament Team
- 2021 All-SEC First Team (coaches)
- 2021 Ann Meyers Drysdale Award Finalist
- 2020 Her Hoop Stats Feb 15 Freshmen (hon. mention)
- 2020 SEC All-Freshman Team
- SEC First-Year Academic Honor Roll (2019-20)

High School

- Naismith Player of the Year Finalist (2019)
- Naismith, WBCA, McDonald's, SLAM All-America (2019)
- USA Today All-USA Third Team (2019)

USA Basketball

- 2018 FIBA U17 World Cup, gold medal
- 2017 FIBA U16 Americas Cup, gold medal

Miscellaneous

	Season	Career	Record
20+ Points	5	10	10-0
10+ Points	21	45	41-4
Tm-High Points	13	24	22-2
Tm-High Assists	4	6	5-1

Career Highs

Pts	27 at Dayton, 11/13/19
FG	10 vs. Florida, 12/31/20
FGA	23, 2x, last vs. Ole Miss, 2/25/21
3FG	5, 2x, last vs. Temple, 12/17/20
3FGA	9 vs. Arkansas, 1/9/20
FT	7 vs LSU, 2/20/20
FTA	9, 2x, last vs South Dakota, 11/28/20
Reb	7 at Dayton, 11/13/19
Blk	1, 8x, last vs. Florida, 12/31/20
Stl	4 vs. USC Upstate, 11/21/19
Asst	5, 2x, last vs. Florida, 12/31/20
Min	37, 4x, last vs. Alabama, 3/5/21

SEC Career Highs

Pts	26 vs. Florida, 12/31/20
FG	10 vs. Florida, 12/31/20
FGA	23, 2x, last vs. Ole Miss, 2/25/21
3FG	4, 3x, last vs. Auburn, 2/13/20
3FGA	9 vs. Arkansas, 1/9/20
FT	7 vs LSU, 2/20/20
FTA	9 vs LSU, 2/20/20
Reb	6, 2x, last at Arkansas, 2/6/20
Blk	1, 4x, vs. Florida, 12/31/20
Stl	3 at Alabama, 1/5/20
Asst	5 vs. Florida, 12/31/20
Min	37, 2x, last at LSU, 1/24/21

COOKE 2020-21 GAME-BY-GAME

NCAA Tournament Career Highs

Pts
FG
FGA
3FG
3FGA
FT
FTA
Reb
Stl
Asst
Min

Opponent	Date	gs	min	Total		3-Pointers		Free throws		Rebounds				pf	a	t/o	blk	stl	pts	avg	
				fg-fga	pct	3fg-fga	pct	ft-fa	pct	off	def	tot	avg								
COL. OF CHARLESTON	11/25/20	*	20	6-11	.545	2-3	.667	4-5	.800	1	0	1	1.0	0	3	3	0	3	18	18.0	
vs South Dakota	11/28/20	*	36	5-16	.313	3-7	.429	6-9	.667	0	5	5	3.0	2	1	3	0	0	19	18.5	
vs #21/20 Gonzaga	11/29/20	*	35	6-17	.353	1-1	1.000	3-3	1.000	1	3	4	3.3	0	4	3	0	0	16	17.7	
#8/6 NC STATE	12/03/20	*	35	4-18	.222	1-5	.200	2-2	1.000	0	5	5	3.8	1	1	1	0	1	11	16.0	
at #23/18 Iowa State	12/06/20	*	29	6-12	.500	4-6	.667	3-3	1.000	0	1	1	3.2	3	4	2	0	0	19	16.6	
TEMPLE	12/17/20	*	28	8-11	.727	5-7	.714	2-4	.500	1	2	3	3.2	0	4	2	0	0	23	17.7	
FLORIDA	12/31/20	*	37	10-22	.455	0-3	.000	6-6	1.000	1	2	3	3.1	2	5	1	1	2	26	18.9	
at Alabama	01/04/21	*	33	8-17	.471	2-3	.667	0-0	.000	1	2	3	3.1	2	2	4	0	1	18	18.8	
at #10/8 Kentucky	01/10/21	*	36	2-12	.167	0-1	.000	3-6	.500	0	3	3	3.1	0	1	2	0	0	7	17.4	
at Vanderbilt	01/14/21	*	23	3-7	.429	0-1	.000	3-4	.750	0	2	2	3.0	1	2	2	0	1	9	16.6	
#15/16 ARKANSAS	01/18/21	*	22	3-7	.429	1-3	.333	2-2	1.000	0	3	3	3.0	4	3	4	0	0	9	15.9	
#22/23 GEORGIA	01/21/21	*	29	7-16	.438	0-3	.000	2-2	1.000	0	2	2	2.9	1	0	2	0	2	16	15.9	
at LSU	01/24/21	*	37	4-10	.400	0-3	.000	3-6	.500	0	1	1	2.8	2	0	4	0	2	11	15.5	
at #21/19 Mississippi State	01/28/21	*	36	6-16	.375	1-3	.333	6-6	1.000	0	3	3	2.8	0	3	2	0	2	19	15.8	
ALABAMA	01/31/21	*	25	7-14	.500	2-3	.667	5-6	.833	1	1	2	2.7	2	0	1	0	1	21	16.1	
at Auburn	02/04/21	*	25	6-11	.545	3-7	.429	2-3	.667	0	2	2	2.7	1	2	1	0	0	17	16.2	
at #2/5 UConn	02/08/21	*	37	4-13	.308	1-2	.500	2-2	1.000	1	3	4	2.8	2	3	4	0	0	11	15.9	
MISSOURI	02/11/21	*	32	6-14	.429	1-4	.250	2-3	.667	0	2	2	2.7	2	1	2	0	0	15	15.8	
LSU	02/14/21	*	31	5-18	.278	1-4	.250	2-2	1.000	1	3	4	2.8	0	4	1	0	2	13	15.7	
at #21/21 Tennessee	02/18/21	*	32	6-22	.273	0-4	.000	3-4	.750	0	3	3	2.8	0	2	1	0	1	15	15.7	
#17/17 KENTUCKY	02/21/21	*	31	7-17	.412	2-5	.400	5-8	.625	2	3	5	2.9	1	2	1	0	0	21	15.9	
OLE MISS	02/25/21	*	35	7-23	.304	0-3	.000	3-4	.750	0	1	1	2.8	2	1	4	0	1	17	16.0	
at #3/3 Texas A&M	02/28/21	*	35	4-17	.235	2-9	.222	5-6	.833	1	4	5	2.9	2	2	4	0	1	15	15.9	
vs Alabama	03/05/21	*	37	9-17	.529	2-4	.500	2-2	1.000	0	3	3	2.9	2	2	4	0	2	22	16.2	
vs #14/16 Tennessee	03/06/21	*	36	5-19	.263	2-3	.667	5-5	1.000	2	2	4	3.0	3	1	1	0	1	17	16.2	
vs #16/21 Georgia	03/07/21	*	32	3-6	.500	1-2	.500	1-3	.333	0	0	0	2.8	1	0	3	0	0	8	15.9	
Totals			26	824	147-383	384	37-99	374	82-106	.774	13	61	74	2.8	36	53	62	1	23	413	15.9

Games played: 26
 Minutes/game: 31.7
 Points/game: 15.9
 FG Pct: 38.4
 3FG Pct: 37.4
 FT Pct: 77.4

Rebounds/game: 2.8
 Assists/game: 2.0
 Turnovers/game: 2.4
 Assist/turnover ratio: 0.9
 Steals/game: 0.9
 Blocks/game: 0.0

COOKE 2019-20 GAME-BY-GAME

Opponent	Date	gs	min	Total		3-Pointers		Free throws		Rebounds				pf	a	t/o	blk	stl	pts	avg	
				fg-fga	pct	3fg-fga	pct	ft-fa	pct	off	def	tot	avg								
ALABAMA STATE	11/05/19	*	24	5-14	.357	0-3	.000	3-3	1.000	2	1	3	3.0	0	2	0	1	2	13	13.0	
at #4/5 Maryland	11/10/19	*	23	2-9	.222	0-3	.000	6-6	1.000	1	3	4	3.5	4	1	4	0	0	10	11.5	
at Dayton	11/13/19	*	30	9-15	.600	5-6	.833	4-6	.667	5	2	7	4.7	2	1	5	0	1	27	16.7	
APPALACHIAN STATE	11/17/19	*	24	2-4	.500	2-3	.667	1-2	.500	0	2	2	4.0	3	3	1	1	2	7	14.3	
USC UPSTATE	11/21/19	*	25	3-12	.250	1-5	.200	1-2	.500	0	1	1	3.4	2	5	1	0	4	8	13.0	
at Clemson	11/24/19	*	24	4-11	.364	1-3	.333	1-1	1.000	0	1	1	3.0	2	3	3	0	1	10	12.5	
vs #17/23 Indiana	11/28/19	*	34	4-19	.211	1-5	.200	1-1	1.000	3	1	4	3.1	2	2	1	0	0	10	12.1	
vs Washington State	11/29/19	*	27	3-9	.333	0-0	.000	0-0	.000	0	3	3	3.1	1	3	0	0	1	6	11.4	
vs #2/2 Baylor	11/30/19	*	10	0-2	.000	0-0	.000	2-2	1.000	0	1	1	2.9	4	0	2	1	0	2	10.3	
at Temple	12/07/19	*	26	1-7	.143	1-2	.500	0-0	.000	0	2	2	2.8	1	3	2	1	1	3	9.6	
PURDUE	12/15/19	*	29	7-16	.438	0-2	.000	0-0	.000	3	2	5	3.0	1	3	1	0	2	14	10.0	
DUKE	12/19/19	*	22	3-11	.273	1-4	.250	5-7	.714	1	3	4	3.1	1	2	0	0	2	12	10.2	
#25/21 SOUTH DAKOTA	12/22/19	*	25	6-11	.545	1-2	.500	0-0	.000	0	1	1	2.9	2	0	2	0	2	13	10.4	
#13/13 KENTUCKY	01/02/20	*	29	6-12	.500	1-1	1.000	2-2	1.000	1	2	3	2.9	2	4	0	0	2	15	10.7	
at Alabama	01/05/20	*	29	7-14	.500	2-3	.667	4-6	.667	2	0	2	2.9	2	1	2	0	3	20	11.3	
#21/21 ARKANSAS	01/09/20	*	33	7-23	.304	4-9	.444	3-4	.750	2	3	5	3.0	1	1	3	0	1	21	11.9	
at Vanderbilt	01/12/20	*	22	5-10	.500	1-6	.167	6-7	.857	0	2	2	2.9	1	1	1	0	0	17	12.2	
at Mizzou	01/16/20	*	27	5-11	.455	3-6	.500	1-2	.500	1	2	3	2.9	0	1	4	0	1	14	12.3	
#9/9 MISSISSIPPI ST	01/20/20	*	32	5-14	.357	2-6	.333	1-1	1.000	2	4	6	3.1	3	2	1	1	1	13	12.4	
at Georgia	01/26/20	*	27	2-6	.333	0-0	.000	5-7	.714	1	4	5	3.2	2	1	3	0	1	9	12.2	
at Ole Miss	01/30/20	*	23	3-6	.500	0-1	.000	2-4	.500	1	1	2	3.1	3	3	1	0	1	8	12.0	
#22/22 TENNESSEE	02/02/20	*	33	8-20	.400	4-8	.500	0-0	.000	1	2	3	3.1	1	2	1	0	0	20	12.4	
at #25/- Arkansas	02/06/20	*	31	5-14	.357	0-4	.000	4-5	.800	0	6	6	3.3	0	3	3	0	0	14	12.4	
#5/6 UCONN	02/10/20	*	32	5-14	.357	1-3	.333	4-6	.667	3	1	4	3.3	1	0	0	0	3	15	12.5	
AUBURN	02/13/20	*	28	4-7	.571	4-4	1.000	1-4	.250	0	2	2	3.2	0	4	5	1	0	13	12.6	
VANDERBILT	02/17/20	*	18	3-7	.429	2-3	.667	2-4	.500	0	2	2	3.2	2	1	1	0	1	10	12.5	
LSU	02/20/20	*	31	2-7	.286	0-3	.000	7-9	.778	0	3	3	3.2	1	1	3	0	1	11	12.4	
at #14/16 Kentucky	02/23/20	*	36	8-11	.727	0-3	.000	4-6	.667	0	0	0	3.1	1	1	1	0	0	20	12.7	
at Florida	02/27/20	*	27	5-8	.625	1-2	.500	0-0	.000	0	1	1	3.0	2	2	0	0	0	11	12.6	
#12/14 TEXAS A&M	03/01/20	*	23	2-9	.222	0-3	.000	1-4	.250	0	1	1	2.9	0	2	1	1	1	5	12.4	
vs Georgia	03/06/20	*	18	0-2	.000	0-1	.000	2-2	1.000	0	1	1	2.9	3	0	3	0	2	2	12.0	
vs #25/- Arkansas	03/07/20	*	30	4-13	.308	2-7	.286	4-4	1.000	1	3	4	2.9	2	2	2	0	0	14	12.1	
vs #9/9 Mississippi St	03/08/20	*	24	4-12	.333	0-1	.000	2-4	.500	1	1	2	2.9	0	1	1	0	0	10	12.0	
Totals			33	876	139-360	386	40-112	357	79-111	.712	31	64	95	2.9	52	61	58	7	36	397	12.0

Games played: 33
 Minutes/game: 26.5
 Points/game: 12.0
 FG Pct: 38.6
 3FG Pct: 35.7
 FT Pct: 71.2

Rebounds/game: 2.9
 Assists/game: 1.8
 Turnovers/game: 1.8
 Assist/turnover ratio: 1.1
 Steals/game: 1.1
 Blocks/game: 0.2



LELE GRISSETT

6-2 • Sr. • Guard • Durham, N.C.

Career Stats at South Carolina

Season	gp-gs	min/avg	fg-fga	pct	3fg-fga	pct	ft-fa	pct	off	def	tot	avg	pf	fo	ast	to	blk	stl	pts	avg
2017-18	36-3	477/13.3	56-119	.471	0-0	.000	39-70	.557	56	77	133	3.7	84	0	18	53	7	24	151	4.2
2018-19	31-2	368/11.9	41-73	.562	0-0	.000	24-44	.545	59	64	123	4.0	61	2	9	33	17	11	106	3.4
2019-20	33-0	560/17.0	82-131	.626	0-2	.000	46-63	.730	69	57	126	3.8	47	0	40	34	23	30	210	6.4
2020-21	25-1	479/19.2	67-134	.500	1-3	.333	33-59	.559	57	48	105	4.2	55	1	26	38	16	14	168	6.7
TOTAL	125-6	1884/15.1	246-457	.538	1-5	.200	142-236	.602	241	246	487	3.9	247	3	93	158	63	79	635	5.1

Career Notables

- Has played in all but two games of her career, bringing energy off the bench, especially in defensive pressure
- Reshaped her body before junior season to focus on playing guard instead of forward
- Posted her first career double-double in the 2018-19 regular-season meeting with then-#4/5 Baylor (Dec. 2)
- Started at Vanderbilt (Jan. 18, 2018) and turned in a career night, shooting 11-of-12 from the field for 22 points – the first Gamecock freshman 20-point outing in SEC play in three years (20 by Aja Wilson vs. Vanderbilt, 2/15/15)

Season Highlights

- Will not play in the NCAA Tournament due to a season-ending injury suffered in the fourth quarter of the SEC Tournament championship game on Mar. 7
- More comfortable at the guard position after a year of experience under her belt; can play multiple positions and could get some time at point guard this season
- Finished the regular season ranked 14th in the SEC in offensive rebounds per game (2.4) during league play
- Scored four of her eight points in the SEC Tournament semifinal against #14/16 Tennessee (Mar. 6) during a 10-0 first-quarter run that broke open the game early, also swiping a steal in that surge
- Cracked double-figures for the second straight game with 12 points off the bench against Ole Miss (Feb. 25) with six of those coming from the charity stripe, a new career high
- Led the game-changing run against #17/17 Kentucky (Feb. 21), scoring six of her 13 points during Carolina's 9-0 second-quarter run to take over the contest
- Rattled off seven of her nine points in the second quarter against Missouri (Feb. 11), including her first career 3-pointer, to help Carolina erase a five-point deficit
- Helped put the game on ice at Auburn (Feb. 4), scoring eight of her 10 points in the second half while pulling down a game-high four offensive rebounds
- Came up big against #21/19 Mississippi State (Jan. 28), scoring back-to-back buckets to finish a 14-0 first-half run that put the Gamecocks in control of the game ... finished with 11 points, five coming from the free throw line, tying her career high
- Made a huge impact in the fourth quarter at LSU (Jan. 24) with her trademark pressure defense and beating the defense down the court for eight fast-break points and handing out her SEC career-best three assists in the period
- Strong on the offensive glass against #15/16 Arkansas, pulling down four of her four of her five offensive boards in the second quarter to help keep the Gamecocks close in the period
- Anchored the team's rebounding efforts at Vanderbilt (Jan. 14), pulling down a game and career-high 12 boards, including seven on the offensive end, also a career high for the senior
- Provided a spark off the bench in the second half against South Dakota (Nov. 28), scoring six straight points as part of a 14-2 run that closed the third quarter and put the game out of reach
- Opened the season with a double-double against Charleston (Nov. 25), scoring 13 points and pulling down 10 rebounds, tying her career high on the glass

Awards

SEC Winter Academic Honor Roll (2019-20)

Miscellaneous

	Season	Career	Record
Double-Double	1	2	1-1
20+ Points	0	1	1-0
10+ Points	5	18	16-2
10+ Rebounds	1	2	1-1
Tm-High Points	0	3	3-0
Tm-High Rebs.	1	10	7-3
Team-High Asssts.	0	1	1-0

Career Highs

Pts	22 at Vanderbilt, 1/18/18
FG	11 at Vanderbilt, 1/18/18
FGA	12 at Vanderbilt, 1/18/18
FT	6 vs. Ole Miss, 2/25/21
FTA	8, 2x, last vs. Ole Miss, 2/25/21
Reb	12 at Vanderbilt, 1/14/21
Off Reb	7 at Vanderbilt, 1/14/21
Blk	3, 3x, last vs. Vanderbilt, 2/17/20
Stl	4, 2x, last vs. Georgia, 3/6/20
Asst	4, 3x, last vs. Tennessee, 3/6/21
Min	29 vs. Tennessee, 1/14/18

SEC Career Highs

Pts	22 at Vanderbilt, 1/18/18
FG	11 at Vanderbilt, 1/18/18
FGA	12 at Vanderbilt, 1/18/18
FT	6 vs. Ole Miss, 2/25/21
FTA	8 vs. Ole Miss, 2/25/21
Reb	12 at Vanderbilt, 1/14/21
Off Reb	7 at Vanderbilt, 1/14/21
Blk	3, 2x, last vs. Vanderbilt, 2/17/20
Stl	3, 2x, last at Florida, 2/27/20
Asst	3 at LSU, 1/24/21
Min	29 vs. Tennessee, 1/14/18

NCAA Tournament Career Highs

Pts	7 vs. Buffalo, 3/24/18
FG	3 vs. Buffalo, 3/24/18
FGA	5 vs. Buffalo, 3/24/18
FT	2 vs. UConn, 3/26/18
FTA	2, 3x, last vs. Belmont, 3/22/19
Reb	4 vs. Baylor, 3/30/19
Off Reb	3 vs. Baylor, 3/30/19
Blk	3 vs. Baylor, 3/30/19
Stl	2 vs. North Carolina A&T, 3/16/18
Asst	3 vs. Buffalo, 3/24/18
Min	17 vs. UConn, 3/26/18

CAREER NCAA TOURNAMENT GAME-BY-GAME

Date	Opponent	GS	MIN	FG-A	3FG-A	FT-A	Reb	PF	A	TO	B	S	TP
3/16/18	NC A&T		11	0-1	0-0	0-0	1	2	1	1	0	0	2
3/18/18	Virginia		5	0-0	0-0	1-2	2	3	0	0	0	0	1
3/24/18	vs. Buffalo		15	3-5	0-0	1-1	1	2	3	2	0	0	7
3/26/18	vs. #1/1 UConn		17	1-2	0-0	2-2	2	3	1	2	0	0	4
3/22/19	Belmont		7	0-1	0-0	0-2	2	1	1	0	0	0	0
3/30/19	vs. #1/1 Baylor		15	2-4	0-0	0-0	4	2	0	1	3	0	4
Totals			70	6-13	0-0	4-7	12	13	6	6	3	2	16
			11.6	.461	.000	.571	2.0						2.7

GRISSETT 2020-21 GAME-BY-GAME

Opponent	Date	gs	min	Total		3-Pointers		Free throws		Rebounds				pf	a	t/o	blk	stl	pts	avg
				fg-fga	pct	3fg-fga	pct	ft-fa	pct	off	def	tot	avg							
COL. OF CHARLESTON	11/25/20	16	5-6	.833	0-0	.000	3-4	.750	5	5	10	10.0	2	3	1	2	1	13	13.0	
vs South Dakota	11/28/20	14	3-3	1.000	0-0	.000	2-3	.667	3	2	5	7.5	2	1	0	0	1	8	10.5	
vs #21/20 Gonzaga	11/29/20	19	1-4	.250	0-0	.000	0-4	.000	1	1	2	5.7	3	1	0	1	2	2	7.7	
#8/6 NC STATE	12/03/20	21	4-4	1.000	0-0	.000	0-4	.000	1	2	3	5.0	5	0	1	0	0	8	7.8	
TEMPLE	12/17/20	21	3-4	.750	0-0	.000	1-2	.500	3	4	7	5.4	0	3	1	0	0	7	7.6	
FLORIDA	12/31/20	12	2-4	.500	0-0	.000	0-0	.000	1	1	2	4.8	1	0	1	0	0	4	7.0	
at Alabama	01/04/21	25	3-5	.600	0-1	.000	2-7	.286	3	1	4	4.7	2	2	2	1	0	8	7.1	
at #10/8 Kentucky	01/10/21	19	2-3	.667	0-0	.000	0-0	.000	2	1	3	4.5	2	0	3	2	0	4	6.8	
at Vanderbilt	01/14/21	17	3-8	.375	0-0	.000	1-1	1.000	7	5	12	5.3	4	0	3	1	0	7	6.8	
#15/16 ARKANSAS	01/18/21	18	2-6	.333	0-0	.000	3-4	.750	5	3	8	5.6	2	0	3	0	0	7	6.8	
#22/23 GEORGIA	01/21/21	18	2-6	.333	0-0	.000	1-4	.250	0	0	0	5.1	1	1	3	0	0	5	6.6	
at LSU	01/24/21	18	4-6	.667	0-0	.000	0-0	.000	3	0	3	4.9	1	3	2	0	0	8	6.8	
at #21/19 Mississippi State	01/28/21	24	3-6	.500	0-0	.000	5-6	.833	3	2	5	4.9	1	1	0	0	1	11	7.1	
ALABAMA	01/31/21	16	2-5	.400	0-0	.000	2-2	1.000	1	3	4	4.9	3	0	2	1	1	6	7.0	
at Auburn	02/04/21	14	4-8	.500	0-0	.000	2-2	1.000	4	0	4	4.8	1	0	4	1	0	10	7.2	
at #2/5 UConn	02/08/21	12	1-3	.333	0-0	.000	1-2	.500	1	2	3	4.7	2	0	1	1	0	3	6.9	
MISSOURI	02/11/21	22	4-6	.667	1-1	1.000	0-0	.000	1	0	1	4.5	3	2	0	2	1	9	7.1	
LSU	02/14/21	20	0-2	.000	0-0	.000	0-0	.000	1	3	4	4.4	2	1	2	0	1	0	6.7	
at #21/21 Tennessee	02/18/21	20	1-4	.250	0-0	.000	0-0	.000	1	0	1	4.3	3	0	0	0	2	2	6.4	
#17/17 KENTUCKY	02/21/21	* 25	5-11	.455	0-0	.000	3-4	.750	4	2	6	4.4	2	1	0	2	0	13	6.8	
OLE MISS	02/25/21	24	3-6	.500	0-0	.000	6-8	.750	0	5	5	4.4	2	2	2	1	1	12	7.0	
at #3/3 Texas A&M	02/28/21	22	2-4	.500	0-0	.000	1-2	.500	3	0	3	4.3	4	0	0	0	0	5	6.9	
vs Alabama	03/05/21	24	3-8	.375	0-0	.000	0-0	.000	1	1	2	4.2	2	1	2	0	1	6	6.9	
vs #14/16 Tennessee	03/06/21	19	4-9	.444	0-1	.000	0-0	.000	1	3	4	4.2	3	4	1	0	1	8	6.9	
vs #16/21 Georgia	03/07/21	19	1-3	.333	0-0	.000	0-0	.000	2	2	4	4.2	2	0	4	1	1	2	6.7	
Totals		1	479	67-134	.500	1-3	.333	33-59	.559	57	48	105	4.2	55	26	38	16	14	168	6.7

Games played: 25
 Minutes/game: 19.2
 Points/game: 6.7
 FG Pct: 50.0
 3FG Pct: 33.3
 FT Pct: 55.9

Rebounds/game: 4.2
 Assists/game: 1.0
 Turnovers/game: 1.5
 Assist/turnover ratio: 0.7
 Steals/game: 0.6
 Blocks/game: 0.6

GRISSETT 2019-20 GAME-BY-GAME

Opponent	Date	gs	min	Total		3-Pointers		Free throws		Rebounds				pf	a	t/o	blk	stl	pts	avg
				fg-fga	pct	3fg-fga	pct	ft-fa	pct	off	def	tot	avg							
ALABAMA STATE	11/05/19	22	5-6	.833	0-0	.000	0-2	.000	5	2	7	7.0	3	1	0	1	2	10	10.0	
at #4/5 Maryland	11/10/19	12	1-1	1.000	0-0	.000	1-2	.500	4	0	4	5.5	3	0	1	0	0	3	6.5	
at Dayton	11/13/19	21	1-3	.333	0-0	.000	0-0	.000	2	5	7	6.0	1	2	3	2	0	2	5.0	
APPALACHIAN STATE	11/17/19	22	1-6	.167	0-0	.000	1-2	.500	2	3	5	5.8	3	4	1	0	1	3	4.5	
USC UPSTATE	11/21/19	19	2-3	.667	0-1	.000	3-3	1.000	2	1	3	5.2	1	2	0	1	2	7	5.0	
at Clemson	11/24/19	17	3-6	.500	0-0	.000	0-1	.000	2	3	5	5.2	1	1	2	3	2	6	5.2	
vs #17/23 Indiana	11/28/19	6	0-0	.000	0-0	.000	1-2	.500	2	0	2	4.7	1	0	0	0	0	1	4.6	
vs Washington State	11/29/19	17	2-5	.400	0-0	.000	0-0	.000	2	3	5	4.8	1	0	0	1	2	4	4.5	
vs #2/2 Baylor	11/30/19	15	0-0	.000	0-0	.000	1-2	.500	1	1	2	4.4	2	1	1	0	0	1	4.1	
at Temple	12/07/19	16	0-1	.000	0-0	.000	0-0	.000	1	2	3	4.3	1	2	1	0	1	0	3.7	
PURDUE	12/15/19	19	5-8	.625	0-0	.000	1-3	.333	5	3	8	4.6	1	1	1	2	1	11	4.4	
DUKE	12/19/19	15	4-4	1.000	0-0	.000	4-4	1.000	0	3	3	4.5	4	1	1	1	2	12	5.0	
#25/21 SOUTH DAKOTA	12/22/19	24	6-10	.600	0-1	.000	5-7	.714	5	1	6	4.6	2	1	3	0	1	17	5.9	
#13/13 KENTUCKY	01/02/20	15	2-2	1.000	0-0	.000	4-4	1.000	1	2	3	4.5	3	0	0	0	0	8	6.1	
at Alabama	01/05/20	15	0-3	.000	0-0	.000	0-0	.000	2	1	3	4.4	2	2	1	0	0	0	5.7	
#21/21 ARKANSAS	01/09/20	15	2-2	1.000	0-0	.000	4-4	1.000	3	1	4	4.4	1	1	1	0	0	8	5.8	
at Vanderbilt	01/12/20	20	3-4	.750	0-0	.000	1-1	1.000	1	3	4	4.4	0	1	3	3	0	7	5.9	
at Mizzou	01/16/20	19	0-1	.000	0-0	.000	5-6	.833	2	6	8	4.6	2	2	0	0	0	5	5.8	
#9/9 MISSISSIPPI ST	01/20/20	11	2-4	.500	0-0	.000	0-2	.000	2	0	2	4.4	1	0	0	1	0	4	5.7	
at Georgia	01/26/20	16	4-4	1.000	0-0	.000	3-3	1.000	2	1	3	4.4	1	2	2	0	2	11	6.0	
at Ole Miss	01/30/20	23	3-6	.500	0-0	.000	1-1	1.000	3	1	4	4.3	1	1	2	0	0	7	6.0	
#22/22 TENNESSEE	02/02/20	15	1-2	.500	0-0	.000	1-1	1.000	4	0	4	4.3	1	0	1	1	0	3	5.9	
at #25/- Arkansas	02/06/20	13	1-2	.500	0-0	.000	0-0	.000	0	0	0	4.1	1	0	1	0	0	2	5.7	
#5/6 UCONN	02/10/20	6	1-1	1.000	0-0	.000	0-0	.000	0	0	0	4.0	0	0	0	0	1	2	5.6	
AUBURN	02/13/20	21	5-6	.833	0-0	.000	1-1	1.000	3	1	4	4.0	1	1	2	0	0	11	5.8	
VANDERBILT	02/17/20	22	6-7	.857	0-0	.000	2-3	.667	0	2	2	3.9	1	1	2	3	1	14	6.1	
LSU	02/20/20	17	1-2	.500	0-0	.000	2-2	1.000	1	1	2	3.8	2	2	2	0	1	4	6.0	
at #14/16 Kentucky	02/23/20	19	5-7	.714	0-0	.000	0-0	.000	3	1	4	3.8	2	1	0	0	1	10	6.2	
at Florida	02/27/20	17	4-4	1.000	0-0	.000	2-2	1.000	1	1	2	3.8	0	2	1	0	3	10	6.3	
#12/14 TEXAS A&M	03/01/20	15	1-3	.333	0-0	.000	2-2	1.000	1	1	2	3.7	1	0	1	0	1	4	6.2	
vs Georgia	03/06/20	20	6-6	1.000	0-0	.000	0-1	.000	0	1	1	3.6	1	2	1	1	4	12	6.4	
vs #25/- Arkansas	03/07/20	20	2-6	.333	0-0	.000	0-0	.000	6	2	8	3.8	1	4	0	0	0	4	6.3	
vs #9/9 Mississippi St	03/08/20	16	3-6	.500	0-0	.000	1-2	.500	1	5	6	3.8	1	2	0	2	2	7	6.4	
Totals		0	560	82-131	.626	0-2	.000	46-63	.730	69	57	126	3.8	47	40	34	23	30	210	6.4

Games played: 33
 Minutes/game: 17.0
 Points/game: 6.4
 FG Pct: 62.6
 3FG Pct: 0.0
 FT Pct: 73.0

Rebounds/game: 3.8
 Assists/game: 1.2
 Turnovers/game: 1.0
 Assist/turnover ratio: 1.2
 Steals/game: 0.9
 Blocks/game: 0.7

GRISSETT 2018-19 GAME-BY-GAME

Opponent	Date	gs	min	Total		3-Pointers		Free throws		Rebounds				pf	a	t/o	blk	stl	pts	avg
				fg-fga	pct	3fg-fga	pct	ft-fa	pct	off	def	tot	avg							
at Alabama State	11/11/18	19	19	2-7	.286	0-0	.000	0-4	.000	2	0	2	2.0	2	3	0	2	2	4	4.0
CLEMSON	11/15/18	9	3-3	1.000	0-0	.000	2-2	1.000	1	2	3	2.5	2	0	1	0	2	8	6.0	
#9/10 MARYLAND	11/18/18	22	3-5	.600	0-0	.000	0-0	.000	4	2	6	3.7	3	0	1	1	0	6	6.0	
vs ETSU	11/22/18	17	2-3	.667	0-0	.000	2-2	1.000	2	2	4	3.8	0	2	2	1	3	6	6.0	
vs #9/8 Oregon State	11/23/18	24	2-3	.667	0-0	.000	0-4	.000	1	2	3	3.6	1	0	1	2	0	4	5.6	
vs Drake	11/24/18	21	2-3	.667	0-0	.000	4-4	1.000	2	2	4	3.7	3	0	1	0	0	8	6.0	
DAYTON	11/28/18	* 23	2-3	.667	0-0	.000	4-6	.667	2	7	9	4.4	2	0	0	0	1	8	6.3	
#4/5 BAYLOR	12/02/18	* 16	4-6	.667	0-0	.000	3-4	.750	4	6	10	5.1	4	1	2	1	0	11	6.9	
APPALACHIAN STATE	12/05/18	14	4-7	.571	0-0	.000	1-2	.500	4	3	7	5.3	2	1	3	1	0	9	7.1	
at Purdue	12/16/18	12	1-3	.333	0-0	.000	0-0	.000	2	2	4	5.2	0	0	1	0	0	2	6.6	
TEMPLE	12/21/18	11	1-2	.500	0-0	.000	2-2	1.000	3	5	8	5.5	1	0	1	0	0	4	6.4	
FURMAN	12/30/18	20	2-4	.500	0-0	.000	1-2	.500	3	2	5	5.4	3	0	1	1	0	5	6.3	
at #21/21 Texas A&M	01/03/19	5	0-0	.000	0-0	.000	0-0	.000	0	3	3	5.2	0	0	0	1	0	0	5.8	
ALABAMA	01/06/19	3	1-1	1.000	0-0	.000	0-0	.000	1	2	3	5.1	2	0	2	1	0	2	5.5	
FLORIDA	01/10/19	14	3-5	.600	0-0	.000	1-2	.500	3	6	9	5.3	2	0	0	1	2	7	5.6	
at LSU	01/13/19	14	2-2	1.000	0-0	.000	1-2	.500	3	6	9	5.6	2	0	3	0	0	5	5.6	
at #7/6 Mississippi State	01/17/19	25	2-2	1.000	0-0	.000	0-0	.000	3	1	4	5.5	4	0	1	0	0	4	5.5	
#25/- MISSOURI	01/21/19	13	2-3	.667	0-0	.000	1-2	.500	4	1	5	5.4	5	1	1	0	0	5	5.4	
VANDERBILT	01/28/19	5	0-1	.000	0-0	.000	0-0	.000	2	1	3	5.3	1	0	3	0	1	0	5.2	
at #19/15 Kentucky	01/31/19	7	0-0	.000	0-0	.000	0-0	.000	0	0	0	5.1	2	0	2	0	0	0	4.9	
at Arkansas	02/03/19	3	0-0	.000	0-0	.000	0-0	.000	0	1	1	4.9	0	0	0	1	0	0	4.7	
OLE MISS	02/07/19	12	1-4	.250	0-0	.000	2-4	.500	5	1	6	4.9	3	0	2	0	0	4	4.6	
at #4/5 UConn	02/11/19	8	0-0	.000	0-0	.000	0-0	.000	2	1	3	4.8	1	0	1	1	0	0	4.4	
GEORGIA	02/14/19	3	0-0	.000	0-0	.000	0-0	.000	1	0	1	4.7	1	0	1	0	0	0	4.3	
at Florida	02/17/19	5	0-0	.000	0-0	.000	0-0	.000	0	2	2	4.6	1	0	1	0	0	0	4.1	
#16/17 KENTUCKY	02/21/19	3	0-0	.000	0-0	.000	0-0	.000	0	0	0	4.4	2	0	1	0	0	0	3.9	
at Tennessee	02/24/19	dnp	-	-	-	-	-	-	-	-	-	-	-	-	-	-	-	-	-	
at Auburn	02/28/19	2	0-0	.000	0-0	.000	0-0	.000	0	1	1	4.3	0	0	0	0	0	0	3.8	
#5/5 MISSISSIPPI ST	03/03/19	10	0-0	.000	0-0	.000	0-0	.000	0	1	1	4.1	4	0	0	0	0	0	3.6	
vs Arkansas	03/08/19	6	0-1	.000	0-0	.000	0-0	.000	0	1	1	4.0	5	0	0	0	0	0	3.5	
BELMONT	03/22/19	7	0-1	.000	0-0	.000	0-2	.000	2	0	2	4.0	1	1	0	0	0	0	3.4	
#25/22 FLORIDA STATE	03/24/19	dnp	-	-	-	-	-	-	-	-	-	-	-	-	-	-	-	-	-	
vs #1/1 Baylor	03/30/19	15	2-4	.500	0-0	.000	0-0	.000	3	1	4	4.0	2	0	1	3	0	4	3.4	
Totals		2	368	41-73	.562	0-0	.000	24-44	.545	59	64	123	4.0	61	9	33	17	11	106	3.4

Games played: 31
 Minutes/game: 11.9
 Points/game: 3.4
 FG Pct: 56.2
 FT Pct: 54.5

Rebounds/game: 4.0
 Assists/game: 0.3
 Turnovers/game: 1.1
 Assist/turnover ratio: 0.3
 Steals/game: 0.4
 Blocks/game: 0.5

GRISSETT 2017-18 GAME-BY-GAME

Opponent	Date	gs	min	Total		3-Pointers		Free throws		Rebounds				pf	a	t/o	blk	stl	pts	avg
				fg-fga	pct	3fg-fga	pct	ft-fa	pct	off	def	tot	avg							
ALABAMA STATE	11/10/17	16	1-2	.500	0-0	.000	4-7	.571	2	3	5	5.0	4	0	3	0	4	6	6.0	
at #15/13 Maryland	11/13/17	5	0-1	.000	0-0	.000	0-0	.000	0	0	0	2.5	2	1	1	0	0	0	3.0	
at Clemson	11/16/17	15	5-8	.625	0-0	.000	0-0	.000	5	3	8	4.3	3	1	1	0	0	10	5.3	
WOFFORD	11/19/17	12	3-5	.600	0-0	.000	2-4	.500	2	1	3	4.0	3	0	2	0	0	8	6.0	
vs Rutgers	11/24/17	5	0-1	.000	0-0	.000	0-0	.000	0	2	2	3.6	2	0	2	0	1	0	4.8	
vs St. John's	11/25/17	6	0-0	.000	0-0	.000	3-4	.750	0	1	1	3.2	1	0	1	0	0	3	4.5	
vs #6/6 Notre Dame	11/26/17	8	2-5	.400	0-0	.000	0-0	.000	1	1	2	3.0	1	0	0	1	1	4	4.4	
WESTERN CAROLINA	11/30/17	14	1-2	.500	0-0	.000	2-2	1.000	0	0	0	2.6	1	0	1	0	1	4	4.4	
#14/16 DUKE	12/03/17	4	2-2	1.000	0-0	.000	0-0	.000	0	0	0	2.3	1	0	0	0	0	4	4.3	
COLL. OF CHARLESTON	12/05/17	14	4-5	.800	0-0	.000	2-8	.250	2	4	6	2.7	0	3	0	0	2	10	4.9	
SAVANNAH STATE	12/17/17	* 22	3-4	.750	0-0	.000	2-5	.400	2	4	6	3.0	2	3	1	1	0	8	5.2	
at Temple	12/21/17	17	1-5	.200	0-0	.000	0-3	.000	1	2	3	3.0	2	0	2	0	1	2	4.9	
#22/21 TEXAS A&M	12/31/17	12	0-0	.000	0-0	.000	0-0	.000	1	1	2	2.9	4	0	2	1	1	0	4.5	
at Ole Miss	01/04/18	8	0-2	.000	0-0	.000	0-0	.000	0	0	0	2.7	2	0	0	0	0	0	4.2	
at #15/15 Missouri	01/07/18	15	0-3	.000	0-0	.000	3-4	.750	0	4	4	2.8	1	0	2	0	1	3	4.1	
AUBURN	01/11/18	11	0-1	.000	0-0	.000	3-4	.750	2	1	3	2.8	2	0	2	0	0	3	4.1	
#6/6 TENNESSEE	01/14/18	29	4-5	.800	0-0	.000	2-4	.500	5	3	8	3.1	3	0	0	1	10	4.4		
at Vanderbilt	01/18/18	* 27	11-12	.917	0-0	.000	0-1	.000	3	6	9	3.4	4	0	2	0	0	22	5.4	
at Kentucky	01/21/18	* 26	0-3	.000	0-0	.000	1-2	.500	2	4	6	3.6	4	1	3	2	1	1	5.2	
ARKANSAS	01/25/18	19	1-5	.200	0-0	.000	3-5	.600	3	4	7	3.8	3	2	1	0	3	5	5.2	
#11/11 MISSOURI	01/28/18	10	0-1	.000	0-0	.000	0-0	.000	0	2	2	3.7	1	0	0	0	0	0	4.9	
#1/1 UCONN	02/01/18	18	3-10	.300	0-0	.000	2-2	1.000	3	2	5	3.7	4	0	2	0	1	8	5.0	
at #2/2 Mississippi State	02/05/18	5	0-1	.000	0-0	.000	0-0	.000	1	0	1	3.6	3	0	2	0	0	0	4.8	
at Alabama	02/08/18	10	1-1	1.000	0-0	.000	1-2	.500	1	1	2	3.5	2	0	0	0	0	3	4.8	
FLORIDA	02/11/18	15	0-4	.000	0-0	.000	1-2	.500	3	2	5	3.6	1	0	2	1	1	1	4.6	
at #20/19 Georgia	02/15/18	9	0-3	.000	0-0	.000	1-2	.500	2	4	6	3.7	3	0	0	0	0	1	4.5	
KENTUCKY	02/18/18	19	2-6	.333	0-0	.000	2-2	1.000	2	2	4	3.7	3	0	2	0	0	6	4.5	
#24/- LSU	02/22/18	7	2-3	.667	0-0	.000	0-0	.000	3	2	5	3.8	3	0	1	1	1	4	4.5	
at #15/14 Tennessee	02/25/18	12	2-3	.667	0-0	.000	0-0	.000	1	2	3	3.7	3	0	4	0	2	4	4.5	
vs #12/12 Tennessee	03/02/18	17	2-4	.500	0-0	.000	1-2	.500	1	8	9	3.9	2	2	7	0	0	5	4.5	
vs #19/18 Georgia	03/03/18	18	2-4	.500	0-0	.000	0-0	.000	1	4	5	3.9	2	0	1	0	0	4	4.5	
vs #2/2 Mississippi State	03/04/18	4	0-0	.000	0-0	.000	0-0	.000	1	1	2	3.9	2	0	1	0	0	0	4.3	
NORTH CAROLINA A&T	03/16/18	11	0-1	.000	0-0	.000	0-0	.000	1	0	1	3.8	2	1	1	0	2	0	4.2	
VIRGINIA	03/18/18	5	0-0	.000	0-0	.000	1-2	.500	2	1	3	3.8	3	0	0	0	0	1	4.1	
vs Buffalo	03/24/18	15	3-5	.600	0-0	.000	1-1	1.000	1	2	3	3.7	2	3	2	0	0	7	4.2	
vs #1/1 UConn	03/26/18	17	1-2	.500	0-0	.000	2-2	1.000	2	0	2	3.7	3	1	2	0	0	4	4.2	
Totals		3	477	56-119	.471	0-0	.000	39-70	.557	56	77	133	3.7	84	18	53	7	24	151	4.2

Games played: 36
 Minutes/game: 13.3
 Points/game: 4.2
 FG Pct: 47.1
 FT Pct: 55.7

Rebounds/game: 3.7
 Assists/game: 0.5
 Turnovers/game: 1.5
 Assist/turnover ratio: 0.3
 Steals/game: 0.7
 Blocks/game: 0.2



DESTANNI HENDERSON

5-7 • Jr. • Guard • Fort Myers, Fla.

3

Career Stats at South Carolina

Season	gp-gs	min/avg	fg-fga	pct	3fg-fga	pct	ft-fa	pct	off	def	tot	avg	pf	fo	ast	to	blk	stl	pts	avg
2018-19	31-9	485/15.6	58-157	.369	29-78	.372	24-34	.706	14	35	49	1.6	30	0	40	40	2	16	169	5.5
2019-20	33-0	774/23.5	104-250	.416	32-99	.323	41-63	.651	20	75	95	2.9	28	0	93	63	2	41	281	8.5
2020-21	26-26	879/33.8	124-281	.441	35-82	.427	44-59	.746	23	106	129	5.0	28	0	135	74	5	30	327	12.6
TOTAL	90-35	2138/23.8	286-688	.416	96-259	.371	109-156	.699	57	216	273	3.0	86	0	268	177	9	87	777	8.6

Career Notables

- Was been a spark of energy off the bench through her first two seasons, playing both guard positions, and has settled into the starting point guard role as a junior
- Announced her readiness for an expanded role this season with a 2020 SEC Tournament performance that earned All-Tournament status (13.0 ppg, 4.7 apg)
- Rated No. 1 point guard and No. 9 overall recruit in Class of 2018; 2018 McDonald's All-America
- Helped high school team to three state championships while amassing 1,649 career points

Season Highlights

- Leads the SEC and ranks 27th in the nation in assists (5.2) ... leads SEC in league play as well (5.6)
- Team's second-leading scorer in the SEC Tournament (16.3 ppg) and rebounder (6.0 rpg) and shot 46.7 percent from 3-point range (7-of-15) to earn All-Tournament honors for the second-straight season
- Played all 40 minutes of the SEC Championship game against #16/21 Georgia (Mar. 7), scoring 12 of her 18 points in the second half and tying her career high with nine rebounds.
- Scored seven points during Carolina's 12-0 game opening run against Alabama (Mar. 5) in the SEC Tournament quarterfinals on her way to 18 points on 7-of-10 shooting, including 3-for-3 from beyond the arc
- Played all 40 minutes at #3/3 Texas A&M (Feb. 28), scoring eight of her team-high 15 points in the second quarter and hitting a fourth-quarter 3 that made it a three-point game with 3:00 to play ... dished out a game-high six assists
- Stopped a potential run by #17/17 Kentucky (Feb. 21) with a quick 5-0 run in the second quarter on her way to a 14-point performance, her fifth straight game in double figures
- Got off to a hot start against LSU (Feb. 14) scoring seven points in the first and tallying seven more in the third on her way to a game-high 19 points
- Exploded for a personal 7-0 run in the third quarter against Missouri (Feb. 11), pushing Carolina's lead to eight ... finished with 11 points and four steals, a new career high in SEC play
- Was lethally efficient with her distribution at Auburn (Feb. 4), dishing out nine assists with zero turnovers
- Came out hot against Alabama (Jan. 31), scoring eight of her 14 points and dishing out four of her game-high seven assists in the first quarter ... locked in from deep going 3-of-3 from beyond the arc
- Lit the fuse on the rally at LSU (Jan. 21) with seven points in the third and seven more in the fourth, including five straight to give the Gamecocks a lead they would not relinquish
- Notched the first double-double of her career with a 14-point 10-assist performance against #15/16 Arkansas (Jan. 18), dropping four dimes in the third quarter as the Gamecocks pulled away
- Great game management early at Vanderbilt (Jan. 14) with five points and four assists in the first quarter en route to third-straight double-digit scoring game and career-high tying nine assists
- Led the team in scoring for the second game in a row at #10/8 Kentucky (Jan. 10), pouring in a new SEC career-high 22 points, including eight straight in the fourth quarter to stretch a three-point lead to a nine-point advantage
- Took over in the second quarter at Alabama (Jan. 4), scoring the team's final six points of the half and hit a big 3 in the third quarter after Tide closed to within nine ... finished with a new career high in conference play with 20 points along with eight rebounds and five assists
- Made her presence felt away from the basket against Florida (Dec. 31), dishing out nine assists and pulling down seven rebounds
- Posted second-straight seven-assist outing against Temple (Dec. 17), finishing with no turnovers in her 25 minutes
- Controlled the game at #23/18 Iowa State (Dec. 6) early with a pair of late 3s and five assists in the first quarter alone to help establish a 10-point lead after the opening stanza
- Scored a career-high 23 points against #21/20 Gonzaga (Nov. 29), all in the second half, answering the bell every time the Zags tied or took a lead in the fourth quarter and hit four the team's six free throw attempts in the final minute to seal the victory and lock up Women's Bad Boy Mowers Crossover Classic MVP honors for herself
- Scored 10 of her 19 points in the third quarter against South Dakota (Nov. 28), tying the game high in both points and rebounds with nine

Awards

- 2x SEC All-Tournament Team (2021, 2020)
- 2021 The Dawn Staley Award Midseason Watch List
- 2020 Bad Boy Mowers Crossover Classic MVP
- 2019 SEC All-Freshman Team
- 2x SEC Winter Academic Honor Roll (2018-19, 2019-20)

High School

McDonald's All-America (2018)

USA Basketball

- 2016 FIBA U17 World Cup, bronze medal
- 2015 U16 National Team Trials

In the Record Book

Career

5th – Assists vs. SEC (160)

Season

- 3rd – Minutes played vs. SEC (551 in 2020-21)
- 4th – Assists vs. SEC (89 in 2020-21)

Miscellaneous

	Season	Career	Record
Double-Double	1	1	1-0
20+ Points	3	4	4-0
10+ Points	17	35	31-4
5+ Assists	14	21	18-3
5+ Steals	0	1	1-0
Tm-High Points	5	10	8-2
Tm-High Rebs.	1	2	2-0
Tm-High Assts.	19	27	23-4

Career Highs

Pts	23 vs. Gonzaga, 11/29/20
FG	8, 3x, last at Kentucky, 1/10/21
FGA	18 vs. Georgia, 3/7/21
3FG	5 vs. USC Upstate, 11/21/19
3FGA	9, 2x, last vs. Tennessee, 3/6/21
FT	10 vs. Gonzaga, 11/29/20
FTA	13 vs. Gonzaga, 11/29/20
Reb	9, 2x, last vs. Georgia, 3/7/21
Stl	5 at Temple, 12/7/19
Asst	10 vs. Arkansas, 1/18/21
Min	40, 2x, last vs. Georgia, 3/7/21

SEC Career Highs

Pts	22 at Kentucky, 1/10/21
FG	8 at Kentucky, 1/10/21
FGA	17 at Kentucky, 1/10/21
3FG	4 vs. Kentucky, 2/21/19
3FGA	7 at LSU, 1/24/21
FT	6, 2x, last at Kentucky, 1/10/21
FTA	7, 2x, last at Kentucky, 1/10/21
Reb	8, 2x, last at Kentucky, 1/10/21
Stl	4 vs. Missouri, 2/11/21
Asst	10 vs. Arkansas, 1/18/21
Min	40 at Texas A&M, 2/28/21

CAREER NCAA TOURNAMENT GAME-BY-GAME

Date	Opponent	GS	MIN	FG-A	3FG-A	FT-A	Reb	PF	A	TO	B	S	TP
3/22/19	Belmont	*	25	1-4	1-4	0-0	2	1	2	0	0	1	3
3/24/19	#25/22 Florida State	*	16	2-4	0-2	0-0	2	0	1	1	0	1	4
3/30/19	vs. #1/1 Baylor	*	15	1-6	0-2	0-0	4	0	1	1	0	0	4
Totals		3	56	4-14	1-8	0-0	8	1	4	2	0	2	11
			18.6	.285	.125	--	2.7		1.3			0.7	3.6

HENDERSON 2020-21 GAME-BY-GAME

Opponent	Date	gs	min	Total		3-Pointers		Free throws		Rebounds				pf	a	t/o	blk	stl	pts	avg	
				fg-fga	pct	3fg-fga	pct	ft-fa	pct	off	def	tot	avg								
COL. OF CHARLESTON	11/25/20	*	21	4-7	.571	0-1	.000	3-4	.750	1	5	6	6.0	2	5	2	1	4	11	11.0	
vs South Dakota	11/28/20	*	29	8-13	.615	1-3	.333	2-3	.667	0	9	9	7.5	1	3	2	0	0	19	15.0	
vs #21/20 Gonzaga	11/29/20	*	33	6-11	.545	1-3	.333	10-13	.769	1	2	3	6.0	2	2	2	0	0	23	17.7	
#8/6 NC STATE	12/03/20	*	35	1-13	.077	0-2	.000	0-0	.000	3	4	7	6.3	1	6	1	1	0	2	13.8	
at #23/18 Iowa State	12/06/20	*	38	4-7	.571	3-4	.750	1-2	.500	0	4	4	5.8	1	7	2	0	0	12	13.4	
TEMPLE	12/17/20	*	25	3-5	.600	2-3	.667	0-0	.000	0	3	3	5.3	0	7	0	0	1	8	12.5	
FLORIDA	12/31/20	*	38	1-7	.143	0-2	.000	0-0	.000	2	5	7	5.6	1	9	4	0	3	2	11.0	
at Alabama	01/04/21	*	34	7-16	.438	1-2	.500	5-6	.833	2	6	8	5.9	0	5	1	0	1	20	12.1	
at #10/8 Kentucky	01/10/21	*	38	8-17	.471	0-0	.000	6-7	.857	2	6	8	6.1	0	3	6	0	0	22	13.2	
at Vanderbilt	01/14/21	*	26	4-8	.500	1-3	.333	3-3	1.000	0	7	7	6.2	1	9	1	0	0	12	13.1	
#15/16 ARKANSAS	01/18/21	*	36	6-13	.462	2-2	1.000	0-0	.000	1	1	2	5.8	2	10	2	0	1	14	13.2	
#22/23 GEORGIA	01/21/21	*	30	1-6	.167	0-1	.000	0-0	.000	1	3	4	5.7	1	3	3	0	2	2	12.3	
at LSU	01/24/21	*	35	5-11	.455	2-7	.286	4-4	1.000	0	5	5	5.6	2	8	6	0	2	16	12.5	
at #21/19 Mississippi State	01/28/21	*	35	3-8	.375	0-4	.000	0-0	.000	1	3	4	5.5	0	2	2	0	1	6	12.1	
ALABAMA	01/31/21	*	35	5-8	.625	3-3	1.000	1-1	1.000	1	5	6	5.5	2	7	3	0	3	14	12.2	
at Auburn	02/04/21	*	25	2-4	.500	0-1	.000	0-0	.000	0	4	4	5.4	0	9	0	0	4	11.7		
at #2/5 UConn	02/08/21	*	38	5-17	.294	0-1	.000	1-5	.200	1	4	5	5.4	1	3	8	0	0	11	11.6	
MISSOURI	02/11/21	*	32	5-8	.625	1-2	.500	0-1	.000	2	2	4	5.3	1	3	1	0	4	11	11.6	
LSU	02/14/21	*	37	7-12	.583	3-6	.500	2-2	1.000	0	2	2	5.2	1	3	4	1	2	19	12.0	
at #21/21 Tennessee	02/18/21	*	40	6-12	.500	3-6	.500	0-0	.000	1	2	3	5.1	3	6	6	0	1	15	12.2	
#17/17 KENTUCKY	02/21/21	*	35	6-12	.500	2-4	.500	0-0	.000	0	2	2	4.9	2	2	3	0	0	14	12.2	
OLE MISS	02/25/21	*	35	2-7	.286	2-3	.667	0-0	.000	0	4	4	4.9	1	4	1	0	1	6	12.0	
at #3/3 Texas A&M	02/28/21	*	40	6-15	.400	1-4	.250	2-2	1.000	1	3	4	4.8	0	6	1	0	3	15	12.1	
vs Alabama	03/05/21	*	32	7-10	.700	3-3	1.000	1-2	.500	1	1	2	4.7	1	5	3	1	0	18	12.3	
vs #14/16 Tennessee	03/06/21	*	37	5-16	.313	3-9	.333	0-0	.000	1	6	7	4.8	2	5	5	0	1	13	12.4	
vs #16/21 Georgia	03/07/21	*	40	7-18	.389	1-3	.333	3-4	.750	1	8	9	5.0	0	3	5	1	0	18	12.6	
Totals			26	879	124-281	.441	35-82	.427	44-59	.746	23	106	129	5.0	28	135	74	5	30	327	12.6

Games played: 26
 Minutes/game: 33.8
 Points/game: 12.6
 FG Pct: 44.1
 3FG Pct: 42.7
 FT Pct: 74.6

Rebounds/game: 5.0
 Assists/game: 5.2
 Turnovers/game: 2.8
 Assist/turnover ratio: 1.8
 Steals/game: 1.2
 Blocks/game: 0.2

NCAA Tournament Career Highs

Pts	4 vs. Florida State, 3/24/19
FGM	2 vs. Florida State, 3/24/19
FGA	6 vs. Baylor, 3/30/19
3FGM	1 vs. Florida State, 3/24/19
3FGA	4 vs. Belmont, 3/22/19
Rebs	4 vs. Baylor, 3/30/19
Stl	1, 2x, last vs. Florida State, 3/24/19
Assts	2 vs. Belmont, 3/22/19
Min	25 vs. Belmont, 3/22/19

HENDERSON 2019-20 GAME-BY-GAME

Opponent	Date	gs	min	Total		3-Pointers		Free throws		Rebounds				pf	a	t/o	blk	stl	pts	avg
				fg-fga	pct	3fg-fga	pct	ft-fa	pct	off	def	tot	avg							
ALABAMA STATE	11/05/19	30	3-7	.429	2-3	.667	0-0	.000	1	1	2	2.0	2	4	1	0	3	8	8.0	
at #4/5 Maryland	11/10/19	21	2-6	.333	0-1	.000	0-0	.000	1	4	5	3.5	1	0	2	0	1	4	6.0	
at Dayton	11/13/19	22	1-7	.143	0-1	.000	3-4	.750	0	4	4	3.7	1	3	3	0	1	5	5.7	
APPALACHIAN STATE	11/17/19	27	6-8	.750	2-3	.667	2-2	1.000	0	1	1	3.0	0	3	3	2	3	16	8.3	
USC UPSTATE	11/21/19	23	5-8	.625	5-6	.833	0-0	.000	1	4	5	3.4	0	5	3	0	3	15	9.6	
at Clemson	11/24/19	25	4-8	.500	2-6	.333	0-0	.000	0	2	2	3.2	3	4	2	0	1	10	9.7	
vs #17/23 Indiana	11/28/19	20	1-7	.143	0-5	.000	0-0	.000	1	1	2	3.0	1	3	1	0	1	2	8.6	
vs Washington State	11/29/19	25	3-7	.429	1-2	.500	2-4	.500	0	1	1	2.8	0	1	1	0	0	9	8.6	
vs #2/2 Baylor	11/30/19	32	3-6	.500	1-2	.500	1-2	.500	1	4	5	3.0	2	2	5	0	2	8	8.6	
at Temple	12/07/19	26	4-12	.333	2-5	.400	2-2	1.000	0	4	4	3.1	0	1	1	0	5	12	8.9	
PURDUE	12/15/19	29	6-11	.545	0-1	.000	3-6	.500	2	4	6	3.4	0	1	3	0	2	15	9.5	
DUKE	12/19/19	25	1-7	.143	0-2	.000	3-4	.750	0	2	2	3.3	1	2	3	0	0	5	9.1	
#25/21 SOUTH DAKOTA	12/22/19	15	2-7	.286	1-4	.250	0-0	.000	2	1	3	3.2	1	0	1	0	1	5	8.8	
#13/13 KENTUCKY	01/02/20	23	1-4	.250	0-2	.000	2-4	.500	0	1	1	3.1	1	8	3	0	3	4	8.4	
at Alabama	01/05/20	24	5-7	.714	2-4	.500	5-6	.833	0	2	2	3.0	3	2	1	0	0	17	9.0	
#21/21 ARKANSAS	01/09/20	15	2-6	.333	1-3	.333	0-0	.000	0	1	1	2.9	1	1	3	0	0	5	8.8	
at Vanderbilt	01/12/20	27	3-9	.333	0-3	.000	0-0	.000	0	1	1	2.8	1	4	2	0	3	6	8.6	
at Mizzou	01/16/20	20	2-5	.400	1-2	.500	0-2	.000	0	3	3	2.8	2	1	2	0	0	5	8.4	
#9/9 MISSISSIPPI ST	01/20/20	16	1-3	.333	0-2	.000	0-1	.000	0	1	1	2.7	0	2	2	0	0	2	8.1	
at Georgia	01/26/20	29	5-9	.556	0-0	.000	4-6	.667	0	6	6	2.9	0	6	2	0	1	14	8.4	
at Ole Miss	01/30/20	21	3-4	.750	1-2	.500	2-2	1.000	0	2	2	2.8	1	3	2	0	0	9	8.4	
#22/22 TENNESSEE	02/02/20	21	4-8	.500	1-5	.200	3-5	.600	2	0	2	2.8	0	2	0	0	2	12	8.5	
at #25/- Arkansas	02/06/20	21	4-9	.444	1-4	.250	0-0	.000	2	4	6	2.9	2	4	0	0	0	9	8.6	
#5/6 UCONN	02/10/20	17	2-3	.667	2-2	1.000	0-0	.000	1	3	4	3.0	0	0	1	0	0	6	8.5	
AUBURN	02/13/20	25	1-9	.111	1-6	.167	0-0	.000	1	3	4	3.0	0	5	1	0	2	3	8.2	
VANDERBILT	02/17/20	31	5-12	.417	1-3	.333	1-1	1.000	1	6	7	3.2	0	6	1	0	2	12	8.4	
LSU	02/20/20	26	2-8	.250	1-4	.250	2-4	.500	0	2	2	3.1	1	0	1	0	2	7	8.3	
at #14/16 Kentucky	02/23/20	21	3-6	.500	0-0	.000	1-1	1.000	0	0	0	3.0	1	0	1	0	0	7	8.3	
at Florida	02/27/20	23	2-9	.222	0-2	.000	2-2	1.000	0	1	1	2.9	0	6	2	0	1	6	8.2	
#12/14 TEXAS A&M	03/01/20	21	2-6	.333	0-1	.000	0-0	.000	0	1	1	2.9	0	0	2	0	1	4	8.1	
vs Georgia	03/06/20	28	5-10	.500	0-1	.000	0-0	.000	2	2	4	2.9	1	7	2	0	0	10	8.1	
vs #25/- Arkansas	03/07/20	23	8-14	.571	4-9	.444	1-1	1.000	0	3	3	2.9	1	4	1	0	0	21	8.5	
vs #9/9 Mississippi St	03/08/20	22	3-8	.375	0-3	.000	2-4	.500	2	0	2	2.9	1	3	5	0	1	8	8.5	
Totals		0	774	104-250	.416	32-99	.323	41-63	.651	20	75	95	2.9	28	93	63	2	41	281	8.5

Games played: 33
 Minutes/game: 23.5
 Points/game: 8.5
 FG Pct: 41.6
 3FG Pct: 32.3
 FT Pct: 65.1

Rebounds/game: 2.9
 Assists/game: 2.8
 Turnovers/game: 1.9
 Assist/turnover ratio: 1.5
 Steals/game: 1.2
 Blocks/game: 0.1

HENDERSON 2018-19 GAME-BY-GAME

Opponent	Date	gs	min	Total		3-Pointers		Free throws		Rebounds				pf	a	t/o	blk	stl	pts	avg	
				fg-fga	pct	3fg-fga	pct	f-fta	pct	off	def	tot	avg								
at Alabama State	11/11/18		22	4-7	.571	4-7	.571	1-2	.500	0	1	1	1.0	1	1	2	0	2	13	13.0	
CLEMSON	11/15/18		10	0-2	.000	0-2	.000	0-0	.000	0	0	0	0.5	0	1	2	0	0	0	6.5	
#9/10 MARYLAND	11/18/18		12	1-5	.200	0-1	.000	0-0	.000	0	0	0	0.3	0	1	0	0	0	2	5.0	
vs ETSU	11/22/18		17	1-5	.200	1-1	1.000	2-2	1.000	0	0	0	0.3	3	0	2	0	0	5	5.0	
vs #9/8 Oregon State	11/23/18		16	2-8	.250	1-2	.500	0-0	.000	1	0	1	0.4	1	0	1	0	1	5	5.0	
vs Drake	11/24/18		7	0-3	.000	0-2	.000	0-0	.000	0	0	0	0.3	0	1	1	0	1	0	4.2	
DAYTON	11/28/18		5	0-0	.000	0-0	.000	1-2	.500	0	0	0	0.3	1	0	0	0	0	1	3.7	
#4/5 BAYLOR	12/02/18		13	1-5	.200	1-2	.500	1-2	.500	1	0	1	0.4	0	1	1	0	0	4	3.8	
APPALACHIAN STATE	12/05/18		14	1-4	.250	1-2	.500	0	0	1	1	0.4	4	2	3	0	1	4	3.8		
at Purdue	12/16/18	*	10	0-1	.000	0-0	.000	0-0	.000	0	0	0	0.4	1	0	1	0	0	0	3.4	
TEMPLE	12/21/18	*	18	2-4	.500	2-3	.667	0-0	.000	1	1	2	0.5	1	3	3	1	1	6	3.6	
FURMAN	12/30/18	*	22	3-8	.375	2-5	.400	2-2	1.000	1	2	3	0.8	2	3	0	0	1	10	4.2	
at #21/21 Texas A&M	01/03/19	*	29	2-10	.200	1-5	.200	0-0	.000	0	2	2	0.8	1	1	0	0	1	5	4.2	
ALABAMA	01/06/19	*	18	4-6	.667	1-3	.333	2-2	1.000	1	0	1	0.9	1	1	1	0	0	11	4.7	
FLORIDA	01/10/19		14	1-5	.200	1-2	.500	0-0	.000	0	1	1	0.9	2	0	1	0	0	3	4.6	
at LSU	01/13/19		18	1-5	.200	0-3	.000	0-0	.000	0	1	1	0.9	1	1	1	0	0	2	4.4	
at #7/6 Mississippi State	01/17/19	dnp		-	-	-	-	-	-	-	-	-	-	-	-	-	-	-	-	-	
#25/- MISSOURI	01/21/19		9	2-4	.500	0-1	.000	0-0	.000	0	0	0	0.8	0	0	1	0	0	4	4.4	
VANDERBILT	01/28/19		9	1-5	.200	0-1	.000	0-0	.000	1	0	1	0.8	0	0	1	0	0	2	4.3	
at #19/15 Kentucky	01/31/19	dnp		-	-	-	-	-	-	-	-	-	-	-	-	-	-	-	-	-	
at Arkansas	02/03/19		23	7-11	.636	3-6	.500	2-3	.667	2	2	4	1.0	1	2	1	0	0	19	5.1	
OLE MISS	02/07/19		28	4-6	.667	3-5	.600	1-2	.500	0	5	5	1.2	0	5	1	0	2	12	5.4	
at #4/5 UConn	02/11/19		14	1-4	.250	0-2	.000	0-0	.000	0	0	0	1.1	3	1	2	0	0	2	5.2	
GEORGIA	02/14/19		22	4-9	.444	0-1	.000	6-7	.857	0	3	3	1.2	2	4	2	1	2	14	5.6	
at Florida	02/17/19	*	30	6-8	.750	3-5	.600	3-4	.750	0	4	4	1.3	0	4	1	0	1	18	6.2	
#16/17 KENTUCKY	02/21/19		27	4-8	.500	4-5	.800	0-0	.000	1	5	6	1.5	3	3	6	0	1	12	6.4	
at Tennessee	02/24/19		2	0-0	.000	0-0	.000	0-0	.000	0	0	0	1.5	0	0	0	0	0	0	6.2	
at Auburn	02/28/19		5	0-1	.000	0-0	.000	1-2	.500	1	0	1	1.5	1	0	2	0	0	1	6.0	
#5/5 MISSISSIPPI ST	03/03/19		7	1-5	.200	0-1	.000	0-0	.000	0	0	0	1.4	0	0	1	0	0	2	5.8	
vs Arkansas	03/08/19		8	1-4	.250	0-3	.000	1-2	.500	1	2	3	1.5	0	1	1	0	0	3	5.7	
BELMONT	03/22/19	*	25	1-4	.250	1-4	.250	0-0	.000	1	1	2	1.5	1	2	0	0	1	3	5.6	
#25/22 FLORIDA STATE	03/24/19	*	16	2-4	.500	0-2	.000	0-0	.000	0	2	2	1.5	0	1	1	0	1	4	5.6	
vs #1/1 Baylor	03/30/19	*	15	1-6	.167	0-2	.000	0-0	.000	2	2	4	1.6	0	1	1	0	0	2	5.5	
Totals			9	485	58-157	.369	29-78	.372	24-34	.706	14	35	49	1.6	30	40	40	2	16	169	5.5

Games played: 31
 Minutes/game: 15.6
 Points/game: 5.5
 FG Pct: 36.9
 3FG Pct: 37.2
 FT Pct: 70.6

Rebounds/game: 1.6
 Assists/game: 1.3
 Turnovers/game: 1.3
 Assist/turnover ratio: 1.0
 Steals/game: 0.5
 Blocks/game: 0.1



DESTINY LITTLETON

5-9 • Jr. • Guard • San Diego, Calif.

11

Career Stats at South Carolina

Season	gp-gs	min/avg	fg-fga	pct	3fg-fga	pct	ft-fa	pct	off	def	tot	avg	pf	fo	ast	to	blk	stl	pts	avg
2020-21	23-0	256/11.1	16-45	.356	8-26	.308	19-24	.792	5	50	55	2.4	13	0	18	9	1	9	59	2.6
TOTAL	23-0	256/11.1	16-45	.356	8-26	.308	19-24	.792	5	50	55	2.4	13	0	18	9	1	9	59	2.6

Career Notables

- Sat out last season due to NCAA transfer rules, taking advantage of that time to have a procedure done to alleviate chronic issues in both ankles
- Spent two seasons at Texas, helping Longhorns to a pair of NCAA Tournament appearances, including a spot in the 2018 Sweet 16
- Played in all 33 games her redshirt-freshman season (2018-19), starting 12 and playing the third-most minutes on the team
- Ranked No. 33 overall in the Class of 2017
- Named McDonald's All-American (2017) and earned California Ms. Basketball honors

Season Highlights

- Has played in 23 games ... was unavailable vs. Florida (Dec. 31) and at Alabama (Jan. 4) ... made her SEC debut at #10/8 Kentucky (Jan. 10)
- Played in all three SEC Tournament games
- Hit a 3 to spark an 8-0 run late in the second quarter against Missouri (Feb. 11) to help Gamecocks go into halftime tied
- Played a SEC career-best 23 minutes against Alabama (Jan. 31), including 11 crucial first-half minutes during which she added four of her SEC-high tying eight points
- Solid play against #15/16 Arkansas (Jan. 21), hitting a 3 late in the second quarter to help Gamecocks keep the lead going into halftime and grabbing four of her five rebounds in the fourth quarter to help keep the Razorbacks at bay
- Saw her first extended minutes in SEC play at Vanderbilt (Jan. 14) where she poured in eight points off the bench, including a pair of 3s
- Was strong on the glass at #23/18 Iowa State (Dec. 6), grabbing six of her seven boards in the second quarter to help the Gamecocks out-rebound the Cyclones 17-6 in that period alone
- Made her Carolina debut against Charleston (Nov. 25), scoring seven points and pulling down eight rebounds

Awards

SEC First-Year Academic Honor Roll (2019-20)

High School

McDonald's All-America (2017)

USA Basketball

2017 FIBA U18 3x3 World Cup, gold medal

2015 FIBA U16 Americas Cup, bronze medal

Miscellaneous

	Season	Career	Record
20+ Points	0	1*	1-0
10+ Points	0	12*	9-3
5+ Assists	0	1*	1-0
Tm-High Points	0	3*	2-1
Tm-High Rebs.	0	3*	1-2
Tm-High Assts.	0	2*	2-0

* indicates includes games prior to transfer to South Carolina

Career Highs

Pts	22 vs. Northwestern State, 12/29/18*
FG	7 vs. UTSA, 11/28/18*
FGA	15 vs. UTSA, 11/28/18*
3FG	4 at West Virginia, 1/6/19*
3FGA	7 vs. UTSA, 11/28/18*
FT	11 vs. Northwestern State, 12/29/18*
FTA	11 vs. Northwestern State, 12/29/18*
Reb	8, 2x, last vs. College of Charleston, 11/25/20*
Stl	3, 2x, last at Oklahoma State, 2/12/19*
Asst	7 vs. Northwestern State, 12/29/18*
Min	34, 2x, last vs. Kansas State, 2/17/19*

SEC Career Highs

Pts	8, 2x, last vs. Alabama, 1/31/21
FG	2, 4x, last vs. Missouri, 2/11/21
FGA	5 at Vanderbilt, 1/14/21
3FG	2, 3x, last at Auburn, 2/4/21
3FGA	3, 2x, last vs. Arkansas, 1/18/21
FT	4 vs. Alabama, 1/31/21
FTA	4 vs. Alabama, 1/31/21
Reb	5, 2x, last vs. Georgia, 1/21/21
Stl	2 at Mississippi State, 1/28/21
Asst	2, 4x, last at Auburn, 2/4/21
Min	23 vs. Alabama, 1/31/21

NCAA Tournament Career Highs

Pts	9 vs. Indiana, 3/22/19*
FG	3 vs. Indiana, 3/22/19*
FGA	8 vs. Indiana, 3/22/19*
3FG	2 vs. Indiana, 3/22/19*
3FGA	6 vs. Indiana, 3/22/19*
FT	1 vs. Indiana, 3/22/19*
FTA	2 vs. Indiana, 3/22/19*
Reb	4 vs. Indiana, 3/22/19*
Stl	1 vs. Indiana, 3/22/19*
Asst	2 vs. Indiana, 3/22/19*
Min	28 vs. Indiana, 3/22/19*

* indicates at least one time prior to transfer to South Carolina

LITTLETON 2020-21 GAME-BY-GAME

Opponent	Date	gs	min	Total		3-Pointers		Free throws		Rebounds				pts	avg					
				fg-fga	pct	3fg-fga	pct	ft-fa	pct	off	def	tot	avg							
COL. OF CHARLESTON	11/25/20	19	1-6	.167	0-3	.000	5-6	.833	0	8	8	8.0	2	0	1	7	7.0			
vs South Dakota	11/28/20	6	0-1	.000	0-1	.000	0-0	.000	0	0	0	4.0	1	0	0	0	3.5			
vs #21/20 Gonzaga	11/29/20	10	0-1	.000	0-1	.000	1-2	.500	0	1	1	3.0	1	1	0	0	1	2.7		
#8/6 NC STATE	12/03/20	6	0-0	.000	0-0	.000	0-0	.000	1	1	2	2.8	0	0	0	0	2.0			
at #23/18 Iowa State	12/06/20	16	2-5	.400	1-3	.333	0-0	.000	1	6	7	3.6	0	3	0	0	5	2.6		
TEMPLE	12/17/20	18	2-5	.400	0-1	.000	2-2	1.000	0	4	4	3.7	0	2	0	2	6	3.2		
at #10/8 Kentucky	01/10/21	1	0-0	.000	0-0	.000	0-0	.000	0	0	0	3.1	1	0	0	0	2.7			
at Vanderbilt	01/14/21	17	2-5	.400	2-3	.667	2-2	1.000	0	3	3	3.1	1	2	1	0	1	8	3.4	
#15/16 ARKANSAS	01/18/21	17	2-4	.500	2-3	.667	1-2	.500	1	4	5	3.3	1	1	0	0	7	3.8		
#22/23 GEORGIA	01/21/21	16	0-2	.000	0-0	.000	1-2	.500	1	4	5	3.5	0	1	1	0	1	1	3.5	
at LSU	01/24/21	7	0-1	.000	0-1	.000	0-0	.000	0	1	1	3.3	0	0	1	0	0	3.2		
at #21/19 Mississippi State	01/28/21	8	1-1	1.000	0-0	.000	0-0	.000	0	0	0	3.0	0	2	1	0	2	2	3.1	
ALABAMA	01/31/21	23	2-3	.667	0-1	.000	4-4	1.000	0	3	3	3.0	0	2	0	0	0	8	3.5	
at Auburn	02/04/21	17	2-2	1.000	2-2	1.000	0-0	.000	0	4	4	3.1	1	2	1	1	1	6	3.6	
at #2/5 UConn	02/08/21	14	0-1	.000	0-1	.000	0-0	.000	0	1	1	2.9	2	0	0	0	0	3.4		
MISSOURI	02/11/21	15	2-4	.500	1-3	.333	0-0	.000	0	1	1	2.8	0	0	0	0	0	5	3.5	
LSU	02/14/21	10	0-1	.000	0-1	.000	0-0	.000	1	3	4	2.9	2	0	1	0	0	0	3.3	
#17/17 KENTUCKY	02/21/21	8	0-0	.000	0-0	.000	0-0	.000	1	1	1	2.8	0	0	0	0	0	0	3.1	
OLE MISS	02/25/21	3	0-0	.000	0-0	.000	0-0	.000	0	1	1	2.7	0	0	0	0	0	0	2.9	
at #3/3 Texas A&M	02/28/21	7	0-2	.000	0-1	.000	0-0	.000	0	3	3	2.7	0	0	1	0	1	0	2.8	
vs Alabama	03/05/21	9	0-1	.000	0-1	.000	1-2	.500	0	1	1	2.6	1	1	0	0	0	1	2.7	
vs #14/16 Tennessee	03/06/21	5	0-0	.000	0-0	.000	2-2	1.000	0	0	0	2.5	0	1	0	0	0	2	2.7	
vs #16/21 Georgia	03/07/21	4	0-0	.000	0-0	.000	0-0	.000	0	0	0	2.4	0	0	0	0	0	0	2.6	
Totals		0	256	16-45	.356	8-26	.308	19-24	.792	5	50	55	2.4	13	18	9	1	9	59	2.6

Games played: 23
 Minutes/game: 11.1
 Points/game: 2.6
 FG Pct: 35.6
 3FG Pct: 30.8
 FT Pct: 79.2

Rebounds/game: 2.4
 Assists/game: 0.8
 Turnovers/game: 0.4
 Assist/turnover ratio: 2.0
 Steals/game: 0.4
 Blocks/game: 0.0



ENIYA RUSSELL

6-1 • Fr. • Guard • Baltimore, Md.

2

Career Stats at South Carolina

Season	gp-gs	min/avg	fg-fga	pct	3fg-fga	pct	ft-fa	pct	off	def	tot	avg	pf	fo	ast	to	blk	stl	pts	avg
2020-21	23-0	161/7.0	22-63	.349	4-20	.200	21-35	.600	2	21	23	1.0	20	0	7	15	3	8	69	3.0
TOTAL	23-0	161/7.0	22-63	.349	4-20	.200	21-35	.600	2	21	23	1.0	20	0	7	15	3	8	69	3.0

High School Notables

- Ranked No. 43 overall in Class of 2020 by ESPN
- First-Team All-Metro from *Washington Post* (2020) and *Baltimore Sun* (2019)
- Scored 14.9 points per game as a senior

Season Highlights

- Has played in 23 games this season
- Saw action in first two SEC Tournament games
- Played extended minutes vs. a ranked team for the time with 18 at #21/21 Tennessee (Feb. 18)
- Scored her first SEC points with a 3 late in the first half at #10/8 Kentucky (Jan. 10)
- Hit a groove in the second quarter against Temple (Dec. 17), scoring five of her 11 points in the period
- Found good offensive rhythm in midrange game at #23/18 Iowa State (Dec. 6) with seven of her eight points coming in just five minutes of play in the second quarter
- Cracked double figures in her Carolina debut, scoring 14 points and snagging four rebounds against Charleston (Nov. 25)

Awards

McDonald's All-America (2019-20)

Miscellaneous

	Season	Career	Record
10+ Points	2	2	2-0

Career Highs

Pts	14 vs. College of Charleston, 11/25/20
FG	4, 2x, last vs. Temple, 12/17/20
FGA	8, 2x, last at Vanderbilt, 1/14/21
3FG	1, 2x, last at Kentucky, 1/10/21
3FGA	3 at Iowa State, 12/6/20
FT	5 vs. College of Charleston, 11/25/20
FTA	8 vs. College of Charleston, 11/25/20
Reb	4 vs. College of Charleston, 11/25/20
Blk	1, 3x, last vs. Ole Miss, 2/25/21
Stl	2, 3x, last vs. Ole Miss, 2/25/21
Asst	2 vs. College of Charleston, 11/25/20
Min	20 vs. College of Charleston, 11/25/20

SEC Career Highs

Pts	6 at Vanderbilt, 1/14/21
FG	3 at Vanderbilt, 1/14/21
FGA	8 at Vanderbilt, 1/14/21
3FG	1 at Kentucky, 1/10/21
3FGA	2, 2x, last at Tennessee, 2/18/21
FT	4 vs. LSU, 2/14/21
FTA	6 vs. LSU, 2/14/21
Reb	3, 2x, last vs. Alabama, 1/31/21
Blk	1, 2x, last vs. Ole Miss, 2/25/21
Stl	2, 2x, last vs. Ole Miss, 2/25/21
Asst	1, 3x, last at LSU, 1/24/21
Min	19 at Vanderbilt, 1/14/21

RUSSELL 2020-21 GAME-BY-GAME

Opponent	Date	gs	min	Total		3-Pointers		Free throws		Rebounds				pf	a	t/o	blk	stl	pts	avg
				fg-fga	pct	3fg-fga	pct	ft-fa	pct	off	def	tot	avg							
COL. OF CHARLESTON	11/25/20	20	4-7	.571	1-2	.500	5-8	.625	0	4	4	4.0	3	2	1	0	0	14	14.0	
vs South Dakota	11/28/20	12	1-3	.333	0-0	.000	0-0	.000	0	0	0	2.0	1	1	0	0	0	2	8.0	
#8/6 NC STATE	12/03/20	5	0-2	.000	0-0	.000	0-0	.000	0	0	0	1.3	0	0	1	0	0	0	5.3	
at #23/18 Iowa State	12/06/20	11	3-5	.600	1-3	.333	1-2	.500	0	1	1	1.3	2	0	3	1	0	8	6.0	
TEMPLE	12/17/20	14	4-8	.500	0-2	.000	3-5	.600	1	2	3	1.6	1	1	0	0	2	11	7.0	
FLORIDA	12/31/20	1	0-1	.000	0-1	.000	0-0	.000	0	1	1	1.5	0	0	0	0	0	0	5.8	
at Alabama	01/04/21	2	0-2	.000	0-0	.000	0-0	.000	0	0	0	1.3	1	0	0	0	0	0	5.0	
at #10/8 Kentucky	01/10/21	5	1-2	.500	1-1	1.000	0-0	.000	0	1	1	1.3	2	0	0	0	0	3	4.8	
at Vanderbilt	01/14/21	20	3-8	.375	0-2	.000	0-2	.000	0	3	3	1.4	1	1	1	0	2	6	4.9	
#15/16 ARKANSAS	01/18/21	4	1-1	1.000	0-0	.000	1-2	.500	0	1	1	1.4	1	1	1	0	0	3	4.7	
#22/23 GEORGIA	01/21/21	10	0-3	.000	0-1	.000	0-0	.000	0	0	0	1.3	2	0	1	0	0	0	4.3	
at LSU	01/24/21	1	0-0	.000	0-0	.000	0-0	.000	0	0	0	1.2	0	1	0	0	1	0	3.9	
at #21/19 Mississippi State	01/28/21	2	1-2	.500	0-0	.000	0-0	.000	1	0	1	1.2	0	0	0	0	0	2	3.8	
ALABAMA	01/31/21	4	1-1	1.000	0-0	.000	2-2	1.000	0	3	3	1.3	1	0	1	0	1	4	3.8	
at Auburn	02/04/21	13	1-5	.200	1-2	.500	0-0	.000	0	1	1	1.3	0	0	1	0	0	3	3.7	
MISSOURI	02/11/21	3	0-2	.000	0-1	.000	1-2	.500	0	0	0	1.2	0	0	0	0	0	1	3.6	
LSU	02/14/21	2	0-0	.000	0-0	.000	4-6	.667	0	0	0	1.1	2	0	1	0	0	4	3.6	
at #21/21 Tennessee	02/18/21	18	1-5	.200	0-2	.000	2-4	.500	0	2	2	1.2	1	0	1	1	0	4	3.6	
#17/17 KENTUCKY	02/21/21	3	1-2	.500	0-1	.000	2-2	1.000	0	0	0	1.1	0	0	1	0	0	4	3.6	
OLE MISS	02/25/21	4	0-2	.000	0-1	.000	0-0	.000	0	1	1	1.1	0	0	1	2	0	3.5		
at #3/3 Texas A&M	02/28/21	2	0-2	.000	0-1	.000	0-0	.000	0	0	0	1.0	2	0	0	0	0	0	3.3	
vs Alabama	03/05/21	4	0-0	.000	0-0	.000	0-0	.000	0	1	1	1.0	0	0	1	0	0	0	3.1	
vs #14/16 Tennessee	03/06/21	1	0-0	.000	0-0	.000	0-0	.000	0	0	0	1.0	0	0	0	0	0	0	3.0	
Totals		0	161	22-63	.349	4-20	.200	21-35	.600	2	21	23	1.0	20	7	15	3	8	69	3.0

Games played: 23
 Minutes/game: 7.0
 Points/game: 3.0
 FG Pct: 34.9
 3FG Pct: 20.0
 FT Pct: 60.0

Rebounds/game: 1.0
 Assists/game: 0.3
 Turnovers/game: 0.7
 Assist/turnover ratio: 0.5
 Steals/game: 0.3
 Blocks/game: 0.1



VICTARIA SAXTON

6-2 • Jr. • Forward • Rome, Ga.

5

Career Stats at South Carolina

Season	gp-gs	min/avg	fg-fga	pct	3fg-fga	pct	ft-fa	pct	off	def	tot	avg	pf	fo	ast	to	blk	stl	pts	avg
2018-19	28-1	291/10.4	40-70	.571	0-0	.000	36-62	.581	51	32	83	3.0	41	0	5	19	35	14	116	4.1
2019-20	33-0	512/15.5	69-121	.570	0-0	.000	39-68	.574	52	76	128	3.9	60	0	10	28	43	29	177	5.4
2020-21	26-25	579/22.3	93-167	.557	0-0	.000	40-68	.588	69	83	152	5.8	59	0	10	33	37	32	226	8.7
TOTAL	87-26	1382/15.9	202-358	.564	0-0	.000	115-198	.581	172	191	363	4.2	160	0	25	80	115	75	519	6.0

Career Notables

- Steady contributor off the bench through her first two seasons
- Picked up first career double-double at Mizzou (1/16/20)
- Ranked No. 47 overall and No. 6 forward in the 2018 class
- Averaged 24.3 points and 14.9 rebounds as a senior, leading team to Georgia Class AA Final Four
- Finished high school career as Model's all-time leading scorer (2,622) and averaged a double-double in her career

Season Highlights

- Team captain for the second-straight season
- Ranks sixth in the SEC in blocks per game (1.4) and ninth in offensive rebounds per game (2.7)
- In conference play, ranked fifth in blocks per game (1.4), and 10th in offensive rebounds per game (2.8)
- Helped close out the win against Ole Miss (Feb. 25), scoring six of her 10 points in the fourth on top of her eight rebounds and her career-high tying three steals
- Scored six of her 10 points in the opening quarter against Missouri (Feb. 11) to help Gamecocks stay close with hot-shooting Tigers
- Grabbed six of her eight rebounds at #2/5 UConn (Feb. 8) in the final 15:00 with the game in the balance
- Posted her third straight game in double figures with 11 points at Auburn (Feb. 4), while pulling down seven rebounds and tying her career high with three steals
- Controlled the glass at #21/19 Mississippi State (Jan. 28), snagging five of her 11 rebounds in the first quarter on the way to her second double-double of the season with 13 points and 11 boards
- Continued to show her glass cleaning skills against #22/23 Georgia (Jan. 21), tying the game high with 11 rebounds, including six on the offensive end, which tied her career high
- Was an offensive powerhouse at Vanderbilt (Jan. 14), scoring 13 of her career-high 20 points in the first half and finished the game going 9-of-10 from the field
- Poured in 15 points at Alabama (Jan. 4) and snagged six offensive rebounds to tie her career high, including four in the third quarter to help hold off a Crimson Tide comeback attempt
- Just missed out on a double-double against Florida (Dec. 31), tying her career high with 12 rebounds ... posted three or more blocks for third straight game
- Took over in the fourth quarter against Temple (Dec. 17), scoring 11 of her 16 points in the period
- Continued to play a vital role in the post, with nine points and nine rebounds to go along with three blocks at #23/18 Iowa State (Dec. 6)
- Made her presence felt with a nine-point, six-rebound performance against #21/20 Gonzaga (Nov. 29)
- Tied her scoring career high in the season opener against Charleston (Nov. 25) scoring 19 points and pulled down a career-best 12 rebounds in the contest

Awards

2019 SEC All-Freshman Team
2x SEC Academic Honor Roll (2018-19, 2019-20)

Miscellaneous

	Season	Career	Record
Double-Doubles	2	3	2-0
20+ Points	1	1	1-0
10+ Points	10	18	18-0
10+ Rebounds	4	5	5-0
5+ Blocks	1	2	2-0
Tm-High Points	2	3	3-0
Tm-High Rebs.	2	5	5-0

Career Highs

Pts	20 at Vanderbilt, 1/14/21
FG	9 at Vanderbilt, 1/14/21
FGA	11 at Alabama, 1/4/21
FT	8 vs. Georgia, 2/14/19
FTA	8, 4x, last vs. College of Charleston, 11/25/20
Reb	12, 2x, last vs. Florida, 12/31/20
Off Reb	6, 4x, last vs. Georgia, 1/21/21
Blk	5, 2x, last vs. College of Charleston, 11/25/20
Stl	3, 6x, last vs. Ole Miss, 2/25/21
Asst	2, 5x, last at Mississippi State, 1/28/21
Min	31 at Iowa State, 12/6/20

SEC Career Highs

Pts	20 at Vanderbilt, 1/14/21
FG	9 at Vanderbilt, 1/14/21
FGA	11 at Alabama, 1/4/21
FT	8 vs. Georgia, 2/14/19
FTA	8, 3x, last vs. Vanderbilt, 2/17/20
Reb	12 vs. Florida, 12/31/20
Off Reb	6, 3x, last vs. Georgia, 1/21/21
Blk	4 vs. Auburn, 2/13/20
Stl	3, 5x, last vs. Ole Miss, 2/25/21
Asst	2, 2x, last at Mississippi State, 1/28/21
Min	30 vs. Florida, 12/31/20

NCAA Tournament Career Highs

Pts	4 vs. Belmont, 3/22/19
FG	2 vs. Belmont, 3/22/19
FGA	4 vs. Belmont, 3/22/19
FT	2 vs. Florida State, 3/24/19
FTA	2 vs. Florida State, 3/24/19
Reb	5 vs. Belmont, 3/22/19
Off Reb	3 vs. Belmont, 3/22/19
Blk	2 vs. Florida State, 3/24/19
Stl	
Asst	1 vs. Baylor, 3/30/19
Min	9, 2x, last vs. Baylor, 3/30/19

CAREER NCAA TOURNAMENT GAME-BY-GAME

Date	Opponent	GS	MIN	FG-A	3FG-A	FT-A	Reb	PF	A	TO	B	S	TP
3/22/19	Belmont		9	2-4	0-0	0-0	5	3	0	2	0	0	4
3/24/19	#25/22 Florida State		6	0-1	0-0	2-2	2	1	0	1	2	0	2
3/30/19	vs. #1/1 Baylor		9	1-1	0-0	0-0	2	2	1	1	1	0	2
Totals			24	3-6	0-0	2-2	9	6	1	4	3	0	8
			8.0	.500	—	1.000	3				1.0		2.7

SAXTON 2020-21 GAME-BY-GAME

Opponent	Date	gs	min	Total		3-Pointers		Free throws		Rebounds				pf	a	t/o	blk	stl	pts	avg	
				fg-fga	pct	3fg-fga	pct	ft-fa	pct	off	def	tot	avg								
COL. OF CHARLESTON	11/25/20	*	18	7-9	.778	0-0	.000	5-8	.625	6	6	12	12.0	1	2	0	5	2	19	19.0	
vs South Dakota	11/28/20	*	15	2-5	.400	0-0	.000	0-0	.000	2	1	3	7.5	2	0	1	2	1	4	11.5	
vs #21/20 Gonzaga	11/29/20	*	22	3-4	.750	0-0	.000	3-4	.750	1	5	6	7.0	2	1	3	0	2	9	10.7	
#8/6 NC STATE	12/03/20	*	15	0-1	.000	0-0	.000	0-0	.000	0	3	3	6.0	4	0	1	0	0	0	8.0	
at #23/18 Iowa State	12/06/20	*	32	4-9	.444	0-0	.000	1-2	.500	3	6	9	6.6	4	1	4	3	0	9	8.2	
TEMPLE	12/17/20	*	22	7-9	.778	0-0	.000	2-3	.667	3	4	7	6.7	2	0	1	4	0	16	9.5	
FLORIDA	12/31/20	*	30	4-9	.444	0-0	.000	1-2	.500	5	7	12	7.4	1	0	4	3	3	9	9.4	
at Alabama	01/04/21	*	26	6-11	.545	0-0	.000	3-7	.429	6	0	6	7.3	2	0	0	1	1	15	10.1	
at #10/8 Kentucky	01/10/21	*	27	3-5	.600	0-0	.000	1-4	.250	1	1	2	6.7	2	0	0	1	2	7	9.8	
at Vanderbilt	01/14/21	*	21	9-10	.900	0-0	.000	2-5	.400	1	1	2	6.2	0	1	0	1	1	20	10.8	
#15/16 ARKANSAS	01/18/21	*	18	5-8	.625	0-0	.000	0-1	.000	0	4	4	6.0	2	0	1	1	0	10	10.7	
#22/23 GEORGIA	01/21/21	*	17	3-5	.600	0-0	.000	3-4	.750	6	5	11	6.4	3	0	2	2	1	9	10.6	
at LSU	01/24/21	*	25	2-5	.400	0-0	.000	0-2	.000	2	3	5	6.3	3	0	1	1	1	4	10.1	
at #21/19 Mississippi State	01/28/21	*	27	5-8	.625	0-0	.000	3-3	1.000	6	5	11	6.6	2	2	0	1	1	13	10.3	
ALABAMA	01/31/21	*	18	5-7	.714	0-0	.000	0-0	.000	0	1	1	6.3	2	0	1	2	1	10	10.3	
at Auburn	02/04/21	*	23	4-9	.444	0-0	.000	3-3	1.000	1	6	7	6.3	0	0	1	1	3	11	10.3	
at #2/5 UConn	02/08/21	*	23	2-3	.667	0-0	.000	1-2	.500	4	4	8	6.4	3	0	1	0	0	5	10.0	
MISSOURI	02/11/21	*	19	3-8	.375	0-0	.000	4-6	.667	3	3	6	6.4	1	0	1	1	1	10	10.0	
LSU	02/14/21	*	28	3-8	.375	0-0	.000	2-2	1.000	2	3	5	6.3	3	0	1	3	3	8	9.9	
at #21/21 Tennessee	02/18/21	*	26	2-4	.500	0-0	.000	2-2	1.000	3	3	6	6.3	4	0	0	2	2	6	9.7	
#17/17 KENTUCKY	02/21/21	*	20	3-7	.429	0-0	.000	2-4	.500	3	3	6	6.3	2	1	1	0	0	8	9.6	
OLE MISS	02/25/21	*	25	5-6	.833	0-0	.000	0-0	.000	3	5	8	6.4	2	0	1	0	3	10	9.6	
at #3/3 Texas A&M	02/28/21	*	18	1-5	.200	0-0	.000	0-1	.000	3	1	4	6.3	3	0	2	2	0	2	9.3	
vs Alabama	03/05/21	*	22	3-8	.375	0-0	.000	0-0	.000	3	0	3	6.1	2	2	1	0	2	6	9.2	
vs #14/16 Tennessee	03/06/21	*	16	1-2	.500	0-0	.000	1-1	1.000	1	1	2	6.0	3	0	2	1	0	3	8.9	
vs #16/21 Georgia	03/07/21	*	26	1-2	.500	0-0	.000	1-2	.500	1	2	3	5.8	4	0	3	0	2	3	8.7	
Totals			25	579	93-167	.557	0-0	.000	40-68	.588	69	83	152	5.8	59	10	33	37	32	226	8.7

Games played: 26
 Minutes/game: 22.3
 Points/game: 8.7
 FG Pct: 55.7
 FT Pct: 58.8

Rebounds/game: 5.8
 Assists/game: 0.4
 Turnovers/game: 1.3
 Assist/turnover ratio: 0.3
 Steals/game: 1.2
 Blocks/game: 1.4

SAXTON 2019-20 GAME-BY-GAME

Opponent	Date	gs	min	Total		3-Pointers		Free throws		Rebounds				pf	a	t/o	blk	stl	pts	avg	
				fg-fga	pct	3fg-fga	pct	ft-fa	pct	off	def	tot	avg								
ALABAMA STATE	11/05/19		20	3-5	.600	0-0	.000	3-6	.500	0	5	5	5.0	3	2	3	1	1	9	9.0	
at #4/5 Maryland	11/10/19		12	1-2	.500	0-0	.000	0-0	.000	0	3	3	4.0	1	0	1	0	0	2	5.5	
at Dayton	11/13/19		19	5-7	.714	0-0	.000	3-4	.750	2	4	6	4.7	4	0	1	3	1	13	8.0	
APPALACHIAN STATE	11/17/19		23	4-6	.667	0-0	.000	2-3	.667	1	5	6	5.0	4	2	0	4	0	10	8.5	
USC UPSTATE	11/21/19		20	6-8	.750	0-0	.000	2-7	.286	5	3	8	5.6	0	0	0	1	2	14	9.6	
at Clemson	11/24/19		10	1-3	.333	0-0	.000	0-0	.000	2	1	3	5.2	2	0	0	0	1	2	8.3	
vs #17/23 Indiana	11/28/19		14	1-1	1.000	0-0	.000	0-0	.000	1	2	3	4.9	4	0	3	0	0	2	7.4	
vs Washington State	11/29/19		12	1-2	.500	0-0	.000	0-0	.000	2	0	2	4.5	0	0	0	0	0	2	6.8	
vs #2/2 Baylor	11/30/19		10	1-1	1.000	0-0	.000	0-0	.000	0	0	0	4.0	2	0	0	0	0	2	6.2	
at Temple	12/07/19		6	1-1	1.000	0-0	.000	0-0	.000	2	0	2	3.8	1	0	1	0	0	2	5.8	
PURDUE	12/15/19		13	0-4	.000	0-0	.000	0-0	.000	0	0	0	3.5	2	1	0	0	1	0	5.3	
DUKE	12/19/19		17	4-4	1.000	0-0	.000	0-2	.000	0	2	2	3.3	0	0	1	2	2	8	5.5	
#25/21 SOUTH DAKOTA	12/22/19		17	3-5	.600	0-0	.000	2-4	.500	2	2	4	3.4	3	0	1	0	1	0	8	5.7
#13/13 KENTUCKY	01/02/20		19	2-2	1.000	0-0	.000	7-8	.875	0	4	4	3.4	2	0	0	0	1	11	6.1	
at Alabama	01/05/20		18	2-6	.333	0-0	.000	2-2	1.000	4	1	5	3.5	3	1	0	2	0	6	6.1	
#21/21 ARKANSAS	01/09/20		11	2-2	1.000	0-0	.000	0-0	.000	1	1	2	3.4	3	0	0	1	1	4	5.9	
at Vanderbilt	01/12/20		12	3-4	.750	0-0	.000	2-4	.500	3	0	3	3.4	3	0	0	0	1	8	6.1	
at Mizzou	01/16/20		18	4-6	.667	0-0	.000	2-4	.500	6	4	10	3.8	1	0	1	2	0	10	6.3	
#9/9 MISSISSIPPI ST	01/20/20		12	0-1	.000	0-0	.000	0-0	.000	0	0	0	3.6	0	0	1	2	0	0	5.9	
at Georgia	01/26/20		21	3-6	.500	0-0	.000	0-0	.000	1	2	3	3.6	1	0	2	3	1	6	6.0	
at Ole Miss	01/30/20		12	2-3	.667	0-0	.000	1-2	.500	2	3	5	3.6	0	2	0	0	2	5	5.9	
#22/22 TENNESSEE	02/02/20		15	1-5	.200	0-0	.000	2-4	.500	2	2	4	3.6	4	0	2	3	2	4	5.8	
at #25/- Arkansas	02/06/20		18	1-5	.200	0-0	.000	2-3	.667	3	1	4	3.7	4	1	0	0	2	4	5.7	
#5/6 UCONN	02/10/20		8	0-0	.000	0-0	.000	0-0	.000	0	0	0	3.5	0	0	1	0	0	0	5.5	
AUBURN	02/13/20		22	1-3	.333	0-0	.000	2-3	.667	2	6	8	3.7	1	0	0	4	3	4	5.4	
VANDERBILT	02/17/20		15	2-3	.667	0-0	.000	4-8	.500	2	3	5	3.7	0	0	0	3	2	8	5.5	
LSU	02/20/20		17	1-1	1.000	0-0	.000	0-0	.000	0	2	2	3.7	2	1	3	1	0	2	5.4	
at #14/16 Kentucky	02/23/20		16	0-1	.000	0-0	.000	0-0	.000	1	3	4	3.7	4	0	1	3	1	0	5.2	
at Florida	02/27/20		20	4-9	.444	0-0	.000	0-0	.000	2	6	8	3.8	1	0	2	1	1	8	5.3	
#12/14 TEXAS A&M	03/01/20		14	2-4	.500	0-0	.000	0-0	.000	1	4	5	3.9	1	0	2	1	0	4	5.3	
vs Georgia	03/06/20		18	5-6	.833	0-0	.000	1-2	.500	1	3	4	3.9	0	0	1	3	2	11	5.5	
vs #25/- Arkansas	03/07/20		17	1-3	.333	0-0	.000	0-0	.000	3	1	4	3.9	1	0	0	2	0	2	5.3	
vs #9/9 Mississippi St	03/08/20		16	2-2	1.000	0-0	.000	2-2	1.000	1	3	4	3.9	3	0	1	1	0	6	5.4	
Totals			0	512	69-121	.570	0-0	.000	39-68	.574	52	76	128	3.9	60	10	28	43	29	177	5.4

Games played: 33
 Minutes/game: 15.5
 Points/game: 5.4
 FG Pct: 57.0
 FT Pct: 57.4

Rebounds/game: 3.9
 Assists/game: 0.3
 Turnovers/game: 0.8
 Assist/turnover ratio: 0.4
 Steals/game: 0.9
 Blocks/game: 1.3

SAXTON 2018-19 GAME-BY-GAME

Opponent	Date	gs	min	Total		3-Pointers		Free throws		Rebounds				pf	a	t/o	blk	stl	pts	avg	
				fg-fga	pct	3fg-fga	pct	f-fa	pct	off	def	tot	avg								
at Alabama State	11/11/18		20	4-5	.800	0-0	.000	1-4	.250	1	1	2	2.0	2	0	2	2	3	9	9.0	
CLEMSON	11/15/18		14	2-6	.333	0-0	.000	2-4	.500	5	2	7	4.5	1	0	0	5	1	6	7.5	
#9/10 MARYLAND	11/18/18		14	0-3	.000	0-0	.000	3-4	.750	3	1	4	4.3	1	0	0	2	0	3	6.0	
vs ETSU	11/22/18		11	1-1	1.000	0-0	.000	2-2	1.000	0	1	1	3.5	3	0	2	2	0	4	5.5	
vs #9/8 Oregon State	11/23/18		dnp	-	-	-	-	-	-	-	-	-	-	-	-	-	-	-	-	-	
vs Drake	11/24/18		2	1-1	1.000	0-0	.000	0-0	.000	0	0	0	2.8	2	0	0	0	0	2	4.8	
DAYTON	11/28/18		4	0-0	.000	0-0	.000	0-0	.000	0	1	1	2.5	0	0	0	0	0	0	4.0	
#4/5 BAYLOR	12/02/18		4	0-0	.000	0-0	.000	0-2	.000	1	1	2	2.4	2	0	1	0	0	0	3.4	
APPALACHIAN STATE	12/05/18		13	1-1	1.000	0-0	.000	0-3	.000	1	0	1	2.3	2	0	3	1	0	2	3.3	
TEMPLE	12/21/18		12	3-4	.750	0-0	.000	3-3	1.000	2	1	3	2.3	4	0	0	0	1	9	3.9	
FURMAN	12/30/18		10	2-4	.500	0-0	.000	0-0	.000	3	0	3	2.4	0	0	1	3	0	4	3.9	
at #21/21 Texas A&M	01/03/19		3	0-1	.000	0-0	.000	0-0	.000	2	0	2	2.4	0	0	0	1	0	0	3.5	
ALABAMA	01/06/19		8	2-4	.500	0-0	.000	1-1	1.000	2	0	2	2.3	0	0	0	1	2	5	3.7	
FLORIDA	01/10/19		9	0-0	.000	0-0	.000	0-2	.000	1	1	2	2.3	1	0	0	0	0	0	3.4	
at LSU	01/13/19		11	1-1	1.000	0-0	.000	3-6	.500	4	0	4	2.4	0	0	0	0	1	5	3.5	
at #7/6 Mississippi State	01/17/19		dnp	-	-	-	-	-	-	-	-	-	-	-	-	-	-	-	-	-	
#25- MISSOURI	01/21/19		6	0-0	.000	0-0	.000	0-0	.000	1	1	2	2.4	2	0	0	1	1	0	3.3	
VANDERBILT	01/28/19		13	2-4	.500	0-0	.000	0-0	.000	3	5	8	2.8	3	1	1	1	0	4	3.3	
at #19/15 Kentucky	01/31/19		4	1-1	1.000	0-0	.000	0-2	.000	1	1	2	2.7	0	1	0	0	0	2	3.2	
at Arkansas	02/03/19		20	7-7	1.000	0-0	.000	5-5	1.000	5	4	9	3.1	0	1	0	3	0	19	4.1	
OLE MISS	02/07/19		14	5-7	.714	0-0	.000	2-4	.500	2	1	3	3.1	3	0	1	2	2	12	4.5	
at #4/5 UConn	02/11/19		18	0-2	.000	0-0	.000	1-2	.500	2	0	2	3.0	2	0	1	3	2	1	4.4	
GEORGIA	02/14/19		19	0-1	.000	0-0	.000	8-8	1.000	3	3	6	3.1	1	1	2	3	1	8	4.5	
at Florida	02/17/19		7	2-3	.667	0-0	.000	2-4	.500	1	1	2	3.1	4	0	0	1	0	6	4.6	
#16/17 KENTUCKY	02/21/19	*	27	3-8	.375	0-0	.000	1-4	.250	2	4	6	3.2	0	0	1	1	0	7	4.7	
at Tennessee	02/24/19		0	0-0	.000	0-0	.000	0-0	.000	0	0	0	3.1	0	0	0	0	0	0	4.5	
at Auburn	02/28/19		5	0-0	.000	0-0	.000	0-0	.000	0	0	0	3.0	2	0	0	0	0	0	4.3	
#5/5 MISSISSIPPI ST	03/03/19		dnp	-	-	-	-	-	-	-	-	-	-	-	-	-	-	-	-	-	
vs Arkansas	03/08/19		dnp	-	-	-	-	-	-	-	-	-	-	-	-	-	-	-	-	-	
BELMONT	03/22/19		9	2-4	.500	0-0	.000	0-0	.000	3	2	5	3.0	3	0	2	0	0	4	4.3	
#25/22 FLORIDA STATE	03/24/19		5	0-1	.000	0-0	.000	2-2	1.000	2	0	2	3.0	1	0	1	2	0	2	4.2	
vs #1/1 Baylor	03/30/19		9	1-1	1.000	0-0	.000	0-0	.000	1	1	2	3.0	2	1	1	1	0	2	4.1	
Totals			1	291	40-70	.571	0-0	.000	36-62	.581	51	32	83	3.0	41	5	19	35	14	116	4.1

Games played: 28
 Minutes/game: 10.4
 Points/game: 4.1
 FG Pct: 57.1
 FT Pct: 58.1

Rebounds/game: 3.0
 Assists/game: 0.2
 Turnovers/game: 0.7
 Assist/turnover ratio: 0.3
 Steals/game: 0.5
 Blocks/game: 1.3



OLIVIA THOMPSON

5-8 • So. • Guard • Lexington, S.C.



Career Stats at South Carolina

Season	gp-gs	min/avg	fg-fga	pct	3fg-fga	pct	ft-fa	pct	off	def	tot	avg	pf	fo	ast	to	blk	stl	pts	avg
2019-20	22-0	111/5.0	13-41	.317	11-36	.306	0-0	.000	1	3	4	0.2	5	0	5	4	1	1	37	1.7
2020-21	17-0	49/2.9	6-16	.375	4-12	.333	0-0	.000	2	3	5	0.3	3	0	1	4	0	2	16	0.9
TOTAL	39-0	160/4.1	19-57	.333	15-48	.313	0-0	.000	3	6	9	0.2	8	0	6	8	1	3	53	1.4

Career Notables

- Began career as a walk-on and earned a scholarship prior to the 2020-21 season
- Great energy, great teammate
- Hit at least one 3-pointer in eight of her 22 games played as a freshman
- SCBCA Class 5A Player of the Year (2019)

Season Highlights

- Has played in 17 games this season, including 11 SEC appearances and the SEC Tournament semifinal
- Scored five points in the season opener against Charleston (Nov. 25), including one bucket from beyond the arc

Awards

SEC First-Year Academic Honor Roll (2019-20)

Miscellaneous

	Season	Career	Record
10+ Points	0	1	1-0

Career Highs

Pts.....10 vs. Alabama State, 11/5/19
 FG.....4 vs. Alabama State, 11/5/19
 FGA.....7 vs. Alabama State, 11/5/19
 3FG.....2, 3x, last at Florida, 2/27/20
 3FGA.....6 at Ole Miss, 1/30/20
 FT.....
 FTA.....
 Reb.....2 vs. Florida, 12/31/20
 Blk.....1 at Clemson, 11/24/19
 Stl.....1, 3x, last at Tennessee, 2/18/21
 Asst.....2 vs. USC Upstate, 11/21/19
 Min.....14 at Ole Miss, 1/30/20

SEC Career Highs

Pts.....6, 2x, last at Florida, 2/27/20
 FG.....2, 2x, last at Florida, 2/27/20
 FGA.....6, 2x, last vs. Vanderbilt, 2/17/20
 3FG.....2, 2x, last at Florida, 2/27/20
 3FGA.....6 at Ole Miss, 1/30/20
 FT.....
 FTA.....
 Reb.....2 vs. Florida, 12/31/20
 Blk.....
 Stl.....1, 2x, last at Tennessee, 2/18/21
 Asst.....1, 3x, last vs Georgia, 1/21/21
 Min.....14 at Ole Miss, 1/30/20

NCAA Tournament Career Highs

Pts.....
 FG.....
 FGA.....
 3FG.....
 3FGA.....
 FT.....
 FTA.....
 Reb.....
 Stl.....
 Asst.....
 Min.....

THOMPSON 2020-21 GAME-BY-GAME

Opponent	Date	gs	min	Total		3-Pointers		Free throws		Rebounds				pf	a	t/o	blk	stl	pts	avg
				fg-fga	pct	3fg-fga	pct	ft-fa	pct	off	def	tot	avg							
COL. OF CHARLESTON	11/25/20	8	2-4	.500	1-2	.500	0-0	.000	0	0	0	0.0	0	0	1	0	0	5	5.0	
vs South Dakota	11/28/20	6	1-1	1.000	1-1	1.000	0-0	.000	0	0	0	0.0	1	0	0	0	0	3	4.0	
#8/6 NC STATE	12/03/20	0	0-0	.000	0-0	.000	0-0	.000	0	0	0	0.0	0	0	0	0	0	0	2.7	
at #23/18 Iowa State	12/06/20	4	0-1	.000	0-1	.000	0-0	.000	1	0	1	0.3	0	0	1	0	0	0	2.0	
TEMPLE	12/17/20	5	1-4	.250	0-3	.000	0-0	.000	1	0	1	0.4	0	0	0	0	0	2	2.0	
FLORIDA	12/31/20	5	0-1	.000	0-0	.000	0-0	.000	0	2	2	0.7	0	0	0	0	0	1.7		
at Alabama	01/04/21	1	0-0	.000	0-0	.000	0-0	.000	0	0	0	0.6	0	0	0	1	0	1.4		
at #10/8 Kentucky	01/10/21	0	0-0	.000	0-0	.000	0-0	.000	0	0	0	0.5	0	0	0	0	0	1.3		
at Vanderbilt	01/14/21	5	1-3	.333	1-3	.333	0-0	.000	0	1	1	0.6	1	0	0	0	0	3	1.4	
#22/23 GEORGIA	01/21/21	3	0-0	.000	0-0	.000	0-0	.000	0	0	0	0.5	0	1	0	0	0	1.3		
at #21/19 Mississippi State	01/28/21	1	1-1	1.000	1-1	1.000	0-0	.000	0	0	0	0.5	0	0	0	0	0	3	1.5	
ALABAMA	01/31/21	2	0-0	.000	0-0	.000	0-0	.000	0	0	0	0.4	0	0	0	0	0	1.3		
at Auburn	02/04/21	5	0-0	.000	0-0	.000	0-0	.000	0	0	0	0.4	1	0	0	0	0	1.2		
MISSOURI	02/11/21	2	0-1	.000	0-1	.000	0-0	.000	0	0	0	0.4	0	0	0	0	0	1.1		
at #21/21 Tennessee	02/18/21	0	0-0	.000	0-0	.000	0-0	.000	0	0	0	0.3	0	0	1	0	1	1.1		
#17/17 KENTUCKY	02/21/21	1	0-0	.000	0-0	.000	0-0	.000	0	0	0	0.3	0	0	1	0	0	1.0		
vs #14/16 Tennessee	03/06/21	1	0-0	.000	0-0	.000	0-0	.000	0	0	0	0.3	0	0	0	0	0	0.9		
Totals		0	49	6-16	.375	4-12	.333	0-0	.000	2	3	5	0.3	3	1	4	0	2	16	0.9

Games played: 17
 Minutes/game: 2.9
 Points/game: 0.9
 FG Pct: 37.5
 3FG Pct: 33.3

Rebounds/game: 0.3
 Assists/game: 0.1
 Turnovers/game: 0.2
 Assist/turnover ratio: 0.3
 Steals/game: 0.1

THOMPSON 2020-21 GAME-BY-GAME

Opponent	Date	gs	min	Total		3-Pointers		Free throws		Rebounds				pf	a	t/o	blk	stl	pts	avg
				fg-fga	pct	3fg-fga	pct	ft-fa	pct	off	def	tot	avg							
ALABAMA STATE	11/05/19	7	4-7	.571	2-5	.400	0-0	.000	0	0	0	0.0	0	1	0	0	0	10	10.0	
at Dayton	11/13/19	4	0-0	.000	0-0	.000	0-0	.000	0	0	0	0.0	0	0	0	0	0	0	5.0	
APPALACHIAN STATE	11/17/19	6	0-1	.000	0-1	.000	0-0	.000	0	0	0	0.0	0	0	0	0	0	0	3.3	
USC UPSTATE	11/21/19	10	1-5	.200	1-3	.333	0-0	.000	0	1	1	0.3	0	2	1	0	0	3	3.3	
at Clemson	11/24/19	7	1-2	.500	1-2	.500	0-0	.000	0	0	0	0.2	0	0	0	1	0	3	3.2	
PURDUE	12/15/19	4	1-2	.500	1-2	.500	0-0	.000	0	0	0	0.2	1	0	0	0	0	3	3.2	
DUKE	12/19/19	6	1-2	.500	1-2	.500	0-0	.000	0	0	0	0.1	0	0	0	0	0	3	3.1	
#25/21 SOUTH DAKOTA	12/22/19	1	0-0	.000	0-0	.000	0-0	.000	0	0	0	0.1	0	0	0	0	0	0	2.8	
#13/13 KENTUCKY	01/02/20	1	0-0	.000	0-0	.000	0-0	.000	0	0	0	0.1	0	0	1	0	0	0	2.4	
at Alabama	01/05/20	4	1-1	1.000	1-1	1.000	0-0	.000	0	0	0	0.1	1	0	0	0	0	3	2.5	
at Vanderbilt	01/12/20	7	0-2	.000	0-2	.000	0-0	.000	0	0	0	0.1	1	0	0	0	0	0	2.3	
at Mizzou	01/16/20	3	0-1	.000	0-1	.000	0-0	.000	0	0	0	0.1	0	0	0	0	0	0	2.1	
at Georgia	01/26/20	3	0-1	.000	0-1	.000	0-0	.000	0	0	0	0.1	0	0	0	0	0	0	1.9	
at Ole Miss	01/30/20	14	2-6	.333	2-6	.333	0-0	.000	0	1	1	0.1	2	1	1	0	0	6	2.2	
#22/22 TENNESSEE	02/02/20	2	0-0	.000	0-0	.000	0-0	.000	0	1	1	0.2	0	0	0	0	0	0	2.1	
AUBURN	02/13/20	3	0-1	.000	0-1	.000	0-0	.000	0	0	0	0.2	0	0	0	0	0	0	1.9	
VANDERBILT	02/17/20	10	0-6	.000	0-5	.000	0-0	.000	0	0	0	0.2	0	1	0	0	0	0	1.8	
at Florida	02/27/20	10	2-2	1.000	2-2	1.000	0-0	.000	1	0	1	0.2	0	0	0	0	0	6	2.1	
#12/14 TEXAS A&M	03/01/20	1	0-0	.000	0-0	.000	0-0	.000	0	0	0	0.2	0	0	0	0	0	0	1.9	
vs Georgia	03/06/20	4	0-1	.000	0-1	.000	0-0	.000	0	0	0	0.2	0	0	0	0	0	0	1.9	
vs #25/- Arkansas	03/07/20	2	0-1	.000	0-1	.000	0-0	.000	0	0	0	0.2	0	0	0	0	1	0	1.8	
vs #9/9 Mississippi St	03/08/20	2	0-0	.000	0-0	.000	0-0	.000	0	0	0	0.2	0	0	1	0	0	0	1.7	
Totals		0	111	13-41	.317	11-36	.306	0-0	.000	1	3	4	0.2	5	5	4	1	1	37	1.7

Games played: 22
 Minutes/game: 5.0
 Points/game: 1.7
 FG Pct: 31.7
 3FG Pct: 30.6

Rebounds/game: 0.2
 Assists/game: 0.2
 Turnovers/game: 0.2
 Assist/turnover ratio: 1.3
 Steals/game: 0.0



ELYSA WESOLEK

6-1 • Jr. • Forward • Charleston, S.C.

32

Career Stats at South Carolina

Season	gp-gs	min/avg	fg-fga	pct	3fg-fga	pct	ft-fa	pct	off	def	tot	avg	pf	fo	ast	to	blk	stl	pts	avg
2018-19	12-0	52/4.3	7-20	.350	3-10	.300	6-7	.857	8	2	10	0.8	14	0	2	4	1	1	23	1.9
2019-20	20-0	99/5.0	11-29	.379	4-13	.308	2-2	1.000	4	12	16	0.8	11	0	4	9	1	3	28	1.4
2020-21	15-0	78/5.2	3-10	.300	0-3	.000	1-4	.250	7	12	19	1.3	11	0	0	2	3	3	7	0.5
TOTAL	47-0	229/4.9	21-59	.356	7-26	.269	9-13	.692	19	26	45	1.0	36	0	6	15	5	7	58	1.2

Career Notables

- Hard worker who does what the team needs and keeps a good attitude
- Four-year starter at Northwood Academy including three seasons winning South Carolina Independent School Association (SCISA) 3A state championship (2015, 2016, 2017)
- Amassed over 1,000 points in her high school career, including averaging 18.5 points as a senior

Season Highlights

- Impressed coaches in preseason with offseason work and improvement
- Has played in 15 games this season, including 10 SEC outings and the SEC Tournament semifinal
- Scored her first SEC points of the season with four at Vanderbilt (Jan. 14)
- Played a career-high 16 minutes in the season opener against Charleston (Nov. 25), notching new career bests in rebounds (4) and blocks (2)

Awards

2x SEC Academic Honor Roll (2018-19, 2019-20)

Miscellaneous

	Season	Career	Record
10+ Points	0	1	1-0

Career Highs

Pts.....10 vs. ETSU, 11/22/18
 FG.....3, 2x, last vs. Alabama State, 11/5/19
 FGA.....5 at Alabama State, 11/11/18
 3FG.....2 vs. ETSU, 11/22/18
 3FGA.....3 at Alabama State, 11/11/18
 FT.....3 at Alabama State, 11/11/18
 FTA.....3 at Alabama State, 11/11/18
 Reb.....4 vs. College of Charleston, 11/25/20
 Blk.....2 vs. College of Charleston, 11/25/20
 Stl.....2 vs. USC Upstate, 11/21/19
 Asst.....1, 6x, last at Missouri, 1/16/20
 Min.....16 vs. College of Charleston, 11/25/20

SEC Career Highs

Pts.....5, 2x, last vs. Vanderbilt, 2/17/20
 FG.....2, 2x, last at Vanderbilt, 1/14/21
 FGA.....3, 4x, last at Vanderbilt, 1/14/21
 3FG.....1 at Ole Miss, 1/30/20
 3FGA.....2 at Ole Miss, 1/30/20
 FT.....2 at Ole Miss, 1/30/20
 FTA.....2 at Ole Miss, 1/30/20
 Reb.....3 at Auburn, 2/4/21
 Blk.....1, 2x, last at Ole Miss, 1/30/20
 Stl.....1 vs. Alabama, 1/31/21
 Asst.....1 at Missouri, 1/16/20
 Min.....13 at Vanderbilt, 1/14/21

CAREER NCAA TOURNAMENT GAME-BY-GAME

Date	Opponent	GS	MIN	FG-A	3FG-A	FT-A	Reb	PF	A	TO	B	S	TP
3/22/19	Belmont		3	0-2	0-0	0-0	0	1	1	0	0	0	0
3/30/19	vs. #1/1 Baylor		1	0-0	0-0	0-0	0	1	0	0	0	0	0
Totals		4	0-2	0-0	0-0	0	2	1	0	0	0	0	0
		2.0	.000	-	-								

WESOLEK 2020-21 GAME-BY-GAME

Opponent	Date	gs	min	Total		3-Pointers		Free throws		Rebounds					pts	avg				
				fg-fga	pct	3fg-fga	pct	ft-fa	pct	off	def	tot	avg	pf			a	t/o	blk	stl
COL. OF CHARLESTON	11/25/20		16	1-1	1.000	0-0	.000	0-0	.000	2	2	4	4.0	3	0	0	2	0	2	2.0
vs South Dakota	11/28/20		1	0-0	.000	0-0	.000	0-0	.000	0	1	1	2.5	1	0	0	0	0	0	1.0
at #23/18 Iowa State	12/06/20		4	0-1	.000	0-1	.000	0-0	.000	2	0	2	2.3	1	0	0	1	0	0	0.7
TEMPLE	12/17/20		11	0-1	.000	0-0	.000	0-2	.000	0	3	3	2.5	1	0	0	0	1	0	0.5
FLORIDA	12/31/20		2	0-1	.000	0-1	.000	0-0	.000	0	0	0	2.0	0	0	0	0	0	0	0.4
at Alabama	01/04/21		1	0-0	.000	0-0	.000	0-0	.000	0	0	0	1.7	0	0	0	0	0	0	0.3
at Vanderbilt	01/14/21		13	2-3	.667	0-0	.000	0-0	.000	1	0	1	1.6	0	0	0	0	0	4	0.9
#22/23 GEORGIA	01/21/21		7	0-1	.000	0-1	.000	0-0	.000	0	2	2	1.6	0	0	0	0	0	0	0.8
at #21/19 Mississippi State	01/28/21		3	0-0	.000	0-0	.000	0-0	.000	0	0	0	1.4	2	0	0	0	0	0	0.7
ALABAMA	01/31/21		3	0-0	.000	0-0	.000	0-0	.000	0	0	0	1.3	0	0	0	0	1	0	0.6
at Auburn	02/04/21		9	0-2	.000	0-0	.000	0-0	.000	1	2	3	1.5	1	0	1	0	0	0	0.5
MISSOURI	02/11/21		2	0-0	.000	0-0	.000	0-0	.000	0	1	1	1.4	0	0	0	0	0	0	0.5
at #21/21 Tennessee	02/18/21		1	0-0	.000	0-0	.000	0-0	.000	1	0	1	1.4	0	0	1	0	0	0	0.5
#17/17 KENTUCKY	02/21/21		2	0-0	.000	0-0	.000	0-0	.000	0	1	1	1.4	2	0	0	0	0	0	0.4
vs #14/16 Tennessee	03/06/21		3	0-0	.000	0-0	.000	1-2	.500	0	0	0	1.3	0	0	0	0	1	1	0.5
Totals		0	78	3-10	.300	0-3	.000	1-4	.250	7	12	19	1.3	11	0	2	3	3	7	0.5

Games played: 15
 Minutes/game: 5.2
 Points/game: 0.5
 FG Pct: 30.0
 3FG Pct: 0.0
 FT Pct: 25.0

Rebounds/game: 1.3
 Turnovers/game: 0.1
 Steals/game: 0.2
 Blocks/game: 0.2

NCAA Tournament Career Highs

Pts.....
 FG.....
 FGA.....2 vs. Belmont, 3/22/19
 3FG.....
 3FGA.....
 FT.....
 FTA.....
 Reb.....
 Stl.....
 Asst.....1 vs. Belmont, 3/22/19
 Min.....3 vs. Belmont, 3/22/19

WESOLEK 2019-20 GAME-BY-GAME

Opponent	Date	gs	min	Total		3-Pointers		Free throws		Rebounds				pf	a	t/o	blk	stl	pts	avg
				fg-fga	pct	3fg-fga	pct	ft-fta	pct	off	def	tot	avg							
ALABAMA STATE	11/05/19	6		3-3	1.000	1-1	1.000	0-0	.000	0	1	1	1.0	2	1	1	0	1	7	7.0
at Dayton	11/13/19	5		0-1	.000	0-1	.000	0-0	.000	0	1	1	1.0	0	0	0	0	0	3.5	
APPALACHIAN STATE	11/17/19	8		0-2	.000	0-1	.000	0-0	.000	0	0	0	0.7	1	0	1	0	0	2.3	
USC UPSTATE	11/21/19	10		0-3	.000	0-1	.000	0-0	.000	1	1	2	1.0	0	0	1	0	2	1.8	
at Clemson	11/24/19	8		1-3	.333	1-2	.500	0-0	.000	1	1	2	1.2	0	1	1	0	3	2.0	
DUKE	12/19/19	6		0-2	.000	0-1	.000	0-0	.000	0	2	2	1.3	1	1	1	0	0	1.7	
#25/21 SOUTH DAKOTA	12/22/19	1		0-0	.000	0-0	.000	0-0	.000	0	0	0	1.1	0	0	0	0	0	1.4	
#13/13 KENTUCKY	01/02/20	2		0-0	.000	0-0	.000	0-0	.000	0	0	0	1.0	1	0	0	0	0	1.3	
at Vanderbilt	01/12/20	8		1-2	.500	0-0	.000	0-0	.000	1	1	2	1.1	0	0	1	0	2	1.3	
at Mizzou	01/16/20	2		0-1	.000	0-0	.000	0-0	.000	0	0	0	1.0	1	1	1	0	0	1.2	
at Georgia	01/26/20	3		0-0	.000	0-0	.000	0-0	.000	0	0	0	0.9	1	0	0	0	0	1.1	
at Ole Miss	01/30/20	10		1-3	.333	1-2	.500	2-2	1.000	0	1	1	0.9	1	0	0	1	0	5	1.4
#22/22 TENNESSEE	02/02/20	1		1-2	.500	0-1	.000	0-0	.000	0	0	0	0.8	0	0	0	0	0	2	1.5
AUBURN	02/13/20	2		0-0	.000	0-0	.000	0-0	.000	0	2	2	0.9	0	0	0	0	0	1.4	
VANDERBILT	02/17/20	12		2-3	.667	1-2	.500	0-0	.000	0	1	1	0.9	2	0	0	0	0	5	1.6
at Florida	02/27/20	5		1-1	1.000	0-0	.000	0-0	.000	1	0	1	0.9	1	0	0	0	0	2	1.6
#12/14 TEXAS A&M	03/01/20	1		0-0	.000	0-0	.000	0-0	.000	0	0	0	0.9	0	0	1	0	0	1.5	
vs Georgia	03/06/20	6		0-1	.000	0-0	.000	0-0	.000	0	0	0	0.8	0	0	1	0	0	1.4	
vs #25/- Arkansas	03/07/20	2		1-2	.500	0-1	.000	0-0	.000	0	1	1	0.8	0	0	0	0	2	1.5	
vs #9/9 Mississippi St	03/08/20	1		0-0	.000	0-0	.000	0-0	.000	0	0	0	0.8	0	0	0	0	0	1.4	
Totals		0	99	11-29	.379	4-13	.308	2-2	1.000	4	12	16	0.8	11	4	9	1	3	28	1.4

Games played: 20
 Minutes/game: 5.0
 Points/game: 1.4
 FG Pct: 37.9
 3FG Pct: 30.8
 FT Pct: 100.0

Rebounds/game: 0.8
 Assists/game: 0.2
 Turnovers/game: 0.5
 Assist/turnover ratio: 0.4
 Steals/game: 0.2
 Blocks/game: 0.1

WESOLEK 2018-19 GAME-BY-GAME

Opponent	Date	gs	min	Total		3-Pointers		Free throws		Rebounds				pf	a	t/o	blk	stl	pts	avg	
				fg-fga	pct	3fg-fga	pct	ft-fta	pct	off	def	tot	avg								
at Alabama State	11/11/18	8		1-5	.200	0-3	.000	3-3	1.000	2	0	2	2.0	3	0	0	0	0	5	5.0	
CLEMSON	11/15/18	5		0-1	.000	0-0	.000	1-2	.500	2	0	2	2.0	1	0	0	0	1	1	3.0	
#9/10 MARYLAND	11/18/18	dnp		-	-	-	-	-	-	-	-	-	-	-	-	-	-	-	-	-	
vs ETSU	11/22/18	8		3-3	1.000	2-2	1.000	2-2	1.000	2	0	2	2.0	4	1	1	0	0	10	5.3	
vs #9/8 Oregon State	11/23/18	dnp		-	-	-	-	-	-	-	-	-	-	-	-	-	-	-	-	-	
vs Drake	11/24/18	1		0-0	.000	0-0	.000	0-0	.000	0	0	0	1.5	0	0	0	0	0	4.0		
DAYTON	11/28/18	dnp		-	-	-	-	-	-	-	-	-	-	-	-	-	-	-	-	-	
#4/5 BAYLOR	12/02/18	2		0-1	.000	0-1	.000	0-0	.000	0	0	0	1.2	0	0	0	0	0	3.2		
APPALACHIAN STATE	12/05/18	9		1-3	.333	0-2	.000	0-0	.000	0	1	1	1.2	2	0	0	0	0	2	3.0	
TEMPLE	12/21/18	8		1-2	.500	1-2	.500	0-0	.000	1	0	1	1.1	1	0	3	0	0	3	3.0	
FURMAN	12/30/18	dnp		-	-	-	-	-	-	-	-	-	-	-	-	-	-	-	-	-	
at #21/21 Texas A&M	01/03/19	dnp		-	-	-	-	-	-	-	-	-	-	-	-	-	-	-	-	-	
ALABAMA	01/06/19	dnp		-	-	-	-	-	-	-	-	-	-	-	-	-	-	-	-	-	
FLORIDA	01/10/19	dnp		-	-	-	-	-	-	-	-	-	-	-	-	-	-	-	-	-	
at LSU	01/13/19	dnp		-	-	-	-	-	-	-	-	-	-	-	-	-	-	-	-	-	
at #7/6 Mississippi State	01/17/19	dnp		-	-	-	-	-	-	-	-	-	-	-	-	-	-	-	-	-	
#25/- MISSOURI	01/21/19	dnp		-	-	-	-	-	-	-	-	-	-	-	-	-	-	-	-	-	
VANDERBILT	01/28/19	3		0-0	.000	0-0	.000	0-0	.000	0	1	1	1.1	0	0	0	0	0	0	2.6	
at #19/15 Kentucky	01/31/19	dnp		-	-	-	-	-	-	-	-	-	-	-	-	-	-	-	-	-	
at Arkansas	02/03/19	dnp		-	-	-	-	-	-	-	-	-	-	-	-	-	-	-	-	-	
OLE MISS	02/07/19	3		1-3	.333	0-0	.000	0-0	.000	1	0	1	1.1	1	0	0	1	0	2	2.6	
GEORGIA	02/14/19	dnp		-	-	-	-	-	-	-	-	-	-	-	-	-	-	-	-	-	
at Florida	02/17/19	1		0-0	.000	0-0	.000	0-0	.000	0	0	0	1.0	0	0	0	0	0	2.3		
#16/17 KENTUCKY	02/21/19	dnp		-	-	-	-	-	-	-	-	-	-	-	-	-	-	-	-	-	
at Tennessee	02/24/19	dnp		-	-	-	-	-	-	-	-	-	-	-	-	-	-	-	-	-	
at Auburn	02/28/19	dnp		-	-	-	-	-	-	-	-	-	-	-	-	-	-	-	-	-	
#5/5 MISSISSIPPI ST	03/03/19	dnp		-	-	-	-	-	-	-	-	-	-	-	-	-	-	-	-	-	
vs Arkansas	03/08/19	dnp		-	-	-	-	-	-	-	-	-	-	-	-	-	-	-	-	-	
BELMONT	03/22/19	3		0-2	.000	0-0	.000	0-0	.000	0	0	0	0.9	1	1	0	0	0	0	2.1	
#25/22 FLORIDA STATE	03/24/19	dnp		-	-	-	-	-	-	-	-	-	-	-	-	-	-	-	-	-	
vs #1/1 Baylor	03/30/19	1		0-0	.000	0-0	.000	0-0	.000	0	0	0	0.8	1	0	0	0	0	0	1.9	
Totals		0	52	7-20	.350	3-10	.300	6-7	.857	8	2	10	0.8	14	2	4	1	1	23	1.9	

Games played: 12
 Minutes/game: 4.3
 Points/game: 1.9
 FG Pct: 35.0
 3FG Pct: 30.0
 FT Pct: 85.7

Rebounds/game: 0.8
 Assists/game: 0.2
 Turnovers/game: 0.3
 Assist/turnover ratio: 0.5
 Steals/game: 0.1
 Blocks/game: 0.1

SOUTH CAROLINA NCAA HISTORY

1982 • No. 3 Seed in Midwest Region • Sweet 16

Head Coach: Terry Kelly • Final record: 23-8 overall

Date	Opponent	Result	Score	Site	SC Points	SC Rebs.	Opp. Points	Opp. Rebs.
3/14	No. 6 East Carolina	W	79-54	Columbia, S.C.	30-Southers	19-Southers, Foster	14-Denkler	9-Chaney
3/18	vs. No. 2 Kentucky	L	69-73	Ruston, La.	23-Foster	19-Foster	29-Still	13-Still

1986 • No. 7 Seed in Mideast Region • First Round

Head Coach: Nancy Wilson • Final record: 19-11 overall; 9-1 Metro

Date	Opponent	Result	Score	Site	SC Points	SC Rebs.	Opp. Points	Opp. Rebs.
3/12	No. 10 Middle Tenn. St.	L	77-78 (OT)	Columbia, S.C.	24-Southers	18-Gilmore	20-Willbanks	11-Willbanks

1988 • No. 3 Seed in Midwest Region • Second Round

Head Coach: Nancy Wilson • Final record: 23-11 overall; 10-2 Metro

Date	Opponent	Result	Score	Site	SC Points	SC Rebs.	Opp. Points	Opp. Rebs.
3/16	No. 9 Alabama	W	77-63	Columbia, S.C.	21-Middleton	11-Parker	22-Vaughn	12-Heard
3/20	at No. 1 Texas	L	58-77	Austin, Texas	15-Parker	10-Hawkins	19-Wimbish	9-Conwell

1989 • No. 6 Seed in Midwest Region • First Round

Head Coach: Nancy Wilson • Final record: 23-7 overall; 10-2 Metro

Date	Opponent	Result	Score	Site	SC Points	SC Rebs.	Opp. Points	Opp. Rebs.
3/15	No. 11 Tenn. Tech	L	73-77	Columbia, S.C.	31-Hunt	12-Hunt	23-Brown	12-Clayton

1990 • No. 5 Seed in Mideast Region • Sweet 16

Head Coach: Nancy Wilson • Final record: 24-9 overall; 13-1 Metro

Date	Opponent	Result	Score	Site	SC Points	SC Rebs.	Opp. Points	Opp. Rebs.
3/14	No. 12 Bowling Green	W	93-50	Columbia, S.C.	22-Middleton	11-Hunt	15-Thompson	7-Bonner
3/17	at No. 4 Northwestern	W	76-67	Evanston, Ill.	21-Middleton	15-Banner	19-Savage	7-Savage, Kennelly
3/22	vs. No. 1 Washington	L	61-73	Iowa City, Iowa	20-Hunt	10-Hunt	17-Deden	10-Deden

1991 • No. 7 Seed in Mideast Region • First Round

Head Coach: Nancy Wilson • Final record: 22-9 overall; 12-2 Metro

Date	Opponent	Result	Score	Site	SC Points	SC Rebs.	Opp. Points	Opp. Rebs.
3/13	at No. 10 Vanderbilt	L	64-73	Nashville, Tenn.	27-Williams	14-Williams	24-Scholten	16-Scholten

2002 • No. 3 Seed in East Region • Elite Eight

Head Coach: Susan Walvius • Final record: 25-7 overall; 10-4 SEC

Date	Opponent	Result	Score	Site	SC Points	SC Rebs.	Opp. Points	Opp. Rebs.
3/16	No. 14 Liberty	W	69-61	Columbia, S.C.	19-Ujhelyi	14-Penn	19-Walker	9-Foreid
3/18	No. 6 Cincinnati	W	75-56	Columbia, S.C.	21-Geter	10-Geter	13-Sharp, King	8-Wilder
3/23	vs. No. 7 Drake	W	79-65	Raleigh, N.C.	19-Penn, Gortman	8-Penn	20-Bennett	8-Anderson
3/25	vs. No. 1 Duke	L	68-77	Raleigh, N.C.	17-Gortman	9-Penn	24-Beard	7-Beard, Tillis

2003 • No. 5 Seed in East Region • Second Round

Head Coach: Susan Walvius • Final record: 23-8 overall; 9-5 SEC

Date	Opponent	Result	Score	Site	SC Points	SC Rebs.	Opp. Points	Opp. Rebs.
3/23	vs. No. 12 Chattanooga	W	68-54	University Park, Pa.	18-Ciocan	14-Ujhelyi	18-Warfield	7-Patton
3/25	at No. 4 Penn State	L	67-77	University Park, Pa.	21-Penn	9-Penn	27-Mazzante	4-Joseph, Wright

2012 • No. 5 Seed in Fresno Region • Sweet 16

Head Coach: Dawn Staley • Final record: 25-10 overall; 10-6 SEC

Date	Opponent	Result	Score	Site	SC Points	SC Rebs.	Opp. Points	Opp. Rebs.
3/17	vs. No. 12 E. Michigan	W	80-48	W. Lafayette, Ind.	12-Grant	7-Bruner	14-Redditt	12-Watkins
3/19	at No. 4 Purdue	W	72-61	W. Lafayette, Ind.	21-Grant	8-Welch	15-Houser	13-Ostarello
3/25	vs. No. 1 Stanford	L	60-76	Fresno, Calif.	18-Sutton	12-Welch	39-N. Ogwumike	10-Ogwumike, Ogwumike

2013 • No. 4 Seed in Norfolk Region • Second Round**Head Coach:** Dawn Staley • **Final record:** 25-8 overall; 11-5 SEC

Date	Opponent	Result	Score	Site	SC Points	SC Rebs.	Opp. Points	Opp. Rebs.
3/23	vs. No. 13 S. Dakota State	W	74-52	Boulder, Colo.	15-Bruner, Walker	11-Bruner	15-Eide	4-Boever, Dietel, Lingle
3/25	vs. No. 12 Kansas	L	69-75	Boulder, Colo.	16-Bruner, Welch	12-Bruner	27-Engelman	12-Gardner

2014 • No. 1 Seed in Stanford Region • Sweet 16**Head Coach:** Dawn Staley • **Final record:** 29-5 overall; 14-2 SEC

Date	Opponent	Result	Score	Site	SC Points	SC Rebs.	Opp. Points	Opp. Rebs.
3/23	vs. No. 16 CSU Northridge	W	73-58	Seattle, Wash.	24-Mitchell	16-Coates	26-Sharpe	6-Sharpe, Fong
3/25	vs. No. 9 Oregon State	W	78-69	Seattle, Wash.	21-Welch	11-Coates, Welch	21-Weisner	9-Gibson
3/30	vs. No. 4 North Carolina	L	58-65	Palo Alto, Calif.	22-Coates	11-Coates	19-DeShields	9-Mavunga

2015 • No. 1 Seed in Greensboro Region • Final Four**Head Coach:** Dawn Staley • **Final record:** 34-3 overall; 15-1 SEC

Date	Opponent	Result	Score	Site	SC Points	SC Rebs.	Opp. Points	Opp. Rebs.
3/20	No. 16 Savannah State	W	81-48	Columbia, S.C.	15-Wilson	9-Wilson	21-Kalu	8-Davis
3/22	No. 8 Syracuse	W	97-68	Columbia, S.C.	14-Coates, Mitchell	10-Welch	23-Peterson	7-Briana Day
3/27	vs. No. 4 North Carolina	W	67-65	Greensboro, N.C.	18-Cotes, Mitchell	10-Coates	15-Coleman	13-Mavunga
3/29	vs. No. 2 Florida State	W	80-74	Greensboro, N.C.	21-Mitchell	6-Mitchell	13-Romero	7-Romero
4/5	vs. No. 1 Notre Dame	L	65-66	Tampa, Fla.	20-Wilson	14-Welch	22-Loyd	8-Turner

2016 • No. 1 Seed in Sioux Falls Region • Sweet 16**Head Coach:** Dawn Staley • **Final record:** 33-2 overall; 16-0 SEC

Date	Opponent	Result	Score	Site	SC Points	SC Rebs.	Opp. Points	Opp. Rebs.
3/18	No. 16 Jacksonville	W	77-41	Columbia, S.C.	22-Coates	11-Wilson	17-B. Brown	6-Mercer
3/20	No. 9 Kansas State	W	73-47	Columbia, S.C.	20-Mitchell	10-Coates	21-Lewis	9-Lewis
3/25	No. 4 Syracuse	L	72-80	Sioux Falls, S.D.	18-Coates	16-Coates	26-Peterson	13-Briana Day

2017 • No. 1 Seed in Stockton Region • National Champion**Head Coach:** Dawn Staley • **Final record:** 33-4 overall; 14-2 SEC

Date	Opponent	Result	Score	Site	SC Points	SC Rebs.	Opp. Points	Opp. Rebs.
3/17	No. 16 UNC Asheville	W	90-40	Columbia, S.C.	22-Gray	12-Gray	12-Webb	7-Scott, Weaver
3/19	No. 8 Arizona State	W	71-68	Columbia, S.C.	21-Wilson	11-Wilson	20-Brunner	9-Brunner
3/25	vs. No. 12 Quinnipiac	W	100-58	Stockton, Calif.	28-K. Davis	8-Gray	12-Fay, Martucci	4-Fay
3/27	vs. No. 3 Florida State	W	71-64	Stockton, Calif.	23-K. Davis	7-Cliney	16-Romero	10-Slaughter
3/31	vs. No. 2 Stanford	W	62-53	Dallas, Texas	18-Gray	19-Wilson	14-McCall, Smith	14-McCall
4/2	vs. No. 1 Mississippi State	W	67-55	Dallas, Texas	23-Wilson	10-Gray, Wilson	12-Vivians	10-McCowan

2018 • No. 2 Seed in Albany Region • Elite Eight**Head Coach:** Dawn Staley • **Final record:** 29-7 overall; 12-4 SEC

Date	Opponent	Result	Score	Site	SC Points	SC Rebs.	Opp. Points	Opp. Rebs.
3/16	No. 14 NC A&T	W	63-52	Columbia, S.C.	19-Wilson	16-Wilson	21-Green	6-Foy
3/18	No. 10 Virginia	W	66-56	Columbia, S.C.	25-Wilson	11-Wilson	16-Two players	7-Willoughby
3/24	vs. No. 11 Buffalo	W	79-63	Albany, N.Y.	20-Jennings, Wilson	13-Wilson	29-Dillard	4-Oursler
3/26	vs. No. 1 UConn	L	65-94	Albany, N.Y.	27-Wilson	8-Wilson	23-Williams	7-Collier

2019 • No. 4 Seed in Greensboro Region • Sweet 16**Head Coach:** Dawn Staley • **Final record:** 23-10 overall; 13-4 SEC

Date	Opponent	Result	Score	Site	SC Points	SC Rebs.	Opp. Points	Opp. Rebs.
3/22	No. 13 Belmont	W	74-52	Charlotte, N.C.	15-Cooper	9-Jennings	13-Maggard	5-Harmeyer
3/24	No. 5 Florida State	W	72-64	Charlotte, N.C.	20-Herbert Harrigan	7-Jennings	19-Ekhome	18-Gillespie
3/30	No. 1 Baylor	L	68-93	Greensboro, N.C.	16-Herbert Harrigan	5-Herbert Harrigan	25-Richards	14-Cox

Tournament Field:

32 teams 1982, 1984-85; 40 teams 1983, 1986-88; 48 teams 1989-93; 64 teams 1994-present; the 2020 NCAA Tournament was cancelled due to the COVID-19 global pandemic. Opponents listed with regional seed, not national ranking

SOUTH CAROLINA NCAA TOURNAMENT GAME-BY-GAME LINE SCORES (STALEY ERA)

Date	Team	Site	Result	1st	2nd	OT	Total	FG-A	Pct.	3FG-A	Pct.	FT-A	Pct.	Off-Def-Tot	PF	A	TO	Blk	Stl
3/17/12	South Carolina	N	W	39	41	-	80	32-60	.533	5-19	.263	11-14	.786	11-27-38	18	22	17	11	11
	Eastern Michigan			23	25	-	48	16-60	.267	0-3	.000	16-22	.727	16-20-36	12	10	17	3	6
3/19/12	South Carolina	A	W	33	39	-	72	28-57	.491	6-16	.375	10-20	.500	10-20-30	15	11	12	2	11
	Purdue			26	35	-	61	22-56	.393	4-10	.400	13-17	.765	16-24-40	21	16	20	5	6
3/24/12	South Carolina	N	L	30	30	-	60	25-68	.368	4-12	.333	6-10	.600	18-20-38	19	10	11	3	7
	Stanford			36	40	-	76	28-53	.528	1-1	1.000	19-25	.760	9-27-36	11	15	11	9	5
3/23/13	South Carolina	N	W	44	30	-	74	25-52	.481	4-11	.364	20-26	.769	8-32-40	13	13	15	5	10
	South Dakota State			26	26	-	52	17-52	.327	3-14	.214	15-18	.833	5-23-28	21	6	16	2	10
3/25/13	South Carolina	N	L	41	28	-	69	27-72	.375	2-8	.250	13-22	.591	26-21-47	15	9	13	4	9
	Kansas			42	33	-	75	29-63	.460	5-10	.500	12-18	.667	17-26-43	17	14	15	6	7
3/23/14	South Carolina	N	W	36	37	-	73	22-50	.440	2-9	.222	27-43	.643	15-37-52	16	17	11	8	1
	Cal St. Northridge			26	32	-	58	21-68	.309	5-15	.333	11-15	.733	13-23-36	28	8	5	4	3
3/25/14	South Carolina	N	W	34	44	-	78	20-54	.370	4-6	.667	34-43	.791	16-29-45	18	10	9	2	6
	Oregon State			25	44	-	69	25-65	.385	10-30	.333	9-18	.500	17-23-40	21	15	14	7	5
3/30/14	South Carolina	N	L	21	37	-	58	23-61	.377	4-12	.333	8-10	.800	13-22-35	19	12	13	5	5
	North Carolina			29	36	-	65	24-58	.414	4-14	.286	13-18	.722	11-24-35	15	11	12	4	7
3/20/15	South Carolina	H	W	43	38	-	81	34-53	.642	3-11	.273	10-15	.667	12-21-33	20	23	15	5	10
	Savannah State			30	18	-	48	17-51	.333	2-9	.222	12-19	.632	14-10-24	17	4	15	2	8
3/22/15	South Carolina	H	W	53	44	-	97	32-58	.552	8-19	.421	25-31	.806	9-31-40	19	20	12	4	5
	Syracuse			25	43	-	68	21-63	.333	8-26	.308	18-23	.783	13-22-35	24	8	13	4	3
3/22/15	South Carolina	N	W	29	38	-	67	20-46	.435	7-16	.438	20-28	.714	8-29-37	17	14	15	5	4
	North Carolina			25	40	-	65	23-62	.371	4-13	.308	15-20	.750	13-23-36	22	9	9	4	8
3/22/15	South Carolina	N	W	38	42	-	80	30-49	.612	2-5	.400	18-27	.667	7-21-28	18	14	12	5	6
	Syracuse			41	33	-	74	25-59	.424	8-16	.500	16-21	.762	16-17-33	26	13	12	1	4
4/5/15	South Carolina	N	L	28	37	-	65	28-65	.431	2-12	.167	7-16	.438	16-29-45	13	13	13	6	7
	Notre Dame			32	34	-	66	26-64	.406	2-5	.400	12-14	.857	10-27-37	17	16	10	6	7
3/18/16	South Carolina	H	W	32	45	-	77	29-64	.453	3-15	.200	16-24	.667	14-30-44	10	13	10	4	14
	Jacksonville			21	20	-	41	14-50	.280	4-12	.333	9-9	1.000	5-25-30	23	6	21	5	4
3/20/16	South Carolina	H	W	45	28	-	73	26-60	.433	6-22	.273	15-26	.577	18-29-47	15	11	11	6	9
	Kansas State			26	21	-	47	18-56	.321	2-14	.143	9-13	.692	12-20-32	19	9	16	2	7
3/25/16	South Carolina	N	L	43	29	-	72	28-63	.444	8-32	.250	8-14	.571	15-27-42	23	21	18	5	8
	Syracuse			33	47	-	80	29-76	.382	8-23	.348	14-21	.667	24-23-47	15	7	10	3	5
3/17/17	South Carolina	H	W	48	42	-	90	37-65	.569	4-18	.222	12-16	.750	17-28-45	15	20	5	3	10
	UNC Asheville			22	18	-	40	15-58	.259	5-15	.333	5-8	.625	13-13-26	14	6	14	1	2
3/19/17	South Carolina	H	W	33	38	-	71	22-50	.440	4-12	.333	23-28	.821	7-22-29	20	11	12	5	10
	Arizona State			39	29	-	68	24-59	.407	5-11	.333	15-20	.750	14-22-36	23	14	15	0	8
3/25/17	South Carolina	N	W	45	55	-	100	36-59	.610	10-16	.625	18-19	.947	10-25-35	12	21	13	4	8
	Quinnipiac			27	31	-	58	22-51	.431	6-13	.462	8-10	.800	5-13-18	19	11	17	2	6
3/27/17	South Carolina	N	W	40	31	-	71	26-45	.578	3-10	.300	16-20	.800	2-29-31	11	8	18	5	7
	Florida State			29	35	-	64	26-71	.366	2-15	.133	10-13	.769	18-18-36	18	12	11	1	10
3/31/17	South Carolina	N	W	20	42	-	62	23-63	.365	3-13	.231	13-21	.619	20-23-43	11	10	14	5	6
	Stanford			29	24	-	53	23-62	.371	4-14	.286	3-5	.600	16-25-41	16	13	16	5	8
4/2/17	South Carolina	N	W	36	31	-	67	25-55	.455	0-3	.000	17-22	.773	13-27-40	14	7	11	8	6
	Mississippi State			26	29	-	55	19-55	.345	2-12	.167	15-18	.833	9-18-27	19	8	10	3	4
3/16/18	South Carolina	H	W	39	24	-	63	20-52	.385	4-12	.333	19-22	.864	8-34-42	13	7	19	8	9
	NC A&T			21	31	-	52	17-58	.293	7-17	.412	11-16	.688	9-23-32	17	10	13	3	10
3/18/18	South Carolina	H	W	30	36	-	66	23-54	.426	5-13	.385	15-23	.652	11-30-41	16	16	10	5	6
	Virginia			25	31	-	56	18-57	.316	7-20	.350	13-18	.722	11-20-31	18	10	11	4	4
3/24/18	South Carolina	N	W	40	39	-	79	30-59	.508	1-5	.200	18-20	.900	16-32-48	16	21	26	5	6
	Buffalo			31	32	-	63	24-68	.353	7-24	.292	8-13	.615	9-12-21	19	15	13	2	15
3/26/18	South Carolina	N	L	33	32	-	65	28-56	.500	1-7	.143	8-13	.615	9-18-27	12	10	13	1	5
	UConn			54	40	-	94	37-63	.587	12-20	.600	8-8	1.000	8-21-29	12	25	7	3	7
3/22/19	South Carolina	H*	W	29	45	-	74	31-56	.554	5-15	.333	7-11	.636	14-24-38	16	14	14	6	6
	Belmont			16	36	-	52	18-52	.346	7-25	.280	9-11	.818	10-12-22	13	11	17	2	3
3/23/19	South Carolina	H*	W	37	35	-	72	24-56	.429	4-12	.333	20-24	.833	10-23-33	14	12	12	9	5
	Florida State			30	34	-	64	27-76	.355	3-14	.214	7-11	.636	27-23-50	23	10	13	3	5
3/30/19	South Carolina	N	L	23	45	-	68	21-63	.333	4-19	.211	22-27	.815	10-20-30	18	9	11	7	6
	Baylor			49	44	-	93	37-71	.521	1-4	.250	18-24	.750	19-35-54	20	20	14	9	8

* - in 2019, the team hosted games at Charlotte's Halton Arena due to the NCAA Men's Basketball Tournament hosting games in Colonial Life Arena.

SOUTH CAROLINA NCAA TOURNAMENT RECORDS

Team

Most Points Scored

Game: 100 vs. Quinnipiac, 3/25/17
Tourn.: 461 in 2017 (6 games)

Fewest Points Scored

Game: 58 vs. North Carolina, 3/30/14
 58 at Texas, 3/20/88
Tourn.: 64 in 1991 (1 game)

Margin of Victory

Game: 43 (93-50) vs. Bowling Green, 3/14/90

Margin of Defeat

Game: 29 (65-94) vs. Connecticut, 3/26/18

Field Goals Made

Game: 37 vs. UNC Asheville, 3/17/17
Tourn.: 169 in 2017 (6 games)

Field Goal Attempts

Game: 72 vs. Kansas, 3/25/13
Tourn.: 337 in 2017 (6 games)

Field Goal Percentage

Game: .642 (34-53) vs. Savannah State, 3/20/15
Tourn.: .526 (144-274) in 2015 (5 games)

3-Point Field Goals Made (Since 1987-88)

Game: 10 vs. Quinnipiac, 3/25/17
Tourn.: 24 in 2017 (6 games)

3-Point Field Goal Attempts (Since 1987-88)

Game: 32 vs. Syracuse, 3/25/16
Tourn.: 69 in 2016 (3 games)

3-Point Field Goal Percentage (Since 1987-88)

Game (Min. 10 3FGA): .625 (10-16) vs. Quinnipiac, 3/25/17
Tourn. (Min. 20 3FGA): .370 (10-27) in 2014 (3 games)

Free Throws Made

Game: 34 vs. Oregon State, 3/25/14
Tourn.: 99 in 2017 (6 games)

Free Throw Attempts

Game: 45 vs. Alabama, 3/16/88
Tourn.: 126 in 2017 (6 games)

Free Throw Percentage

Game (Min. 20 FTA): .900 (18-20) vs. Buffalo, 3/24/18
Tourn. (Min. 30 FTA): .842 (32-38) in 2003

Total Rebounds

Game: 52 vs. Cal State Northridge, 3/23/14
Tourn.: 223 in 2017 (6 games)

Offensive Rebounds (Since 1987-88)

Game: 26 vs. Kansas, 3/25/13
Tourn.: 69 in 2017 (6 games)

Defensive Rebounds (Since 1987-88)

Game: 37 vs. Cal State Northridge, 3/23/14
 37 vs. Kentucky, 3/18/82
Tourn.: 154 in 2017 (6 games)

Assists

Game: 23 vs. Savannah State, 3/20/15
 23 vs. Bowling Green, 3/14/90
Tourn.: 84 in 2015 (5 games)

Blocked Shots

Game: 11 vs. Eastern Michigan, 3/17/12
Tourn.: 30 in 2017 (6 games)

Steals

Game: 16 vs. Drake, 3/23/02
Tourn.: 47 in 2017 (6 games)
 47 in 2002 (4 games)

Individual

Points Scored

Game: 31 by Beth Hunt vs. Tennessee Tech, 3/15/89
Tourn.: 115 by Aja Wilson in 2017 (6 games)
Career: 306 by Aja Wilson, 2015-18 (18 games)

Scoring Average

Tourn. (Min. 2 games): 23.0 by Sheila Foster in 1982 (2 games)
Career (Min. 2 yrs./4 gms.): 21.5 by Beth Hunt, 1989-90 (4 games)

Field Goals Made

Game: 13 by Brantley Southers vs. East Carolina, 3/14/82
Tourn.: 42 by Allisha Gray in 2017 (6 games)
Career: 109 by Aja Wilson, 2015-18 (18 games)

Field Goal Attempts

Game: 23 by Brantley Southers vs. Middle Tennessee State, 3/12/86
Tourn.: 78 by Kaela Davis in 2017 (6 games)
Career: 203 by Aja Wilson, 2015-18 (18 games)

Field Goal Percentage

Game (Min. 10 FGA): .846 (11-13) by Allisha Gray vs. UNC Asheville, 3/1/17
Tourn. (Min. 15 FGA): .750 (21-28) by Alaina Coates in 2016 (3 games)
Career (Min. 30 FGA/2 yrs.): .642 (61-95) by Alaina Coates, 2014-16 (11 games)

3-Point Field Goals Made (Since 1987-88)

Game: 5 by Kaela Davis vs. Quinnipiac, 3/25/17
 5 by Tina Roy vs. Syracuse, 3/25/16
 5 by Karen Middleton at Northwestern, 3/17/90
Tourn.: 10 by Karen Middleton in 1990 (3 games)
Career: 17 by Tiffany Mitchell, 2013-16 (13 games)

3-Point Field Goal Attempts (Since 1987-88)

Game: 15 by Tina Roy vs. Syracuse, 3/25/16
Tourn.: 26 by Tina Roy in 2016 (3 games)
Career: 61 by Tina Roy, 2012-16 (14 games)

3-Point Field Goal Percentage (Since 1987-88)

Game (Min. 5 3FGA): 1.000 (5-5) by Karen Middleton at Northwestern, 3/17/90
Tourn. (Min. 10 3FGA): .625 (10-16) by Karen Middleton in 1990 (3 games)
Career (Min. 20 3FGA/2 yrs.): .407 (11-27) by Kelly Morrone, 2002-03 (6 games)

Free Throws Made

Game: 13 by Tiffany Mitchell vs. CSU Northridge, 3/23/14
Tourn.: 33 by Aja Wilson in 2017 (6 games)
Career: 88 by Aja Wilson, 2015-18 (18 games)

Free Throw Attempts

Game: 17 by Tiffany Mitchell vs. CSU Northridge, 3/23/14
Tourn.: 41 by Aja Wilson in 2017 (6 games)
Career: 113 by Aja Wilson, 2015-18 (18 games)

Free Throw Percentage

Game (Min. 10 FTA):	1.000 (10-10) by Aja Wilson vs. Quinnipiac, 3/25/17 1.000 (10-10) by Alaina Coates vs. North Carolina, 3/27/15
Tourn. (Min. 15 FTA):	875 (14-16) by Mikiah Herbert Harrigan in 2019 (3 games)
Career (Min. 20 FTA/2 yrs.):	844 (27-32) by Mikiah Herbert Harrigan 2017-20 (13 games)

Total Rebounds

Game:	19 by Aja Wilson vs. Stanford, 3/31/17 19 by Sheila Foster vs. Kentucky, 3/18/82 19 by Sheila Foster vs. East Carolina, 3/14/82 19 by Brantley Southers vs. East Carolina, 3/14/82
Tourn.:	53 by Aja Wilson in 2017 (6 games)
Career:	153 by Aja Wilson, 2015-18 (18 games)

Rebounding Average

Tourn. (Min. 2 games):	19.0 by Sheila Foster in 1982 (2 games)
Career (Min. 2 yrs./4 grms.):	10.5 by Beth Hunt, 1989-90 (4 games)

Offensive Rebounds (Since 1987-88)

Game:	9 by Aleighsa Welch vs. Notre Dame, 4/5/15
Tourn.:	20 by Aja Wilson in 2017 (6 games)
Career:	50 by Aleighsa Welch, 2012-15 (13 games)

Defensive Rebounds (Since 1987-88)

Game:	15 by Sheila Foster vs. Kentucky, 3/18/82
Tourn.:	34 by Aja Wilson in 2018 (4 games)
Career:	204 by Aja Wilson, 2015-18 (18 games)

Assists

Game:	9 by Tyasha Harris vs. Buffalo, 3/24/18 9 by Martha Parker vs. Tennessee Tech, 3/15/89
Tourn.:	21 by Tiffany Mitchell in 2015 (5 games) 21 by Cristina Ciocan in 2002 (4 games)
Career:	52 by Tyasha Harris, 2017-present (13 games)

Blocked Shots

Game:	5 by Aja Wilson vs. NC A&T, 3/16/18 5 by Elem Ibiem vs. Eastern Michigan, 3/17/12
Tourn.:	16 by Aja Wilson in 2017 (6 games)
Career:	43 by Aja Wilson, 2015-18 (18 games)

Steals

Game:	6 by Jocelyn Penn vs. Drake, 3/23/02 6 by Monica Williams vs. Alabama, 3/16/88
Tourn.:	12 by Bianca Cuevas-Moore in 2017 (6 games)
Career:	24 by Bianca Cuevas-Moore, 2015-19 (16 games)

Opponent Records**Team**

Most Points:	94 by Connecticut, 3/26/18
Fewest Points:	40 by UNC Asheville, 3/1/17
Field Goals Made:	37 by Baylor, 3/30/19 37 by Connecticut, 3/26/18
Field Goal Attempts:	79 by Middle Tennessee State, 3/12/86
FG %age:	.587 (37-63) by Connecticut, 3/26/18
3-Pt. FGs Made:	12 by Connecticut, 3/26/18
3-Pt. FG Attempts:	30 by Oregon State, 3/25/14
3FG %age (Min. 10 3FGA):	.600 (12-20) by Connecticut, 3/26/18
Free Throws Made:	19 by Stanford, 3/24/12
Free Throw Attempts:	25 by Stanford, 3/24/12
FT %age (Min. 20 FTA):	.783 (18-23) by Syracuse, 3/22/15 .783 (18-23) by Vanderbilt, 3/13/91
Rebounds:	54 by Baylor, 3/30/19
Assists:	25 by Connecticut, 3/26/18
Blocks:	9 by Baylor, 3/30/19 9 by Stanford, 3/24/12 9 by Duke, 3/25/02
Steals:	15 by Buffalo, 3/24/18

Individual

Points:	29 by Cierra Dillard, Buffalo, 3/24/18 29 by Valerie Still, Kentucky, 3/18/82
Field Goals Made:	12 by Valerie Still, Kentucky, 3/18/82 12 by Wendy Scholtens, Vanderbilt, 3/13/91
Field Goal Attempts:	24 by Jewell Loyd, Notre Dame, 4/5/15
FG %age (Min. 10 FGA):	.818 (9-11) by Carla Bennett, Drake, 3/23/02
3-Pt. FGs Made:	5 by Crystal Dangerfield, UConn, 3/26/18 5 by Jamie Weisner, Oregon State, 3/25/14
3-Pt. FG Attempts:	12 by Sydney Wiese, Oregon State, 3/25/14
3FG %age (Min. 5 3FGA):	.714 (5-7) by Crystal Dangerfield, UConn, 3/26/18
Free Throws Made:	8 by Lauren Cox, Baylor, 3/30/19 8 by Stephanie Walker, Liberty, 3/16/02
Free Throw Attempts:	11 by Cierra Dillard, Buffalo, 3/24/18
FT %age (Min. 10 FTA):	.917 (11-12) by Nnemkadi Ogwumike, Stanford, 3/24/12
Rebounds:	16 by Wendy Scholtens, Vanderbilt, 3/13/91
Assists:	8 by Angel Goodrich, Kansas, 3/25/13 8 Jess Strom, Penn State, 3/25/03
Blocks:	5 by Lauren Cox, Baylor, 3/30/19
Steals:	6 by Cierra Dillard, Buffalo, 3/24/18