

GAME 25 | SATURDAY, MARCH 6, 2021

SEC TOURNAMENT SEMIFINALS

6:30 P.M. | GREENVILLE, S.C. | BON SECOURS WELLNESS ARENA

TV: ESPNU | RADIO: 107.5 THE GAME
 LIVE STATS: SECLIVE.STATBROADCAST.COM

GAMECOCKS IN THE SEC TOURNAMENT

- The Gamecocks are 24-24 all-time in SEC Tournament action, including a 21-7 mark under head coach Dawn Staley.
- The 2020 SEC Tournament champion, South Carolina has won five of the last six tournament titles and is the only team in league history to win four consecutive titles at the event (2015-18).
- Under Staley, the Gamecocks are 5-2 in SEC Tournament semifinal games.
- South Carolina is 7-2 in SEC Tournament games played in Greenville and won two of their five titles in Bon Secours Wellness Arena (2017, 2020).
- The Gamecocks are 4-2 all-time when playing the tournament as the No. 2 seed, including three wins en route to the 2018 title. They were also seeded second in 2002 and 2019.
- South Carolina is 2-3 against Tennessee in the SEC Tournament, but the Gamecocks have won the last two meetings at the event – 2015 Championship Game (62-46), 2018 Quarterfinals (73-62).

GAMECOCK NOTABLES

- While the Lady Vols claimed the regular-season meeting between the two teams, South Carolina has won three of the last four outings against Tennessee and each of the last two SEC Tournament matchups.
- Friday night against Alabama, South Carolina turned nine offensive rebounds into 16 second-chance points. On the season, the Gamecocks, who rank fifth in the nation in offensive rebounds per game (16.7), average 1.03 points per offensive rebound while limiting opponents to just .83 points per offensive rebound.
- The Gamecocks' ball movement Friday night helped their field goal percentage skyrocket. South Carolina shot 48.4 percent from the field with 14 assists, their highest numbers in both areas since shooting 49.2 percent with 15 assists at Auburn on Feb. 4.
- Junior point guard Destanni Henderson continues to thrive in the SEC Tournament, following up her 2020 All-Tournament selection with 18 points and five assists Friday night. Over the last two tournament, Henderson is averaging 14.3 point and 4.8 assists, shooting 54.8 percent (23-40) from the field.
- Aliyah Boston's rebounding dominance in the SEC Tournament as she is pulling in 11.8 rebounds per career game at the event, in addition to shooting 52.9 percent from the field (18-34). Boston has two double-doubles in four career SEC Tournament games.
- Sophomore guard Zia Cooke has a team-high five 20-point games this season, including in two of her last four outings to average 18.9 points in that stretch. Her game-high 22 points against Alabama Friday night marked her first 20-point game in an SEC Tournament.
- In just her sophomore season, Aliyah Boston already ranks 10th on the SEC active career rebounding list (592) and fourth on the blocks list (154). Her block total ranks sixth in Gamecock history, and her 68 blocks this season are eight in the program's single-season record book. Boston's 26 career double-doubles are 10th in school history, and with 16 of them coming in SEC regular-season play, she is third in program history, trailing just Alaina Coates (27) and A'ja Wilson (21).
- Destanni Henderson's three 3-pointers Friday night against Alabama was her fifth such game this season and her second 3-of-3 outside shooting night of 2020-21. She is the team's most accurate 3-point shooter at 44.3 percent.

GAMECOCKS

20-4, 14-2 SEC (#2 seed)

Ranking: 7/7 (AP/Coaches)
 Head Coach: Dawn Staley
 Record at SC: 325-102 (13th)
 Career Record: 497-182 (21st)
 Top Scorer: Zia Cooke (6.2)
 Top Rebounder: Aliyah Boston (11.8)



LADY VOLS

16-6, 9-4 SEC (#3 seed)

Ranking: 14/16 (AP/Coaches)
 Head Coach: Kellie Harper
 Record at UT: 36-16 (2nd)
 Career Record: 321-224 (17th)
 Top Scorer: Rennia Davis (17.6)
 Top Rebounder: Rennia Davis (9.0)



SCHEDULE/RESULTS

Nov. 25	Charleston (SECN+)	W, 119-88
<i>Women's Bad Boy Mowers Crossover Classic</i>		
Nov. 28	vs. South Dakota	W, 81-71
Nov. 29	vs. #21/20 Gonzaga	W, 79-72
Dec. 3	#8/6 NC State (ESPN2)	L, 46-54
<i>SEC/Big 12 Challenge</i>		
Dec. 6	at #23/18 Iowa State (ESPNU)	W, 83-65
Dec. 17	Temple (SECN)	W, 103-41
Dec. 31	Florida* (ESPNU)	W, 75-59
Jan. 4	at Alabama (SECN)	W, 77-60
Jan. 10	at #10/8 Kentucky* (ESPN)	W, 75-70
Jan. 14	at Vanderbilt* (SECN+)	W, 106-43
Jan. 18	#15/16 Arkansas* (ESPN2)	W, 104-82
Jan. 21	#22/23 Georgia* (SECN)	W, 62-50
Jan. 24	at LSU* (SECN)	W, 69-65
Jan. 28	at #21/19 Mississippi St.* (ESPN)	W, 75-52
Jan. 31	Alabama* (SECN)	W, 87-63
Feb. 4	at Auburn* (SECN+)	W, 77-58
Feb. 8	at #2/5 UConn (FS1)	L, 59-63
Feb. 11	Missouri* (SECN)	W, 77-62
Feb. 14	LSU* (SECN)	W, 66-59
Feb. 18	at #21/21 Tennessee (SECN)	L, 67-75
Feb. 21	#17/17 Kentucky* (ESPN)	W, 76-55
Feb. 25	Ole Miss* (SECN+)	W, 68-43
Feb. 28	at #3/3 Texas A&M* (ESPN2)	L, 57-65
<i>SEC Tournament (Greenville, S.C.)</i>		
Mar. 6	Alabama (SECN)	W, 75-63
Mar. 7	#14/16 Tennessee (ESPN2)	6:30 p.m.
Mar. 8	Final (ESPN)	2 p.m.












All Times Listed as Eastern and are subject to change
 * indicates SEC Game

3	10	17	56.0	71.4
South Carolina has won three of the last four meetings against Tennessee.	The Gamecocks have 20 wins in a season for the 10th time in the 13 seasons of the Dawn Staley era.	Aliyah Boston has pulled down double-digit rebounds 17 times through 24 games this season.	South Carolina has scored 56.0 percent of its 77.6 points per game this season in the paint.	The Gamecocks' 71.4 field goal shooting in the first quarter against Alabama was their highest in a quarter since the season opener vs. College of Charleston.

TALE OF THE TAPE

	Points	FG%	3FG%	FT%	FTM per Game	Scoring Def.	FG% Def.	3FG% Def.	Reb. Margin	Assists	TO Margin	Blocks	Steals
SOUTH CAROLINA	77.6	.443	.328	.662	14.5	59.5	.364	.272	+15.3	13.4	+0.5	7.0	7.5
TENNESSEE	72.9	.444	.325	.705	11.5	62.0	.363	.310	+13.5	15.4	-2.5	5.2	6.6

2020-21 SOUTH CAROLINA MEDIA ROSTER

0		<p>Olivia Thompson 5-8 • So. • Guard • Lexington, S.C.</p> <p>PPG 1.0 RPG 0.3 APG 0.1 FG% .375 FT% —</p>	<p>LAST GM: 1 stl at Tennessee NOTABLE: Good outside shooter ... has played in 16 games this season, hitting a 3 in four ... 2019 SCBCA Class 5A Player of the Year and SC HS Sports Report co-Statewide Player of the Year.</p>	<p>Career Highs Pts: 10 vs. Alabama St., 11/5/19 Ast: 2 vs. USC Upstate, 11/21/19 Stl: 1, 3x, at Tennessee, 2/18/21 Reb: 2 vs. Florida, 12/31/20 Min: 14 at Ole Miss, 1/30/20</p>
1		<p>Zia Cooke 5-9 • So. • Guard • Toledo, Ohio <i>ZY-uh COOK</i></p> <p>PPG 16.2 RPG 2.9 APG 2.2 FG% .388 FT% .776</p>	<p>LAST GM: 22 pts, 3 rebs, 2 stls vs. Alabama NOTABLE: Explosive, athletic guard who finds the rim and has great body control ... 13th in SEC in ppg ... 21 games of 10+ points, including five 20-point games ... All-SEC 1st Team; Ann Meyers Drysdale Award Finalist; Staley Award Watch List.</p>	<p>Career Highs Pts: 27 at Dayton 11/13/19 Reb: 7 at Dayton, 11/13/19 Ast: 5, 2x, vs. Florida, 12/31/20 Stl: 4 vs. USC Upstate, 11/21/19 Min: 37, 4x, vs. Alabama, 3/5/21</p>
2		<p>Eniya Russell 6-1 • Fr. • Guard • Baltimore, Md. <i>ih-NYE-uh</i></p> <p>PPG 3.1 RPG 1.0 APG 0.3 FG% .349 FT% .600</p>	<p>LAST GM: 1 reb, 4 mins vs. Alabama NOTABLE: Good passer, can shoot deep 3, gets to the rim, strong pull-up game ... has played in 22 games, including all 16 in SEC ... 2 games of 10+ points ... scored 14.9 points per game as a high school senior.</p>	<p>Career Highs Pts: 14 vs. Charleston, 11/25/20 Reb: 4 vs. Charleston, 11/25/20 Ast: 2 vs. Charleston, 11/25/20 Stl: 2, 2x, at Vandy, 1/14/21 Min: 20, 2x, at Vandy, 1/14/21</p>
3		<p>Destanni Henderson 5-7 • Jr. • Guard • Fort Myers, Fla. <i>DES-tuh-nee</i></p> <p>PPG 12.3 RPG 4.7 APG 5.3 FG% .453 FT% .745</p>	<p>LAST GM: 118 pts, 5 assts, 3-3 3FGs vs. Alabama NOTABLE: Confident, explosive guard ... 1st in SEC in apg, 27th in nation ... in SEC games – 5.6 apg (1st) ... shooting 44.3% from 3 ... Crossover Classic MVP ... 2020 SEC All-Tournament, 2019 SEC All-Freshman Team.</p>	<p>Career Highs Pts: 23 vs. Gonzaga, 11/29/20 Reb: 9 vs. S. Dakota, 11/28/20 Ast: 10 vs. Arkansas, 1/18/21 Stl: 5 at Temple, 12/7/19 Min: 40 at Tennessee, 2/18/21</p>
4		<p>Aliyah Boston 6-5 • So. • For. • St. Thomas, U.S.V.I. <i>uh-LEE-uh</i></p> <p>PPG 13.1 RPG 11.8 BPG 2.8 FG% .490 FT% .720</p>	<p>LAST GM: 16 pts, 13 rebs, 3 stls vs. Alabama NOTABLE: Captain ... physical, loves contact, good range ... 13th in NCAA in rpg, 2nd in SEC; 12th in NCAA in bpg, 2nd in SEC ... vs. SEC 13.0 ppg (22nd), 12.3 rpg (2nd), 3.6 bpg (1st) ... SEC Co-Def. POY, Naismith, Wade, Wooden Watch Lists.</p>	<p>Career Highs Pts: 28 vs. Florida, 12/31/20 Reb: 25 vs. Arkansas, 1/9/20 Blk: 10, 2x, vs. Georgia, 1/21/21 Stl: 4, 2x, S. Dakota, 11/28/20 Min: 43 at UConn, 2/8/21</p>
5		<p>Victoria Saxton 6-2 • Jr. • Forward • Rome, Ga. <i>vic-TAR-ee-uh</i></p> <p>PPG 9.2 RPG 6.1 BPG 1.5 FG% .558 FT% .585</p>	<p>LAST GM: 6 pts, 3 rebs, 2 stls vs. Alabama NOTABLE: Team captain ... lithe, athletic forward, quick off the floor, great rebounder and shot blocker ... 5th in SEC in bpg, 7th in off. rpg (2.8) ... 10 games of 10+ points, 4 games of 10+ rebs ... 2019 SEC All-Freshman Team.</p>	<p>Career Highs Pts: 20 at Vandy, 1/14/21 Reb: 12, 2x, vs. Florida, 12/31/20 Blk: 5, 2x, Charleston, 11/25/20 Stl: 3, 4x, at Auburn, 2/4/21 Min: 32 at Iowa State, 12/6/20</p>
11		<p>Destiny Littleton 5-9 • Jr. • Guard • San Diego, Calif.</p> <p>PPG 2.7 RPG 2.6 APG 0.8 FG% .356 FT% .773</p>	<p>LAST GM: 1 pt, 1 reb, 1 asst vs. Alabama NOTABLE: Big guard, good scorer/shooter ... returning from procedure to alleviate chronic ankle issues last season ... played in 21 games, 12 SEC ... scored in 12 games ... season-high 8 points twice – at Vanderbilt, vs. Alabama.</p>	<p>Career Highs Pts: 22 vs. Northwestern St., 12/29/18* Reb: 8, 2x, vs. Charleston, 11/25/20 Ast: 7 vs. Northwestern St., 12/29/18* Stl: 3, 2x, at Oklahoma St., 2/12/19* Min: 34, 2x, vs. Kansas St., 2/17/19* <small>* indicates set prior to South Carolina</small></p>
12		<p>Brea Beal 6-1 • So. • Guard • Rock Island, Ill. <i>BREE</i></p> <p>PPG 7.7 RPG 4.9 APG 1.0 FG% .448 FT% .581</p>	<p>LAST GM: 2 pts, 5 rebs vs. Alabama NOTABLE: Big, physical guard who got stronger in offseason ... brings intangibles, incredible competitiveness ... takes toughest defensive assignment ... 10+ points in six games, 2 games of 10+ rebounds.</p>	<p>Career Highs Pts: 22 vs. Arkansas, 1/18/21 Reb: 13 at Missouri, 1/16/20 Ast: 4, 3x, at LSU, 1/24/21 Stl: 3, 4x, vs. Miss. State, 1/20/20 Min: 45 at UConn, 2/8/21</p>
15		<p>Laeticia Amihere 6-4 • So. • For. • Mississauga, Ontario <i>luh-TEE-shuh ah-MEE-hear</i></p> <p>PPG 6.4 RPG 5.1 BPG 1.0 FG% .373 FT% .600</p>	<p>LAST GM: 4 pts, 3 rebs, 8 mins vs. Alabama NOTABLE: Explosive, athletic forward with solid guard skills ... growing confidence with more game action ... 11th in SEC in bpg ... 10+ points 7 times, 10+ rebounds 3 times, 3+ blocks 4 times.</p>	<p>Career Highs Pts: 16 at Ole Miss, 1/30/20 Reb: 15 vs. NC State, 12/3/20 Blk: 3, 7x, vs. Arkansas, 1/18/21 Stl: 4 vs. Georgia, 1/21/21 Min: 30 vs. S. Dakota, 11/28/20</p>
24		<p>LeLe Grissett 6-2 • Sr. • G/F • Durham, N.C. <i>LEE-lee grih-SET</i></p> <p>PPG 6.9 RPG 4.2 APG 1.0 FG% .508 FT% .559</p>	<p>LAST GM: 6 pts, 2 rebs, 1 asst vs. Alabama NOTABLE: Long, versatile, high-energy guard who can play any position on the floor ... "big guard" who can score in the post and rebound ... 10+ points in 5 games ... leads team in field goal percentage.</p>	<p>Career Highs Pts: 22 at Vanderbilt, 1/18/18 Reb: 12 at Vandy, 1/14/21 Ast: 4, 2x, vs. Arkansas, 3/7/20 Stl: 4, 2x, vs. Georgia, 3/6/20 Min: 29 vs. Tennessee, 1/14/18</p>
32		<p>Elysa Wesolek 6-1 • Jr. • Forward • Charleston, S.C. <i>uh-LISS-uh WES-uh-leck</i></p> <p>PPG 0.4 RPG 1.4 BPG 0.2 FG% .300 FT% .000</p>	<p>LAST GM: 1 reb, 2 mins vs. Kentucky NOTABLE: Solid shooting forward ... has played in 14 games, including 10 SEC ... appeared in 20 games in 2019-20, including 10 of 16 SEC contests ... has one double-figure scoring game in her career ... 2018 SCISA Miss Basketball.</p>	<p>Career Highs Pts: 10 vs. ETSU, 11/22/18 Reb: 2, 9x, vs. Georgia, 1/21/21 Ast: 1, 6x, at Missouri, 1/16/20 Stl: 2 vs. USC Upstate, 11/21/19 Min: 13 at Vandy, 1/14/21</p>

QUICK FACTS

The University

Location: Columbia, S.C.
Founded: 1801
Enrollment: 33,176
Colors: Garnet (PMS 202C) and Black
Nickname: Gamecocks
Conference: Southeastern
President: Bob Caslen
Athletics Director: Ray Tanner
Facility: Colonial Life Arena (18,000)

Coaching Staff

Head Coach: Dawn Staley
Alma Mater: Virginia, 1992
Overall Record: 497-182 (21st season)
School Record: 325-102 (13th season)
Assoc. Head Coach, Alma Mater:
 Lisa Boyer, Ithaca, 1979 (13th season)
Assistant Coaches, Alma Mater:
 Fred Chmiel, Excelsior, 2001 (6th season)
 Jolette Law, Iowa, 1990 (4th season)

Team Information

2019-20 Record: 32-1
 Home: 15-0 Away: 12-0 Neutral: 5-1
SEC Record (Finish): 16-0 (1st)
 Home: 8-0 Away: 8-0
Letterwinners Returning/Lost: 9/2
Starters Returning/Lost: 3/2

Program History

First Year of Women's Basketball: 1974-75
All-Time Record: 905-531 (47th season)
All-Time SEC Record: 216-211 (30th season)
NCAA Appearances (Last): 16 (2019)
NCAA Tournament Record: 28-14
2019 NCAA Result: Sweet 16, L, 68-93 vs. Baylor, Greensboro, N.C.
WNIT Appearances (Last): 4 (2011)
WNIT Record: 3-4

Media Relations

Women's Basketball Contact: Diana Koval
Office: 803.777.7977
Cell: 314.369.6050
Email: dkoval@mailbox.sc.edu
Press Row Phone: 803.777.6182
Women's Basketball on Social Media:
Twitter: @GamecockWBB
Instagram: @GamecockWBB
Facebook: @GamecockWBB
TikTok: @GamecockWBB
Head Coach on Social Media
Twitter: @DawnStaley
Instagram: @Staley05
Athletics Department on the Web
Website: GamecocksOnline.com
Twitter: @GamecocksOnline
Instagram: @GamecocksOnline
Facebook: Facebook.com/GamecocksOnline
YouTube: YouTube.com/GamecocksOnline

CURRENT STREAKS

	Total	Home	Road	Neut.
Overall	W3	W9	L2	W8
SEC	W2	W16	L1	—
Non-Conference	W1	W1	L1	W8
Ranked Teams	W1	W3	L2	W4

Five-Second Count

South Carolina women's basketball is in the midst of its most successful era, claiming at least 20 wins for the last nine seasons, including four 30-win seasons in the last six campaigns. The Gamecocks have played in the NCAA Elite Eight three times in the last five NCAA Tournaments, including winning the 2017 National Championship, and have been ranked in the AP Top 25 for 166 consecutive weeks, including 35 straight weeks in the top 10. Staley has led the Gamecocks to their only No. 1 rankings in program history (12 weeks in 2014-15, 10 weeks in 2019-20, 3 weeks in 2020-21), five SEC regular-season titles and five SEC Tournament championships.

Under Staley's leadership, six Gamecocks have earned All-America status, two have earned SEC Player of the Year honors and 20 have picked up All-SEC recognition at least once. Eight Gamecocks have been selected in the WNBA Draft in the last five years, including 2018 No. 1 overall pick Aja Wilson, who went on to become the Gamecocks' second-straight WNBA Rookie of the Year (2018) and the program's first WNBA MVP (2020).

Tennessee Series Notes

South Carolina has won six of the last 10 meetings, including three of the last four, leaving the series record 49-8 in favor of the Lady Vols.

In their regular-season meeting on Feb. 18, the Gamecocks dominated the second quarter to take a 37-25 lead into halftime. The Lady Vols rallied back in the third then tied the game at 62-62 with 5:36 to play, holding on for the 75-67 victory at Thompson-Boling Arena.

Neutral Stance

The Gamecocks are 138-93 (.597) all-time on a neutral court. South Carolina head coach Dawn Staley is 55-25 in games played at neutral sites, including a 32-14 mark in postseason action.

SEC Tournament Take

South Carolina is 24-24 all-time in the SEC Tournament since joining the league for the 1991-92 season. In her 13th trip to the event, head coach Dawn Staley is 21-7 with five championships, all coming in the last six years. South Carolina is 7-2 in SEC Tournament games in Greenville, home of the 2005, 2017, 2019, 2020 and 2021 events.

The Gamecocks have reached the tournament semifinals seven times in the last eight seasons and have won the tournament in each of their five trips to the

WHAT MATTERS

South Carolina head coach Dawn Staley picked "What Matters" as this season's theme, reflecting the value of knowing what matters most to you – your why – and how focusing on that provides a navigational guide through challenging times.

Each Gamecock wrote her own personal statement of "What Matters" to her. Pieces of each statement were blended together as a script for the video that launched the team.

That video and each Gamecocks' personal "What Matters" statement can be found at GamecocksOnline.com/WhatMatters.

championship game. With titles in 2015, 2016, 2017 and 2018, South Carolina is the only program in league history to win four consecutive SEC Tournament title, and the Gamecocks added another one in 2020.

Ranked Readings

South Carolina is 83-66 against nationally ranked opponents under head coach Dawn Staley, although that record is skewed by the early seasons of her tenure. The Gamecocks are 68-26 (.723) versus ranked foes since the start of the 2014-15 campaign, including a 24-19 mark against top-10 opponents during that time.

With a 7-4 record against ranked opponents season, the Gamecocks are second in the nation in wins over ranked opponents, trailing just Texas A&M's nine victories.

Schedule Strength

The Gamecocks lead the country in opponents' winning percentage (.671) and South Carolina's 11 games against nationally ranked opponents tied with Kentucky for the most in the country.

Ranking Review

The Gamecocks are No. 7 in both polls this week. Ranked in the AP Top 25 for the last 166 consecutive weeks, South Carolina has the fourth-longest active streak in the nation. With 35 consecutive appearances in the top 10 of the AP Poll, the Gamecocks have the fifth-longest active streak of top-10 showings in the nation.

Staley's Stand

In her 21st season as a head coach, Dawn Staley has a .732 (497-182) winning percentage, which ranks 13th in the nation among active head coaches with at least 10

GAMECOCKS IN THE RANKINGS (thru games of 3/5)

Team	SEC	NCAA	Actual	Aliyah Boston	SEC	NCAA	Actual
Scoring Offense	2	19	77.6	Scoring Avg.	24	—	13.1
Scoring Defense	1	55	59.5	Rebounding Avg.	2	13	11.8
Scoring Margin	1	9	+18.1	Field Goal Percentage	9	81	.490
Field Goal Percentage	7	49	.443	Blocked Shots Per Game	2	12	2.8
Field Goal %age Def.	2	30	.364	Off. Rebs. Per Game	2	19	3.9
3-Point FG %age	7	94	.328	Double-Doubles	3	10	13
3-Point FG %age Def.	1	34	.272	Zia Cooke	SEC	NCAA	Actual
3-Point FG Made/Gm.	13	289	4.3	Scoring Avg.	13	137	16.2
Free Throw Percentage	12	253	.662	Free Throw Percentage	10	183	.776
Rebounding Offense	1	2	48.2	Destanni Henderson	SEC	NCAA	Actual
Rebounding Defense	3	—	2.9	Assists Per Game	1	27	5.3
Rebounding Margin	1	3	+15.3	Assist-to-Turnover Ratio	5	66	2.0
Assists Per Game	9	136	13.4	Victoria Saxton	SEC	NCAA	Actual
Steals Per Game	9	183	7.5	Rebounding Avg.	20	—	6.1
Turnover Margin	8	150	+0.5	Blocked Shots Per Game	6	93	1.5
Turnovers Per Game	—	63	14.0	Off. Rebs. Per Game	7	—	2.8
Assist-to-Turnover Ratio	6	97	1.0				
Blocked Shots Per Game	1	1	7.0				
Home Attendance Avg.	1	1	3,500				

seasons of experience (sixth among Power 5 conference coaches). The unanimous 2020 National Coach of the Year, she became the first person to win both a Naismith Player of the Year Trophy and a Naismith Coach of the Year Trophy.

Leading the Gamecocks for the 13th season, Staley is the program's all-time winningest coach (325) with a program-record nine postseason appearances (8 NCAA/1 WNIT). She accounts for both of the Gamecocks' Final Four appearances (2015, 2017) and the first national championship in program history.

After winning five SEC regular-season titles, Staley has won 152 SEC games to rank second among active league coaches (Gary Blair, Texas A&M, 154) and fourth all-time. Her 11.7 SEC wins average is the best in league history, and her .738 SEC winning percentage (152-54) is second only to Tennessee's Pat Summitt (.874) in league history.

Awards Season

South Carolina's awards season got off to a solid start this week with Aliyah Boston repeating as SEC Defensive Player of the Year, sharing the honor this season. Zia Cooke joined Boston on the All-SEC First Team, making it the second-straight season of multiple Gamecocks making that team and Boston's second first-team selection in as many seasons.

Boston has been named a semifinalist for the Naismith Trophy and the Naismith Defensive Player of the Year award, and she is on the Wooden Award National Ballot. She was named to the Lisa Leslie Award Top 5 as well.

Cooke is a finalist for the Ann Meyers Drysdale Award. She and Destanni Henderson are on The Dawn Staley Award Midseason Watch List.

For the Record

In closing out SEC regular-season play, the Gamecocks reset several program records for league games. Not surprisingly, the program record for rebounds per SEC game was raised to 47.2, and the record for rebounding margin in SEC games increased to 14.4.

Aliyah Boston now holds four program SEC-season records – rebounds (196), offensive rebounds (62), blocks (57) and blocks average (3.6). Her 93 career blocks in SEC games are already second and her 16 career double-doubles vs. SEC teams are third.

Destanni Henderson's 89 assists in SEC games this season were fourth in program history, and her 551 minutes played vs. SEC teams is third.

Historic Boston

With her 16 points, 11 rebounds and 10 blocks against #22/23 Georgia (Jan. 21), Unanimous AP Preseason All-American Aliyah Boston became the first Gamecock to record a triple-double against an SEC opponent and against a ranked opponent. Hers was just the seventh triple-double in an SEC regular-season game in league history; it was just the second that included blocked shots.

Boston is also the first in Gamecock history to record multiple triple-doubles in her career, joining just two other SEC players in that category in league history. She is the first to do it with blocked shots.

Boston's 26 double-doubles in 57 career games are ninth in program history. Including nine this season, 16 of those 26 have come in SEC play, which is the third-most in program history, trailing only A'ja Wilson (2015-18) with 21 and Alaina Coates (2014-17) with 27. Thirteen of the 26 have been against ranked teams, including six this season.

In just her 47th career game, Boston reached the program's career top 10 in blocked shots (130), hitting the mark 11 games faster than record-holder A'ja Wilson, who finished her career with 363 blocks in 138 games. Boston is currently sixth with 154 career blocks, 10 away from Elem Ibiham (2012-15) in fifth place.

Boardroom

South Carolina opened the season with a Staley-era record 73 rebounds against Charleston (Nov. 25) and hasn't looked back. The Gamecocks are second in the nation in rebounds per game (48.2) and third in rebound margin at an SEC-best +15.3 advantage.

The Gamecocks have not been out-rebounded this season and have a +12.1 rebounding margin in their 11 games against ranked opponents. South Carolina is third in the nation in offensive rebounding (16.7) and averages 17.2 second-chance points. The Gamecocks are cleaning up an SEC-best 42.6 percent of their own missed shots, including 42.1 percent in SEC games.

Aliyah Boston leads the way on the glass (11.8 rpg), ranking 12th in the nation and second in the SEC overall and in league games (12.3). Her 3.9 offensive rebounds per game are 18th in the country, second in the SEC.

Junior Victoria Saxton is also among the SEC's top 10 in offensive rebounds per game, ranking seventh (2.8).

Block Party

South Carolina is annually among the best shot blocking teams in the country, and the 2020-21 Gamecocks are no different as they lead the nation with 7.0 blocks per game, including 7.6 in SEC play.

Ten different Gamecocks have at least one block, and, three rank among the league's top 15 in blocks per game.

Aliyah Boston averaged an SEC-best 3.6 blocks in league games to sit at 12th in the country at 2.8 blocks per game on the season. She has 11 games of three or more blocks, including four of five or more.

Victoria Saxton is next in line with 1.5 blocks per game to rank sixth in the SEC, and Laeticia Amihere's 1.0 are 11th.

Free for All

The Gamecocks continue to get to the free throw line at one of the highest rates in the country. South Carolina's 524 trips to the line are seventh in the nation. Its 347 made free throws rank 14th.

Zia Cooke leads the parade to the free throw line with 98 attempts this season, shooting 77.6 percent.

They Got Next

The Gamecocks signed the No. 1 recruiting class in the country in November as Staley and her staff added four from the Class of 2021. All four are ranked among the top 14 players in the class, including the Nos. 2, 3 and 4 entries.

Sanja Feagin (6-3, F, Ellenwood, Ga.)

- No. 4 in Class of 2021
- 2021 Naismith Finalist; McDonald's All-American
- 2020 Georgia Gatorade Player of the Year and 6A First-Team All-State
- 2019-20 stats: 17.2 ppg, 10.4 rpg, 3.6 bpg

Bree Hall (5-11, G, Dayton, Ohio)

- No. 14 in Class of 2021
- 2021 McDonald's All-American
- 2020 Div. I All-Ohio Second Team
- 2019-20 stats: 21.4 ppg, 7.4 rpg, .555 FG percentage

Raven Johnson (5-8, G, Atlanta, Ga.)

- No. 2 in Class of 2021
- 2021 Naismith Finalist; McDonald's All-American
- 2020 Georgia All-Classification Player of the Year
- Led team to three straight state championships
- 2019-20 stats: 15.0 ppg, 3.9 apg, 4.3 spg

Saniya Rivers (6-0, G, Wilmington, N.C.)

- No. 3 in Class of 2021
- 2021 Naismith Semifinalist; McDonald's All-American
- Two-time NC Gatorade Player of the Year
- 2020 All-Area Player of the Year
- 2019-20 stats: 25.0 ppg, 11.7 rpg, 6.3 spg

2020-21 DOUBLE-DOUBLES

Aliyah Boston (13)

11/25	College of Charleston	11 pts/12 rebs
12/6	at Iowa State	13 pts/15 rebs
12/31	Florida	28 pts/16 rebs
1/10	at #10/8 Kentucky	20 pts/12 rebs
1/18	#15/16 Arkansas	26 pts/16 rebs
1/21	#22/23 Georgia	16 pts/11 rebs
1/24	at LSU	20 pts/14 rebs
2/8	at #2/5 UConn	17 pts/15 rebs
2/11	Missouri	11 pts/12 rebs
2/14	LSU	12 pts/13 rebs
2/18	at #21/21 Tennessee	17 pts/16 rebs
2/28	at #3/3 Texas A&M	11 pts/11 rebs
3/5	vs. Alabama	16 pts/13 rebs

Laeticia Amihere (3)

11/25	College of Charleston	11 pts/11 rebs
12/3	NC State	11 pts/15 rebs
12/21	#17/17 Kentucky	12 pts/13 rebs

Victoria Saxton (2)

11/25	College of Charleston	19 pts/12 rebs
1/28	at #21/19 Mississippi State	13 pts/11 rebs

LeLe Grissett (1)

11/25	College of Charleston	13 pts/10 rebs
-------	-----------------------	----------------

Destanni Henderson (1)

1/18	#15/16 Arkansas	14 pts/10 assts
------	-----------------	-----------------

GAMECOCKS IN 2020-21 NATIONAL POLLS

Poll	Pre	11/30	12/7	12/14	12/21	12/28	1/4	1/11	1/18	1/25	2/1	2/8	2/15	2/22	3/1	3/8	3/15	3/22	3/29	Final
Associated Press	1	1	5	5	5	5	5	5	4	4	2	1	2	5	7					
Coaches	1	—	4	4	4	4	4	4	3	3	1	3	3	6	7					

GAMES LED TEAM IN ... (includes ties for team lead)

Scoring	2020-21	Career	Record	Rebounding	2020-21	Career	Record	Assists	2020-21	Career	Record
Zia Cooke	13	24	22-2	Aliyah Boston	19	44	41-3	Destanni Henderson	19	27	23-4
Aliyah Boston	6	13	11-1	Victoria Saxton	2	5	5-0	Zia Cooke	4	6	5-1
Destanni Henderson	6	11	9-2	Laeticia Amihere	3	5	4-1	Brea Beal	1	3	3-0
Victoria Saxton	2	3	3-0	Destanni Henderson	2	3	3-0	Aliyah Boston	2	2	2-0
Laeticia Amihere	1	2	1-1	LeLe Grissett	1	10	7-3	Destiny Littleton	0	2*	2-0
LeLe Grissett	0	3	3-0	Brea Beal	1	5	5-0	Laeticia Amihere	0	1	1-0
Destiny Littleton	0	3*	2-1	Destiny Littleton	0	3*	1-2	LeLe Grissett	0	1	1-0
Brea Beal	0	1	1-0								<i>* indicates includes games prior to transfer to SC</i>

MISCELLANEOUS STATS

Triple-Doubles	2020-21	Career	Record	10+ Points	2020-21	Career	Record	10+ Rebounds	2020-21	Career	Record
Aliyah Boston	1	2	2-0	Zia Cooke	21	45	41-4	Aliyah Boston	17	33	30-3
Double-Doubles	2020-21	Career	Record	Aliyah Boston	16	44	40-4	Victoria Saxton	4	5	5-0
Aliyah Boston	13	26	23-3	Destanni Henderson	16	34	30-4	Brea Beal	2	7	6-1
Laeticia Amihere	3	3	2-1	Victoria Saxton	9	18	18-0	Laeticia Amihere	3	3	2-1
Victoria Saxton	2	3	3-0	Laeticia Amihere	7	10	9-1	LeLe Grissett	2	3	2-1
LeLe Grissett	1	2	1-1	LeLe Grissett	5	18	16-2	5+ Assists	2020-21	Career	Record
Destanni Henderson	1	1	1-0	Brea Beal	5	11	11-0	Destanni Henderson	13	21	18-3
Brea Beal	0	1	1-0	Eniyah Russell	2	2	2-0	Aliyah Boston	1	1	1-0
20+ Points	2020-21	Career	Record	Destiny Littleton	0	12*	9-3	Destiny Littleton	0	1*	1-0
Zia Cooke	5	10	10-0	Olivia Thompson	0	1	1-0	5+ Steals	2020-21	Career	Record
Aliyah Boston	4	6	6-0	Elysa Wesolek	0	1	1-0	Destanni Henderson	0	1	1-0
Destanni Henderson	3	4	4-0					5+ Blocks	2020-21	Career	Record
Brea Beal	1	1	1-0					Aliyah Boston	4	10	10-0
Victoria Saxton	1	1	1-0					Victoria Saxton	1	2	2-0
LeLe Grissett	0	1	1-0								
Destiny Littleton	0	1*	1-0								

** indicates includes games prior to transfer to SC*

^ indicates program record

2020-21 AWARDS

Brea Beal

Cheryl Miller Award Watch List (Preseason)

Aliyah Boston

Naismith Defensive Player of the Year Semifinalist
 Wooden Award National Ballot
 Naismith Trophy Semifinalist
 Wooden Award National Ballot
 Wade Trophy Midseason Watch List
 SEC co-Defensive Player of the Year
 All-SEC First Team
 SEC Player of the Week (1/5-1/11, 1/19-25)
 ESPN Player of the Week (1/18-24)
 Preseason All-America (AP, Lindy's)
 Preseason All-SEC First Team (Coaches, Media)

Zia Cooke

All-SEC First Team
 Wooden Award Late Season Top 20
 Naismith Trophy Midseason Team
 Wade Trophy Midseason Watch List
 Ann Meyers Drysdale Award Top 10 Watch List
 The Dawn Staley Award Midseason Watch List
 Preseason All-SEC Second Team (Coaches)
 Bad Boy Mowers Crossover Classic All-Tourn. Team

Destanni Henderson

The Dawn Staley Award Midseason Watch List
 Bad Boy Mowers Crossover Classic Tournament MVP
 SEC co-Player of the Week (11/25-11/30)

Dawn Staley

Naismith Coach of the Year Late Season Watch List

IN THE STALEY ERA

Wins

30-Win Seasons.....	4
25-Win Seasons.....	8
20-Win Seasons (includes 2020-21).....	10
Winning Seasons (includes 2020-21).....	11

National Rankings

Weeks in the AP Top 25.....	171
Weeks in the AP Top 10.....	126
Weeks in the AP Top 3.....	57
Weeks at AP No. 1.....	25

Postseason

NCAA Tournament Appearances.....	8
NCAA Sweet 16s.....	7
NCAA Final Fours.....	2
National Championships.....	1

In the SEC

Regular-Season Championships.....	5
Regular-Season Top 3 Finishes (incl. 2020-21).....	9
Tournament Championships.....	5

2020-21 GAMECOCK ROSTER

No.	Name	Pos.	Ht.	Yr.	Hometown/Last School
0	Olivia Thompson	G	5-8	So.	Lexington, S.C./Lexington
1	Zia Cooke	G	5-9	So.	Toledo, Ohio/Rogers
2	Eniyah Russell	G	6-1	Fr.	Baltimore, Md./Saint Vincent Pallotti
3	Destanni Henderson	G	5-7	Jr.	Fort Myers, Fla./Fort Myers
4	Aliyah Boston	F	6-5	So.	St. Thomas, U.S.V.I./Worcester (Mass.) Acad.
5	Victoria Saxton	F	6-2	Jr.	Rome, Ga./Model
11	Destiny Littleton	G	5-9	Jr.	San Diego, Calif./Texas
12	Breanna Beal	G	6-1	So.	Rock Island, Ill./Rock Island
15	Laeticia Amihere	F	6-3	So.	Mississauga, Ontario/Kings Way Christian
24	LeLe Grissett	G/F	6-2	Sr.	Durham, N.C./Hillside
32	Elysa Wesolek	F	6-1	Jr.	Charleston, S.C./Northwood Academy

Head Coach: Dawn Staley

Assoc. Head Coach: Lisa Boyer, **Assistant Coaches:** Fred Chmiel, Jolette Law

TEAM SPECIALTY STATS

South Carolina-Opponent

	Pts. in Paint	Pts. Off TOs	2nd Chance Pts	Fast Break Pts
11/25 CofC	74-18	21-8	34-8	43-5
11/28 vs. USD	42-50	9-11	14-2	27-11
11/30 vs. Gonz.	44-30	12-14	18-6	20-5
12/3 NCSU	28-30	4-6	6-6	12-9
12/6 at ISU	18-36	17-14	15-4	3-6
12/17 Temple	54-16	30-4	20-10	28-3
12/31 Fla.	40-28	18-9	15-9	14-8
1/4 at Ala.	46-32	18-4	22-11	21-4
1/10 at Ky.	56-34	11-22	23-10	12-8
1/14 at Vandy	66-32	25-6	20-2	41-12
1/18 Ark.	60-34	6-18	24-6	21-17
1/21 UGa	36-28	22-7	19-10	15-10
1/24 at LSU	48-32	15-14	8-7	30-6
1/28 at MSU	44-28	16-10	21-3	17-8
1/31 Ala.	44-34	14-17	10-4	12-11
2/4 at Aub.	44-28	5-11	16-6	9-0
2/8 at UConn	40-36	11-19	17-10	0-10
2/11 Mizzou	44-24	12-6	14-6	13-0
2/14 LSU	32-30	13-20	23-7	15-11
2/18 at Tenn.	40-40	17-17	13-11	3-10
2/21 Ky.	46-20	16-6	18-3	10-2
2/25 Miss.	34-20	15-10	18-7	13-2
2/28 at TAM	26-36	8-10	8-11	13-9
3/5 vs. Ala.	38-26	24-6	16-2	11-3
Season Avg.	43.5-30.1	15.0-11.1	17.2-6.8	16.6-7.3
SEC Avg.	44.1-30.0	14.4-11.7	17.1-7.1	15.9-7.6

STARTERS VS. BENCH

	SC Starters	Opp. Starters	SC Bench	Opp. Bench
11/25 CofC	67	25	52	13
11/28 vs. USD	57	62	24	9
11/30 vs. Gonz.	70	57	9	15
12/3 NCSU	27	54	19	0
12/6 at ISU	66	57	17	8
12/17 Temple	61	36	42	5
12/31 Miss.	69	6	44	15
1/4 at Ala.	66	11	56	4
1/10 at Ky.	58	49	17	21
1/14 at Vandy	67	37	39	6
1/18 Ark.	81	66	23	16
1/21 UGa	52	40	10	10
1/24 at LSU	61	40	8	25
1/28 at MSU	50	33	25	19
1/31 Ala.	62	52	25	11
2/4 at Aub.	52	46	25	12
2/8 at UConn	52	7	51	12
2/11 Mizzou	56	32	21	30
2/14 LSU	56	45	10	14
2/18 at Tenn.	57	61	10	14
2/21 Ky.	60	38	16	17
2/25 Miss.	48	28	20	15
2/28 at TAM	52	60	5	5
3/5 vs. Ala.	64	59	11	4
Season Avg.	58.8	47.0	18.8	12.5
SEC Avg.	59.2	45.4	16.9	14.6

2020-21 SCORING DIFFERENTIALS

Season

Largest lead in a win.....by 83 (119-36), 4th, 0:45, vs. Charleston, 11/25
Largest deficit overcome to win.....by 9 (32-41), 2nd, 0:02, at #10/8 Kentucky, 1/10
Largest lead given up in a loss.....by 16 (37-21), 2nd, 1:43, at #21/21 Tennessee, 2/18
Largest deficit in a loss.....by 15 (37-52), 3rd, 1:27, at #3/3 Texas A&M, 2/28

Best Scoring Run.....22 points, 2nd qtr., 0:31, at Vanderbilt, 1/14
Best Scoring Run Against.....12 points, 4th qtr., 2:44, Georgia, 1/21

In SEC Regular Season

Largest lead in a win.....by 63 (99-36), 4th, 4:43, at Vanderbilt, 1/14
Largest deficit overcome to win.....by 9 (32-41), 2nd, 0:02, at #10/8 Kentucky, 1/10
Largest lead given up in a loss.....by 16 (37-21), 2nd, 1:43, at #21/21 Tennessee, 2/18
Largest deficit in a loss.....by 15 (37-52), 3rd, 1:27, at #3/3 Texas A&M, 2/28

Best Scoring Run.....22 points, 2nd qtr., 0:31, at Vanderbilt, 1/14
Best Scoring Run Against.....12 points, 4th qtr., 2:44, Georgia, 1/21

SOUTH CAROLINA'S RECORD WHEN...

	vs. Ranked	SEC	All		vs. Ranked	SEC	All
Record	7-4	14-1	20-4	Assist at least half of field goals made.....	2-1	2-1	4-1
Playing a ranked opponent.....	7-4	5-1	7-4	Assist on at least 2/3 of field goals made.....			0-0
Playing at home	3-1	8-0	10-1	Assist on less than half of field goals made.....	5-3	12-1	16-3
Playing on the road.....	3-2	6-1	7-3	Scoring more pts. in paint than opponent.....	6-1	14-0	18-1
Playing at neutral site	1-0		3-0	Scoring equal/fewer pts. in paint than opp.....	1-3	0-2	2-3
Leading at half	6-1	10-1	15-1	Scoring more pts. off TOs than opponent.....	4-0	9-0	13-0
Trailing at half	1-2	3-1	3-2	Scoring equal/fewer pts. off TOs than opp.....	3-4	5-2	7-4
Tied at half	0-1	1-0	2-1	Scoring more 2nd-chance pts.....	7-2	14-1	20-2
Playing an overtime game			0-1	Scoring equal/fewer 2nd-chance pts.....	0-2	0-1	0-2
0 players score in double figures.....			0-0	Scoring more fast break pts.....	6-2	13-1	18-2
1 player scores in double figures.....			0-0	Scoring equal/fewer fast break pts.....	1-2	1-1	2-2
2 players score in double figures.....	1-1	2-0	2-1	Wearing white uniforms.....	3-1	8-0	12-1
3 players score in double figures.....	3-3	5-2	7-3	Wearing black uniforms.....	4-3	6-2	8-3
4 players score in double figures.....	3-0	7-0	9-0	Wearing garnet uniforms.....			0-0
5 players score in double figures.....			1-0	Playing in November.....	1-0		3-0
More than 5 players in double figures.....			1-0	Playing in December.....	1-1	1-0	3-1
Starters out-score opponent's starters.....	7-1	14-0	19-1	Playing in January.....	4-0	8-0	8-0
Opponent's starters score equal/more.....	0-3	0-2	1-3	Playing in February.....	1-3	5-2	5-3
Bench out-scores opponent's bench.....	3-1	7-0	12-1	Playing in March.....			1-0
Opponent's bench scores equal/more.....	4-3	7-2	8-3	Playing during the day.....	3-1	6-1	10-1
Shooting 50% or better	2-0	3-0	5-0	Playing at night.....	4-3	8-1	10-3
Shooting between 40-49%	4-0	7-0	12-0	Playing on Sunday.....	4-1	5-1	7-1
Shooting between 30-39%	1-3	3-2	3-3	Playing on Monday.....	1-1	2-0	2-1
Shooting less than 30%	0-1		0-1	Playing on Tuesday.....			0-0
Opponent shoots 50% or better.....	1-0		1-0	Playing on Wednesday.....			1-0
Opponent shoots between 40-49%.....	1-2	2-2	4-2	Playing on Thursday.....	2-2	7-1	8-2
Opponent shoots between 30-39%.....	5-1	10-0	11-1	Playing on Friday.....			1-0
Opponent shoots between 20-29%.....	0-1	2-0	3-1	Playing on Saturday.....			1-0
Opponent shoots less than 20%.....			1-0	Margin is less than 5 pts.....	0-1	1-0	1-1
Shooting better than opponent.....	7-0	13-0	18-0	Margin is between 5-9.....	2-2	2-2	3-3
Shooting worse than/equal to opponent.....	0-4	1-2	2-4	Margin is between 10-19.....	2-0	5-0	8-0
Having more FTs made than opponent.....	6-1	12-0	16-1	Margin is between 20-29.....	3-0	5-0	5-0
Having equal/fewer FTs made than opponent.....	1-2	2-1	4-2	Margin is between 30-39.....			0-0
Out-rebounding opponent.....	7-2	14-0	20-2	Margin is between 40-49.....			0-0
Having equal/fewer rebounds than opponent.....	0-2	0-2	0-2	Margin is 50 pts. or more.....		1-0	3-0
Having fewer TOs than opponent.....	4-0	8-0	12-0	Having a 20-pt. scorer.....	4-0	8-0	9-0
Having equal or more TOs than opponent.....	3-4	6-2	8-4	Having a 30-pt. scorer.....			0-0
Attempting more FT than 3FG.....	6-2	13-1	18-2	Scoring 49 points or less.....	0-1		0-1
Attempting equal/fewer FT than 3FG.....	1-2	1-1	2-2	Scoring 50-59 points.....	0-2	0-1	0-2
Making 5 or more 3FGs.....	2-1	4-1	8-1	Scoring 60-69 points.....	1-1	4-1	4-1
Making fewer than 5 3FGs.....	5-3	10-1	12-3	Scoring 70-79 points.....	4-0	7-0	9-0
Making no 3 FGs.....			0-0	Scoring 80-89 points.....	1-0	1-0	3-0
Attempting 15 or more 3FGs.....	2-1	6-1	8-1	Scoring 90-99 points.....			0-0
Attempting fewer than 15 3FGs.....	5-3	8-1	12-3	Scoring 100 points or more.....	1-0	2-0	4-0
No South Carolina players foul out.....	6-3	14-2	19-3	Opponent scores 49 points or less.....		2-0	4-0
One or more SC players foul out.....	1-1		1-1	Opponent scores 50-59 points.....	3-1	6-0	6-1
No opposing players foul out.....	4-3	8-1	12-3	Opponent scores 60-69 points.....	1-2	4-1	6-2
One or more opposing players foul out.....	3-1	6-1	8-1	Opponent scores 70-79 points.....	2-1	1-1	3-1
				Opponent scores 80-89 points.....	1-0	1-0	1-0
				Opponent scores 90-99 points.....			0-0
				Opponent scores 100 points or more.....			0-0

2020-21 TEAM HIGH/LOW – ALL GAMES

South Carolina Highs	South Carolina Lows	Category	Opponent Lows	Opponent Highs
119 vs. Charleston, 11/25	46 vs. NC State, 12/3	Points in Game	38, Charleston, 11/25	82, Arkansas, 1/18
62 vs. Arkansas, 2nd, 1/18	20 vs. NC State, 12/3	Points in a Half	13, at Vanderbilt, 1st, 1/14	50, at Tennessee, 2nd, 2/18
62 vs. Charleston, 1st, 11/25				
34 vs. Charleston, 3rd, 11/25	8 at Texas A&M, 3rd, 2/28 8 vs. NC State, 12/3	Points in a Quarter	0, at Vanderbilt, 2nd, 1/14	23, vs. Gonzaga, 1st, 11/29 23, vs. South Dakota, 3rd, 11/29
42 at Vanderbilt, 1/14	20 vs. NC State, 12/3	Field Goals Made	13, Charleston, 11/25	32, Arkansas, 1/18
42 vs. Charleston, 11/25				
79 vs. Florida, 12/31	54 vs. Gonzaga, 11/29	Field Goal Attempts	53, vs. Alabama, 3/5	74, at Kentucky, 1/10 74, Charleston, 11/25
.592 (42-71) vs. Charleston, 11/25	.270 (20-74) vs. NC State, 12/3	FG Percentage	.176 (13-74), Charleston, 11/25	.527 (29-55), vs. Gonzaga, 11/29
13 at Iowa State, 12/6	1 at UConn, 2/8	3-Point FG Made	1, Georgia, 1/21 1, Charleston, 11/25	9, vs. Gonzaga, 11/29
26 at Iowa State, 12/6	4 at Kentucky, 1/10	3-Point FG Attempts	5, Georgia, 1/21	27, at Iowa State, 12/6
.600 (6-10) vs. Alabama, 1/31	.111 (1-3) at UConn, 2/8	3-Point FG Percentage	.043 (1-23), Charleston, 11/25	.538 (7-13), Arkansas, 1/18
31 vs. Charleston, 11/25	4 vs. NC State, 12/3	Free Throws Made	3, at UConn, 2/8 3, at Vanderbilt, 1/14	20, at Tennessee, 2/18
47 vs. Charleston, 11/25	11 at Texas A&M, 2/28 11 vs. NC State, 12/3	Free Throw Attempts	8, at UConn, 2/8 8, vs. Georgia, 1/21	28, at Tennessee, 2/18
.950 (19-20) vs. Alabama, 1/31	.533 (8-15) at UConn, 2/8	FT Percentage	.333 (5-15) at Miss. State, 1/28 .333 (3-9), at Vanderbilt, 1/14	.917 (11-12), at Kentucky, 1/10
73 vs. Charleston, 11/25	36 vs. Alabama, 3/5 36 vs. Gonzaga, 11/29	Rebounds	24, at Iowa State, 12/6	49, NC State, 12/3
22 vs. Temple, 12/17	6 at Kentucky, 1/10	Assists	0, Charleston, 11/25	20, vs. Gonzaga, 11/29
14 vs. Georgia, 1/21	1 at Iowa State, 12/6	Steals	1, Temple, 12/17	12, at Kentucky, 1/10
14 vs. Georgia, 1/21	2 vs. Alabama, 3/5	Blocked Shots	1, at LSU, 1/24	10, LSU, 2/14
21 at UConn, 2/8	6 vs. Temple, 12/17	Turnovers	8, vs. South Dakota, 11/28	23, Georgia, 1/21
22 vs. South Dakota, 11/28	8 vs. Temple, 12/17	Fouls	10, at Iowa State, 12/6	32, vs. Gonzaga, 11/29

2020-21 TEAM HIGH/LOW – SEC GAMES

South Carolina Highs	South Carolina Lows	Category	Opponent Lows	Opponent Highs
106 at Vanderbilt, 1/14	57 at Texas A&M, 2/28	Points in Game	43, Ole Miss, 2/25 43, at Vanderbilt, 1/14	82, Arkansas, 1/18
62 vs. Arkansas, 2nd, 1/18	22 vs. LSU, 2nd 2/14	Points in a Half	13, at Vanderbilt, 1st, 1/14	50, at Tennessee, 2nd, 2/18
33 vs. Arkansas, 4th, 1/18	8 at Texas A&M, 3rd, 2/28	Points in a Quarter	0, at Vanderbilt, 2nd, 1/14	29, Florida, 3rd, 12/31
33 at Vanderbilt, 3rd, 1/14				
42 at Vanderbilt, 1/14	22 at Texas A&M, 2/28 22 vs. Georgia, 1/21	Field Goals Made	16, Ole Miss, 2/25	32, Arkansas, 1/18
79 vs. Florida, 12/31	57 at LSU, 1/24	Field Goal Attempts	56, at Alabama, 1/4	74, at Kentucky, 1/10
.553 (42-76) at Vanderbilt, 1/14	.324 (22-68) at Texas A&M, 2/28	FG Percentage	.262 (16-61), Ole Miss, 2/25	.451 (32-71), Arkansas, 1/18
8 vs. Arkansas, 1/18	2 at Miss. State, 1/28 2 at LSU, 1/24 2 vs. Georgia, 1/21 2 at Kentucky, 1/10	3-Point FG Made	1, Georgia, 1/21	8, Missouri, 2/11
22 at Texas A&M, 2/28	4 at Kentucky, 1/10	3-Point FG Attempts	5, Georgia, 1/21	21, Missouri, 2/11 21, vs. Alabama, 1/31
.600 (6-10) vs. Alabama, 1/31	.133 (2-15) at LSU, 1/24	3-Point FG Percentage	.150 (3-20), at Kentucky, 1/10	.538 (7-13), Arkansas, 1/18
19 vs. Alabama, 1/31	8 at Texas A&M, 2/28	Free Throws Made	3, at Vanderbilt, 1/14	20, at Tennessee, 2/18
19 at Miss. State, 1/28				
25 vs. LSU, 2/14	11 at Texas A&M, 2/28	Free Throw Attempts	8, Georgia, 1/21	28, at Tennessee, 2/18
25 at LSU, 1/24				
25 at Vanderbilt, 1/14				
.950 (19-20) vs. Alabama, 1/31	.500 (12-24) at Alabama, 1/4	FT Percentage	.333 (5-15) at Miss. State, 1/28 .333 (3-9), at Vanderbilt, 1/14	.917 (11-12), at Kentucky, 1/10
60 at Vanderbilt, 1/14	38 vs. Missouri, 2/11	Rebounds	28, Ole Miss, 2/25 28, at Vanderbilt, 1/14	40, at Texas A&M, 2/28 40, at Tennessee, 2/18
21 vs. Arkansas, 1/18	6 at Kentucky, 1/10	Assists	3, at Vanderbilt, 1/14	14, at Tennessee, 2/18
14 vs. Georgia, 1/21	4 at Auburn, 2/4 4 vs. Arkansas, 1/18	Steals	3, Florida, 12/31	12, at Kentucky, 1/10
14 vs. Georgia, 1/21	3 at LSU, 1/24	Blocked Shots	1, at LSU, 1/24	10, LSU, 2/14
20 vs. LSU, 2/14	8 vs. Missouri, 2/11	Turnovers	9, Arkansas, 1/18	23, Georgia, 1/21
20 vs. Georgia, 1/21				
20 at Tennessee, 2/18	12 at Auburn, 2/4 12 at Vanderbilt, 1/14	Fouls	12, at Texas A&M, 2/28	22, at LSU, 1/24

2020-21 INDIVIDUAL SUPERLATIVES – ALL GAMES

Category	South Carolina	Opponent
Points in Game	28 by Aliyah Boston vs. Florida, 12/31	32 by Rhyne Howard, at Kentucky, 1/10 32 by Ashley Joens, at Iowa State, 12/6
Points in a Half	23 by Destanni Henderson vs. Gonzaga, 2nd, 11/21	19 by Rhyne Howard, at Kentucky, 1/10 19 by Jordan Lewis, at Alabama, 2nd, 1/4
Points in a Quarter	15 by Aliyah Boston vs. Florida, 12/31	13 by Jordan Lewis, at Alabama, 3rd, 1/4
Field Goals Made	11 by Aliyah Boston vs. Arkansas, 1/18 11 by Aliyah Boston vs. Florida, 12/31	14 by Paige Bueckers, at UConn, 2/8
Field Goal Attempts	23 by Zia Cooke vs. Ole Miss, 2/25	26 by Paige Bueckers, at UConn, 2/8
FG Percentage	.900 (9-10) by Victoria Saxton at Vanderbilt, 1/14	.778 (7-9) by Jenn Wirth, vs. Gonzaga, 11/29
3-Point FG Made	5 by Zia Cooke vs. Temple, 12/17	4 by Cierra Walkerr, vs. Gonzaga, 11/29
3-Point FG Attempts	9 by Zia Cooke at Texas A&M, 2/28	9 by Chelsea Wooten, Charleston, 11/25
3-Point FG Percentage	1.000 (3-3) by Destanni Henderson vs. Alabama, 3/5 1.000 (3-3) by Destanni Henderson vs. Alabama, 1/31	1.000 (4-4) by Jordan Lewis, vs. Alabama, 3/5
Free Throws Made	10 by Destanni Henderson vs. Gonzaga, 11/29	10 by Rennia Davis, at Tennessee, 2/18
Free Throw Attempts	13 by Destanni Henderson vs. Gonzaga, 11/29	11 by Jordan Lewis, at Alabama, 1/4
FT Percentage	1.000 (6-6) by Zia Cooke at Mississippi State, 1/28 1.000 (6-6) by Zia Cooke vs. Florida, 12/31	1.000 (10-10) by Rennia Davis, at Tennessee, 2/18
Rebounds	16 by Aliyah Boston at Tennessee, 2/18 16 by Aliyah Boston vs. Arkansas, 1/18 16 by Aliyah Boston vs. Florida, 12/31	14 by N'dea Jones, at Texas A&M, 2/28
Assists	10 by Destanni Henderson vs. Arkansas, 1/18	7 by Jill Townsend, vs. Gonzaga, 11/29 7 by Liv Korngable, vs. South Dakota, 11/28
Steals	4 by Destanni Henderson, vs. Missouri, 2/11 4 by Laeticia Amihere vs. Georgia, 1/21 4 by Aliyah Boston vs. South Dakota, 11/28 4 by Destanni Henderson vs. Charleston, 11/25	6 by Paige Bueckers, at UConn, 2/8
Blocked Shots	10 by Aliyah Boston vs. Georgia, 1/21	7 by Faustine Aifuwa, LSU, 2/14
Turnovers	8 by Destanni Henderson at UConn, 2/8	7 by Jordan Lewis, vs. Alabama, 3/5

2020-21 INDIVIDUAL SUPERLATIVES – SEC GAMES

Category	South Carolina	Opponent
Points in Game	28 by Aliyah Boston vs. Florida, 12/31	32 by Rhyne Howard, at Kentucky, 1/10
Points in a Half	19 by Aliyah Boston vs. Florida, 1st, 12/31	19 by Rhyne Howard, at Kentucky, 1/10 19 by Jordan Lewis, at Alabama, 2nd, 1/4
Points in a Quarter	15 by Aliyah Boston vs. Florida, 12/31	13 by Jordan Lewis, at Alabama, 3rd, 1/4
Field Goals Made	11 by Aliyah Boston vs. Arkansas, 1/18 11 by Aliyah Boston vs. Florida, 12/31	13 by Rennia Davis, at Tennessee, 2/18 13 by Rhyne Howard, at Kentucky, 1/10
Field Goal Attempts	23 by Zia Cooke vs. Ole Miss, 2/25	25 by Rhyne Howard, at Kentucky, 1/10
FG Percentage	.900 (9-10) by Victoria Saxton at Vanderbilt, 1/14	.538 (7-13) by Tiara Young, at LSU, 1/24
3-Point FG Made	3 by Zia Cooke at Auburn, 2/4 3 by Destanni Henderson, 3x, at Tenn., 2/18 vs. LSU, 2/14, vs. Ala., 1/31 3 by Brea Beal, 2x, vs. Arkansas, 1/18 and at Vandy, 1/14 3 by Aliyah Boston vs. Florida, 12/31	3, five times, most recently, by Shug Dickson, Missouri, 2/11
3-Point FG Attempts	9 by Zia Cooke at Texas A&M, 2/28	8 by Rhyne Howard, Kentucky, 2/21
3-Point FG Percentage	1.000 (3-3) by Destanni Henderson vs. Alabama, 1/31	.667 (2-3) by Jordan Nixon, at Texas A&M, 2/28 .667 (2-3) by Lauren Hansen, Missouri, 2/11 .667 (2-3) by Myah Taylor, at Mississippi State, 1/28
Free Throws Made	6 by LeLe Grissett vs. Ole Miss, 2/25 6 by Zia Cooke at Miss. St., 1/28; vs. Florida, 12/31 6 by Destanni Henderson at Kentucky, 1/10	10 by Rennia Davis, at Tennessee, 2/18
Free Throw Attempts	8 by LeLe Grissett vs. Ole Miss, 2/25 8 by Zia Cooke vs. Kentucky, 2/21 8 by Laeticia Amihere vs. LSU, 2/14	11 by Jordan Lewis, at Alabama, 1/4
FT Percentage	1.000 (6-6) by Zia Cooke at Mississippi State, 1/28 1.000 (6-6) by Zia Cooke vs. Florida, 12/31	1.000 (10-10) by Rennia Davis, at Tennessee, 2/18
Rebounds	16 by Aliyah Boston at Tennessee, 2/18 16 by Aliyah Boston vs. Arkansas, 1/18 16 by Aliyah Boston vs. Florida, 12/31	14 by N'dea Jones, at Texas A&M, 2/28
Assists	10 by Destanni Henderson vs. Arkansas, 1/18	5, 7x, most recently, by Jordan Nixon, at Texas A&M, 2/28
Steals	4 by Destanni Henderson, vs. Missouri, 2/11 4 by Laeticia Amihere vs. Georgia, 1/21	5 by Robyn Benton, at Kentucky, 1/10
Blocked Shots	10 by Aliyah Boston vs. Georgia, 1/21	7 by Faustine Aifuwa, LSU, 2/14
Turnovers	6 by Laeticia Amihere vs. LSU, 2/14 6 by Destanni Henderson at Tennessee, 2/18 6 by Destanni Henderson at LSU, 1/24 6 by Destanni Henderson at Kentucky, 1/10	6 by Kiara Smith, Florida, 12/31

THE LAST TIME...

INDIVIDUAL

Scored 50 Points

South Carolina 51, Jocelyn Penn vs. Stetson, 1/4/03
Opponent Never

Scored 40 Points

South Carolina 51, Jocelyn Penn vs. Stetson, 1/4/03
Opponent 46, Cornelia Gayden, LSU, 1/14/95

Scored 30 Points

South Carolina 31, Te'a Cooper vs. Drake, 11/28/18
Opponent 31, Paige Bueckers, at UConn, 2/8/21

Grabbed 20 Rebounds

South Carolina 25, Aliyah Boston vs. Arkansas, 1/9/20
Opponent 24, Teaira McCowan, at Mississippi State, 1/17/19

Grabbed 15 Rebounds

South Carolina 16, Aliyah Boston at Tennessee, 2/18/21
Opponent 18, Kiah Gillespie, Florida State, 3/24/19

Two Players with 20 or More Points

South Carolina Destanni Henderson 22/Aliyah Boston 20 at Kentucky, 1/10/21
Opponent Alexis Tolefree 22/Amber Ramirez 20, Arkansas, 1/9/20

Two Players with 10 or More Rebounds

South Carolina Laeticia Amihere 13/Aliyah Boston 11 vs. Kentucky, 2/21/21
Opponent Jakia Brown-Turner 12/Kayla Jones 12, NC State, 12/3/20

Three or More Players with 10 or More Rebounds

South Carolina A. Boston 12/V. Saxton 12/L. Amihere 11/L. Grissett 10 vs. Charleston, 11/25/20
Opponent W. Rolle 12/J. Breland 10/L. Broomfield 10, vs. North Carolina, 12/19/10

Had 10 Assists

South Carolina 10, Destanni Henderson vs. Arkansas, 1/18/21
Opponent 12, Channise Lewis, Maryland, 11/18/18

Had Five Steals

South Carolina 5, Destanni Henderson at Temple, 12/7/19
Opponent 5, Robyn Benton, at Kentucky, 1/10/21

Had Five Blocked Shots

South Carolina 6, Aliyah Boston vs. LSU, 2/14/21
Opponent 5, Tamari Key, at Tennessee, 2/18/21

Had 20 Points and 20 Rebounds

South Carolina Aja Wilson (27 pts/24 rebs) vs. LSU, 2/22/18
Opponent Teaira McCowan (26 pts/24 rebs) at Mississippi State, 1/17/19

Had a Double-Double

South Carolina Aliyah Boston (16 pts/13 rebs) vs. Alabama, 3/5/21
Opponent Rennia Davis (24 pts/12 rebs), at Tennessee, 2/18/21

Two Players had a Double-Double

South Carolina Aliyah Boston (26 pts/16 rebs) / Destanni Henderson (14 pts/10 assts) vs. Arkansas, 1/18/21
Opponent J. Brown-Turner (11 pts/12 rebs)/Kayla Jones (16 pts/12 rebs), NC State, 12/3/20

Three or More Players had a Double-Double

South Carolina L. Amihere (11 pts/11 rebs) / A. Boston (11 pts/12 rebs) / L. Grissett (13 pts/10 rebs) / V. Saxton (19 pts/12 rebs) vs. Charleston, 11/25/20
Opponent Shakira Austin (10 pts/16 rebs) / Kaila Charles (17 pts/10 rebs) / Channise Lewis (10 pts/12 assts), Maryland, 11/18/18

Had a Triple-Double

South Carolina Aliyah Boston (16 pts/11 rebs/10 blks) vs. Georgia, 1/21/21
Opponent Never

TEAM

Scored 100 Points

South Carolina 104 vs. Arkansas, 1/18/21
Opponent 103, Clemson, 11/21/03

Won by 30 or More Points

South Carolina 106-43 (63) at Vanderbilt, 1/14/21
Opponent 66-34 (32), Georgia, 3/4/11

Shot 65% or Better from the Field

South Carolina .667 (36-54) at Vanderbilt, 1/18/18
Opponent Never

Shot 60% or Better from the Field

South Carolina .603 (35-58) at Georgia, 1/26/20
Opponent .604 (29-48), Vanderbilt, 1/18/01

Shot 50% or Better from the Field

South Carolina .508 (31-61) vs. Alabama, 1/31/21
Opponent .527 (29-55), vs. Gonzaga, 11/29/20

No Players in Double-Figure Points

South Carolina at Auburn, 1/19/12
Opponent Charleston, 11/25/20

Five Players in Double-Figure Points

South Carolina vs. Temple, 12/17/20
Opponent at Alabama, 1/5/20

More Than Five Players in Double-Figure Points

South Carolina 7 vs. Charleston, 11/25/20
Opponent 6 Maryland, 11/18/18

Faced AP Top-25 Opponent

Win 76-55 vs. No. 17 Kentucky, 2/21/21
Loss 67-75 at No. 21 Tennessee, 2/18/21

Faced AP Top-10 Opponent

Win 75-70 at No. 10 Kentucky, 1/10/21
Loss 46-54 vs. No. 8 NC State, 12/3/20

Faced AP Top-5 Opponent

Win 70-52 vs. No. 5 UConn, 2/10/20
Loss 57-65 at No. 3 Texas A&M, 2/28/21

Faced AP No. 1 Team

Win Never
Loss 68-93 vs. Baylor, 3/30/19

Overtime Game

Win 58-55 vs. Drexel, 11/28/12
Loss 59-63 at No. 2/5 UConn, 2/8/21

Double-Overtime Game

Win 82-73 at Purdue, 12/16/18
Loss 92-94 at Clemson, 11/19/09

South Carolina Was Ranked (AP Poll)

No. 1 2/8/21
Top 5 No. 5, 2/22/21
Top 10 No. 7, 3/1/21
Top 25 No. 15, 3/19/19

SOUTH CAROLINA SINGLE-QUARTER RECORDS

TEAM	
Scoring	
Most	Points
1. vs. Saint Peter's, 11/22/16, 1st qtr.	37
2. at Vanderbilt, 1/12/20, 3rd qtr. vs. Alabama State, 3rd qtr.	36
4. vs. App State, 11/17/19, 1st qtr. vs. Arkansas, 3/8/19, 3rd qtr. at Arkansas, 2/3/19, 4th qtr. vs. Arkansas, 1/3/16, 2nd qtr.	35
Fewest	Points
1. vs. App State, 12/5/18, 4th qtr.	5
2. vs. Indiana, 11/28/19, 4th qtr. vs. St. John's, 11/25/17, 2nd qtr. vs. Stanford, 3/31/17, 2nd qtr. vs. UCLA, 12/18/16, 1st qtr.	6
Fewest Allowed	Points
1. at Vanderbilt, 1/14/21, 2nd qtr. at Ole Miss, 1/30/20, 1st qtr.	0
3. vs. UConn, 2/10/20, 1st qtr.	2
4. vs. App State, 11/17/19, 1st qtr. vs. Belmont, 3/22/19, 2nd qtr. vs. Savannah State, 12/17/17, 3rd qtr.	3
Most Allowed	Points
1. vs. Baylor, 12/2/18, 1st qtr. at Maryland, 11/13/17, 4th qtr. vs. Kentucky, 2/26/17, 4th qtr.	32
4. vs. Arkansas, 3/8/19, 3rd qtr. vs. Connecticut, 3/26/18, 1st qtr. vs. Syracuse, 3/25/16, 4th qtr.	30
Margin of Difference	
Lead	Score Margin
1. vs. Alabama State, 11/5/19, 3rd qtr.	36-9 +37
2. vs. App State, 11/17/19, 1st qtr.	35-3 +32
3. vs. Charleston, 11/25/20, 3rd qtr. vs. USC Upstate, 11/21/19, 3rd atr. vs. Arkansas, 1/3/16, 2nd qtr.	34-8 +26
5. vs. Saint Peter's, 11/22/16, 1st qtr.	37-12 +25
Deficit	Score Margin
1. vs. UConn, 2/1/18, 2nd qtr.	8-29 -21
2. at Tennessee, 2/15/18, 3rd qtr.	9-29 -20
3. vs. Baylor, 12/2/18, 1st qtr. at Mississippi State, 2/5/18, 4th qtr.	13-32 -19
5. vs. Indiana, 11/28/19, 4th qtr. vs. Connecticut, 3/26/18, 1st qtr.	6-24 -18
Field Goals	
Made	FGM
1. at Florida, 2/27/20, 1st qtr. vs. Saint Peter's, 11/22/16, 1st qtr.	15
3. vs. App State, 11/17/19, 1st qtr. vs. Notre Dame, 11/26/17, 4th qtr. vs. Arkansas, 1/3/16, 2nd qtr.	14
Attempts	FGA
1. vs. Arkansas, 3/7/20, 4th qtr.	28
2. vs. Arkansas, 1/9/20, 3rd qtr.	25
3. at Alabama, 1/4/21, 3rd qtr. vs. South Dakota, 11/28/20, 2nd vs. Charleston, 11/25/20, 3rd	24

Highest Percentage		FGM-A	Pct
1. vs. Kentucky, 3/5/16, 4th qtr.		11-13	.846
2. at Kentucky, 1/21/18, 3rd qtr.		9-11	.818
3. vs. Belmont, 3/22/19, 3rd qtr. vs. Quinnipiac, 3/25/17, 3rd qtr.		13-16	.813
5. vs. Charleston, 11/25/20, 2nd qtr. vs. Hampton, 12/16/15, 3rd qtr.		12-15	.800
		8-10	.800
Lowest Percentage		FGM-A	Pct
1. vs. Georgia, 1/12/17, 2nd qtr.		1-12	.083
2. vs. NC State, 12/3/20, 2nd qtr.		2-19	.105
3. at Iowa State, 12/6/20, 4th atr.		1-9	.111
4. vs. UCLA, 12/18/16, 1st qtr.		2-15	.133
5. vs. Stanford, 3/31/17, 2nd qtr.		2-14	.143
Lowest Percentage Allowed		FGM-A	Pct
1. at Vanderbilt, 1/14/21, 2nd qtr. at Ole Miss, 1/30/20, 1st qtr. vs. Purdue, 12/15/19, 4th qtr.		0-16	.000
4. vs. App State, 11/17/19, 1st qtr. vs. CofC, 12/5/17, 2nd qtr. vs. St. John's, 11/25/17, 1st qtr.		0-9	.000
		0-8	.000
		1-18	.056
		1-18	.056
		1-17	.059
Highest Percentage Allowed		FGM-A	Pct
1. vs. Drake, 11/24/18, 2nd qtr.		11-13	.846
2. at LSU, 1/15/17, 2nd qtr.		9-12	.750
3. vs. Tennessee, 1/14/18, 2nd qtr. vs. Quinnipiac, 3/25/17, 2nd qtr.		8-11	.727
5. vs. Connecticut, 3/26/18, 2nd qtr. at Missouri, 1/7/18, 4th qtr.		8-11	.727
		10-14	.714
		5-7	.714
Rebounding			
Total		Rebs	
1. vs. Arkansas, 3/7/20, 4th qtr.		28	
2. vs. Charleston, 11/25/20, 3rd qtr.		22	
3. vs. Charleston, 11/25/20, 1st qtr. at Ohio State, 11/14/16, 1st qtr.		20	
5. vs. Temple, 12/17/20, 4th qtr. vs. Arkansas, 1/9/20, 3rd qtr. vs. Arkansas, 1/9/20, 1st qtr. vs. Purdue, 12/15/19, 4th qtr. vs. CofC, 12/5/17, 1st qtr.		19	
		19	
		19	
		19	
		19	
Margin		Rebs	Margin
1. vs. Charleston, 11/25/20, 3rd qtr.		22-4	+18
vs. Arkansas, 3/7/20, 4th qtr.		21-5	+16
3. vs. Temple, 12/17/20, 4th qtr. at Alabama, 2/22/16, 4th qtr.		19-4	+15
5. vs. Arkansas, 1/25/18, 1st qtr. vs. Clemson, 12/15/16, 2nd qtr.		18-3	+15
		18-4	+14
		18-4	+14

INDIVIDUAL

Scoring	
Most	Points
1. Kaela Davis at Auburn, 1/5/17, 1st qtr.	19
2. A'ja Wilson vs. Notre Dame, 11/26/17, 4th qtr.	18
3. Alexis Jennings at Florida, 2/17/19, 3rd qtr.	17
4. Aliyah Boston vs. Florida, 12/31/20, 2nd qtr. Herbert Harrigan vs. Texas A&M, 3/1/20, 1st qtr. Kaela Davis vs. Quinnipiac, 3/25/17, 3rd qtr . Tina Roy vs. Arkansas, 1/3/16, 3rd qtr.	15
	15
	15
Rebounding	
Most	Rebs
1. LeLe Grissett at Vanderbilt, 1/14/21, 4th qtr.	9
Aliyah Boston vs. UConn, 2/10/20, 1st qtr.	9
Aliyah Boston vs. Arkansas, 1/9/20, 1st atr.	9
Alaina Coates at Arkansas, 2/5/17, 1st qtr.	9
Alaina Coates at Georgia, 1/26/17, 2nd qtr .	9

2020-21 South Carolina Basketball
#7/7 South Carolina Points-Rebounds-Assists (as of Mar 05, 2021)
All games

Opponent	Date	Score	THOMPSON, 00	COOKE,ZIA, 01	RUSSELL,EN, 02	HENDERSON, 03	BOSTON,ALI, 04	SAXTON,VIC, 05	LITTLETON, 11	BEAL,BREA, 12	AMHERE,LA, 15	GRISSETT,L, 24	WESOLEKE, 32
CC	11/25/20	119-38 W	5-0-0	18-1-3	14-4-2	11-6-5	11-12-1	19-12-2	7-8-0	8-2-1	11-11-2	13-10-3	2-4-0
vs SD	11/28/20	81-71 W	3-0-0	19-5-1	2-0-1	19-9-3	12-8-4	4-3-0	0-0-0	3-5-3	11-9-1	8-5-1	0-1-0
vs Gonz	11/29/20	79-72 W	DNP	16-4-4	DNP	23-3-2	10-5-0	9-6-1	1-1-1	12-7-1	6-4-2	2-2-1	DNP
NCSU	12/03/20	46-54 L	0-0-0	11-5-1	0-0-0	2-7-6	9-9-0	0-3-0	0-2-0	5-4-0	11-15-2	8-3-0	DNP
at lowaSt	12/06/20	83-65 W	0-1-0	19-1-4	8-1-0	12-4-7	13-15-3	9-9-1	5-7-3	13-4-2	4-2-1	DNP	0-2-0
Temple	12/17/20	103-41 W	2-1-0	23-3-4	11-3-1	8-3-7	14-9-1	16-7-0	6-4-2	5-3-3	11-3-1	7-7-3	0-3-0
UF	12/31/20	75-59 W	0-2-0	26-3-5	0-1-0	2-7-9	28-16-1	9-12-0	DNP	4-1-2	2-3-2	4-2-0	0-0-0
at Bama	01/04/21	77-60 W	0-0-0	18-3-2	0-0-0	20-8-5	5-10-0	15-6-0	DNP	8-10-0	3-5-0	8-4-2	0-0-0
at UK	01/10/21	75-70 W	0-0-0	7-3-1	3-1-0	22-8-3	20-12-1	7-2-0	0-0-0	2-6-0	10-4-1	4-3-0	DNP
at Vandy	01/14/21	106-43 W	3-1-0	9-2-2	6-3-1	12-7-9	9-10-2	20-2-1	8-3-2	17-3-1	11-8-1	7-12-0	4-1-0
Ark	01/18/21	104-82 W	DNP	9-3-3	3-1-1	14-2-10	26-16-3	10-4-0	7-5-1	22-4-1	6-1-2	7-8-0	DNP
UGA	01/21/21	62-50 W	0-0-1	16-2-0	0-0-0	2-4-3	16-11-2	9-11-0	1-5-1	9-7-1	4-2-1	5-0-1	0-2-0
at LSU	01/24/21	69-65 W	DNP	11-1-0	0-0-1	16-5-8	20-14-0	4-5-0	0-1-0	10-4-4	0-2-0	8-3-3	DNP
at MSU	01/28/21	75-52 W	3-0-0	19-3-3	2-1-0	6-4-2	6-12-0	13-11-2	2-0-2	6-5-0	7-7-2	11-5-1	0-0-0
Bama	01/31/21	87-63 W	0-0-0	21-2-0	4-3-0	14-6-7	6-13-6	10-1-0	8-3-2	11-6-0	7-1-0	6-4-0	0-0-0
at AUB	02/04/21	77-58 W	0-0-0	17-2-2	3-1-0	4-4-9	14-8-1	11-7-0	6-4-2	6-5-1	6-9-0	10-4-0	0-3-0
at UConn	02/08/21	59-63 L	DNP	11-4-3	DNP	11-5-3	17-15-1	5-8-0	0-1-0	8-10-0	4-2-0	3-3-0	DNP
Mizzou	02/11/21	77-62 W	0-0-0	15-2-1	1-0-0	11-4-3	11-12-1	10-6-0	5-1-0	9-4-3	6-6-0	9-1-2	0-1-0
LSU	02/14/21	66-59 W	DNP	13-4-4	4-0-0	19-2-3	12-13-2	8-5-0	0-4-0	4-3-0	6-5-0	0-4-1	DNP
at UT	02/18/21	67-75 L	0-0-0	15-3-2	4-2-0	15-3-6	17-16-1	6-6-0	DNP	4-1-0	4-3-2	2-1-0	0-1-0
KY	02/21/21	76-55 W	0-0-0	21-5-2	4-0-0	14-2-2	4-11-3	8-6-1	0-1-0	0-2-0	12-13-1	13-6-1	0-1-0
OM	02/25/21	68-43 W	DNP	17-1-1	0-1-0	6-4-4	7-11-2	10-8-0	0-1-0	8-9-0	8-3-1	12-5-2	DNP
at TAM	02/28/21	57-65 L	DNP	15-5-2	0-0-0	15-4-6	11-11-2	2-4-0	0-3-0	9-8-1	0-1-0	5-3-0	DNP
vs Bama	03/05/21	75-63 W	DNP	22-3-2	0-1-0	18-2-5	16-13-2	6-3-2	1-1-1	2-5-1	4-3-0	6-2-1	DNP

2020-21 South Carolina Basketball
#7/7 South Carolina Team Game-by-Game Comparison (as of Mar 05, 2021)
All games

Opponent	1st	2nd	Score	Mar	Total FG	FG Pct	3-Pointers	3FG Pct	Free Throws	FT Pct	Rebounds	Assist	T/Over	Block	Steal	Fouls
COL. OF CHARLESTON	62/20	57/18	119-38	+81	42-71/13-74	.592/.176	4-13/4-23	.308/.043	31-47/11-24	.660/.458	73/28	19/0	15/18	13/3	12/6	20/31
South Dakota	37/37	44/34	81-71	+10	30-72/29-67	.417/.433	5-14/2-16	.357/.125	16-29/11-20	.552/.550	45/37	14/15	9/8	5/3	6/5	22/25
#21/20 Gonzaga	38/34	41/38	79-72	+7	26-54/29-55	.481/.527	2-5/9-19	.400/.474	25-41/5-13	.610/.385	36/29	12/20	12/15	4/5	6/4	17/32
#8/6 NC STATE	20/21	26/33	46-54	(8)	20-74/20-68	.270/.294	2-12/4-17	.167/.235	4-11/10-12	.364/.833	54/49	9/10	11/9	6/7	2/2	15/12
#23/18 Iowa State	44/30	39/35	83-65	+18	30-63/23-62	.476/.371	13-26/5-27	.500/.185	10-13/4-16	.769/.875	50/24	21/8	19/10	6/5	1/8	21/10
TEMPLE	44/25	59/16	103-41	+62	39-73/14-60	.534/.233	8-22/4-23	.364/.174	17-25/9-13	.680/.692	54/30	22/6	6/18	7/5	10/1	8/19
FLORIDA	39/18	36/41	75-59	+16	31-79/24-65	.392/.369	3-16/7-17	.188/.412	10-12/4-11	.833/.364	51/39	19/11	15/21	10/2	12/3	14/14
Alabama	37/26	40/34	77-60	+17	31-74/22-56	.419/.393	3-8/4-16	.375/.250	12-24/12-19	.500/.632	55/31	9/9	13/12	4/5	7/5	14/21
#10/8 Kentucky	32/41	43/29	75-70	+5	30-64/28-74	.469/.378	2-4/3-20	.500/.150	13-21/11-12	.619/.917	46/31	6/10	18/13	10/7	6/12	13/20
Vanderbilt	49/13	57/30	106-43	+63	42-76/19-65	.553/.292	7-17/2-8	.412/.250	15-25/3-9	.600/.333	60/28	19/3	12/19	9/2	10/7	12/18
#15/16 ARKANSAS	42/37	62/45	104-82	+22	40-74/32-71	.541/.451	8-15/7-13	.533/.538	16-22/11-14	.727/.786	50/29	21/10	13/9	10/6	4/6	16/19
#22/23 GEORGIA	30/18	32/32	62-50	+12	22-62/22-65	.355/.338	2-11/1-5	.182/.200	16-24/5-8	.667/.625	47/37	10/13	20/23	14/7	14/5	15/20
LSU	23/25	46/40	69-65	+4	27-57/25-60	.474/.417	2-15/2-6	.133/.333	13-25/13-17	.520/.765	39/33	16/4	16/17	3/1	8/7	15/22
#21/19 Mississippi State	36/23	39/29	75-52	+23	27-66/22-65	.409/.338	2-13/3-14	.154/.214	19-22/5-15	.864/.333	51/38	12/9	13/15	4/6	9/6	14/20
ALABAMA	40/41	47/22	87-63	+24	31-61/24-66	.508/.364	6-10/7-21	.600/.333	19-20/8-12	.950/.667	43/30	15/9	13/13	8/4	10/6	15/21
Auburn	47/18	30/40	77-58	+19	31-63/23-66	.492/.348	6-12/7-15	.500/.467	9-14/5-10	.643/.500	51/29	15/11	17/9	6/3	4/7	12/15
#25 UConn	24/24	30/30	59-63	(4)	25-68/29-73	.368/.397	1-9/2-15	.111/.133	8-15/3-8	.533/.375	52/39	7/15	21/17	4/8	3/11	15/19
MISSOURI	36/36	41/26	77-62	+15	29-61/23-58	.475/.397	4-15/8-21	.267/.381	15-21/8-10	.714/.800	38/30	10/6	8/11	8/3	6/5	13/21
LSU	34/22	32/37	66-59	+7	23-61/23-61	.377/.377	4-13/2-9	.308/.222	16-25/11-15	.640/.733	49/32	10/10	20/17	10/10	10/9	16/19
#21/21 Tennessee	37/25	30/50	67-75	(8)	26-68/26-60	.382/.433	3-14/3-8	.214/.375	12-16/20-28	.750/.714	40/40	11/14	13/13	5/5	8/6	20/20
#17/17 KENTUCKY	34/30	42/25	76-55	+21	28-65/20-57	.431/.351	4-11/5-18	.364/.278	16-24/10-11	.667/.909	49/30	10/12	11/12	6/8	5/4	15/21
OLE MISS	33/20	35/23	68-43	+25	24-58/16-61	.414/.282	3-9/2-12	.333/.167	17-24/9-10	.708/.900	43/28	10/5	14/15	7/3	9/5	13/19
#3/3 Texas A&M	34/35	23/30	57-65	(8)	22-68/26-61	.324/.426	5-22/3-7	.227/.429	8-11/10-15	.727/.667	44/40	11/9	15/14	8/6	9/8	17/12
Alabama	42/26	33/37	75-63	+12	30-62/22-53	.484/.415	5-11/6-14	.455/.429	10-13/13-15	.769/.867	36/29	14/14	12/19	2/3	8/6	17/13

Note: Game totals are displayed in the format TEAM/OPPONENT for each category

South Carolina Combined Team Statistics (as of Feb 28, 2021)
Conference games only

RECORD:	OVERALL	HOME	AWAY	NEUTRAL
ALL GAMES	14-2	8-0	6-2	0-0
CONFERENCE	14-2	8-0	6-2	0-0
NON-CONFERENCE	0-0	0-0	0-0	0-0

#	Player	gp-gs	min	avg	Total		3-Point		F-Throw		Rebounds					pts	avg								
					fg-fga	fg%	3fg-fga	3fg%	ft-fa	ft%	off	def	tot	avg	pf			dq	a	to	blk	stl			
01	Zia Cooke	16-16	499	31.2	91-243	.374	15-59	.254	52-68	.765	7	37	44	2.8	22	0	30	36	1	16	249	15.6			
04	Aliyah Boston	16-16	480	30.0	83-165	.503	6-25	.240	40-54	.741	62	134	196	12.3	43	0	27	27	57	17	212	13.3			
03	Destanni Henderson	16-16	551	34.4	74-164	.451	21-50	.420	23-26	.885	14	60	74	4.6	17	0	89	44	1	24	192	12.0			
05	Victoria Saxton	16-16	368	23.0	63-115	.548	0-0	.000	26-46	.565	45	51	96	6.0	32	0	4	16	22	23	152	9.5			
12	Brea Beal	16-15	398	24.9	50-107	.467	10-31	.323	19-30	.633	20	58	78	4.9	29	0	14	16	10	14	129	8.1			
24	LeLe Grissett	16-1	314	19.6	42-90	.467	1-2	.500	26-40	.650	39	26	65	4.1	34	0	13	27	11	7	111	6.9			
15	Laetitia Amihere	16-0	279	17.4	36-97	.371	0-3	.000	20-36	.556	33	40	73	4.6	31	0	13	40	17	15	92	5.8			
11	Destiny Littleton	13-0	149	11.5	11-25	.440	7-15	.467	8-10	.800	3	28	31	2.4	6	0	10	7	1	6	37	2.8			
02	Eniya Russell	16-0	94	5.9	10-38	.263	2-13	.154	12-20	.600	1	13	14	0.9	13	0	3	9	2	6	34	2.1			
00	Olivia Thompson	11-0	25	2.3	2-6	.333	2-5	.400	0-0	.000	0	3	3	0.3	2	0	1	2	0	2	6	0.5			
32	Elysa Wesolek	10-0	43	4.3	2-7	.286	0-2	.000	0-0	.000	3	6	9	0.9	5	0	0	2	0	1	4	0.4			
Team											37	36	73												5
Total.....		16	3200		464-1057	.439	64-205	.312	226-330	.685	264	492	756	47.2	234	0	204	231	122	131	1218	76.1			
Opponents.....		16	3200		375-1011	.371	66-210	.314	145-216	.671	162	363	525	32.8	302	7	145	233	78	101	961	60.1			

South Carolina Combined Team Statistics (as of Feb 28, 2021)
vs. Ranked Teams

RECORD:	OVERALL	HOME	AWAY	NEUTRAL
ALL GAMES	7-4	3-1	3-3	1-0
CONFERENCE	5-2	3-0	2-2	0-0
NON-CONFERENCE	2-2	0-1	1-1	1-0

#	Player	gp-gs	min	avg	Total		3-Point		F-Throw		Rebounds					pts	avg								
					fg-fga	fg%	3fg-fga	3fg%	ft-fa	ft%	off	def	tot	avg	pf			dq	a	to	blk	stl			
01	Zia Cooke	11-11	357	32.5	55-167	.329	13-42	.310	36-44	.818	5	33	38	3.5	14	0	25	26	0	7	159	14.5			
04	Aliyah Boston	11-11	344	31.3	60-124	.484	5-23	.217	24-33	.727	44	89	133	12.1	34	0	16	23	37	12	149	13.5			
03	Destanni Henderson	11-11	398	36.2	52-131	.397	12-31	.387	20-29	.690	12	34	46	4.2	13	0	50	36	1	8	136	12.4			
12	Brea Beal	11-10	292	26.5	33-76	.434	8-20	.400	16-22	.727	15	43	58	5.3	18	0	6	17	6	11	90	8.2			
05	Victoria Saxton	11-11	245	22.3	31-59	.525	0-0	.000	16-27	.593	30	40	70	6.4	31	0	5	15	12	8	78	7.1			
15	Laetitia Amihere	11-0	202	18.4	28-74	.378	0-4	.000	12-19	.632	25	29	54	4.9	23	1	14	20	12	11	68	6.2			
24	Lele Grissett	10-1	198	19.8	23-51	.451	0-0	.000	14-30	.467	21	13	34	3.4	25	1	4	11	6	5	60	6.0			
02	Eniya Russell	9-0	60	6.7	8-24	.333	2-9	.222	6-10	.600	1	5	6	0.7	10	0	1	8	2	0	24	2.7			
11	Destiny Littleton	10-0	103	10.3	5-16	.313	3-9	.333	3-6	.500	4	21	25	2.5	5	0	8	3	0	4	16	1.6			
00	Olivia Thompson	7-0	9	1.3	1-2	.500	1-2	.500	0-0	.000	1	0	1	0.1	0	0	1	3	0	1	3	0.4			
32	Elysa Wesolek	5-0	17	3.4	0-2	.000	0-2	.000	0-0	.000	3	3	6	1.2	5	0	0	1	1	0	0	0.0			
Team											25	23	48												3
Total.....		11	2225		296-726	.408	44-142	.310	147-220	.668	186	333	519	47.2	178	2	130	166	77	67	783	71.2			
Opponents.....		11	2225		277-711	.390	45-163	.276	104-152	.684	121	265	386	35.1	205	5	130	150	70	72	703	63.9			

Date	Opponent	Score	Att.
@ 11/29/20	vs #21/20 Gonzaga	w 79-72	0
12/03/20	#8/6 NC STATE	L 46-54	3500
< 12/06/20	at #23/18 Iowa State	w 83-65	864
* 01/10/21	at #10/8 Kentucky	w 75-70	1200
* 01/18/21	#15/16 ARKANSAS	w 104-82	3500
* 01/21/21	#22/23 GEORGIA	w 62-50	3500
* 01/28/21	at #21/19 Mississippi State	w 75-52	1000
02/08/21	at #2/5 UConn	Lot 59-63	0
* 02/18/21	at #21/21 Tennessee	L 67-75	2512
* 02/21/21	#17/17 KENTUCKY	w 76-55	3500
* 02/28/21	at #3/3 Texas A&M	L 57-65	2700

2020-21 South Carolina Basketball
#7/7 South Carolina Combined Team Statistics (as of Mar 05, 2021)
All games

RECORD:	OVERALL	HOME	AWAY	NEUTRAL
ALL GAMES	20-4	10-1	7-3	3-0
CONFERENCE	14-2	8-0	6-2	0-0
NON-CONFERENCE	6-2	2-1	1-1	3-0

##	Player	gp-gs	min	avg	Total		3-Point		F-Throw		Rebounds			pf	dq	a	to	blk	stl	pts	avg	
					fg-fga	fg%	3fg-fga	3fg%	ft-fga	ft%	off	def	tot									avg
01	Zia Cooke	24-24	756	31.5	139-358	.388	34-94	.362	76-98	.776	11	59	70	2.9	32	0	52	58	1	22	388	16.2
04	Aliyah Boston	24-24	724	30.2	126-257	.490	8-37	.216	54-75	.720	94	188	282	11.8	67	0	39	38	68	29	314	13.1
03	Destanni Henderson	24-24	802	33.4	112-247	.453	31-70	.443	41-55	.745	21	92	113	4.7	26	0	127	64	4	29	296	12.3
05	Victoria Saxton	24-23	537	22.4	91-163	.558	0-0	.000	38-65	.585	67	80	147	6.1	52	0	10	28	36	30	220	9.2
12	Brea Beal	24-23	609	25.4	73-163	.448	14-45	.311	25-43	.581	33	85	118	4.9	45	0	25	26	13	19	185	7.7
24	Lele Grissett	23-1	441	19.2	62-122	.508	1-2	.500	33-59	.559	54	43	97	4.2	50	1	22	33	15	12	158	6.9
15	Laetitia Amihere	24-1	426	17.8	56-150	.373	0-8	.000	42-70	.600	51	71	122	5.1	50	1	22	51	25	17	154	6.4
02	Eniya Russell	22-0	160	7.3	22-63	.349	4-20	.200	21-35	.600	2	21	23	1.0	20	0	7	15	3	8	69	3.1
11	Destiny Littleton	21-0	247	11.8	16-45	.356	8-26	.308	17-22	.773	5	50	55	2.6	13	0	17	9	1	9	57	2.7
00	Olivia Thompson	16-0	48	3.0	6-16	.375	4-12	.333	0-0	.000	2	3	5	0.3	3	0	1	4	0	2	16	1.0
32	Elysa Wesolek	14-0	75	5.4	3-10	.300	0-3	.000	0-2	.000	7	12	19	1.4	11	0	0	2	3	2	6	0.4
Team											53	52	105				8					
Total.....		24	4825		706-1594	.443	104-317	.328	347-524	.662	400	756	1156	48.2	369	2	322	336	169	179	1863	77.6
Opponents.....		24	4825		554-1523	.364	99-364	.272	221-337	.656	250	540	790	32.9	463	12	233	347	117	144	1428	59.5

TEAM STATISTICS	SC	OPP	Date	Opponent	Score	Att.
SCORING	1863	1428	11/25/20	COL. OF CHARLESTON	w 119-38	3500
Points per game	77.6	59.5	@ 11/28/20	vs South Dakota	w 81-71	0
Scoring margin	+18.1	-	@ 11/29/20	vs #21/20 Gonzaga	w 79-72	0
FIELD GOALS-ATT	706-1594	554-1523	12/03/20	#8/6 NC STATE	L 46-54	3500
Field goal pct	.443	.364	< 12/06/20	at #23/18 Iowa State	w 83-65	864
3 POINT FG-ATT	104-317	99-364	12/17/20	TEMPLE	w 103-41	3500
3-point FG pct	.328	.272	* 12/31/20	FLORIDA	w 75-59	3500
3-pt FG made per game	4.3	4.1	* 01/04/21	at Alabama	w 77-60	637
FREE THROWS-ATT	347-524	221-337	* 01/10/21	at #10/8 Kentucky	w 75-70	1200
Free throw pct	.662	.656	* 01/14/21	at Vanderbilt	w 106-43	24
F-Throws made per game	14.5	9.2	* 01/18/21	#15/16 ARKANSAS	w 104-82	3500
REBOUNDS	1156	790	* 01/21/21	#22/23 GEORGIA	w 62-50	3500
Rebounds per game	48.2	32.9	* 01/24/21	at LSU	w 69-65	918
Rebounding margin	+15.3	-	* 01/28/21	at #21/19 Mississippi State	w 75-52	1000
ASSISTS	322	233	* 01/31/21	ALABAMA	w 87-63	3500
Assists per game	13.4	9.7	* 02/04/21	at Auburn	w 77-58	608
TURNOVERS	336	347	02/08/21	at #2/5 UConn	Lot 59-63	0
Turnovers per game	14.0	14.5	* 02/11/21	MISSOURI	w 77-62	3500
Turnover margin	+0.5	-	* 02/14/21	LSU	w 66-59	3500
Assist/turnover ratio	1.0	0.7	* 02/18/21	at #21/21 Tennessee	L 67-75	2512
STEALS	179	144	* 02/21/21	#17/17 KENTUCKY	w 76-55	3500
Steals per game	7.5	6.0	* 02/25/21	OLE MISS	w 68-43	3500
BLOCKS	169	117	* 02/28/21	at #3/3 Texas A&M	L 57-65	2700
Blocks per game	7.0	4.9	^ 03/05/21	vs Alabama	w 75-63	0
ATTENDANCE	38500	10463				
Home games-Avg/Game	11-3500	10-1046				
Neutral site-Avg/Game	-	3-0				

@ = Bad Boy Mowers Crossover Classic (Sioux Falls, S.D.)

< = SEC/Big 12 Challenge

* = SEC game

^ = SEC Tournament (Greenville, S.C.)

Score by Periods	1st	2nd	3rd	4th	OT	Totals
#7/7 South Carolina	467	427	529	435	5	1863
Opponents	322	323	411	363	9	1428