

**GAME 29 | SUNDAY, MARCH 28, 2021**

**NCAA TOURNAMENT SWEET 16 (HEMISFAIR REGION)**

1 P.M. (ET) | SAN ANTONIO, TEXAS | ALAMODOME

---

TV: ABC | RADIO: 107.5 THE GAME  
LIVE STATS: NCAA.COM

**GAMECOCK NCAA TOURNAMENT HISTORY**

<b>Appearances</b> .....	17 (1982, 1986, 1988, 1989, 1990, 1991, 2002, 2003, 2012, 2013, 2014, 2015, 2016, 2017, 2018, 2019, 2021)
<b>Overall Record (Staley Era)</b> .....	32-15 (24-7)
<b>Sweet 16s</b> .....	11 (1982, 1990, 2002, 2012, 2014, 2015, 2016, 2017, 2018, 2019, 2021)
<b>Elite Eights</b> .....	4 (2002, 2015, 2017, 2018)
<b>Final Fours</b> .....	2 (2015, 2017)
<b>National Championships</b> .....	1 (2017)

*Italics indicates during the Dawn Staley era*

**ABOUT TODAY'S GAME**

- The Gamecocks and Yellow Jackets have never met in women's basketball.
- South Carolina is playing in its 11th NCAA Sweet 16 game in program history, including each of the last seven tournament. The Gamecocks are 4-6 all-time in the NCAA Sweet 16, including a 3-4 mark in the Dawn Staley era, including two wins in the last three such games.

**GAMECOCK NOTABLES**

- Playing the toughest schedule in the country, South Carolina is a No. 1 seed in the NCAA Tournament for the fifth time in the last seven tournaments (2014, 2015, 2016, 2017).
- Of the 10 active players on South Carolina's roster, only three have played in an NCAA Sweet 16 game – Destanni Henderson, Victoria Saxton and Elysa Wesolek. The trio played a combined 25 minutes in the 2019 Sweet 16 game against Baylor.
- The Gamecocks have been known for their rebounding all season, ranking fourth in the country in rebounds per game (47.9) and not allowing an opponent to out-rebounded them through 28 games. That effort has carried over to the NCAA Tournament, during which South Carolina has a +21.5 rebounding margin.
- The only player named a finalist for both the Naismith Trophy and Naismith Defensive Player of the Year, First-Team All-American and *The Athletic* National Player of the Year Aliyah Boston has lifted her game to still another level in the postseason. Through the SEC and NCAA Tournaments, she leads the Gamecocks with 19.4 points and 11.8 rebounds per game, shooting 56.9 percent from the field, including 50.0 percent (4-of-8) from 3-point range.
- Junior Victoria Saxton has burst onto the NCAA Tournament scene this season, pouring in 13.5 points per game (2nd on the team) after entering the event at 9.1 ppg. She is shooting 60.0 percent from the field and blocking 2.0 shots per game.
- With an injury ending senior LeLe Grissett's season ahead of the NCAA Tournament, sophomore Laeticia Amihere has spent some time in the small forward spot, which has allowed her to play more freely and post 9.5 points and 8.5 rebounds per game. The mobile, athletic forward entered the tournament averaging 6.2 points and 5.0 rebounds.
- The Gamecock backcourt continues to power the team's success with the attention in the NCAA Tournament turning to the defensive effort of Zia Cooke and Destanni Henderson. The duo combined for 11 steals over the first two games at the event, including four in the defense-driven win over Oregon State. Offensively, the two have contributed 17.5 points per game in the tournament

<b>8.5</b> Sophomore guard Brea Beal is tied for second on the team with 8.5 rebounds per NCAA Tournament game.	<b>21.8</b> South Carolina averages 21.8 free throw attempts per game this season, ranking fourth in the nation in total free throw attempts.	<b>47.5</b> The Gamecocks held their first two NCAA Tournament opponents to just 47.5 points per game, including yielding just 42 points to Oregon State, which averaged 72.8.
--	--	---

**GAMECOCKS**  
 24-4, 14-2 SEC (#1 seed)  
**Ranking:** 6/5 (AP/Coaches)  
**Head Coach:** Dawn Staley  
**Record at SC:** 329-102 (13th)  
**Career Record:** 501-182 (21st)  
**Top Scorer:** Zia Cooke (15.6)  
**Top Rebounder:** Aliyah Boston (11.7)

**YELLOW JACKETS**  
 17-8, 12-6 ACC (#5 seed)  
**Ranking:** -/- (AP/Coaches)  
**Head Coach:** Nell Fortner  
**Record at GT:** 37-19 (2nd)  
**Career Record:** 199-136 (11th)  
**Top Scorer:** Lotta-Maj Lahtinen (14.8)  
**Top Rebounder:** Lorela Cubaj (11.7)

**SCHEDULE/RESULTS**












<b>Nov. 25</b>	<b>Charleston (SECN+)</b>	<b>W, 119-38</b>
<i>Women's Bad Boy Mowers Crossover Classic</i>		
Nov. 28	vs. South Dakota	W, 81-71
Nov. 29	vs. #21/20 Gonzaga	W, 79-72
<b>Dec. 3</b>	<b>#8/6 NC State (ESPN2)</b>	<b>L, 46-54</b>
<i>SEC/Big 12 Challenge</i>		
Dec. 6	at #23/18 Iowa State (ESPN2)	W, 83-65
<b>Dec. 17</b>	<b>Temple (SECN)</b>	<b>W, 103-41</b>
<b>Dec. 31</b>	<b>Florida* (ESPN2)</b>	<b>W, 75-59</b>
Jan. 4	at Alabama (SECN)	W, 77-60
Jan. 10	at #10/8 Kentucky* (ESPN)	W, 75-70
Jan. 14	at Vanderbilt* (SECN+)	W, 106-43
<b>Jan. 18</b>	<b>#15/16 Arkansas* (ESPN2)</b>	<b>W, 104-82</b>
<b>Jan. 21</b>	<b>#22/23 Georgia* (SECN)</b>	<b>W, 62-50</b>
Jan. 24	at LSU* (SECN)	W, 69-65
Jan. 28	at #21/19 Mississippi St.* (ESPN)	W, 75-52
<b>Jan. 31</b>	<b>Alabama* (SECN)</b>	<b>W, 87-63</b>
Feb. 4	at Auburn* (SECN+)	W, 77-58
Feb. 8	at #2/5 UConn (FS1)	L, 59-63
<b>Feb. 11</b>	<b>Missouri* (SECN)</b>	<b>W, 77-62</b>
<b>Feb. 14</b>	<b>LSU* (SECN)</b>	<b>W, 66-59</b>
Feb. 18	at #21/21 Tennessee (SECN)	L, 67-75
<b>Feb. 21</b>	<b>#17/17 Kentucky* (ESPN)</b>	<b>W, 76-55</b>
<b>Feb. 25</b>	<b>Ole Miss* (SECN+)</b>	<b>W, 68-43</b>
Feb. 28	at #3/3 Texas A&M* (ESPN2)	L, 57-65
<i>SEC Tournament (Greenville, S.C.)</i>		
Mar. 5	Alabama (SECN)	W, 75-63
Mar. 6	#14/16 Tennessee (ESPN2)	W, 67-52
Mar. 7	#16/21 Georgia (ESPN2)	W, 67-62
<i>NCAA Tournament (San Antonio, Texas)</i>		
Mar. 21	vs. Mercer (ESPN)	W, 79-53
Mar. 23	vs. Oregon State (ESPN)	W, 59-42
Mar. 28	vs. Georgia Tech (ABC)	1 p.m.

All Times Listed as Eastern and are subject to change  
\* indicates SEC Game

**TALE OF THE TAPE**

SOUTH CAROLINA	76.2	.437	.321	.676	14.8	58.5	.364	.265	+15.3	12.9	+0.3	7.0	7.5
	Points	FG%	3FG%	FT%	FTM per Game	Scoring Def.	FG% Def.	3FG% Def.	Reb. Margin	Assists	TO Margin	Blocks	Steals
GEORGIA TECH	65.6	.422	.313	.677	9.8	61.0	.401	.327	+3.0	14.1	+0.7	3.4	6.0

# 2020-21 SOUTH CAROLINA MEDIA ROSTER

<b>0</b>		<p><b>Olivia Thompson</b> 5-8 • So. • Guard • Lexington, S.C.</p> <p>PPG <b>0.8</b> RPG <b>0.3</b> APG <b>0.1</b> FG% <b>.353</b> FT% <b>—</b></p>	<p><b>LAST GM:</b> 1 min vs. Oregon St. <b>NOTABLE:</b> Good outside shooter ... has played in 19 games this season, hitting a 3 in four ... 2019 SCBCA Class 5A Player of the Year and SC HS Sports Report co-Statewide Player of the Year.</p>	<p><b>Career Highs</b> <b>Pts:</b> 10 vs. Alabama St., 11/5/19 <b>Asst:</b> 2 vs. USC Upstate, 11/21/19 <b>Stl:</b> 1, 3x, at Tennessee, 2/18/21 <b>Reb:</b> 2 vs. Florida, 12/31/20 <b>Min:</b> 14 at Ole Miss, 1/30/20</p>
<b>1</b>		<p><b>Zia Cooke</b> 5-9 • So. • Guard • Toledo, Ohio <i>ZY-uh COOK</i></p> <p>PPG <b>15.6</b> RPG <b>2.9</b> APG <b>2.0</b> FG% <b>.382</b> FT% <b>.777</b></p>	<p><b>LAST GM:</b> 10 pts, 2 assts, 5 rebs vs. Oregon St. <b>NOTABLE:</b> Explosive, athletic guard who finds the rim and has great body control ... 12th in SEC in ppg ... 24 games of 10+ points, including five 20-pt gms ... All-SEC 1st Team; WBCA All-Region; Ann Meyers Drysdale Award Top 5 ... SEC All-Tourn</p>	<p><b>Career Highs</b> <b>Pts:</b> 27 at Dayton 11/13/19 <b>Reb:</b> 7 at Dayton, 11/13/19 <b>Asst:</b> 5, 2x, vs. Florida, 12/31/20 <b>Stl:</b> 4 vs. USC Upstate, 11/21/19 <b>Min:</b> 37, 4x, vs. Alabama, 3/5/21</p>
<b>2</b>		<p><b>Eniya Russell</b> 6-1 • Fr. • Guard • Baltimore, Md. <i>ih-NYE-uh</i></p> <p>PPG <b>2.8</b> RPG <b>1.0</b> APG <b>0.3</b> FG% <b>.344</b> FT% <b>.600</b></p>	<p><b>LAST GM:</b> 1 min, 1 reb vs. Oregon St. <b>NOTABLE:</b> Good passer, can shoot deep 3, gets to the rim, strong pull-up game ... has played in 25 games, including all 16 in SEC ... 2 games of 10+ points ... scored 14.9 points per game as a high school senior.</p>	<p><b>Career Highs</b> <b>Pts:</b> 14 vs. Charleston, 11/25/20 <b>Reb:</b> 4 vs. Charleston, 11/25/20 <b>Asst:</b> 2 vs. Charleston, 11/25/20 <b>Stl:</b> 2, 2x, at Vandy, 1/14/21 <b>Min:</b> 20, 2x, at Vandy, 1/14/21</p>
<b>3</b>		<p><b>Destanni Henderson</b> 5-7 • Jr. • Guard • Fort Myers, Fla. <i>DES-tuh-nee</i></p> <p>PPG <b>12.1</b> RPG <b>4.9</b> APG <b>5.0</b> FG% <b>.430</b> FT% <b>.730</b></p>	<p><b>LAST GM:</b> 12 pts, 3 stls vs. Oregon St. <b>NOTABLE:</b> Confident, explosive guard ... 1st in SEC in apg ... in SEC games – 5.6 apg (1st) ... shooting 40.7% from 3 ... 3.5 stls/gm in NCAA Tournament ... 2020 and 2021 SEC All-Tournament, 2019 SEC All-Freshman Team.</p>	<p><b>Career Highs</b> <b>Pts:</b> 23 vs. Gonzaga, 11/29/20 <b>Reb:</b> 9, 2x, vs. Georgia, 3/7/21 <b>Asst:</b> 10 vs. Arkansas, 1/18/21 <b>Stl:</b> 5 at Temple, 12/7/19 <b>Min:</b> 40, 2x, vs. Georgia, 3/7/21</p>
<b>4</b>		<p><b>Aliyah Boston</b> 6-5 • So. • For. • St. Thomas, U.S.V.I. <i>uh-LEE-uh</i></p> <p>PPG <b>14.1</b> RPG <b>11.7</b> BPG <b>2.7</b> FG% <b>.505</b> FT% <b>.748</b></p>	<p><b>LAST GM:</b> 19 pts, 7 rebs vs. Oregon St. <b>NOTABLE:</b> Physical, loves contact, good range ... 12th in nation in rpg; 17th in bpg ... in NCAA Tourn. – 19.5 ppg, 12.5 rpg ... SEC Co-Def. POY ... 1st-team All-America; Naismith and Wooden finalist ... The Athletic Nat'l. POY ... SEC Tourn MVP.</p>	<p><b>Career Highs</b> <b>Pts:</b> 28 vs. Florida, 12/31/20 <b>Reb:</b> 25 vs. Arkansas, 1/9/20 <b>Blk:</b> 10, 2x, vs. Georgia, 1/21/21 <b>Stl:</b> 4, 2x, S. Dakota, 11/28/20 <b>Min:</b> 43 at UConn, 2/8/21</p>
<b>5</b>		<p><b>Victoria Saxton</b> 6-2 • Jr. • Forward • Rome, Ga. <i>vic-TAR-ee-uh</i></p> <p>PPG <b>9.0</b> RPG <b>5.9</b> BPG <b>1.5</b> FG% <b>.560</b> FT% <b>.628</b></p>	<p><b>LAST GM:</b> 7 pts, 6 rebs, 5 blks vs. Oregon St. <b>NOTABLE:</b> Team captain ... lithe, athletic forward, quick off the floor, great rebounder and shot blocker ... 6th in SEC in bpg, 8th in off. rpg (2.6) ... 11 gms of 10+ pts, 4 gms of 10+ rebs ... 13.5 ppg, 3.0 bpg in NCAA Tourn. ... 2019 SEC All-Fr. Tm.</p>	<p><b>Career Highs</b> <b>Pts:</b> 20, 2x, vs. Mercer, 3/21/21 <b>Reb:</b> 12, 2x, vs. Florida, 12/31/20 <b>Blk:</b> 5, 3x, vs. Oregon St., 3/23/21 <b>Stl:</b> 3, 4x, at Auburn, 2/4/21 <b>Min:</b> 32 at Iowa State, 12/6/20</p>
<b>11</b>		<p><b>Destiny Littleton</b> 5-9 • Jr. • Guard • San Diego, Calif.</p> <p>PPG <b>2.7</b> RPG <b>2.6</b> APG <b>0.8</b> FG% <b>.315</b> FT% <b>.800</b></p>	<p><b>LAST GM:</b> 7 rebs, 1 blk vs. Oregon St. <b>NOTABLE:</b> Big guard, good scorer/shooter ... returning from procedure to alleviate chronic ankle issues last season ... played in 25 games, 12 SEC ... scored in 14 games ... season-high 8 points 3x – at Vanderbilt, vs. Alabama, vs. Mercer.</p>	<p><b>Career Highs</b> <b>Pts:</b> 22 vs. Northwestern St., 12/29/18* <b>Reb:</b> 8, 2x, vs. Charleston, 11/25/20 <b>Asst:</b> 7 vs. Northwestern St., 12/29/18* <b>Stl:</b> 3, 2x, at Oklahoma St., 2/12/19* <b>Min:</b> 34, 2x, vs. Kansas St., 2/17/19* <small>* indicates set prior to South Carolina</small></p>
<b>12</b>		<p><b>Brea Beal</b> 6-1 • So. • Guard • Rock Island, Ill. <i>BREE</i></p> <p>PPG <b>7.4</b> RPG <b>5.1</b> APG <b>1.0</b> FG% <b>.430</b> FT% <b>.577</b></p>	<p><b>LAST GM:</b> 3 pts, 11 rebs, 2 stls vs. Oregon St. <b>NOTABLE:</b> Big, physical guard who got stronger in offseason ... brings intangibles, incredible competitiveness ... takes toughest defensive assignment ... 10+ points in six games, 3 games of 10+ rebounds.</p>	<p><b>Career Highs</b> <b>Pts:</b> 22 vs. Arkansas, 1/18/21 <b>Reb:</b> 13 at Missouri, 1/16/20 <b>Asst:</b> 4, 3x, at LSU, 1/24/21 <b>Stl:</b> 3, 4x, vs. Miss. State, 1/20/20 <b>Min:</b> 45 at UConn, 2/8/21</p>
<b>15</b>		<p><b>Laeticia Amihere</b> 6-4 • So. • For. • Mississauga, Ontario <i>luh-TEE-shuh ah-MEE-hear</i></p> <p>PPG <b>6.4</b> RPG <b>5.3</b> BPG <b>1.0</b> FG% <b>.379</b> FT% <b>.600</b></p>	<p><b>LAST GM:</b> 8 pts, 9 rebs vs. Oregon St. <b>NOTABLE:</b> Explosive, athletic forward with solid guard skills ... great NCAA Tourn. debut with 9.5 ppg, 8.5 rpg ... 13th in SEC in bpg ... 10+ points 8 times, 10+ rebounds 3 times, 3+ blocks 4 times.</p>	<p><b>Career Highs</b> <b>Pts:</b> 16 at Ole Miss, 1/30/20 <b>Reb:</b> 15 vs. NC State, 12/3/20 <b>Blk:</b> 3, 7x, vs. Arkansas, 1/18/21 <b>Stl:</b> 4 vs. Georgia, 1/21/21 <b>Min:</b> 30 vs. S. Dakota, 11/28/20</p>
<b>24</b>		<p><b>LeLe Grissett</b> 6-2 • Sr. • G/F • Durham, N.C. <i>LEE-lee grih-SET</i></p> <p>PPG <b>6.7</b> RPG <b>4.2</b> APG <b>1.0</b> FG% <b>.500</b> FT% <b>.559</b></p>	<p><b>LAST GM:</b> 2 pts, 4 rebs vs. Georgia <b>NOTABLE:</b> Out for NCAA Tourn with right lower leg injury ... long, versatile, high-energy guard who can play any position on the floor ... "big guard" who can score in the post and rebound ... 10+ points in 5 games.</p>	<p><b>Career Highs</b> <b>Pts:</b> 22 at Vanderbilt, 1/18/18 <b>Reb:</b> 12 at Vandy, 1/14/21 <b>Asst:</b> 4, 2x, vs. Arkansas, 3/7/20 <b>Stl:</b> 4, 2x, vs. Georgia, 3/6/20 <b>Min:</b> 29 vs. Tennessee, 1/14/18</p>
<b>32</b>		<p><b>Elysa Wesolek</b> 6-1 • Jr. • Forward • Charleston, S.C. <i>uh-LISS-uh WES-uh-leck</i></p> <p>PPG <b>0.4</b> RPG <b>1.1</b> BPG <b>0.2</b> FG% <b>.300</b> FT% <b>.250</b></p>	<p><b>LAST GM:</b> 1 min vs. Oregon St. <b>NOTABLE:</b> Solid shooting forward ... has played in 17 games, including 10 SEC ... appeared in 20 games in 2019-20, including 10 of 16 SEC contests ... has one double-figure scoring game in her career ... 2018 SCISA Miss Basketball.</p>	<p><b>Career Highs</b> <b>Pts:</b> 10 vs. ETSU, 11/22/18 <b>Reb:</b> 2, 9x, vs. Georgia, 1/21/21 <b>Asst:</b> 1, 6x, at Missouri, 1/16/20 <b>Stl:</b> 2 vs. USC Upstate, 11/21/19 <b>Min:</b> 13 at Vandy, 1/14/21</p>

## QUICK FACTS

### The University

**Location:** Columbia, S.C.  
**Founded:** 1801  
**Enrollment:** 33,176  
**Colors:** Garnet (PMS 202C) and Black  
**Nickname:** Gamecocks  
**Conference:** Southeastern  
**President:** Bob Caslen  
**Athletics Director:** Ray Tanner  
**Facility:** Colonial Life Arena (18,000)

### Coaching Staff

**Head Coach:** Dawn Staley  
**Alma Mater:** Virginia, 1992  
**Overall Record:** 501-182 (21st season)  
**School Record:** 329-102 (13th season)  
**Assoc. Head Coach, Alma Mater:**  
 Lisa Boyer, Ithaca, 1979 (13th season)  
**Assistant Coaches, Alma Mater:**  
 Fred Chmiel, Excelsior, 2001 (6th season)  
 Jolette Law, Iowa, 1990 (4th season)

### Team Information

**2019-20 Record:** 32-1  
 Home: 15-0 Away: 12-0 Neutral: 5-1  
**SEC Record (Finish):** 16-0 (1st)  
 Home: 8-0 Away: 8-0  
**Letterwinners Returning/Lost:** 9/2  
**Starters Returning/Lost:** 3/2

### Program History

**First Year of Women's Basketball:** 1974-75  
**All-Time Record:** 909-531 (47th season)  
**All-Time SEC Record:** 216-211 (30th season)  
**NCAA Appearances (Last):** 16 (2019)  
**NCAA Tournament Record:** 28-14  
**2019 NCAA Result:** Sweet 16, L, 68-93 vs. Baylor, Greensboro, N.C.  
**WNIT Appearances (Last):** 4 (2011)  
**WNIT Record:** 3-4

### Media Relations

**Women's Basketball Contact:** Diana Koval  
**Office:** 803.777.7977  
**Cell:** 314.369.6050  
**Email:** dkoval@mailbox.sc.edu  
**Press Row Phone:** 803.777.6182  
**Women's Basketball on Social Media:**  
**Twitter:** @GamecockWBB  
**Instagram:** @GamecockWBB  
**Facebook:** @GamecockWBB  
**TikTok:** @GamecockWBB  
**Head Coach on Social Media**  
**Twitter:** @DawnStaley  
**Instagram:** @Staley05  
**Athletics Department on the Web**  
**Website:** GamecocksOnline.com  
**Twitter:** @GamecocksOnline  
**Instagram:** @GamecocksOnline  
**Facebook:** Facebook.com/GamecocksOnline  
**YouTube:** YouTube.com/GamecocksOnline

## CURRENT STREAKS

	Total	Home	Road	Neut.
Overall	W7	W9	L2	W12
SEC	W2	W16	L1	—
Non-Conference	W6	W1	L1	W12
Ranked Teams	W2	W3	L2	W6

## Five-Second Count

South Carolina women's basketball is in the midst of its most successful era, claiming at least 20 wins for the last 10 seasons, including four 30-win seasons in the last seven campaigns. The Gamecocks have played in the NCAA Elite Eight three times in the last five NCAA Tournaments, including winning the 2017 National Championship, and have been ranked in the AP Top 25 for 168 consecutive weeks, including 37 straight weeks in the top 10. Staley has led the Gamecocks to their only No. 1 rankings in program history (12 weeks in 2014-15, 10 weeks in 2019-20, 3 weeks in 2020-21), five SEC regular-season titles and six SEC Tournament championships.

Under Staley's leadership, six Gamecocks have earned All-America status, two have earned SEC Player of the Year honors and 16 have picked up All-SEC recognition at least once. Eight Gamecocks have been selected in the WNBA Draft in the last five years, including 2018 No. 1 overall pick Aja Wilson, who went on to become the Gamecocks' second-straight WNBA Rookie of the Year (2018) and the program's first WNBA MVP (2020).

## Georgia Tech Series Notes

The Gamecocks and Yellow Jackets have never met in women's basketball, but the two head coaches on the sidelines have extensive history via USA Basketball.

Georgia Tech head coach Nell Fortner was an assistant coach and then head coach for USA Basketball during South Carolina head coach Dawn Staley's playing career. Fortner was on the sideline for two of Staley's Olympic gold medals (1996, assistant; 2000 head)

## Neutral Stance

The Gamecocks are 142-93 (.604) all-time on a neutral court. South Carolina head coach Dawn Staley is 59-25 in games played at neutral sites, including a 36-14 mark in postseason action.

## NCAA Tournament Tally

South Carolina is in its 17th NCAA Tournament and ninth straight under head coach Dawn Staley. The Gamecocks are 32-15 overall in the event with 11 Sweet 16 appearances, four Elite 8 seasons, two Final Four showings and the 2017 National Championship.

In her 21st season as a head coach, Staley has taken a team to the NCAA Tournament 15 times. She is 26-13 at the event, including a 24-7 mark at South Carolina.

## WHAT MATTERS

South Carolina head coach Dawn Staley picked "What Matters" as this season's theme, reflecting the value of knowing what matters most to you – your why – and how focusing on that provides a navigational guide through challenging times.

Each Gamecock wrote her own personal statement of "What Matters" to her. Pieces of each statement were blended together as a script for the video that launched the team.

That video and each Gamecocks' personal "What Matters" statement can be found at [GamecocksOnline.com/WhatMatters](http://GamecocksOnline.com/WhatMatters).

## Gamecocks Against the Field

This season, South Carolina has faced three of the other 15 teams still in the NCAA Tournament field – NC State, Texas A&M and UConn. Those teams account for three of the Gamecocks' four losses this season.

## Ranked Readings

South Carolina is 85-66 against nationally ranked opponents under head coach Dawn Staley, although that record is skewed by the early seasons of her tenure. The Gamecocks are 70-26 (.729) versus ranked foes since the start of the 2014-15 campaign, including a 24-19 mark against top-10 opponents during that time.

With a 9-4 record against ranked opponents season, the Gamecocks are tied with Texas A&M for most wins over ranked opponents in the country.

## Ranking Review

The Gamecocks are No. 6 in this week's AP Poll and No. 5 in the USA Today Coaches' Poll.

Ranked in the AP Top 25 for the last 168 consecutive weeks, South Carolina has the fourth-longest active streak in the nation. With 37 consecutive appearances in the top 10 of the AP Poll, the Gamecocks have the fifth-longest active streak of top-10 showings in the nation.

## Schedule Strength

The Gamecocks lead the country in opponents' winning percentage (.675) and South Carolina's 13 games against nationally ranked opponents are two more than any other team in the country.

## GAMECOCKS IN THE RANKINGS (thru games of 3/24)

Team	SEC	NCAA	Actual	Aliyah Boston	SEC	NCAA	Actual
Scoring Offense	2	23	76.2	Scoring Avg.	21	—	14.1
Scoring Defense	1	41	58.5	Rebounding Avg.	2	12	11.7
Scoring Margin	1	7	+17.8	Field Goal Percentage	5	56	.505
Field Goal Percentage	7	49	.437	Blocked Shots Per Game	3	17	2.7
Field Goal %age Def.	2	29	.364	Off. Rebs. Per Game	2	16	4.1
3-Point FG %age	9	126	.321	Double-Doubles	1	6	16
3-Point FG %age Def.	1	22	.265	<b>Zia Cooke</b>	<b>SEC</b>	<b>NCAA</b>	<b>Actual</b>
3-Point FG Made/Gm.	12	294	4.2	Scoring Avg.	12	168	15.6
Free Throw Percentage	11	226	.676	Free Throw Percentage	9	183	.777
Rebounding Offense	1	4	47.9	<b>Destanni Henderson</b>	<b>SEC</b>	<b>NCAA</b>	<b>Actual</b>
Rebounding Defense	1	—	32.6	Scoring Avg.	30	—	12.1
Rebounding Margin	1	3	+15.3	Assists Per Game	1	37	5.0
Assists Per Game	9	161	12.9	Assist-to-Turnover Ratio	5	86	1.8
Steals Per Game	9	180	7.5	Minutes Per Game	7	—	33.8
Turnover Margin	9	155	+0.3	<b>Victoria Saxton</b>	<b>SEC</b>	<b>NCAA</b>	<b>Actual</b>
Turnovers Per Game	—	77	14.2	Blocked Shots Per Game	6	87	1.5
Assist-to-Turnover Ratio	7	114	0.9	Off. Rebs. Per Game	8	—	2.6
Blocked Shots Per Game	1	2	7.0				
Home Attendance Avg.	1	1	3,500				



### Staley's Stand

In her 21st season as a head coach, Dawn Staley has a .734 (501-182) winning percentage, which ranks 13th in the nation among active head coaches with at least 10 seasons of experience (sixth among Power 5 conference coaches). The unanimous 2020 National Coach of the Year, she became the first person to win both a Naismith Player of the Year Trophy and a Naismith Coach of the Year Trophy.

Leading the Gamecocks for the 13th season, Staley is the program's all-time winningest coach (329) with a program-record 10 postseason appearances (9 NCAA/1 WNIT). She accounts for both of the Gamecocks' Final Four appearances (2015, 2017) and the first national championship in program history.

After winning five SEC regular-season titles, Staley has won 152 SEC games to rank second among active league coaches (Gary Blair, Texas A&M, 154) and fourth all-time. Her 11.7 SEC wins average is the best in league history, and her .738 SEC winning percentage (152-54) is second only to Tennessee's Pat Summitt (.874) in league history.

### Oh Captain, My Captain

South Carolina named two team captains this season – Aliyah Boston and Victoria Saxton. It is the second season that Saxton has been a team captain.

### Awards Season

Aliyah Boston leads the awards list for the Gamecocks with her selection to the AP All-America First Team. She is the only player named a finalist for the Naismith Trophy

and Naismith Defensive Player of the Year, and she is on the Wooden Award National Ballot. The SEC co-Defensive Player of the Year she repeated on the All-SEC First Team and is also on the Lisa Leslie Award Top 5.

Fellow sophomore Zia Cooke earned her first All-SEC honors, capturing a spot on the Second Team. She is also on the Ann Meyers Drysdale Award Top 5.

### Debut Details

In her long awaited NCAA Tournament debut, sophomore Aliyah Boston did not disappoint. Her nine offensive rebounds matched the program's NCAA Tournament record, and her 18 total rebounds was one shy of the mark and the most by a Gamecock in her debut since 1986. She became the first Gamecock to score at least 20 points in her tournament debut since 1989.

### For the Record

In closing out SEC regular-season play, the Gamecocks reset several program records for league games. Not surprisingly, the program record for rebounds per SEC game was raised to 47.2, and the record for rebounding margin in SEC games increased to 14.4.

Aliyah Boston now holds four program SEC-season records – rebounds (196), offensive rebounds (62), blocks (57) and blocks average (3.6). Her 93 career blocks in SEC games are already second and her 16 career double-doubles vs. SEC teams are third.

Destanni Henderson's 89 assists in SEC games this season were fourth in program history, and her 551

minutes played vs. SEC teams is third.

### Historic Boston

With her 16 points, 11 rebounds and 10 blocks against #22/23 Georgia (Jan. 21), AP First-Team All-American Aliyah Boston became the first Gamecock to record a triple-double against an SEC opponent and against a ranked opponent. Hers was just the seventh triple-double in an SEC regular-season game in league history; it was just the second that included blocked shots

## NATIONAL RANKINGS

### Associated Press Poll (Mar. 15)

1. UConn	24-1
2. Stanford	25-2
3. NC State	20-2
4. Texas A&M	23-2
5. Baylor	25-2
6. South Carolina	22-4
7. Maryland	24-2
8. Louisville	23-3
9. UCLA	16-5
10. Georgia	20-6
11. Arizona	16-5
12. Indiana	18-5
13. Tennessee	16-7
14. Gonzaga	23-3
15. Arkansas	19-8
16. Michigan	14-5
17. West Virginia	21-6
18. Kentucky	17-8
19. South Florida	18-3
20. Missouri State	21-2
21. Rutgers	14-4
22. Ohio State	13-7
23. Oregon	13-8
24. Florida Gulf Coast	26-2
25. South Dakota State	21-3

### USA Today/WBCA Coaches' Poll (Mar. 15)

1. UConn	24-1
2. Stanford	25-2
3. NC State	20-2
4. Texas A&M	23-2
5. South Carolina	22-4
6. Baylor	25-2
7. Louisville	23-3
8. Maryland	24-2
9. UCLA	16-5
10. Indiana	18-5
11. Arizona	16-5
12. Georgia	20-6
13. Gonzaga	23-3
14. Michigan	14-5
15. Tennessee	16-7
16. Arkansas	19-8
17. Missouri State	21-2
18. South Florida	18-3
19. Kentucky	17-8
20. West Virginia	21-6
21. Florida Gulf Coast	26-2
22. Oregon	13-8
23. Rutgers	14-4
24. Ohio State	13-7
25. South Dakota State	21-3

## FROM THE WEIGHT ROOM...

The Gamecocks' athleticism and physicality are both natural and fine-tuned by hours in the weight room under the guidance of sports performance coach Molly Binetti. A few key measurements from the team...

#### Wingspan

Laeticia Amihere – 6-foot-10  
Aliyah Boston – 6-foot-9.5  
Victoria Saxton – 6-foot-5

#### Power

7 of 11 Gamecocks have a standing, two-foot vertical jump over 25 inches with Victoria Saxton leading the way at 29 inches. She can also touch 10-foot-5.

6 Gamecocks have broad jumps greater than eight feet with Saxton leading at 9-foot-1.

#### Strength

8 of 11 Gamecocks back squat over 225 pounds – BEST: Amihere, 305

All 11 Gamecocks bench press over 135 pounds – BEST: Amihere, 175

#### Speed

The Gamecock have serious speed in the open court. Laeticia Amihere registered the fastest 3/4-court sprint time at 2.96 seconds. Brea Beal, Zia Cooke, and Destanni Henderson all registered times between 3.1 and 3.15 seconds

Amihere has a 27.9-inch vertical jump (a 6-inch improvement from last season) and can touch 10-foot-9.

Henderson improved her vertical jump from 24 inches to 27 inches this season.

10 of 11 Gamecocks can do multiple chin-ups – BEST: Cooke, 12

## TEAM STATEMENT ON NATIONAL ANTHEM DEMONSTRATION

As a team, we have taken our season theme of "What Matters" to heart. We are a team of individuals who each have opinions about what matters most to us.

During the national anthem this season, each of us has made an individual decision about how to use our platform to call attention to what matters most to us. Many of us stay seated or kneel to shine a light on the need for racial equality, social justice and ending systemic racism in our country. One of us chooses to stand in honor of her family's military service.

The two positions are not mutually exclusive. Each action does not reflect one belief **OR** the other; we are capable of having multiple passions, multiple values. We do not believe that one action demonizes the other.

At the end of the anthem, just as before it, we are a team; and the best part of being on a team is learning from, accepting and supporting each other's decisions. While we differ in the way we express ourselves during the anthem, we are united by that unconditional support of each other.

We know that not everyone will agree with the decisions we made, but we ask that everyone respect our right to make them.

## GAMECOCKS IN 2020-21 NATIONAL POLLS

Poll	Pre	11/30	12/7	12/14	12/21	12/28	1/4	1/11	1/18	1/25	2/1	2/8	2/15	2/22	3/1	3/8	3/15	Final
Associated Press	1	1	5	5	5	5	5	5	4	4	2	1	2	5	7	5	6	
Coaches	1	—	4	4	4	4	4	4	3	3	1	3	3	6	7	5	5	

Boston is also the first in Gamecock history to record multiple triple-doubles in her career, joining just two other SEC players in that category in league history. She is the first to do it with blocked shots.

Boston's 29 double-doubles in 61 career games are tied for eighth in program history, just three shy of seventh place. Her 16 career double-doubles during SEC play, including nine this season, rank third in program history, trailing only A'ja Wilson (2015-18) with 21 and Alaina Coates (2014-17) with 27. Fifteen of the 28 have been against ranked teams, including eight this season.

In just her 47th career game, Boston reached the program's career top 10 in blocked shots (130), hitting the mark 11 games faster than record-holder A'ja Wilson,

who finished her career with 363 blocks in 138 games. Boston is currently sixth with 161 career blocks, three away from Elem Ibiam (2012-15) in fifth place.

Victoria Saxton is next in line with 1.5 blocks per game to rank sixth in the SEC, including six games of three or more. Laeticia Amihere's 1.0 blocks per game are 11th.

**Boardroom**

South Carolina opened the season with a Staley-era record 73 rebounds against Charleston (Nov. 25) and hasn't looked back. The Gamecocks are fourth in the nation in rebounds per game (47.9) and third in rebound margin at an SEC-best +15.3 advantage.

The Gamecocks have not been out-rebounded this season and have a +11.8 rebounding margin in their 13 games against ranked opponents. South Carolina is fourth in the nation in offensive rebounding (16.7) and averages 17.0 second-chance points. The Gamecocks are cleaning up an SEC-best 42.8 percent of their own missed shots, including 42.1 percent in SEC games.

Aliyah Boston leads the way on the glass (11.7 rpg), ranking 12th in the nation and second in the SEC overall and in league games (12.3). Her 4.1 offensive rebounds per game are 16th in the country, second in the SEC.

Junior Victoria Saxton is also among the SEC's top 10 in offensive rebounds per game, ranking eighth (2.6).

**Free for All**

The Gamecocks continue to get to the free throw line at one of the highest rates in the country. South Carolina's 611 trips to the line are fourth in the nation. Its 413 made free throws rank eighth.

Zia Cooke leads the parade to the free throw line with 112 attempts this season, shooting 77.7 percent.

**U-S-A, U-S-A**

Since the arrival of Staley in the 2008-09 season, South Carolina has solidified its relationship with USA Basketball. At least one Gamecock has donned the red, white and blue in each of the last six years of international competition (no events in 2020), and the group of nine Gamecocks, including three currently in the program, has helped 14 U.S. teams to gold medals, three more to silvers and another to bronze.

The participation streak is guaranteed to continue through 2021 as Staley was named Senior National Team Head Coach through the delayed Tokyo Olympics. The Gamecocks' head coach has led the U.S. to gold in the 2018 FIBA World Cup, earning her second USA Basketball National Coach of the Year award for her effort, and in the 2019 FIBA AmeriCup.

Current Gamecock sophomores Aliyah Boston and Zia Cooke were part of two gold-medal winning teams – 2018 FIBA U17 World Cup, 2017 FIBA U16 Americas Cup. Boston also picked up gold in the 2018 Youth Olympics 3x3 and the 2019 FIBA U19 World Cup.

**2020-21 AWARDS**

**Aliyah Boston**

The Athletic National Player of the Year  
First-Team All-America (AP, ESPN.com)  
WBCA All-America Regional Finalist  
Naismith Trophy and Wooden Award Finalist  
Naismith Defensive Player of the Year Finalist  
SEC co-Defensive Player of the Year  
All-SEC First Team  
SEC Tournament MVP  
SEC Player of the Week (1/5-1/11, 1/19-25)  
ESPN Player of the Week (1/18-24)

**Zia Cooke**

WBCA All-America Regional Finalist  
All-SEC First Team  
SEC All-Tournament Team  
Wooden Award Late Season Top 20  
Naismith Trophy Midseason Team  
Wade Trophy Midseason Watch List  
Ann Meyers Drysdale Award Top 10 Watch List  
The Dawn Staley Award Midseason Watch List  
Preseason All-SEC Second Team (Coaches)  
Bad Boy Mowers Crossover Classic All-Tourn. Team

**Destanni Henderson**

SEC All-Tournament Team  
The Dawn Staley Award Midseason Watch List  
Bad Boy Mowers Crossover Classic Tournament MVP  
SEC co-Player of the Week (11/25-11/30)

**Dawn Staley**

WBCA Coach of the Year Finalist

**IN THE STALEY ERA**

**Wins**

30-Win Seasons.....	4
25-Win Seasons.....	8
20-Win Seasons (includes 2020-21).....	10
Winning Seasons (includes 2020-21).....	11

**National Rankings**

Weeks in the AP Top 25.....	172
Weeks in the AP Top 10.....	128
Weeks in the AP Top 3.....	57
Weeks at AP No. 1.....	25

**Postseason**

NCAA Tournament Appearances (includes 2020-21).....	9
NCAA Sweet 16s.....	7
NCAA Final Fours.....	2
National Championships.....	1

**In the SEC**

Regular-Season Championships.....	5
Regular-Season Top 3 Finishes (incl. 2020-21).....	9
Tournament Championships.....	6

**Block Party**

South Carolina is annually among the best shot blocking teams in the country, and the 2020-21 Gamecocks are no different as they are second in the nation with 7.0 blocks per game, including 7.6 in SEC play.

Ten different Gamecocks have at least one block, and, three rank among the league's top 15 in blocks per game.

Aliyah Boston averaged an SEC-best 3.6 blocks in league games to sit at 17th in the country at 2.7 blocks per game on the season. She has 12 games of three or more blocks, including four of five or more.

**2020-21 DOUBLE-DOUBLES**

**Aliyah Boston (16)**

11/25	College of Charleston	11 pts/12 rebs
12/6	at Iowa State	13 pts/15 rebs
12/31	Florida	28 pts/16 rebs
1/10	at #10/8 Kentucky	20 pts/12 rebs
1/18	#15/16 Arkansas	26 pts/16 rebs
1/21	#22/23 Georgia	16 pts/11 rebs
1/24	at LSU	20 pts/14 rebs
2/8	at #2/5 UConn	17 pts/15 rebs
2/11	Missouri	11 pts/12 rebs
2/14	LSU	12 pts/13 rebs
2/18	at #21/21 Tennessee	17 pts/16 rebs
2/28	at #3/3 Texas A&M	11 pts/11 rebs
3/5	vs. Alabama	16 pts/13 rebs
3/6	vs. #14/16 Tennessee	15 pts/11 rebs
3/7	vs. #16/21 Georgia	27 pts/10 rebs
3/21	vs. Mercer	20 pts/18 rebs

**Laeticia Amihere (3)**

11/25	College of Charleston	11 pts/11 rebs
12/3	NC State	11 pts/15 rebs
12/21	#17/17 Kentucky	12 pts/13 rebs

**Victoria Saxton (2)**

11/25	College of Charleston	19 pts/12 rebs
1/28	at #21/19 Mississippi State	13 pts/11 rebs

**LeLe Grissett (1)**

11/25	College of Charleston	13 pts/10 rebs
-------	-----------------------	----------------

**Destanni Henderson (1)**

1/18	#15/16 Arkansas	14 pts/10 assts
------	-----------------	-----------------

**2020-21 GAMECOCK ROSTER**

No.	Name	Pos.	Ht.	Yr.	Hometown/Last School
0	Olivia Thompson	G	5-8	So.	Lexington, S.C./Lexington
1	Zia Cooke	G	5-9	So.	Toledo, Ohio/Rogers
2	Eniya Russell	G	6-1	Fr.	Baltimore, Md./Saint Vincent Pallotti
3	Destanni Henderson	G	5-7	Jr.	Fort Myers, Fla./Fort Myers
4	Aliyah Boston	F	6-5	So.	St. Thomas, U.S.V.I./Worcester (Mass.) Acad.
5	Victoria Saxton	F	6-2	Jr.	Rome, Ga./Model
11	Destiny Littleton	G	5-9	Jr.	San Diego, Calif./Texas
12	Breanna Beal	G	6-1	So.	Rock Island, Ill./Rock Island
15	Laeticia Amihere	F	6-3	So.	Mississauga, Ontario/Kings Way Christian
24	LeLe Grissett	G/F	6-2	Sr.	Durham, N.C./Hillside
32	Elysa Wesolek	F	6-1	Jr.	Charleston, S.C./Northwood Academy

**Head Coach:** Dawn Staley

**Assoc. Head Coach:** Lisa Boyer; **Assistant Coaches:** Fred Chmiel, Jolette Law

## Everybody's All-American

Of the 11 Gamecocks on the 2020-21 roster, six were McDonald's All-Americans in high school – Brea Beal, Aliyah Boston, Zia Cooke, Destanni Henderson, Destiny Littleton and Eniya Russell.

At South Carolina, Staley has coached 13 McDonald's All-Americans, including 10 who joined the Gamecocks as freshmen. That number will go up by four next season as all four members of Staley's 2021 signing class earned the honor.

## They Got Next

The Gamecocks signed the No. 1 recruiting class in the country in November as Staley and her staff added four from the Class of 2021. All four are ranked among the top 14 players in the class, including the Nos. 2, 3 and 4 entries.

### Sania Feagin (6-3, F, Ellenwood, Ga.)

- No. 4 in Class of 2021
- 2021 All-American (McDonald's, Naismith 1st-Team)
- 2020-21 stats: 19.5 ppg, 10.2 rpg, 4.2 bpg

### Bree Hall (5-11, G, Dayton, Ohio)

- No. 14 in Class of 2021
- 2021 All-American (McDonald's, Naismith hon. men.)
- 2020-21 stats: 27.5 ppg, 7.2 rpg, 3.4 spg

### Raven Johnson (5-8, G, Atlanta, Ga.)

- No. 2 in Class of 2021
- 2021 Naismith HS Player of the Year
- 2021 All-American (McDonald's, Naismith 1st-Team)
- Led team to four straight state championships
- 2020-21 stats: 15.3 ppg, 5.7 apg, 3.7 spg

### Saniya Rivers (6-0, G, Wilmington, N.C.)

- No. 3 in Class of 2021
- 2021 All-American (McDonald's, Naismith 2nd-Team)
- Two-time NC Gatorade Player of the Year
- 2021 NCBCA State Player of the Year
- 2020-21 stats: 36.8 ppg, 11.5 rpg, 5.3 spg, 5.1 apg

## TEAM SPECIALTY STATS

South Carolina-Opponent				
	Pts. in Paint	Pts. Off TOs	2nd Chance Pts	Fast Break Pts
11/25 CofC	74-18	21-8	34-8	43-5
11/28 vs. USD	42-50	9-11	14-2	27-11
11/30 vs. Gonz.	44-30	12-14	18-6	20-5
12/3 NCSU	28-30	4-6	6-6	12-9
12/6 at ISU	54-36	17-14	15-4	3-6
12/17 Temple	54-16	30-4	20-10	28-3
12/31 Fla.	40-28	18-9	15-9	14-8
1/4 at Ala.	46-32	18-4	22-11	21-4
1/10 at Ky.	56-34	11-22	23-10	12-8
1/14 at Vandy	66-32	25-6	20-2	41-12
1/18 Ark.	60-34	6-18	24-6	21-17
1/21 UGa	36-28	22-7	19-10	15-10
1/24 at LSU	48-32	15-14	8-7	30-6
1/28 at MSU	44-28	16-10	21-3	17-8
1/31 Ala.	44-34	14-17	10-4	12-11
2/4 at Aub.	44-28	5-11	16-6	9-0
2/8 at UConn	40-36	11-19	17-10	0-10
2/11 Mizzou	44-24	12-6	14-6	13-0
2/14 LSU	32-30	13-20	23-7	15-11
2/18 at Tenn.	40-40	17-17	13-11	3-10
2/21 Ky.	46-20	16-6	18-3	10-2
2/25 Miss.	34-20	15-10	18-7	13-2
2/28 at TAM	26-36	8-10	8-11	13-9
3/5 vs. Ala.	38-26	24-6	16-2	11-3
3/6 vs. Tenn.	30-32	19-6	16-11	8-6
3/7 vs. UGa.	34-32	15-17	9-8	7-4
3/21 vs. Mer.	42-16	10-18	23-7	11-18
3/23 vs. OSU	34-24	11-8	15-5	10-6
Season Avg.	42.3-29.5	14.8-11.3	17.0-6.9	15.5-7.4
SEC Avg.	44.1-30.0	14.4-11.7	17.1-7.1	15.9-7.6

## STARTERS VS. BENCH

	SC Starters	Opp. Starters	SC Bench	Opp. Bench
11/25 CofC	67	25	52	13
11/28 vs. USD	57	62	24	9
11/30 vs. Gonz.	70	57	9	15
12/3 NCSU	27	54	19	0
12/6 at ISU	66	57	17	8
12/17 Temple	61	36	42	5
12/31 Miss.	69	6	44	15
1/4 at Ala.	66	11	56	4
1/10 at Ky.	58	49	17	21
1/14 at Vandy	67	37	39	6
1/18 Ark.	81	66	23	16
1/21 UGa	52	40	10	10
1/24 at LSU	61	40	8	25
1/28 at MSU	50	33	25	19
1/31 Ala.	62	52	25	11
2/4 at Aub.	52	46	25	12
2/8 at UConn	52	7	51	12
2/11 Mizzou	56	32	21	30
2/14 LSU	56	45	10	14
2/18 at Tenn.	57	61	10	14
2/21 Ky.	60	38	16	17
2/25 Miss.	48	28	20	15
2/28 at TAM	52	60	5	5
3/5 vs. Ala.	64	59	11	4
3/6 vs. Tenn.	52	39	15	13
3/7 vs. UGa.	63	50	4	12
3/21 vs. Mer.	60	47	19	6
3/23 vs. OSU	51	29	8	13
Season Avg.	58.5	46.2	17.8	12.3
SEC Avg.	59.2	45.4	16.9	14.6

## GAMES LED TEAM IN ... (includes ties for team lead)

Scoring	2020-21	Career	Record	Rebounding	2020-21	Career	Record	Assists	2020-21	Career	Record
Zia Cooke	14	25	23-2	Aliyah Boston	22	47	44-3	Destanni Henderson	22	30	26-4
Aliyah Boston	9	16	14-2	Laeticia Amihere	3	5	4-1	Zia Cooke	5	7	6-1
Destanni Henderson	6	11	9-2	Brea Beal	2	6	6-0	Brea Beal	2	4	4-0
Victaria Saxton	3	4	4-0	Victaria Saxton	2	5	5-0	Aliyah Boston	2	2	2-0
Laeticia Amihere	1	2	1-1	Destanni Henderson	2	3	3-0	Victaria Saxton	1	0	1-0
LeLe Grissett	0	3	3-0	LeLe Grissett	1	10	7-3	Destiny Littleton	0	2*	2-0
Destiny Littleton	0	3*	2-1	Destiny Littleton	0	3*	1-2	Laeticia Amihere	0	1	1-0
Brea Beal	0	1	1-0					LeLe Grissett	0	1	1-0

## MISCELLANEOUS STATS

Triple-Doubles	2020-21	Career	Record	10+ Points	2020-21	Career	Record	10+ Rebounds	2020-21	Career	Record
Aliyah Boston	1	2	2-0	Zia Cooke	24	48	44-4	Aliyah Boston	22	38	35-3
				Aliyah Boston	20	48	44-4	Victaria Saxton	4	5	5-0
				Destanni Henderson	19	37	33-4	Brea Beal	3	8	7-1
				Victaria Saxton	10	19	19-0	Laeticia Amihere	3	3	2-1
				Laeticia Amihere	8	11	10-1	LeLe Grissett	2	3	2-1
				LeLe Grissett	5	18	16-2				
				Brea Beal	5	11	11-0	<b>5+ Assists</b>	<b>2020-21</b>	<b>Career</b>	<b>Record</b>
				Eniyah Russell	2	2	2-0	Destanni Henderson	14	22	19-3
				Destiny Littleton	0	12*	9-3	Aliyah Boston	1	1	1-0
				Olivia Thompson	0	1	1-0	Destiny Littleton	0	1*	1-0
				Elysa Wesolek	0	1	1-0				
								<b>5+ Steals</b>	<b>2020-21</b>	<b>Career</b>	<b>Record</b>
								Destanni Henderson	0	1	1-0
								<b>5+ Blocks</b>	<b>2020-21</b>	<b>Career</b>	<b>Record</b>
								Aliyah Boston	4	10	10-0
								Victaria Saxton	2	3	3-0

\* indicates includes games prior to transfer to SC

^ indicates program record

## SOUTH CAROLINA'S RECORD WHEN...

	vs. Ranked	SEC	All		vs. Ranked	SEC	All
Record .....	9-4	14-2	24-4	Assist at least half of field goals made.....	3-1	2-1	5-1
Playing a ranked opponent.....	9-4	5-2	9-4	Assist on at least 2/3 of field goals made.....			0-0
Playing at home .....	3-1	8-0	10-1	Assist on less than half of field goals made.....	6-3	12-1	19-3
Playing on the road.....	3-3	6-2	7-3	Scoring more pts. in paint than opponent.....	7-1	14-0	21-1
Playing at neutral site .....	3-0		7-0	Scoring equal/fewer pts. in paint than opp.....	2-3	0-2	3-3
Leading at half .....	7-1	10-1	18-1	Scoring more pts. off TOs than opponent.....	5-0	9-0	15-0
Trailing at half .....	1-2	3-1	3-2	Scoring equal/fewer pts. off TOs than opp.....	4-4	5-2	9-4
Tied at half .....	1-1	1-0	3-1	Scoring more 2nd-chance pts.....	9-2	14-1	24-2
Playing an overtime game .....	0-1		0-1	Scoring equal/fewer 2nd-chance pts.....	0-2	0-1	0-2
0 players score in double figures.....			0-0	Scoring more fast break pts.....	8-2	13-1	20-2
1 player scores in double figures.....			0-0	Scoring equal/fewer fast break pts.....	1-2	1-1	4-2
2 players score in double figures.....	2-1	2-0	3-1	Wearing white uniforms.....	4-1	8-0	15-1
3 players score in double figures.....	4-3	5-2	9-3	Wearing black uniforms.....	5-3	6-2	9-3
4 players score in double figures.....	3-0	7-0	10-0	Wearing garnet uniforms.....			0-0
5 players score in double figures.....			1-0	Playing in November.....	1-0		3-0
More than 5 players in double figures.....			1-0	Playing in December.....	1-1	1-0	3-1
Starters out-score opponent's starters.....	9-1	14-0	23-1	Playing in January.....	4-0	8-0	8-0
Opponent's starters score equal/more.....	0-3	0-2	1-3	Playing in February.....	1-3	5-2	5-3
Bench out-scores opponent's bench.....	4-1	7-0	14-1	Playing in March.....	2-0		5-0
Opponent's bench scores equal/more.....	5-3	7-2	10-3	Playing during the day.....	4-1	6-1	11-1
Shooting 50% or better .....	2-0	3-0	5-0	Playing at night.....	5-3	8-1	13-3
Shooting between 40-49% .....	5-0	7-0	14-0	Playing on Sunday.....	5-1	5-1	9-1
Shooting between 30-39% .....	2-3	3-2	5-3	Playing on Monday.....	1-1	2-0	2-1
Shooting less than 30% .....	0-1		0-1	Playing on Tuesday.....			1-0
Opponent shoots 50% or better.....	1-0		1-0	Playing on Wednesday.....			1-0
Opponent shoots between 40-49%.....	2-2	2-2	5-2	Playing on Thursday.....	2-2	7-1	8-2
Opponent shoots between 30-39%.....	6-1	10-0	14-1	Playing on Friday.....			1-0
Opponent shoots between 20-29%.....	0-1	2-0	3-1	Playing on Saturday.....	1-0		2-0
Opponent shoots less than 20%.....			1-0	Margin is less than 5 pts.....	0-1	1-0	1-1
Shooting better than opponent.....	9-0	13-0	22-0	Margin is between 5-9.....	3-2	2-2	4-3
Shooting worse than/equal to opponent.....	0-4	1-2	2-4	Margin is between 10-19.....	3-0	5-0	10-0
Having more FTs made than opponent.....	8-1	12-0	20-1	Margin is between 20-29.....	3-0	5-0	6-0
Having equal/fewer FTs made than opponent.....	1-3	2-2	4-3	Margin is between 30-39.....			0-0
Out-rebounding opponent.....	9-3	14-1	24-3	Margin is between 40-49.....			0-0
Having equal/fewer rebounds than opponent.....	0-1	0-1	0-1	Margin is 50 pts. or more.....		1-0	3-0
Having fewer TOs than opponent.....	5-0	8-0	14-0	Having a 20-pt. scorer.....	5-0	8-0	11-0
Having equal or more TOs than opponent.....	4-4	6-2	10-4	Having a 30-pt. scorer.....			0-0
Attempting more FT than 3FG.....	7-2	13-1	21-2	Scoring 49 points or less.....	0-1		0-1
Attempting equal/fewer FT than 3FG.....	2-2	1-1	3-2	Scoring 50-59 points.....	0-2	0-1	1-2
Making 5 or more 3FGs.....	3-1	4-1	9-1	Scoring 60-69 points.....	3-1	4-1	6-1
Making fewer than 5 3FGs.....	6-3	10-1	15-3	Scoring 70-79 points.....	4-0	7-0	10-0
Making no 3 FGs.....			0-0	Scoring 80-89 points.....	1-0	1-0	3-0
Attempting 15 or more 3FGs.....	3-1	6-1	10-1	Scoring 90-99 points.....			0-0
Attempting fewer than 15 3FGs.....	6-3	8-1	14-3	Scoring 100 points or more.....	1-0	2-0	4-0
No South Carolina players foul out.....	8-3	14-2	23-3	Opponent scores 49 points or less.....		2-0	5-0
One or more SC players foul out.....	1-1		1-1	Opponent scores 50-59 points.....	4-1	6-0	6-1
No opposing players foul out.....	5-3	8-1	14-3	Opponent scores 60-69 points.....	2-2	4-1	7-2
One or more opposing players foul out.....	4-1	6-1	10-1	Opponent scores 70-79 points.....	2-1	1-1	3-1
				Opponent scores 80-89 points.....	1-0	1-0	1-0
				Opponent scores 90-99 points.....			0-0
				Opponent scores 100 points or more.....			0-0

## 2020-21 TEAM HIGH/LOW – ALL GAMES

South Carolina Highs	South Carolina Lows	Category	Opponent Lows	Opponent Highs
119 vs. Charleston, 11/25	46 vs. NC State, 12/3	<b>Points in Game</b>	38, Charleston, 11/25	82, Arkansas, 1/18
62 vs. Arkansas, 2nd, 1/18	20 vs. NC State, 12/3	<b>Points in a Half</b>	13, at Vanderbilt, 1st, 1/14	50, at Tennessee, 2nd, 2/18
62 vs. Charleston, 1st, 11/25				
34 vs. Charleston, 3rd, 11/25	6 vs. Oregon St., 3/23	<b>Points in a Quarter</b>	0, at Vanderbilt, 2nd, 1/14	23, vs. Gonzaga, 1st, 11/29 23, vs. South Dakota, 3rd, 11/29
42 at Vanderbilt, 1/14	20 vs. NC State, 12/3	<b>Field Goals Made</b>	13, Charleston, 11/25	32, Arkansas, 1/18
42 vs. Charleston, 11/25				
79 vs. Florida, 12/31	54 vs. Georgia, 3/7 54 vs. Gonzaga, 11/29	<b>Field Goal Attempts</b>	53, vs. Alabama, 3/5	74, at Kentucky, 1/10 74, Charleston, 11/25
.592 (42-71) vs. Charleston, 11/25	.270 (20-74) vs. NC State, 12/3	<b>FG Percentage</b>	.176 (13-74), Charleston, 11/25	.527 (29-55), vs. Gonzaga, 11/29
13 at Iowa State, 12/6	1 vs. Oregon St., 3/23 1 at UConn, 2/8	<b>3-Point FG Made</b>	1, Georgia, 1/21 1, Charleston, 11/25	9, vs. Gonzaga, 11/29
26 at Iowa State, 12/6	4 at Kentucky, 1/10	<b>3-Point FG Attempts</b>	5, Georgia, 1/21	27, at Iowa State, 12/6
.600 (6-10) vs. Alabama, 1/31	.067 (1-15) vs. Oregon St., 3/23	<b>3-Point FG Percentage</b>	.043 (1-23), Charleston, 11/25	.538 (7-13), Arkansas, 1/18
31 vs. Charleston, 11/25	4 vs. NC State, 12/3	<b>Free Throws Made</b>	2, vs. Mercer, 3/21	20, at Tennessee, 2/18
47 vs. Charleston, 11/25	11 at Texas A&M, 2/28 11 vs. NC State, 12/3	<b>Free Throw Attempts</b>	3, vs. Mercer, 3/21	28, at Tennessee, 2/18
.950 (19-20) vs. Alabama, 1/31	.533 (8-15) at UConn, 2/8	<b>FT Percentage</b>	.333 (5-15) at Miss. State, 1/28 .333 (3-9), at Vanderbilt, 1/14	.917 (11-12), at Kentucky, 1/10
73 vs. Charleston, 11/25	36 vs. Alabama, 3/5 36 vs. Gonzaga, 11/29	<b>Rebounds</b>	24, at Iowa State, 12/6	49, NC State, 12/3
22 vs. Temple, 12/17	5 vs. Georgia, 3/6	<b>Assists</b>	0, Charleston, 11/25	20, vs. Gonzaga, 11/29
14 vs. Georgia, 1/21	1 at Iowa State, 12/6	<b>Steals</b>	1, Temple, 12/17	12, at Kentucky, 1/10
14 vs. Georgia, 1/21	2 vs. Alabama, 3/5	<b>Blocked Shots</b>	1, at LSU, 1/24	10, LSU, 2/14
21 at UConn, 2/8	6 vs. Temple, 12/17	<b>Turnovers</b>	8, vs. South Dakota, 11/28	23, Georgia, 1/21
22 vs. South Dakota, 11/28	8 vs. Temple, 12/17	<b>Fouls</b>	10, at Iowa State, 12/6	32, vs. Gonzaga, 11/29

## 2020-21 TEAM HIGH/LOW – SEC GAMES

South Carolina Highs	South Carolina Lows	Category	Opponent Lows	Opponent Highs
106 at Vanderbilt, 1/14	57 at Texas A&M, 2/28	<b>Points in Game</b>	43, Ole Miss, 2/25 43, at Vanderbilt, 1/14	82, Arkansas, 1/18
62 vs. Arkansas, 2nd, 1/18	22 vs. LSU, 2nd 2/14	<b>Points in a Half</b>	13, at Vanderbilt, 1st, 1/14	50, at Tennessee, 2nd, 2/18
33 vs. Arkansas, 4th, 1/18	8 at Texas A&M, 3rd, 2/28	<b>Points in a Quarter</b>	0, at Vanderbilt, 2nd, 1/14	29, Florida, 3rd, 12/31
33 at Vanderbilt, 3rd, 1/14				
42 at Vanderbilt, 1/14	22 at Texas A&M, 2/28 22 vs. Georgia, 1/21	<b>Field Goals Made</b>	16, Ole Miss, 2/25	32, Arkansas, 1/18
79 vs. Florida, 12/31	57 at LSU, 1/24	<b>Field Goal Attempts</b>	56, at Alabama, 1/4	74, at Kentucky, 1/10
.553 (42-76) at Vanderbilt, 1/14	.324 (22-68) at Texas A&M, 2/28	<b>FG Percentage</b>	.262 (16-61), Ole Miss, 2/25	.451 (32-71), Arkansas, 1/18
8 vs. Arkansas, 1/18	2 at Miss. State, 1/28 2 at LSU, 1/24 2 vs. Georgia, 1/21 2 at Kentucky, 1/10	<b>3-Point FG Made</b>	1, Georgia, 1/21	8, Missouri, 2/11
22 at Texas A&M, 2/28	4 at Kentucky, 1/10	<b>3-Point FG Attempts</b>	5, Georgia, 1/21	21, Missouri, 2/11 21, vs. Alabama, 1/31
.600 (6-10) vs. Alabama, 1/31	.133 (2-15) at LSU, 1/24	<b>3-Point FG Percentage</b>	.150 (3-20), at Kentucky, 1/10	.538 (7-13), Arkansas, 1/18
19 vs. Alabama, 1/31	8 at Texas A&M, 2/28	<b>Free Throws Made</b>	3, at Vanderbilt, 1/14	20, at Tennessee, 2/18
19 at Miss. State, 1/28				
25 vs. LSU, 2/14	11 at Texas A&M, 2/28	<b>Free Throw Attempts</b>	8, Georgia, 1/21	28, at Tennessee, 2/18
25 at LSU, 1/24				
25 at Vanderbilt, 1/14				
.950 (19-20) vs. Alabama, 1/31	.500 (12-24) at Alabama, 1/4	<b>FT Percentage</b>	.333 (5-15) at Miss. State, 1/28 .333 (3-9), at Vanderbilt, 1/14	.917 (11-12), at Kentucky, 1/10
60 at Vanderbilt, 1/14	38 vs. Missouri, 2/11	<b>Rebounds</b>	28, Ole Miss, 2/25 28, at Vanderbilt, 1/14	40, at Texas A&M, 2/28 40, at Tennessee, 2/18
21 vs. Arkansas, 1/18	6 at Kentucky, 1/10	<b>Assists</b>	3, at Vanderbilt, 1/14	14, at Tennessee, 2/18
14 vs. Georgia, 1/21	4 at Auburn, 2/4 4 vs. Arkansas, 1/18	<b>Steals</b>	3, Florida, 12/31	12, at Kentucky, 1/10
14 vs. Georgia, 1/21	3 at LSU, 1/24	<b>Blocked Shots</b>	1, at LSU, 1/24	10, LSU, 2/14
20 vs. LSU, 2/14	8 vs. Missouri, 2/11	<b>Turnovers</b>	9, Arkansas, 1/18	23, Georgia, 1/21
20 vs. Georgia, 1/21				
20 at Tennessee, 2/18	12 at Auburn, 2/4 12 at Vanderbilt, 1/14	<b>Fouls</b>	12, at Texas A&M, 2/28	22, at LSU, 1/24



## 2020-21 INDIVIDUAL SUPERLATIVES – ALL GAMES

Category	South Carolina	Opponent
<b>Points in Game</b>	28 by Aliyah Boston vs. Florida, 12/31	32 by Rhyne Howard, at Kentucky, 1/10 32 by Ashley Joens, at Iowa State, 12/6
<b>Points in a Half</b>	23 by Destanni Henderson vs. Gonzaga, 2nd, 11/21	19 by Rhyne Howard, at Kentucky, 1/10 19 by Jordan Lewis, at Alabama, 2nd, 1/4
<b>Points in a Quarter</b>	15 by Aliyah Boston vs. Florida, 12/31	13 by Jordan Lewis, at Alabama, 3rd, 1/4
<b>Field Goals Made</b>	11 by Aliyah Boston vs. Arkansas, 1/18 11 by Aliyah Boston vs. Florida, 12/31	14 by Paige Bueckers, at UConn, 2/8
<b>Field Goal Attempts</b>	23 by Zia Cooke vs. Ole Miss, 2/25	26 by Paige Bueckers, at UConn, 2/8
<b>FG Percentage</b>	.900 (9-10) by Victoria Saxton at Vanderbilt, 1/14	.778 (7-9) by Jenn Wirth vs. Gonzaga, 11/29
<b>3-Point FG Made</b>	5 by Zia Cooke vs. Temple, 12/17	4 by Cierra Walker, vs. Gonzaga, 11/29
<b>3-Point FG Attempts</b>	9 by Destanni Henderson vs. Tennessee, 3/6 9 by Zia Cooke at Texas A&M, 2/28	9 by Chelsea Wooten, Charleston, 11/25
<b>3-Point FG Percentage</b>	1.000 (3-3) by Destanni Henderson vs. Alabama, 3/5 1.000 (3-3) by Destanni Henderson vs. Alabama, 1/31	1.000 (4-4) by Jordan Lewis, vs. Alabama, 3/5
<b>Free Throws Made</b>	10 by Aliyah Boston vs. Georgia, 3/7 10 by Destanni Henderson vs. Gonzaga, 11/29	10 by Renna Davis, at Tennessee, 2/18
<b>Free Throw Attempts</b>	13 by Destanni Henderson vs. Gonzaga, 11/29	11 by Jordan Lewis, at Alabama, 1/4
<b>FT Percentage</b>	1.000 (6-6) by Zia Cooke at Mississippi State, 1/28 1.000 (6-6) by Zia Cooke vs. Florida, 12/31	1.000 (10-10) by Renna Davis, at Tennessee, 2/18
<b>Rebounds</b>	18 by Aliyah Boston vs. Mercer, 3/21	14 by N'dea Jones, at Texas A&M, 2/28
<b>Assists</b>	10 by Destanni Henderson vs. Arkansas, 1/18	7 by Jill Townsend, vs. Gonzaga, 11/29 7 by Liv Korngable, vs. South Dakota, 11/28
<b>Steals</b>	4 by Destanni Henderson, vs. Missouri, 2/11 4 by Laetitia Amihere vs. Georgia, 1/21 4 by Aliyah Boston vs. South Dakota, 11/28 4 by Destanni Henderson vs. Charleston, 11/25	6 by Paige Bueckers, at UConn, 2/8
<b>Blocked Shots</b>	10 by Aliyah Boston vs. Georgia, 1/21	7 by Faustine Aifuwa, LSU, 2/14
<b>Turnovers</b>	8 by Destanni Henderson at UConn, 2/8	7 by Jordan Lewis, vs. Alabama, 3/5

## 2020-21 INDIVIDUAL SUPERLATIVES – SEC GAMES

Category	South Carolina	Opponent
<b>Points in Game</b>	28 by Aliyah Boston vs. Florida, 12/31	32 by Rhyne Howard, at Kentucky, 1/10
<b>Points in a Half</b>	19 by Aliyah Boston vs. Florida, 1st, 12/31	19 by Rhyne Howard, at Kentucky, 1/10 19 by Jordan Lewis, at Alabama, 2nd, 1/4
<b>Points in a Quarter</b>	15 by Aliyah Boston vs. Florida, 12/31	13 by Jordan Lewis, at Alabama, 3rd, 1/4
<b>Field Goals Made</b>	11 by Aliyah Boston vs. Arkansas, 1/18 11 by Aliyah Boston vs. Florida, 12/31	13 by Renna Davis, at Tennessee, 2/18 13 by Rhyne Howard, at Kentucky, 1/10
<b>Field Goal Attempts</b>	23 by Zia Cooke vs. Ole Miss, 2/25	25 by Rhyne Howard, at Kentucky, 1/10
<b>FG Percentage</b>	.900 (9-10) by Victoria Saxton at Vanderbilt, 1/14	.538 (7-13) by Tiara Young, at LSU, 1/24
<b>3-Point FG Made</b>	3 by Zia Cooke at Auburn, 2/4 3 by Destanni Henderson, 3x, at Tenn., 2/18 vs. LSU, 2/14, vs. Ala., 1/31 3 by Brea Beal, 2x, vs. Arkansas, 1/18 and at Vandy, 1/14 3 by Aliyah Boston vs. Florida, 12/31	3, five times, most recently, by Shug Dickson, Missouri, 2/11
<b>3-Point FG Attempts</b>	9 by Zia Cooke at Texas A&M, 2/28	8 by Rhyne Howard, Kentucky, 2/21
<b>3-Point FG Percentage</b>	1.000 (3-3) by Destanni Henderson vs. Alabama, 1/31	.667 (2-3) by Jordan Nixon, at Texas A&M, 2/28 .667 (2-3) by Lauren Hansen, Missouri, 2/11 .667 (2-3) by Myah Taylor, at Mississippi State, 1/28
<b>Free Throws Made</b>	6 by LeLe Grissett vs. Ole Miss, 2/25 6 by Zia Cooke at Miss. St., 1/28; vs. Florida, 12/31 6 by Destanni Henderson at Kentucky, 1/10	10 by Renna Davis, at Tennessee, 2/18
<b>Free Throw Attempts</b>	8 by LeLe Grissett vs. Ole Miss, 2/25 8 by Zia Cooke vs. Kentucky, 2/21 8 by Laetitia Amihere vs. LSU, 2/14	11 by Jordan Lewis, at Alabama, 1/4
<b>FT Percentage</b>	1.000 (6-6) by Zia Cooke at Mississippi State, 1/28 1.000 (6-6) by Zia Cooke vs. Florida, 12/31	1.000 (10-10) by Renna Davis, at Tennessee, 2/18
<b>Rebounds</b>	16 by Aliyah Boston at Tennessee, 2/18 16 by Aliyah Boston vs. Arkansas, 1/18 16 by Aliyah Boston vs. Florida, 12/31	14 by N'dea Jones, at Texas A&M, 2/28
<b>Assists</b>	10 by Destanni Henderson vs. Arkansas, 1/18	5, 7x, most recently, by Jordan Nixon, at Texas A&M, 2/28
<b>Steals</b>	4 by Destanni Henderson, vs. Missouri, 2/11 4 by Laetitia Amihere vs. Georgia, 1/21	5 by Robyn Benton, at Kentucky, 1/10
<b>Blocked Shots</b>	10 by Aliyah Boston vs. Georgia, 1/21	7 by Faustine Aifuwa, LSU, 2/14
<b>Turnovers</b>	6 by Laetitia Amihere vs. LSU, 2/14 6 by Destanni Henderson at Tennessee, 2/18 6 by Destanni Henderson at LSU, 1/24 6 by Destanni Henderson at Kentucky, 1/10	6 by Kiara Smith, Florida, 12/31

## THE LAST TIME...

## INDIVIDUAL

## Scored 50 Points

**South Carolina** 51, Jocelyn Penn vs. Stetson, 1/4/03  
**Opponent** Never

## Scored 40 Points

**South Carolina** 51, Jocelyn Penn vs. Stetson, 1/4/03  
**Opponent** 46, Cornelia Gayden, LSU, 1/14/95

## Scored 30 Points

**South Carolina** 31, Te'a Cooper vs. Drake, 11/28/18  
**Opponent** 31, Paige Bueckers, at UConn, 2/8/21

## Grabbed 20 Rebounds

**South Carolina** 25, Aliyah Boston vs. Arkansas, 1/9/20  
**Opponent** 24, Teaira McCowan, at Mississippi State, 1/17/19

## Grabbed 15 Rebounds

**South Carolina** 18, Aliyah Boston vs. Mercer, 3/21/21  
**Opponent** 18, Kiah Gillespie, Florida State, 3/24/19

## Two Players with 20 or More Points

**South Carolina** Aliyah Boston 20/Victoria Saxton 20 vs. Mercer, 3/21/21  
**Opponent** Alexis Tolefree 22/Amber Ramirez 20, Arkansas, 1/9/20

## Two Players with 10 or More Rebounds

**South Carolina** Laeticia Amihere 13/Aliyah Boston 11 vs. Kentucky, 2/21/21  
**Opponent** Jakia Brown-Turner 12/Kayla Jones 12, NC State, 12/3/20

## Three or More Players with 10 or More Rebounds

**South Carolina** A. Boston 12/V. Saxton 12/L. Amihere 11/L. Grissett 10 vs. Charleston, 11/25/20  
**Opponent** W. Rolle 12/J. Breland 10/L. Broomfield 10, vs. North Carolina, 12/19/10

## Had 10 Assists

**South Carolina** 10, Destanni Henderson vs. Arkansas, 1/18/21  
**Opponent** 12, Channise Lewis, Maryland, 11/18/18

## Had Five Steals

**South Carolina** 5, Destanni Henderson at Temple, 12/7/19  
**Opponent** 5, Robyn Benton, at Kentucky, 1/10/21

## Had Five Blocked Shots

**South Carolina** 5, Victoria Saxton vs. Oregon State, 3/23/21  
**Opponent** 5, Tamari Key, at Tennessee, 2/18/21

## Had 20 Points and 20 Rebounds

**South Carolina** Aja Wilson (27 pts/24 rebs) vs. LSU, 2/22/18  
**Opponent** Teaira McCowan (26 pts/24 rebs) at Mississippi State, 1/17/19

## Had a Double-Double

**South Carolina** Aliyah Boston (29 pts/18 rebs) vs. Mercer, 3/21/21  
**Opponent** Rennia Davis (24 pts/12 rebs), at Tennessee, 2/18/21

## Two Players had a Double-Double

**South Carolina** Aliyah Boston (26 pts/16 rebs) / Destanni Henderson (14 pts/10 assts) vs. Arkansas, 1/18/21  
**Opponent** J. Brown-Turner (11 pts/12 rebs)/Kayla Jones (16 pts/12 rebs), NC State, 12/3/20

## Three or More Players had a Double-Double

**South Carolina** L. Amihere (11 pts/11 rebs) / A. Bason (11 pts/12 rebs) / L. Grissett (13 pts/10 rebs) / V. Saxton (19 pts/12 rebs) vs. Charleston, 11/25/20  
**Opponent** Shakira Austin (10 pts/16 rebs) / Kaila Charles (17 pts/10 rebs) / Channise Lewis (10 pts/12 assts), Maryland, 11/18/18

## Had a Triple-Double

**South Carolina** Aliyah Boston (16 pts/11 rebs/10 blks) vs. Georgia, 1/21/21  
**Opponent** Never

## TEAM

## Scored 100 Points

**South Carolina** 104 vs. Arkansas, 1/18/21  
**Opponent** 103, Clemson, 11/21/03

## Won by 30 or More Points

**South Carolina** 106-43 (63) at Vanderbilt, 1/14/21  
**Opponent** 66-34 (32), Georgia, 3/4/11

## Shot 65% or Better from the Field

**South Carolina** .667 (36-54) at Vanderbilt, 1/18/18  
**Opponent** Never

## Shot 60% or Better from the Field

**South Carolina** .603 (35-58) at Georgia, 1/26/20  
**Opponent** .604 (29-48), Vanderbilt, 1/18/01

## Shot 50% or Better from the Field

**South Carolina** .508 (31-61) vs. Alabama, 1/31/21  
**Opponent** .527 (29-55), vs. Gonzaga, 11/29/20

## No Players in Double-Figure Points

**South Carolina** at Auburn, 1/19/12  
**Opponent** Charleston, 11/25/20

## Five Players in Double-Figure Points

**South Carolina** vs. Temple, 12/17/20  
**Opponent** at Alabama, 1/5/20

## More Than Five Players in Double-Figure Points

**South Carolina** 7 vs. Charleston, 11/25/20  
**Opponent** 6 Maryland, 11/18/18

## Faced AP Top-25 Opponent

**Win** 67-62 vs. No. 16 Georgia, 3/7/21  
**Loss** 67-75 at No. 21 Tennessee, 2/18/21

## Faced AP Top-10 Opponent

**Win** 75-70 at No. 10 Kentucky, 1/10/21  
**Loss** 46-54 vs. No. 8 NC State, 12/3/20

## Faced AP Top-5 Opponent

**Win** 70-52 vs. No. 5 UConn, 2/10/20  
**Loss** 57-65 at No. 3 Texas A&M, 2/28/21

## Faced AP No. 1 Team

**Win** Never  
**Loss** 68-93 vs. Baylor, 3/30/19

## Overtime Game

**Win** 58-55 vs. Drexel, 11/28/12  
**Loss** 59-63 at No. 2/5 UConn, 2/8/21

## Double-Overtime Game

**Win** 82-73 at Purdue, 12/16/18  
**Loss** 92-94 at Clemson, 11/19/09

## South Carolina Was Ranked (AP Poll)

**No. 1** 2/8/21  
**Top 5** No. 5, 3/8/21  
**Top 10** No. 6, 3/15/21  
**Top 25** No. 15, 3/19/19

## SOUTH CAROLINA SINGLE-QUARTER RECORDS

TEAM	
<b>Scoring</b>	
<b>Most</b>	<b>Points</b>
1. vs. Saint Peter's, 11/22/16, 1st qtr.	37
2. at Vanderbilt, 1/12/20, 3rd qtr. vs. Alabama State, 3rd qtr.	36
4. vs. App State, 11/17/19, 1st qtr. vs. Arkansas, 3/8/19, 3rd qtr. at Arkansas, 2/3/19, 4th qtr. vs. Arkansas, 1/3/16, 2nd qtr.	35
<b>Fewest</b>	<b>Points</b>
1. vs. App State, 12/5/18, 4th qtr.	5
2. vs. Oregon State, 3/23/21, 4th qtr. vs. Indiana, 11/28/19, 4th qtr. vs. St. John's, 11/25/17, 2nd qtr. vs. Stanford, 3/31/17, 2nd qtr. vs. UCLA, 12/18/16, 1st qtr.	6
<b>Fewest Allowed</b>	<b>Points</b>
1. at Vanderbilt, 1/14/21, 2nd qtr. at Ole Miss, 1/30/20, 1st qtr.	0
3. vs. UConn, 2/10/20, 1st qtr.	2
4. vs. App State, 11/17/19, 1st qtr. vs. Belmont, 3/22/19, 2nd qtr. vs. Savannah State, 12/17/17, 3rd qtr.	3
<b>Most Allowed</b>	<b>Points</b>
1. vs. Baylor, 12/2/18, 1st qtr. at Maryland, 11/13/17, 4th qtr. vs. Kentucky, 2/26/17, 4th qtr.	32
4. vs. Arkansas, 3/8/19, 3rd qtr. vs. Connecticut, 3/26/18, 1st qtr. vs. Syracuse, 3/25/16, 4th qtr.	30
<b>Margin of Difference</b>	
<b>Lead</b>	<b>Score Margin</b>
1. vs. Alabama State, 11/5/19, 3rd qtr.	36-9 +37
2. vs. App State, 11/17/19, 1st qtr.	35-3 +32
3. vs. Charleston, 11/25/20, 3rd qtr. vs. USC Upstate, 11/21/19, 3rd qtr. vs. Arkansas, 1/3/16, 2nd qtr.	34-8 +26
5. vs. Saint Peter's, 11/22/16, 1st qtr.	37-12 +25
<b>Deficit</b>	<b>Score Margin</b>
1. vs. UConn, 2/1/18, 2nd qtr.	8-29 -21
2. at Tennessee, 2/15/18, 3rd qtr.	9-29 -20
3. vs. Baylor, 12/2/18, 1st qtr. at Mississippi State, 2/5/18, 4th qtr.	13-32 -19
5. vs. Indiana, 11/28/19, 4th qtr. vs. Connecticut, 3/26/18, 1st qtr.	6-24 -18
<b>Field Goals</b>	
<b>Made</b>	<b>FGM</b>
1. at Florida, 2/27/20, 1st qtr. vs. Saint Peter's, 11/22/16, 1st qtr.	15
3. vs. App State, 11/17/19, 1st qtr. vs. Notre Dame, 11/26/17, 4th qtr. vs. Arkansas, 1/3/16, 2nd qtr.	14
<b>Attempts</b>	<b>FGA</b>
1. vs. Arkansas, 3/7/20, 4th qtr.	28
2. vs. Arkansas, 1/9/20, 3rd qtr.	25
3. at Alabama, 1/4/21, 3rd qtr. vs. South Dakota, 11/28/20, 2nd vs. Charleston, 11/25/20, 3rd	24

<b>Highest Percentage</b>		<b>FGM-A</b>	<b>Pct</b>
1. vs. Kentucky, 3/5/16, 4th qtr.		11-13	.846
2. at Kentucky, 1/21/18, 3rd qtr.		9-11	.818
3. vs. Belmont, 3/22/19, 3rd qtr. vs. Quinnipiac, 3/25/17, 3rd qtr.		13-16	.813
5. vs. Charleston, 11/25/20, 2nd qtr. vs. Hampton, 12/16/15, 3rd qtr.		12-15	.800
<b>Lowest Percentage</b>		<b>FGM-A</b>	<b>Pct</b>
1. vs. Georgia, 1/12/17, 2nd qtr.		1-12	.083
2. vs. NC State, 12/3/20, 2nd qtr.		2-19	.105
3. at Iowa State, 12/6/20, 4th qtr.		1-9	.111
4. vs. UCLA, 12/18/16, 1st qtr.		2-15	.133
5. vs. Stanford, 3/31/17, 2nd qtr.		2-14	.143
<b>Lowest Percentage Allowed</b>		<b>FGM-A</b>	<b>Pct</b>
1. at Vanderbilt, 1/14/21, 2nd qtr. at Ole Miss, 1/30/20, 1st qtr. vs. Purdue, 12/15/19, 4th qtr.		0-16	.000
4. vs. App State, 11/17/19, 1st qtr. vs. CofC, 12/5/17, 2nd qtr. vs. St. John's, 11/25/17, 1st qtr.		0-9	.000
<b>Highest Percentage Allowed</b>		<b>FGM-A</b>	<b>Pct</b>
1. vs. Drake, 11/24/18, 2nd qtr.		11-13	.846
2. at LSU, 1/15/17, 2nd qtr.		9-12	.750
3. vs. Tennessee, 1/14/18, 2nd qtr. vs. Quinnipiac, 3/25/17, 2nd qtr.		8-11	.727
5. vs. Connecticut, 3/26/18, 2nd qtr. at Missouri, 1/7/18, 4th qtr.		8-11	.727
<b>Rebounding</b>			
<b>Total</b>		<b>FGM-A</b>	<b>Pct</b>
1. vs. Arkansas, 3/7/20, 4th qtr.		11-13	.846
2. vs. Charleston, 11/25/20, 3rd qtr.		9-12	.750
3. vs. Charleston, 11/25/20, 1st qtr. at Ohio State, 11/14/16, 1st qtr.		8-11	.727
5. vs. Temple, 12/17/20, 4th qtr. vs. Arkansas, 1/9/20, 3rd qtr. vs. Arkansas, 1/9/20, 1st qtr. vs. Purdue, 12/15/19, 4th qtr. vs. CofC, 12/5/17, 1st qtr.		8-11	.727
<b>Margin</b>		<b>Rebs</b>	<b>Margin</b>
1. vs. Charleston, 11/25/20, 3rd qtr.		22-4	+18
vs. Arkansas, 3/7/20, 4th qtr.		21-5	+16
3. vs. Temple, 12/17/20, 4th qtr. at Alabama, 2/22/16, 4th qtr.		19-4	+15
5. vs. Arkansas, 1/25/18, 1st qtr. vs. Clemson, 12/15/16, 2nd qtr.		18-3	+15
		18-4	+14
		18-4	+14

## INDIVIDUAL

<b>Scoring</b>	
<b>Most</b>	<b>Points</b>
1. Kaela Davis at Auburn, 1/5/17, 1st qtr.	19
2. A'ja Wilson vs. Notre Dame, 11/26/17, 4th qtr.	18
3. Alexis Jennings at Florida, 2/17/19, 3rd qtr.	17
4. Aliyah Boston vs. Florida, 12/31/20, 2nd qtr. Herbert Harrigan vs. Texas A&M, 3/1/20, 1st qtr. Kaela Davis vs. Quinnipiac, 3/25/17, 3rd qtr. Tina Roy vs. Arkansas, 1/3/16, 3rd qtr.	15
<b>Rebounding</b>	
<b>Most</b>	<b>Rebs</b>
1. Le'Lea Grissett at Vanderbilt, 1/14/21, 4th qtr.	9
Aliyah Boston vs. UConn, 2/10/20, 1st qtr.	9
Aliyah Boston vs. Arkansas, 1/9/20, 1st qtr.	9
Alaina Coates at Arkansas, 2/5/17, 1st qtr.	9
Alaina Coates at Georgia, 1/26/17, 2nd qtr.	9

Official Basketball Box Score -- Game Totals -- Final Statistics
Col. of Charleston vs #1/1 South Carolina
11/25/20 12:00 pm at Columbia, SC

Col. of Charleston 38 • 0-1,0-0 CAA

Table with columns: # Player, FG-FGA, 3-Ptr, FT-FTA, Rebounds, PF, TP, A TO Blk Stl, Min. Includes player stats for Ayrn Eady, Madison Taylor, Taylor Williams, Tyler Gray, Tyler Collins, Shai Blanding, Amira Williams, Chelsea Wooten, Nia Covington, Anika McGarity, Lexi Maddox, Zoe McCrary, and Team totals.

Summary statistics table with columns: 1st-FG %, 2nd-FG %, 3rd-FG %, 4th-FG %, Game, Deadball Rebounds. Values include 2-21 9.5%, 4-17 23.5%, 4-18 22.2%, 3-18 16.7%, Game: 13-74 17.6%, Deadball Rebounds 6,1.

#1/1 South Carolina 119 • 1-0,0-0 SEC

Table with columns: # Player, FG-FGA, 3-Ptr, FT-FTA, Rebounds, PF, TP, A TO Blk Stl, Min. Includes player stats for Aliyah Boston, Victoria Saxton, Zia Cooke, Destanni Henderson, Brea Beal, Olivia Thompson, Eniya Russell, Destiny Littleton, Laetia Amihere, Lele Grissett, Elysa Wesolek, and Team totals.

Summary statistics table with columns: 1st-FG %, 2nd-FG %, 3rd-FG %, 4th-FG %, Game, Deadball Rebounds. Values include 9-18 50.0%, 12-15 80.0%, 13-24 54.2%, 8-14 57.1%, Game: 42-71 59.2%, Deadball Rebounds 11.

Officials: Saif Esho, Luis Gonzalez, Dawn Marsh
Technical fouls: Col. of Charleston-None. #1/1 South Carolina-None.
Attendance: 3500
2020-21 Women's Basketball. Round: 0. Col. of Charleston vs South Carolina. Pl

Score by periods table with columns: 1st, 2nd, 3rd, 4th, Total. Values: 7, 13, 8, 10, 38.

Points In Off 2nd Fast table with columns: Points, In, Off, 2nd, Fast, Bench. Values: 18, 8, 8, 5, 13.

Last FG - CC 4th-00:09, SC 4th-00:45.
Largest lead - CC None, SC by 83 4th-00:45.
CC led for 00:00. SC led for 39:55. Game was tied for 00:05.

Score tied - 0 times.
Lead changed - 0 times.

Official Basketball Box Score -- Game Totals -- Final Statistics
South Dakota vs #1/1 South Carolina
11/28/20 2:00 pm at Sioux Falls, SD

South Dakota 71 • 0-1,0-0 Summit L

Table with columns: # Player, FG-FGA, 3-Ptr, FT-FTA, Rebounds, PF, TP, A TO Blk Stl, Min. Includes player stats for Jeniah Ugofsky, Hannah Sjerven, Liv Korngable, Chloe Lamb, Maddie Krull, Claudia Kunzer, Macy Guebert, Morgan Hansen, Regan Sankey, Kyah Watson, Allison Peplowski, Alexi Hempe, and Team totals.

Summary statistics table with columns: 1st-FG %, 2nd-FG %, 3rd-FG %, 4th-FG %, Game, Deadball Rebounds. Values include 7-22 31.8%, 8-16 50.0%, 5-15 33.3%, 1-6 16.7%, Game: 29-67 43.3%, Deadball Rebounds 6,2.

#1/1 South Carolina 81 • 2-0,0-0 SEC

Table with columns: # Player, FG-FGA, 3-Ptr, FT-FTA, Rebounds, PF, TP, A TO Blk Stl, Min. Includes player stats for Aliyah Boston, Victoria Saxton, Zia Cooke, Destanni Henderson, Brea Beal, Olivia Thompson, Eniya Russell, Destiny Littleton, Laetia Amihere, Lele Grissett, Elysa Wesolek, and Team totals.

Summary statistics table with columns: 1st-FG %, 2nd-FG %, 3rd-FG %, 4th-FG %, Game, Deadball Rebounds. Values include 8-18 44.4%, 6-24 25.0%, 12-17 70.6%, 4-13 30.8%, Game: 30-72 41.7%, Deadball Rebounds 11,1.

Officials: Marla Ann Gearhart, Marcus Clayton, Marty Cook
Technical fouls: South Dakota-None. #1/1 South Carolina-None.
Attendance:
2020-21 Women's Basketball. Round: 0. South Carolina vs South Dakota. Played a

Score by periods table with columns: 1st, 2nd, 3rd, 4th, Total. Values: 16, 21, 11, 23, 71.

Points In Off 2nd Fast table with columns: Points, In, Off, 2nd, Fast, Bench. Values: 50, 11, 2, 11, 9.

Last FG - SD 4th-00:42, SC 4th-02:50.
Largest lead - SD by 5 2nd-07:10, SC by 21 4th-08:18.
SD led for 05:51. SC led for 31:39. Game was tied for 02:30.

Score tied - 5 times.
Lead changed - 4 times.

Official Basketball Box Score -- Game Totals -- Final Statistics
#1/1 South Carolina vs #21/20 Gonzaga
11/29/20 2:00 pm at Sioux Falls, SD

#1/1 South Carolina 79 • 3-0,0-0 SEC

Table with columns: # Player, FG-FGA, 3-Ptr, FT-FTA, Rebounds, PF, TP, A TO Blk Stl, Min. Includes player stats for Aliyah Boston, Victoria Saxton, Zia Cooke, Destanni Henderson, Brea Beal, Destiny Littleton, Laetia Amihere, Lele Grissett, and Team totals.

Summary statistics table with columns: 1st-FG %, 2nd-FG %, 3rd-FG %, 4th-FG %, Game, Deadball Rebounds. Values include 9-17 52.9%, 5-14 35.7%, 8-12 66.7%, 4-11 36.4%, Game: 26-54 48.1%, Deadball Rebounds 8.

#21/20 Gonzaga 72 • 0-1,0-0 WCC

Table with columns: # Player, FG-FGA, 3-Ptr, FT-FTA, Rebounds, PF, TP, A TO Blk Stl, Min. Includes player stats for Jenn Wirth, LeeAnne Wirth, Kayleigh Truong, Cierra Walker, Jill Townsend, Anamaria Virjoghe, Lily Scanlon, Louise Forsyth, Kaylynn Truong, Yvonne Ejim, McKayla Williams, Melody Kempton, and Team totals.

Summary statistics table with columns: 1st-FG %, 2nd-FG %, 3rd-FG %, 4th-FG %, Game, Deadball Rebounds. Values include 10-15 66.7%, 5-12 41.7%, 7-12 58.3%, 4-5 80.0%, Game: 29-55 52.7%, Deadball Rebounds 5.

Officials: Robert Miles, Marla Ann Gearhart, Marcus Clayton
Technical fouls: #1/1 South Carolina-None. #21/20 Gonzaga-None.
Attendance:
2020-21 Women's Basketball. Round: 0. Gonzaga vs South Carolina. Played at San

Score by periods table with columns: 1st, 2nd, 3rd, 4th, Total. Values: 25, 13, 20, 21, 79.

Points In Off 2nd Fast table with columns: Points, In, Off, 2nd, Fast, Bench. Values: 44, 12, 18, 20, 9.

Last FG - SC 4th-01:33, Gonz 4th-00:54.
Largest lead - SC by 8 4th-01:33, Gonz by 2 1st-09:17.
SC led for 34:04. Gonz led for 02:48. Game was tied for 03:08.

Score tied - 7 times.
Lead changed - 5 times.

Official Basketball Box Score -- Game Totals -- Final Statistics
#8/6 NC State vs #1/1 South Carolina
12/03/20 7:00 pm at Columbia, SC

#8/6 NC State 54 • 3-0,0-0 ACC

Table with columns: # Player, FG-FGA, 3-Ptr, FT-FTA, Rebounds, PF, TP, A TO Blk Stl, Min. Includes player stats for Kayla Jones, Elissa Cunane, Reina Perez, Kai Crutchfield, Jakkia Brown-Turner, Rebecca Demeke, Elle Sutphin, Camille Hobby, and Team totals.

Summary statistics table with columns: 1st-FG %, 2nd-FG %, 3rd-FG %, 4th-FG %, Game, Deadball Rebounds. Values include 4-13 30.8%, 5-23 21.7%, 6-19 31.6%, 4-5 80.0%, Game: 20-68 29.4%, Deadball Rebounds 1,2.

#1/1 South Carolina 46 • 3-1,0-0 SEC

Table with columns: # Player, FG-FGA, 3-Ptr, FT-FTA, Rebounds, PF, TP, A TO Blk Stl, Min. Includes player stats for Aliyah Boston, Victoria Saxton, Zia Cooke, Destanni Henderson, Brea Beal, Olivia Thompson, Eniya Russell, Destiny Littleton, Laetia Amihere, Lele Grissett, and Team totals.

Summary statistics table with columns: 1st-FG %, 2nd-FG %, 3rd-FG %, 4th-FG %, Game, Deadball Rebounds. Values include 6-18 33.3%, 2-19 10.5%, 6-17 35.3%, 4-4 100.0%, Game: 20-74 27.0%, Deadball Rebounds 5.

Officials: Angelica Suffren, Karen Preato, Dee Kanter
Technical fouls: #8/6 NC State-None. #1/1 South Carolina-None.
Attendance: 3500
2020-21 Women's Basketball. Round: 0. NC State vs South Carolina. Played at Co

Score by periods table with columns: 1st, 2nd, 3rd, 4th, Total. Values: 9, 12, 15, 18, 54.

Points In Off 2nd Fast table with columns: Points, In, Off, 2nd, Fast, Bench. Values: 30, 6, 8, 9, 0.

Last FG - NCSU 4th-00:27, SC 4th-00:50.
Largest lead - NCSU by 8 4th-00:06, SC by 6 2nd-09:37.
NCSU led for 20:08. SC led for 13:51. Game was tied for 06:01.

Score tied - 5 times.
Lead changed - 18 times.



Official Basketball Box Score -- Game Totals -- Final Statistics
#1/1 South Carolina vs #23/18 Iowa State
12/06/20 11:00 am at Ames, IA

#1/1 South Carolina 83 • 4-1,0-0 SEC

Table with columns: #, Player, FG-FGA, 3-Ptr, FT-FTA, Rebounds (Off, Def, Tot), PF, TP, A, TO, Blk, Stl, Min. Includes team totals and game statistics.

1st - FG %: 10-18 55.6% 2nd: 8-19 42.1% 3rd: 11-17 64.7% 4th: 1-9 11.1% Game: 30-63 47.6% Deadball Rebounds 2,1
3FG %: 5-8 62.5% 1-6 16.7% 4-9 66.7% 1-3 33.3% 13-26 50.0% 1-8 12.5%
FT %: 2-2 100.0% 0-0 0.0% 2-3 66.7% 6-8 75.0% 10-13 76.9%

#23/18 Iowa State 65 • 2-2,1-0 Big 12

Table with columns: #, Player, FG-FGA, 3-Ptr, FT-FTA, Rebounds (Off, Def, Tot), PF, TP, A, TO, Blk, Stl, Min. Includes team totals and game statistics.

1st - FG %: 6-16 37.5% 2nd: 5-17 29.4% 3rd: 9-15 60.0% 4th: 3-14 21.4% Game: 23-62 37.1% Deadball Rebounds 0
3FG %: 1-5 20.0% 0-6 0.0% 0-7 0.0% 0-7 0.0% 5-27 18.5%
FT %: 4-5 80.0% 3-3 100.0% 0-0 0.0% 7-8 87.5% 14-16 87.5%

Officials: Nykesha Thompson,Roy Gulbeyan,Dee Kantner
Technical fouls: #1/1 South Carolina-None. #23/18 Iowa State-None.
Attendance: 864
2020-21 Women's Basketball. Round: 0. Iowa St. vs South Carolina. Played at Ja

Score by periods table with columns: #, 1st, 2nd, 3rd, 4th, Total. Shows scores for #1/1 South Carolina and #23/18 Iowa State.

Last FG - SC 4th-07:05, IowaSt 4th-01:38.
Largest lead - SC by 25 4th-07:05, IowaSt None.
SC led for 39:46. IowaSt led for 00:00. Game was tied for 00:14.

Official Basketball Box Score -- Game Totals -- Final Statistics
Temple vs #5/4 South Carolina
12/17/20 7:00 pm at Columbia, SC

Temple 41 • 0-3,0-0 AAC

Table with columns: #, Player, FG-FGA, 3-Ptr, FT-FTA, Rebounds (Off, Def, Tot), PF, TP, A, TO, Blk, Stl, Min. Includes team totals and game statistics.

1st - FG %: 5-12 41.7% 2nd: 4-16 25.0% 3rd: 4-20 20.0% 4th: 1-12 8.3% Game: 14-60 23.3% Deadball Rebounds 2
3FG %: 2-4 50.0% 1-6 16.7% 4-5 80.0% 1-8 12.5%
FT %: 2-4 50.0% 2-2 100.0% 4-5 80.0% 1-2 50.0%

#5/4 South Carolina 103 • 5-1,0-0 SEC

Table with columns: #, Player, FG-FGA, 3-Ptr, FT-FTA, Rebounds (Off, Def, Tot), PF, TP, A, TO, Blk, Stl, Min. Includes team totals and game statistics.

1st - FG %: 8-15 53.3% 2nd: 7-16 43.8% 3rd: 13-21 61.9% 4th: 11-21 52.4% Game: 39-73 53.4% Deadball Rebounds 6
3FG %: 3-4 75.0% 1-6 16.7% 4-7 57.1% 0-5 0.0% 8-22 36.4%
FT %: 2-2 100.0% 8-12 66.7% 2-3 66.7% 5-8 62.5%

Officials: Karleena Tobin,Katie Lukanich,Pualani Spurlock
Technical fouls: Temple-None. #5/4 South Carolina-None.
Attendance: 3500
2020-21 Women's Basketball. Round: 0. South Carolina vs Temple. Played at Colo

Score by periods table with columns: #, 1st, 2nd, 3rd, 4th, Total. Shows scores for Temple and #5/4 South Carolina.

Last FG - Temple 4th-06:44, SC 4th-00:00.
Largest lead - Temple by 3 1st-08:23, SC by 62 4th-00:00.
Temple led for 02:01. SC led for 35:59. Game was tied for 02:00.

Official Basketball Box Score -- Game Totals -- Final Statistics
Florida vs #5/4 South Carolina
12/31/20 4:00 pm at Columbia, SC

Florida 59 • 7-2,0-1 SEC

Table with columns: #, Player, FG-FGA, 3-Ptr, FT-FTA, Rebounds (Off, Def, Tot), PF, TP, A, TO, Blk, Stl, Min. Includes team totals and game statistics.

1st - FG %: 3-19 15.8% 2nd: 5-13 38.5% 3rd: 12-19 63.2% 4th: 4-14 28.6% Game: 24-65 36.9% Deadball Rebounds 5
3FG %: 0-3 0.0% 2-5 40.0% 4-6 66.7% 1-3 33.3% 7-17 41.2%
FT %: 0-2 0.0% 0-1 0.0% 1-3 33.3% 3-5 60.0% 4-11 36.4%

#5/4 South Carolina 75 • 6-1,1-0 SEC

Table with columns: #, Player, FG-FGA, 3-Ptr, FT-FTA, Rebounds (Off, Def, Tot), PF, TP, A, TO, Blk, Stl, Min. Includes team totals and game statistics.

1st - FG %: 6-21 28.6% 2nd: 11-20 55.0% 3rd: 7-22 31.8% 4th: 7-16 43.8% Game: 31-79 39.2% Deadball Rebounds 3,1
3FG %: 0-3 0.0% 1-5 20.0% 0-2 0.0% 2-6 33.3% 3-16 18.8%
FT %: 2-2 100.0% 2-2 100.0% 4-6 66.7% 2-2 100.0% 10-12 83.3%

Officials: Dawn Marsh,Natasha Camy,Pualani Spurlock-Welsh
Technical fouls: Florida-None. #5/4 South Carolina-None.
Attendance: 3500
2020-21 Women's Basketball. Round: 0. Florida vs South Carolina. Played at Col

Score by periods table with columns: #, 1st, 2nd, 3rd, 4th, Total. Shows scores for Florida and #5/4 South Carolina.

Last FG - UF 4th-00:09, SC 4th-01:18.
Largest lead - UF None, SC by 22 3rd-08:51.
UF led for 00:00. SC led for 39:27. Game was tied for 00:23.

Official Basketball Box Score -- Game Totals -- Final Statistics
#5/4 South Carolina vs Alabama
01/04/21 6:00 pm at Tuscaloosa, AL

#5/4 South Carolina 77 • 7-1,2-0 SEC

Table with columns: #, Player, FG-FGA, 3-Ptr, FT-FTA, Rebounds (Off, Def, Tot), PF, TP, A, TO, Blk, Stl, Min. Includes team totals and game statistics.

1st - FG %: 9-21 42.9% 2nd: 6-11 54.5% 3rd: 9-24 37.5% 4th: 7-18 38.9% Game: 31-74 41.9% Deadball Rebounds 5
3FG %: 0-2 0.0% 1-2 50.0% 1-1 100.0% 1-3 33.3% 3-8 37.5%
FT %: 2-4 50.0% 4-7 57.1% 3-8 37.5% 3-5 60.0%

Alabama 60 • 8-1,1-1 SEC

Table with columns: #, Player, FG-FGA, 3-Ptr, FT-FTA, Rebounds (Off, Def, Tot), PF, TP, A, TO, Blk, Stl, Min. Includes team totals and game statistics.

1st - FG %: 7-17 41.2% 2nd: 3-15 20.0% 3rd: 7-12 58.3% 4th: 5-12 41.7% Game: 22-56 39.3% Deadball Rebounds 5
3FG %: 2-5 40.0% 1-6 16.7% 0-2 0.0% 1-3 33.3% 4-16 25.0%
FT %: 1-1 100.0% 2-4 50.0% 5-6 83.3% 4-8 50.0%

Officials: Cameron Inouye,Angelica Suffren,Dee Kantner
Technical fouls: #5/4 South Carolina-None. Alabama-None.
Attendance: 637
2020-21 Women's Basketball. Round: 0. Alabama vs South Carolina. Played at Col

Score by periods table with columns: #, 1st, 2nd, 3rd, 4th, Total. Shows scores for #5/4 South Carolina and Alabama.

Last FG - SC 4th-00:55, Bama 4th-03:44.
Largest lead - SC by 18 4th-00:55, Bama None.
SC led for 38:12. Bama led for 00:00. Game was tied for 01:48.



Official Basketball Box Score -- Game Totals -- Final Statistics
#4/3 South Carolina vs LSU
01/24/21 12:00 pm at Baton Rouge, LA

#4/3 South Carolina 69 • 12-1,7-0 SEC
Table with columns: Player, FG-FGA, 3-Ptr, FT-FTA, Rebounds, PF, TP, A, TO, Blk, Stl, Min. Includes team totals and game statistics.

LSU 65 • 6-7,4-3 SEC

Table with columns: Player, FG-FGA, 3-Ptr, FT-FTA, Rebounds, PF, TP, A, TO, Blk, Stl, Min. Includes team totals and game statistics.

1st - FG %: 5-17 29.4% 2nd: 4-11 36.4% 3rd: 8-13 61.5% 4th: 10-16 62.5% Game: 27-57 47.4%
3FG %: 0-7 0.0% 0-2 0.0% 1-4 25.0% 1-2 50.0% 2-15 13.3%
FT %: 2-3 66.7% 3-4 75.0% 3-8 37.5% 5-8 62.5% 13-25 52.0%

Officials: Karen Preato, Eric J Brewton, Tina Napier
Technical fouls: #4/3 South Carolina-None. LSU-None.
Attendance: 918
2020-21 Women's Basketball. Round: 0. LSU vs South Carolina. Played at Maravic

Score by periods table with columns: 1st, 2nd, 3rd, 4th, Total. Values: 13, 10, 20, 26, 69.

Points In Off 2nd Fast Bench table with columns: SC, LSU, Paint, T/O, Chance, Break, Bench. Values: 48, 32, 15, 14, 8, 7, 30, 25.

Last FG - SC 4th-01:14, LSU 4th-00:01.
Largest lead - SC by 9 4th-01:14, LSU by 6 3rd-08:40.
SC led for 17:16. LSU led for 14:11. Game was tied for 08:33.

Official Basketball Box Score -- Game Totals -- Final Statistics
#4/3 South Carolina vs #21/19 Mississippi State
01/28/21 6:00 pm at Starkville, MS

#4/3 South Carolina 75 • 13-1,8-0 SEC
Table with columns: Player, FG-FGA, 3-Ptr, FT-FTA, Rebounds, PF, TP, A, TO, Blk, Stl, Min. Includes team totals and game statistics.

1st - FG %: 4-14 28.6% 2nd: 11-21 52.4% 3rd: 4-16 25.0% 4th: 8-15 53.3% Game: 27-66 40.9%
3FG %: 0-2 0.0% 1-5 20.0% 1-2 50.0% 1-3 33.3% 2-13 15.4%
FT %: 2-2 100.0% 3-4 75.0% 10-11 90.9% 4-5 80.0% 19-22 86.4%

#21/19 Mississippi State 52 • 8-5,3-4 SEC

Table with columns: Player, FG-FGA, 3-Ptr, FT-FTA, Rebounds, PF, TP, A, TO, Blk, Stl, Min. Includes team totals and game statistics.

1st - FG %: 5-20 25.0% 2nd: 5-15 33.3% 3rd: 7-14 50.0% 4th: 5-16 31.3% Game: 22-65 33.8%
3FG %: 1-4 25.0% 0-0 0.0% 1-3 33.3% 0-5 0.0% 3-14 21.4%
FT %: 0-2 0.0% 1-2 50.0% 3-6 50.0% 1-5 20.0% 9-15 60.0%

Officials: Karen Preato, Brian Garland, Brian Hall
Technical fouls: #4/3 South Carolina-None. #21/19 Mississippi State-None.
Attendance: 1000
2020-21 Women's Basketball. Round: 0. Mississippi St. vs South Carolina. Played

Score by periods table with columns: 1st, 2nd, 3rd, 4th, Total. Values: 10, 26, 18, 21, 75.

Points In Off 2nd Fast Bench table with columns: SC, MSU, Paint, T/O, Chance, Break, Bench. Values: 44, 38, 16, 10, 21, 8, 17, 19.

Last FG - SC 4th-00:31, MSU 4th-01:18.
Largest lead - SC by 23 4th-00:31, MSU by 5 1st-07:49.
SC led for 30:11. MSU led for 08:14. Game was tied for 01:06.

Official Basketball Box Score -- Game Totals -- Final Statistics
Alabama vs #4/3 South Carolina
01/31/21 3:00 pm at Columbia, SC

Alabama 63 • 12-4,5-4 SEC
Table with columns: Player, FG-FGA, 3-Ptr, FT-FTA, Rebounds, PF, TP, A, TO, Blk, Stl, Min. Includes team totals and game statistics.

1st - FG %: 8-20 40.0% 2nd: 8-12 66.7% 3rd: 5-16 31.3% 4th: 3-18 16.7% Game: 24-66 36.4%
3FG %: 3-8 37.5% 2-4 50.0% 1-4 25.0% 1-6 16.7% 7-21 33.3%
FT %: 2-4 50.0% 2-2 100.0% 2-2 100.0% 2-4 50.0% 8-12 66.7%

#4/3 South Carolina 87 • 14-1,9-0 SEC

Table with columns: Player, FG-FGA, 3-Ptr, FT-FTA, Rebounds, PF, TP, A, TO, Blk, Stl, Min. Includes team totals and game statistics.

1st - FG %: 10-15 66.7% 2nd: 5-16 31.3% 3rd: 11-17 64.7% 4th: 5-13 38.5% Game: 31-61 50.8%
3FG %: 2-3 66.7% 1-3 33.3% 2-3 66.7% 1-1 100.0% 6-10 60.0%
FT %: 4-4 100.0% 3-3 100.0% 0-0 0.0% 12-13 92.3%

Officials: Karleena Tobin, Douglas Knight, Gina Cross
Technical fouls: Alabama-None. #4/3 South Carolina-None.
Attendance: 3500
2020-21 Women's Basketball. Round: 0. Alabama vs South Carolina. Played at Col

Score by periods table with columns: 1st, 2nd, 3rd, 4th, Total. Values: 21, 20, 24, 23, 87.

Points In Off 2nd Fast Bench table with columns: Alabama, SC, Paint, T/O, Chance, Break, Bench. Values: 34, 44, 17, 14, 11, 11, 11.

Last FG - Bama 4th-03:39, SC 4th-00:29.
Largest lead - Bama by 8 1st-05:40, SC by 24 4th-00:29.
Bama led for 06:53. SC led for 29:25. Game was tied for 03:42.

Official Basketball Box Score -- Game Totals -- Final Statistics
#2/1 South Carolina vs Auburn
02/04/21 6:00 pm at Auburn, AL

#2/1 South Carolina 77 • 15-1,10-0 SEC
Table with columns: Player, FG-FGA, 3-Ptr, FT-FTA, Rebounds, PF, TP, A, TO, Blk, Stl, Min. Includes team totals and game statistics.

1st - FG %: 11-17 64.7% 2nd: 7-14 50.0% 3rd: 8-15 53.3% 4th: 5-17 29.4% Game: 31-63 49.2%
3FG %: 3-5 60.0% 2-3 66.7% 0-2 0.0% 1-2 50.0% 6-12 50.0%
FT %: 1-1 100.0% 5-8 62.5% 2-2 100.0% 1-3 33.3% 9-14 64.3%

Auburn 58 • 5-12,0-9 SEC

Table with columns: Player, FG-FGA, 3-Ptr, FT-FTA, Rebounds, PF, TP, A, TO, Blk, Stl, Min. Includes team totals and game statistics.

1st - FG %: 2-21 9.5% 2nd: 5-15 33.3% 3rd: 8-14 57.1% 4th: 8-16 50.0% Game: 23-66 34.8%
3FG %: 1-6 16.7% 2-3 66.7% 3-3 100.0% 1-3 33.3% 7-15 46.7%
FT %: 1-2 50.0% 0-0 0.0% 2-4 50.0% 5-10 50.0%

Officials: Ashlee Goode, Pualani Spurlock-Welsh, Beverly Roberts
Technical fouls: #2/1 South Carolina-None. Auburn-None.
Attendance: 608
2020-21 Women's Basketball. Round: 0. Auburn vs South Carolina. Played at Auburn

Score by periods table with columns: 1st, 2nd, 3rd, 4th, Total. Values: 6, 12, 21, 19, 58.

Points In Off 2nd Fast Bench table with columns: SC, Auburn, Paint, T/O, Chance, Break, Bench. Values: 44, 48, 16, 11, 6, 9, 25, 12.

Last FG - SC 4th-02:45, Auburn 4th-02:07.
Largest lead - SC by 32 4th-08:15, Auburn None.
SC led for 39:29. Auburn led for 00:00. Game was tied for 00:31.

Official Basketball Box Score -- Game Totals -- Final Statistics
#1/1 South Carolina vs #2/5 UConn
02/08/21 7:00 pm at Mansfield, CT

#1/1 South Carolina 59 • 15-2,10-0 SEC

Table with columns: #, Player, FG-FGA, 3-Ptr, FT-FTA, Rebounds (Off, Def, Tot), PF, TP, A, TO, Blk, Stl, Min. Includes totals for both teams and game statistics.

1st - FG %: 7-18 38.9% 2nd: 4-12 33.3% 3rd: 6-14 42.9% 4th: 6-16 37.5% Game: 25-68 36.8% Deadball Rebounds 4

#2/5 UConn 63 • 14-1,11-0 Big Ea

Table with columns: #, Player, FG-FGA, 3-Ptr, FT-FTA, Rebounds (Off, Def, Tot), PF, TP, A, TO, Blk, Stl, Min. Includes totals for both teams and game statistics.

1st - FG %: 5-22 22.7% 2nd: 7-13 53.8% 3rd: 10-20 50.0% 4th: 4-12 33.3% Game: 29-73 39.7% Deadball Rebounds 3,1

Officials: Tiara Cruse, Joseph Vaszi, Dee Kantner

Technical fouls: #1/1 South Carolina-None. #2/5 UConn-None.

Attendance: 2020-21 Women's Basketball. Round: 0. South Carolina vs UConn. Played at Harry

Score by periods table with columns: 1st, 2nd, 3rd, 4th, OT, Total. Includes points in paint, off T/O, 2nd chance, fast break, and benches.

Last FG - SC OT-01:56, UConn OT-00:10. Largest lead - SC by 6 1st-02:03, UConn by 7 4th-09:15. SC led for 25:03. UConn led for 13:40. Game was tied for 06:17.

Score tied - 8 times. Lead changed - 7 times.

Official Basketball Box Score -- Game Totals -- Final Statistics
Missouri vs #1/3 South Carolina
02/11/21 7:00 pm at Columbia, SC

Missouri 62 • 7-8,3-7 SEC

Table with columns: #, Player, FG-FGA, 3-Ptr, FT-FTA, Rebounds (Off, Def, Tot), PF, TP, A, TO, Blk, Stl, Min. Includes totals for both teams and game statistics.

1st - FG %: 8-13 61.5% 2nd: 6-12 50.0% 3rd: 5-16 31.3% 4th: 4-17 23.5% Game: 23-58 39.7% Deadball Rebounds 1

#1/3 South Carolina 77 • 16-2,11-0 SEC

Table with columns: #, Player, FG-FGA, 3-Ptr, FT-FTA, Rebounds (Off, Def, Tot), PF, TP, A, TO, Blk, Stl, Min. Includes totals for both teams and game statistics.

1st - FG %: 4-15 26.7% 2nd: 9-19 47.4% 3rd: 10-15 66.7% 4th: 6-12 50.0% Game: 29-61 47.5% Deadball Rebounds 2,4

Officials: Carla Fountain, Brian Garland, Karen Preato

Technical fouls: Missouri-None. #1/3 South Carolina-None.

Attendance: 3500 2020-21 Women's Basketball. Round: 0. Missouri vs South Carolina. Played at Co

Score by periods table with columns: 1st, 2nd, 3rd, 4th, Total. Includes points in paint, off T/O, 2nd chance, fast break, and benches.

Last FG - Missouri 4th-00:49, SC 4th-03:10. Largest lead - Missouri by 5 1st-03:37, SC by 21 4th-03:10. Missouri led for 12:53. SC led for 22:14. Game was tied for 04:53.

Score tied - 6 times. Lead changed - 3 times.

Official Basketball Box Score -- Game Totals -- Final Statistics
LSU vs #1/3 South Carolina
02/14/21 12:00 pm at Columbia, SC

LSU 59 • 8-10,6-6 SEC

Table with columns: #, Player, FG-FGA, 3-Ptr, FT-FTA, Rebounds (Off, Def, Tot), PF, TP, A, TO, Blk, Stl, Min. Includes totals for both teams and game statistics.

1st - FG %: 3-11 27.3% 2nd: 7-17 41.2% 3rd: 5-16 31.3% 4th: 8-17 47.1% Game: 23-61 37.7% Deadball Rebounds 2,1

#1/3 South Carolina 66 • 17-2,12-0 SEC

Table with columns: #, Player, FG-FGA, 3-Ptr, FT-FTA, Rebounds (Off, Def, Tot), PF, TP, A, TO, Blk, Stl, Min. Includes totals for both teams and game statistics.

1st - FG %: 7-16 43.8% 2nd: 7-14 50.0% 3rd: 7-19 36.8% 4th: 2-12 16.7% Game: 23-61 37.7% Deadball Rebounds 5

Officials: Douglas Knight, Felicia Grinter, Denise Brooks

Technical fouls: LSU-None. #1/3 South Carolina-None.

Attendance: 3500 2020-21 Women's Basketball. Round: 0. LSU vs South Carolina. Played at Colonia

Score by periods table with columns: 1st, 2nd, 3rd, 4th, Total. Includes points in paint, off T/O, 2nd chance, fast break, and benches.

Last FG - LSU 4th-00:24, SC 4th-01:43. Largest lead - LSU by 4 1st-08:55, SC by 18 3rd-00:47. LSU led for 02:13. SC led for 36:46. Game was tied for 01:01.

Score tied - 1 time. Lead changed - 1 time.

Official Basketball Box Score -- Game Totals -- Final Statistics
#2/3 South Carolina vs #21/21 Tennessee
02/18/21 7:00 pm at Knoxville, TN

#2/3 South Carolina 67 • 17-3,12-1 SEC

Table with columns: #, Player, FG-FGA, 3-Ptr, FT-FTA, Rebounds (Off, Def, Tot), PF, TP, A, TO, Blk, Stl, Min. Includes totals for both teams and game statistics.

1st - FG %: 7-15 46.7% 2nd: 9-20 45.0% 3rd: 5-16 31.3% 4th: 5-17 29.4% Game: 26-68 38.2% Deadball Rebounds 3

#21/21 Tennessee 75 • 13-5,7-3 SEC

Table with columns: #, Player, FG-FGA, 3-Ptr, FT-FTA, Rebounds (Off, Def, Tot), PF, TP, A, TO, Blk, Stl, Min. Includes totals for both teams and game statistics.

1st - FG %: 7-19 36.8% 2nd: 3-13 23.1% 3rd: 10-17 58.8% 4th: 6-11 54.5% Game: 26-60 43.3% Deadball Rebounds 4,1

Officials: Natasha Camy, Eric Brewton, Laura Morris

Technical fouls: #2/3 South Carolina-None. #21/21 Tennessee-None.

Attendance: 2512 2020-21 Women's Basketball. Round: 0. South Carolina vs Tennessee. Played at T

Score by periods table with columns: 1st, 2nd, 3rd, 4th, Total. Includes points in paint, off T/O, 2nd chance, fast break, and benches.

Last FG - SC 4th-00:37, UT 4th-01:16. Largest lead - SC by 16 2nd-01:43, UT by 9 4th-00:47. SC led for 25:07. UT led for 10:34. Game was tied for 04:19.

Score tied - 10 times. Lead changed - 6 times.



Official Basketball Box Score -- Game Totals -- Final Statistics
#17/17 Kentucky vs #2/3 South Carolina
02/21/21 3:00 pm at Columbia, SC

#17/17 Kentucky 55 • 15-6,8-5 SEC

Table with columns: #, Player, FG-FGA, 3-Ptr, FT-FTA, Rebounds (Off, Def, Tot), PF, TP, A, TO, Blk, Stl, Min. Includes team totals and shooting percentages.

Summary statistics table for #17/17 Kentucky, including 1st-4th quarter percentages and game totals.

#2/3 South Carolina 76 • 18-3,13-1 SEC

Table with columns: #, Player, FG-FGA, 3-Ptr, FT-FTA, Rebounds (Off, Def, Tot), PF, TP, A, TO, Blk, Stl, Min. Includes team totals and shooting percentages.

Summary statistics table for #2/3 South Carolina, including 1st-4th quarter percentages and game totals.

Officials: Jesse Dickerson, Brian Garland, Beverly Roberts
Technical fouls: #17/17 Kentucky-None. #2/3 South Carolina-None.
Attendance: 3500
2020-21 Women's Basketball. Round: 0. Kentucky vs South Carolina. Played at Co

Score by periods table for #17/17 Kentucky vs #2/3 South Carolina.

Last FG - KY 4th-00:02, SC 4th-00:27.
Largest lead - KY by 1 1st-06:35, SC by 24 4th-01:09.
KY led for 00:53. SC led for 36:31. Game was tied for 02:36.

Official Basketball Box Score -- Game Totals -- Final Statistics
Ole Miss vs #5/6 South Carolina
02/25/21 1:00 pm at Columbia, SC

Ole Miss 43 • 9-10,3-10 SEC

Table with columns: #, Player, FG-FGA, 3-Ptr, FT-FTA, Rebounds (Off, Def, Tot), PF, TP, A, TO, Blk, Stl, Min. Includes team totals and shooting percentages.

Summary statistics table for Ole Miss vs #5/6 South Carolina, including 1st-4th quarter percentages and game totals.

#5/6 South Carolina 68 • 19-3,14-1 SEC

Table with columns: #, Player, FG-FGA, 3-Ptr, FT-FTA, Rebounds (Off, Def, Tot), PF, TP, A, TO, Blk, Stl, Min. Includes team totals and shooting percentages.

Summary statistics table for #5/6 South Carolina, including 1st-4th quarter percentages and game totals.

Officials: Technical fouls: Ole Miss-None. #5/6 South Carolina-None.
Attendance: 3500
2020-21 Women's Basketball. Round: 0. Ole Miss vs South Carolina. Played at Co

Score by periods table for Ole Miss vs #5/6 South Carolina.

Last FG - OM 4th-02:39, SC 4th-00:44.
Largest lead - OM by 4 1st-07:38, SC by 25 4th-00:44.
OM led for 01:44. SC led for 35:43. Game was tied for 02:33.

Official Basketball Box Score -- Game Totals -- Final Statistics
#5/6 South Carolina vs #3/3 Texas A&M
02/28/21 1:00 pm at College Station, TX

#5/6 South Carolina 57 • 19-4,14-2 SEC

Table with columns: #, Player, FG-FGA, 3-Ptr, FT-FTA, Rebounds (Off, Def, Tot), PF, TP, A, TO, Blk, Stl, Min. Includes team totals and shooting percentages.

Summary statistics table for #5/6 South Carolina vs #3/3 Texas A&M, including 1st-4th quarter percentages and game totals.

#3/3 Texas A&M 65 • 22-1,13-1 SEC

Table with columns: #, Player, FG-FGA, 3-Ptr, FT-FTA, Rebounds (Off, Def, Tot), PF, TP, A, TO, Blk, Stl, Min. Includes team totals and shooting percentages.

Summary statistics table for #3/3 Texas A&M vs #5/6 South Carolina, including 1st-4th quarter percentages and game totals.

Officials: Eric Brewton, Douglas Knight, Tina Napier
Technical fouls: #5/6 South Carolina-None. #3/3 Texas A&M-None.
Attendance: 2700
2020-21 Women's Basketball. Round: 0. South Carolina vs Texas A&M. Played at R

Score by periods table for #5/6 South Carolina vs #3/3 Texas A&M.

Last FG - SC 4th-03:01, TAM 4th-01:15.
Largest lead - SC by 2 1st-08:19, TAM by 15 3rd-01:27.
SC led for 02:59. TAM led for 35:25. Game was tied for 01:36.

Official Basketball Box Score -- Game Totals -- Final Statistics
Alabama vs #7/7 South Carolina
03/05/21 6:00 pm at

Alabama 63 • 16-9,8-8 SEC

Table with columns: #, Player, FG-FGA, 3-Ptr, FT-FTA, Rebounds (Off, Def, Tot), PF, TP, A, TO, Blk, Stl, Min. Includes team totals and shooting percentages.

Summary statistics table for Alabama vs #7/7 South Carolina, including 1st-4th quarter percentages and game totals.

#7/7 South Carolina 75 • 20-4,14-2 SEC

Table with columns: #, Player, FG-FGA, 3-Ptr, FT-FTA, Rebounds (Off, Def, Tot), PF, TP, A, TO, Blk, Stl, Min. Includes team totals and shooting percentages.

Summary statistics table for #7/7 South Carolina vs Alabama, including 1st-4th quarter percentages and game totals.

Officials: Brian Hall, Laura Morris, Dee Kantner
Technical fouls: Alabama-None. #7/7 South Carolina-None.
Attendance: 3500
2020-21 Women's Basketball. Round: 0. Alabama vs South Carolina. Played at .

Score by periods table for Alabama vs #7/7 South Carolina.

Last FG - Bama 4th-05:08, SC 4th-02:03.
Largest lead - Bama None, SC by 27 2nd-04:47.
Bama led for 00:00. SC led for 38:48. Game was tied for 01:12.

Official Basketball Box Score -- Game Totals -- Final Statistics
#14/16 Tennessee vs #7/7 South Carolina
03/06/21 6:30 pm at

#14/16 Tennessee 52 • 16-7,9-4 SEC

Table with columns: Player, FG-FGA, 3-Ptr, FT-FTA, Rebounds (Off, Def, Tot), PF, TP, A TO Blk Stl, Min. Includes totals and game statistics.

1st - FG %: 5-15 33.3% 2nd: 4-16 25.0% 3rd: 6-14 42.9% 4th: 5-10 50.0% Game: 20-55 36.4% Deadball Rebounds 2,2

#7/7 South Carolina 67 • 21-4,14-2 SEC

Table with columns: Player, FG-FGA, 3-Ptr, FT-FTA, Rebounds (Off, Def, Tot), PF, TP, A TO Blk Stl, Min. Includes totals and game statistics.

1st - FG %: 9-19 47.4% 2nd: 3-14 21.4% 3rd: 2-18 11.1% 4th: 2-12 16.7% Game: 23-63 36.5% Deadball Rebounds 1

Officials: Brian Garland, Laura Morris, Eric Brewster
Technical fouls: #14/16 Tennessee-Rennia Davis. #7/7 South Carolina-Zia Cooke
Attendance: 2662
2020-21 Women's Basketball. Round: 0. South Carolina vs Tennessee. Played at .

Score by periods table with columns: 1st, 2nd, 3rd, 4th, Total. Values: 13, 12, 14, 13, 52.

Points In Off 2nd Fast Bench table with columns: Points, In, Off, 2nd, Fast, Bench. Values: 32, 30, 19, 16, 6, 15.

Last FG - TN 4th-00:19, SC 4th-01:31. Largest lead - TN by 1 1st-04:38, SC by 21 4th-08:56. TN led for 00:20. SC led for 36:07. Game was tied for 03:33. Score tied - 4 times. Lead changed - 2 times.

Official Basketball Box Score -- Game Totals -- Final Statistics
#16/21 Georgia vs #7/7 South Carolina
03/07/21 2:00 pm at

#16/21 Georgia 62 • 20-6,10-5 SEC

Table with columns: Player, FG-FGA, 3-Ptr, FT-FTA, Rebounds (Off, Def, Tot), PF, TP, A TO Blk Stl, Min. Includes totals and game statistics.

1st - FG %: 9-15 60.0% 2nd: 5-12 41.7% 3rd: 4-18 22.2% 4th: 8-20 40.0% Game: 26-65 40.0%

#7/7 South Carolina 67 • 22-4,14-2 SEC

Table with columns: Player, FG-FGA, 3-Ptr, FT-FTA, Rebounds (Off, Def, Tot), PF, TP, A TO Blk Stl, Min. Includes totals and game statistics.

1st - FG %: 6-15 40.0% 2nd: 6-16 37.5% 3rd: 7-12 58.3% 4th: 4-11 36.4% Game: 23-54 42.6%

Officials: Gina Cross, Felicia Grinter, Tina Napier
Technical fouls: #16/21 Georgia-None. #7/7 South Carolina-None.
Attendance: 2872
2020-21 Women's Basketball. Round: 0. Georgia vs South Carolina. Played at .

Score by periods table with columns: 1st, 2nd, 3rd, 4th, Total. Values: 23, 12, 8, 19, 62.

Points In Off 2nd Fast Bench table with columns: Points, In, Off, 2nd, Fast, Bench. Values: 32, 30, 17, 8, 9, 15.

Last FG - GA 4th-00:15, SC 4th-00:33. Largest lead - GA by 6 1st-00:00, SC by 9 3rd-00:24. GA led for 16:14. SC led for 18:56. Game was tied for 04:50. Score tied - 10 times. Lead changed - 10 times.

Official Basketball Box Score -- Game Totals -- Final Statistics
#14/16 Tennessee vs #6/5 South Carolina
03/21/21 5:00 pm at San Antonio, TX

Mercer 53 • 19-7,10-3 SoCon

Table with columns: Player, FG-FGA, 3-Ptr, FT-FTA, Rebounds (Off, Def, Tot), PF, TP, A TO Blk Stl, Min. Includes totals and game statistics.

1st - FG %: 6-17 35.3% 2nd: 8-16 50.0% 3rd: 7-17 41.2% 4th: 3-15 20.0% Game: 24-65 36.9% Deadball Rebounds 1

#6/5 South Carolina 79 • 23-4,14-2 SEC

Table with columns: Player, FG-FGA, 3-Ptr, FT-FTA, Rebounds (Off, Def, Tot), PF, TP, A TO Blk Stl, Min. Includes totals and game statistics.

1st - FG %: 10-19 52.6% 2nd: 6-12 50.0% 3rd: 7-15 46.7% 4th: 5-16 31.3% Game: 28-62 45.2% Deadball Rebounds 3,1

Officials: Joshua Hall, Robert Scofield, Felicia Grinter
Technical fouls: Mercer-None. #6/5 South Carolina-None.
Attendance:
First Round
2020-21 Women's Basketball. Round: 1. Mercer vs South Carolina. Played at Alam

Score by periods table with columns: 1st, 2nd, 3rd, 4th, Total. Values: 23, 20, 21, 15, 79.

Points In Off 2nd Fast Bench table with columns: Points, In, Off, 2nd, Fast, Bench. Values: 42, 16, 18, 23, 11, 19.

Last FG - Mercer 4th-00:37, SC 4th-03:44. Largest lead - Mercer None, SC by 28 4th-03:44. Mercer led for 00:00. SC led for 38:08. Game was tied for 01:52. Score tied - 1 time. Lead changed - 0 times.

Official Basketball Box Score -- Game Totals -- Final Statistics
Oregon St. vs #6/5 South Carolina
03/23/21 6:00 pm at San Antonio, TX

Oregon St. 42 • 12-8,7-6 Pac-12

Table with columns: Player, FG-FGA, 3-Ptr, FT-FTA, Rebounds (Off, Def, Tot), PF, TP, A TO Blk Stl, Min. Includes totals and game statistics.

1st - FG %: 6-15 40.0% 2nd: 2-12 16.7% 3rd: 4-17 23.5% 4th: 6-13 46.2% Game: 18-57 31.6% Deadball Rebounds 2

#6/5 South Carolina 59 • 24-4,14-2 SEC

Table with columns: Player, FG-FGA, 3-Ptr, FT-FTA, Rebounds (Off, Def, Tot), PF, TP, A TO Blk Stl, Min. Includes totals and game statistics.

1st - FG %: 5-18 27.8% 2nd: 7-17 41.2% 3rd: 7-12 58.3% 4th: 3-15 20.0% Game: 22-62 35.5% Deadball Rebounds 2

Officials: Meadow Overstreet, William Smith, Lisa Jones
Technical fouls: Oregon St.-TEAM. #6/5 South Carolina-TEAM.
Attendance:
Second Round
2020-21 Women's Basketball. Round: 2. Oregon St. vs South Carolina. Played at

Score by periods table with columns: 1st, 2nd, 3rd, 4th, Total. Values: 13, 5, 11, 13, 42.

Points In Off 2nd Fast Bench table with columns: Points, In, Off, 2nd, Fast, Bench. Values: 24, 9, 11, 13, 10, 8.

Last FG - OSU 4th-00:05, SC 4th-01:33. Largest lead - OSU by 2 1st-09:20, SC by 26 3rd-01:25. OSU led for 04:44. SC led for 29:11. Game was tied for 06:05. Score tied - 6 times. Lead changed - 7 times.

## ALL GAMES

### 2020-21 South Carolina Basketball #6/5 South Carolina Combined Team Statistics (as of Mar 23, 2021) All games

RECORD:	OVERALL	HOME	AWAY	NEUTRAL
ALL GAMES	24-4	10-1	7-3	7-0
CONFERENCE	14-2	8-0	6-2	0-0
NON-CONFERENCE	10-2	2-1	1-1	7-0

#	Player	gp-gs	min	avg	Total		3-Point		F-Throw		Rebounds				pf	dq	a	to	blk	stl	pts	avg
					fg-fga	fg%	3fg-fga	3fg%	ft-fa	ft%	off	def	tot	avg								
01	Zia Cooke	28-28	887	31.7	156-408	.382	37-105	.352	87-112	.777	14	68	82	2.9	37	0	56	68	1	27	436	15.6
04	Aliyah Boston	28-28	848	30.3	153-303	.505	12-45	.267	77-103	.748	115	213	328	11.7	79	0	45	45	75	32	395	14.1
03	Destanni Henderson	28-28	946	33.8	129-300	.430	35-86	.407	46-63	.730	23	113	136	4.9	29	0	140	76	5	37	339	12.1
05	Victoria Saxton	28-27	640	22.9	102-182	.560	0-0	.000	49-78	.628	74	90	164	5.9	64	0	13	37	43	34	253	9.0
12	Brea Beal	28-27	730	26.1	80-186	.430	16-52	.308	30-52	.577	40	103	143	5.1	54	0	28	30	20	24	206	7.4
24	Lele Grissett	25-1	479	19.2	67-134	.500	1-3	.333	33-59	.559	57	48	105	4.2	55	1	26	38	16	14	168	6.7
15	Laeticia Amihere	28-1	501	17.9	67-177	.379	0-9	.000	45-75	.600	59	89	148	5.3	57	1	25	64	27	19	179	6.4
02	Eniya Russell	25-0	165	6.6	22-64	.344	4-20	.200	21-35	.600	3	21	24	1.0	21	0	7	15	3	8	69	2.8
11	Destiny Littleton	25-0	296	11.8	17-54	.315	9-32	.281	24-30	.800	7	59	66	2.6	13	0	20	10	2	9	67	2.7
00	Olivia Thompson	19-0	51	2.7	6-17	.353	4-13	.308	0-0	.000	2	3	5	0.3	3	0	1	4	0	2	16	0.8
32	Elysa Wesolek	17-0	82	4.8	3-10	.300	0-3	.000	1-4	.250	7	12	19	1.1	12	0	0	2	4	3	7	0.4
Team																						
Total.....		28	5625		802-1835	.437	118-368	.321	413-611	.676	467	875	1342	47.9	424	2	361	398	196	209	2135	76.2
Opponents.....		28	5625		642-1765	.364	111-419	.265	242-370	.654	289	624	913	32.6	536	15	275	405	143	170	1637	58.5

TEAM STATISTICS	SC	OPP	Date	Opponent	Score	Att.	
SCORING	2135	1637		11/25/20	COL. OF CHARLESTON	w 119-38	3500
Points per game	76.2	58.5	@	11/28/20	vs South Dakota	w 81-71	0
Scoring margin	+17.8	-	@	11/29/20	vs #21/20 Gonzaga	w 79-72	0
FIELD GOALS-ATT	802-1835	642-1765		12/03/20	#8/6 NC STATE	L 46-54	3500
Field goal pct	.437	.364	<	12/06/20	at #23/18 Iowa State	w 83-65	864
3 POINT FG-ATT	118-368	111-419		12/17/20	TEMPLE	w 103-41	3500
3-point FG pct	.321	.265	*	12/31/20	FLORIDA	w 75-59	3500
3-pt FG made per game	4.2	4.0	*	01/04/21	at Alabama	w 77-60	637
FREE THROWS-ATT	413-611	242-370	*	01/10/21	at #10/8 Kentucky	w 75-70	1200
Free throw pct	.676	.654	*	01/14/21	at Vanderbilt	w 106-43	24
F-Throws made per game	14.8	8.6	*	01/18/21	#15/16 ARKANSAS	w 104-82	3500
REBOUNDS	1342	913	*	01/21/21	#22/23 GEORGIA	w 62-50	3500
Rebounds per game	47.9	32.6	*	01/24/21	at LSU	w 69-65	918
Rebounding margin	+15.3	-	*	01/28/21	at #21/19 Mississippi State	w 75-52	1000
ASSISTS	361	275	*	01/31/21	ALABAMA	w 87-63	3500
Assists per game	12.9	9.8	*	02/04/21	at Auburn	w 77-58	608
TURNOVERS	398	405		02/08/21	at #2/5 UConn	Lot 59-63	0
Turnovers per game	14.2	14.5	*	02/11/21	MISSOURI	w 77-62	3500
Turnover margin	+0.3	-	*	02/14/21	LSU	w 66-59	3500
Assist/turnover ratio	0.9	0.7	*	02/18/21	at #21/21 Tennessee	L 67-75	2512
STEALS	209	170	*	02/21/21	#17/17 KENTUCKY	w 76-55	3500
Steals per game	7.5	6.1	*	02/25/21	OLE MISS	w 68-43	3500
BLOCKS	196	143	*	02/28/21	at #3/3 Texas A&M	L 57-65	2700
Blocks per game	7.0	5.1	^	03/05/21	vs Alabama	w 75-63	2409
ATTENDANCE	38500	18406	^	03/06/21	vs #14/16 Tennessee	w 67-52	2662
Home games-Avg/Game	11-3500	10-1046	^	03/07/21	vs #16/21 Georgia	w 67-62	2872
Neutral site-Avg/Game	-	7-1135	\$	03/21/21	vs Mercer	w 79-53	0
			\$	03/23/21	vs Oregon St.	w 59-42	0

Score by Periods	1st	2nd	3rd	4th	OT	Totals
#6/5 South Carolina	550	491	610	479	5	2135
Opponents	383	372	459	414	9	1637

@ = Bad Boy Mowers Crossover Classic (Sioux Falls, S.D.)

< = SEC/Big 12 Challenge

\* = SEC game

^ = SEC Tournament (Greenville, S.C.)

\$ = NCAA Tournament (San Antonio, Texas)

## CONFERENCE GAMES ONLY

### 2020-21 South Carolina Basketball South Carolina Combined Team Statistics (as of Feb 28, 2021) Conference games only

RECORD:	OVERALL	HOME	AWAY	NEUTRAL
ALL GAMES	14-2	8-0	6-2	0-0
CONFERENCE	14-2	8-0	6-2	0-0
NON-CONFERENCE	0-0	0-0	0-0	0-0

#	Player	gp-gs	min	avg	Total		3-Point		F-Throw		Rebounds				pf	dq	a	to	blk	stl	pts	avg
					fg-fga	fg%	3fg-fga	3fg%	ft-fta	ft%	off	def	tot	avg								
01	Zia Cooke	16-16	499	31.2	91-243	.374	15-59	.254	52-68	.765	7	37	44	2.8	22	0	30	36	1	16	249	15.6
04	Aliyah Boston	16-16	480	30.0	83-165	.503	6-25	.240	40-54	.741	62	134	196	12.3	43	0	27	27	57	17	212	13.3
03	Destanni Henderson	16-16	551	34.4	74-164	.451	21-50	.420	23-26	.885	14	60	74	4.6	17	0	89	44	1	24	192	12.0
05	Victoria Saxton	16-16	368	23.0	63-115	.548	0-0	.000	26-46	.565	45	51	96	6.0	32	0	4	16	22	23	152	9.5
12	Brea Beal	16-15	398	24.9	50-107	.467	10-31	.323	19-30	.633	20	58	78	4.9	29	0	14	16	10	14	129	8.1
24	LeLe Grissett	16-1	314	19.6	42-90	.467	1-2	.500	26-40	.650	39	26	65	4.1	34	0	13	27	11	7	111	6.9
15	Laeticia Amihere	16-0	279	17.4	36-97	.371	0-3	.000	20-36	.556	33	40	73	4.6	31	0	13	40	17	15	92	5.8
11	Destiny Littleton	13-0	149	11.5	11-25	.440	7-15	.467	8-10	.800	3	28	31	2.4	6	0	10	7	1	6	37	2.8
02	Eniya Russell	16-0	94	5.9	10-38	.263	2-13	.154	12-20	.600	1	13	14	0.9	13	0	3	9	2	6	34	2.1
00	Olivia Thompson	11-0	25	2.3	2-6	.333	2-5	.400	0-0	.000	0	3	3	0.3	2	0	1	2	0	2	6	0.5
32	Elysa Wesolek	10-0	43	4.3	2-7	.286	0-2	.000	0-0	.000	3	6	9	0.9	5	0	0	2	0	1	4	0.4
Team																						
Total.....		16	3200		464-1057	.439	64-205	.312	226-330	.685	264	492	756	47.2	234	0	204	231	122	131	1218	76.1
Opponents.....		16	3200		375-1011	.371	66-210	.314	145-216	.671	162	363	525	32.8	302	7	145	233	78	101	961	60.1

TEAM STATISTICS	SC	OPP	Date	Opponent	Score	Att.
SCORING	1218	961	* 12/31/20	FLORIDA	w 75-59	3500
Points per game	76.1	60.1	* 01/04/21	at Alabama	w 77-60	637
Scoring margin	+16.1	-	* 01/10/21	at #10/8 Kentucky	w 75-70	1200
FIELD GOALS-ATT	464-1057	375-1011	* 01/14/21	at Vanderbilt	w 106-43	24
Field goal pct	.439	.371	* 01/18/21	#15/16 ARKANSAS	w 104-82	3500
3 POINT FG-ATT	64-205	66-210	* 01/21/21	#22/23 GEORGIA	w 62-50	3500
3-point FG pct	.312	.314	* 01/24/21	at LSU	w 69-65	918
3-pt FG made per game	4.0	4.1	* 01/28/21	at #21/19 Mississippi State	w 75-52	1000
FREE THROWS-ATT	226-330	145-216	* 01/31/21	ALABAMA	w 87-63	3500
Free throw pct	.685	.671	* 02/04/21	at Auburn	w 77-58	608
F-Throws made per game	14.1	9.1	* 02/11/21	MISSOURI	w 77-62	3500
REBOUNDS	756	525	* 02/14/21	LSU	w 66-59	3500
Rebounds per game	47.2	32.8	* 02/18/21	at #21/21 Tennessee	L 67-75	2512
Rebounding margin	+14.4	-	* 02/21/21	#17/17 KENTUCKY	w 76-55	3500
ASSISTS	204	145	* 02/25/21	OLE MISS	w 68-43	3500
Assists per game	12.8	9.1	* 02/28/21	at #3/3 Texas A&M	L 57-65	2700
TURNOVERS	231	233				
Turnovers per game	14.4	14.6				
Turnover margin	+0.1	-				
Assist/turnover ratio	0.9	0.6				
STEALS	131	101				
Steals per game	8.2	6.3				
BLOCKS	122	78				
Blocks per game	7.6	4.9				
ATTENDANCE	28000	9599				
Home games-Avg/Game	8-3500	8-1200				
Neutral site-Avg/Game	-	0-0				

@ = Bad Boy Mowers Crossover Classic (Sioux Falls, S.D.)  
< = SEC/Big 12 Challenge  
\* = SEC game

Score by Periods	1st	2nd	3rd	4th	Totals
South Carolina	293	290	333	302	1218
Opponents	220	208	283	250	961



## VS. RANKED OPPONENTS

### 2020-21 South Carolina Basketball South Carolina Combined Team Statistics (as of Mar 07, 2021) vs. Ranked Teams

RECORD:	OVERALL	HOME	AWAY	NEUTRAL
ALL GAMES	9-4	3-1	3-3	3-0
CONFERENCE	5-2	3-0	2-2	0-0
NON-CONFERENCE	4-2	0-1	1-1	3-0

#	Player	gp-gs	min	Total		3-Point		F-Throw		Rebounds				pf	dq	a	to	blk	stl	pts	avg	
				fg-fga	fg%	3fg-fga	3fg%	ft-fa	ft%	off	def	tot	avg									
04	Aliyah Boston	13-13	412	31.7	73-144	.507	8-26	.308	37-49	.755	53	101	154	11.8	41	0	19	27	43	14	191	14.7
01	Zia Cooke	13-13	425	32.7	63-192	.328	16-47	.340	42-52	.808	7	35	42	3.2	18	0	26	30	0	8	184	14.2
03	Destanni Henderson	13-13	475	36.5	64-165	.388	16-43	.372	23-33	.697	14	48	62	4.8	15	0	58	46	2	9	167	12.8
12	Brea Beal	13-12	359	27.6	36-88	.409	8-21	.381	21-28	.750	18	48	66	5.1	22	0	7	20	11	14	101	7.8
05	Victoria Saxton	13-13	287	22.1	33-63	.524	0-0	.000	18-30	.600	32	43	75	5.8	38	0	5	20	13	10	84	6.5
24	Lele Grissett	12-1	236	19.7	28-63	.444	0-1	.000	14-30	.467	24	18	42	3.5	30	1	8	16	7	7	70	5.8
15	Laeticia Amihere	13-0	228	17.5	31-84	.369	0-4	.000	12-19	.632	27	36	63	4.8	27	1	15	22	13	11	74	5.7
02	Eniya Russell	10-0	61	6.1	8-24	.333	2-9	.222	6-10	.600	1	5	6	0.6	10	0	1	8	2	0	24	2.4
11	Destiny Littleton	12-0	112	9.3	5-16	.313	3-9	.333	5-8	.625	4	21	25	2.1	5	0	9	3	0	4	18	1.5
00	Olivia Thompson	8-0	10	1.3	1-2	.500	1-2	.500	0-0	.000	1	0	1	0.1	0	0	1	3	0	1	3	0.4
32	Elysa Wesolek	6-0	20	3.3	0-2	.000	0-2	.000	1-2	.500	3	3	6	1.0	5	0	0	1	1	1	1	0.2
Team											34	27	61				3					
Total.....		13	2625		342-843	.406	54-164	.329	179-261	.686	218	385	603	46.4	211	2	149	199	92	79	917	70.5
Opponents.....		13	2625		323-831	.389	51-188	.271	120-176	.682	146	304	450	34.6	243	7	147	183	84	83	817	62.8

TEAM STATISTICS	SC	OPP	Date	Opponent	Score	Att.
SCORING	917	817	@ 11/29/20	vs #21/20 Gonzaga	W 79-72	0
Points per game	70.5	62.8	12/03/20	#8/6 NC STATE	L 46-54	3500
Scoring margin	+7.7	-	< 12/06/20	at #23/18 Iowa State	W 83-65	864
FIELD GOALS-ATT	342-843	323-831	* 01/10/21	at #10/8 Kentucky	W 75-70	1200
Field goal pct	.406	.389	* 01/18/21	#15/16 ARKANSAS	W 104-82	3500
3 POINT FG-ATT	54-164	51-188	* 01/21/21	#22/23 GEORGIA	W 62-50	3500
3-point FG pct	.329	.271	* 01/28/21	at #21/19 Mississippi State	W 75-52	1000
3-pt FG made per game	4.2	3.9	02/08/21	at #2/5 UConn	Lot 59-63	0
FREE THROWS-ATT	179-261	120-176	* 02/18/21	at #21/21 Tennessee	L 67-75	2512
Free throw pct	.686	.682	* 02/21/21	#17/17 KENTUCKY	W 76-55	3500
F-Throws made per game	13.8	9.2	* 02/28/21	at #3/3 Texas A&M	L 57-65	2700
REBOUNDS	603	450	^ 03/06/21	vs #14/16 Tennessee	W 67-52	2662
Rebounds per game	46.4	34.6	^ 03/07/21	vs #16/21 Georgia	W 67-62	2872
Rebounding margin	+11.8	-				
ASSISTS	149	147		@ = Bad Boy Mowers Crossover Classic (Sioux Falls, S.D.)		
Assists per game	11.5	11.3		< = SEC/Big 12 Challenge		
TURNOVERS	199	183		* = SEC game		
Turnovers per game	15.3	14.1		^ = SEC Tournament (Greenville, S.C.)		
Turnover margin	-1.2	-				
Assist/turnover ratio	0.7	0.8				
STEALS	79	83				
Steals per game	6.1	6.4				
BLOCKS	92	84				
Blocks per game	7.1	6.5				
ATTENDANCE	14000	13810				
Home games-Avg/Game	4-3500	6-1379				
Neutral site-Avg/Game	-	3-1845				

Score by Periods	1st	2nd	3rd	4th	OT	Totals
South Carolina	233	212	257	210	5	917
Opponents	197	181	224	206	9	817

## POSTSEASON GAMES

RECORD:	OVERALL	HOME	AWAY	NEUTRAL
ALL GAMES	5-0	0-0	0-0	5-0
CONFERENCE	0-0	0-0	0-0	0-0
NON-CONFERENCE	5-0	0-0	0-0	5-0

#	Player	gp-gs	min	avg	Total		3-Point		F-Throw		Rebounds					a	to	blk	stl	pts	avg	
					fg-fga	fg%	3fg-fga	3fg%	ft-fa	ft%	off	def	tot	avg	pf							dq
04	Aliyah Boston	5-5	158	31.6	33-58	.569	4-8	.500	27-33	.818	24	35	59	11.8	16	0	8	8	8	6	97	19.4
01	Zia Cooke	5-5	168	33.6	26-67	.388	5-15	.333	13-16	.813	3	12	15	3.0	7	0	6	14	0	7	70	14.0
03	Destanni Henderson	5-5	176	35.2	24-63	.381	7-19	.368	6-10	.600	3	22	25	5.0	4	0	18	15	2	8	61	12.2
05	Victoria Saxton	5-5	125	25.0	14-27	.519	0-0	.000	11-13	.846	10	10	20	4.0	14	0	5	10	7	6	39	7.8
15	Laeticia Amihere	5-0	83	16.6	12-29	.414	0-1	.000	5-7	.714	8	21	29	5.8	8	0	3	13	2	2	29	5.8
24	LeLe Grissett	3-0	62	20.7	8-20	.400	0-1	.000	0-0	.000	4	6	10	3.3	7	0	5	7	1	3	16	5.3
12	Brea Beal	5-5	151	30.2	8-27	.296	2-10	.200	5-9	.556	7	23	30	6.0	13	0	4	4	7	5	23	4.6
11	Destiny Littleton	5-0	58	11.6	1-10	.100	1-7	.143	8-10	.800	2	10	12	2.4	1	0	4	1	1	0	11	2.2
32	Elysa Wesolek	3-0	7	2.3	0-0	.000	0-0	.000	1-2	.500	0	0	0	0.0	1	0	0	0	1	1	1	0.3
00	Olivia Thompson	3-0	3	1.0	0-1	.000	0-1	.000	0-0	.000	0	0	0	0.0	0	0	0	0	0	0	0	0.0
02	Eniya Russell	4-0	9	2.3	0-1	.000	0-0	.000	0-0	.000	1	1	2	0.5	1	0	0	1	0	0	0	0.0
Team											14	6	20				1					
Total.....		5	1000		126-303	.416	19-62	.306	76-100	.760	76	146	222	44.4	72	0	53	74	29	38	347	69.4
Opponents.....		5	1000		110-295	.373	18-69	.261	34-48	.708	44	108	152	30.4	86	3	56	77	29	32	272	54.4

Date	Opponent	Score	Att.
^ 03/05/21	vs Alabama	w 75-63	2409
^ 03/06/21	vs #14/16 Tennessee	w 67-52	2662
^ 03/07/21	vs #16/21 Georgia	w 67-62	2872
\$ 03/21/21	vs Mercer	w 79-53	0
\$ 03/23/21	vs Oregon St.	w 59-42	0

@ = Bad Boy Mowers Crossover Classic (Sioux Falls, S.D.)

< = SEC/Big 12 Challenge

\* = SEC game

^ = SEC Tournament (Greenville, S.C.)

\$ = NCAA Tournament (San Antonio, Texas)

## NCAA TOURNAMENT GAMES

RECORD:	OVERALL	HOME	AWAY	NEUTRAL
ALL GAMES	2-0	0-0	0-0	2-0
CONFERENCE	0-0	0-0	0-0	0-0
NON-CONFERENCE	2-0	0-0	0-0	2-0

#	Player	gp-gs	min	avg	Total		3-Point		F-Throw		Rebounds					a	to	blk	stl	pts	avg	
					fg-fga	fg%	3fg-fga	3fg%	ft-fa	ft%	off	def	tot	avg	pf							dq
04	Aliyah Boston	2-2	56	28.0	14-26	.538	1-5	.200	10-12	.833	12	13	25	12.5	5	0	3	3	1	1	39	19.5
05	Victoria Saxton	2-2	61	30.5	9-15	.600	0-0	.000	9-10	.900	5	7	12	6.0	5	0	3	4	6	2	27	13.5
01	Zia Cooke	2-2	63	31.5	9-25	.360	0-6	.000	5-6	.833	1	7	8	4.0	1	0	3	6	0	4	23	11.5
15	Laeticia Amihere	2-0	49	24.5	8-17	.471	0-1	.000	3-5	.600	6	11	17	8.5	3	0	2	11	1	2	19	9.5
03	Destanni Henderson	2-2	67	33.5	5-19	.263	0-4	.000	2-4	.500	0	7	7	3.5	1	0	5	2	0	7	12	6.0
12	Brea Beal	2-2	54	27.0	4-11	.364	2-6	.333	0-3	.000	4	13	17	8.5	5	0	2	1	2	2	10	5.0
11	Destiny Littleton	2-0	40	20.0	1-9	.111	1-6	.167	5-6	.833	2	9	11	5.5	0	0	2	1	1	0	8	4.0
32	Elysa Wesolek	2-0	4	2.0	0-0	.000	0-0	.000	0-0	.000	0	0	0	0.0	1	0	0	0	1	0	0	0.0
02	Eniya Russell	2-0	4	2.0	0-1	.000	0-0	.000	0-0	.000	1	0	1	0.5	1	0	0	0	0	0	0	0.0
00	Olivia Thompson	2-0	2	1.0	0-1	.000	0-1	.000	0-0	.000	0	0	0	0.0	0	0	0	0	0	0	0	0.0
Team											4	0	4				1					
Total.....		2	400		50-124	.403	4-29	.138	34-46	.739	35	67	102	51.0	22	0	20	29	12	18	138	69.0
Opponents.....		2	400		42-122	.344	6-30	.200	5-9	.556	14	45	59	29.5	35	1	25	25	12	15	95	47.5

## GAMES WON

### 2020-21 South Carolina Basketball #6/5 South Carolina Combined Team Statistics (as of Mar 23, 2021) Games won

<b>RECORD:</b>	<b>OVERALL</b>	<b>HOME</b>	<b>AWAY</b>	<b>NEUTRAL</b>
ALL GAMES	24-0	10-0	7-0	7-0
CONFERENCE	14-0	8-0	6-0	0-0
NON-CONFERENCE	10-0	2-0	1-0	7-0

#	Player	gp-gs	min	avg	Total		3-Point		F-Throw		Rebounds				pf	dq	a	to	blk	stl	pts	avg
					fg-fga	fg%	3fg-fga	3fg%	ft-fta	ft%	off	def	tot	avg								
01	Zia Cooke	24-24	748	31.2	138-338	.408	33-85	.388	75-98	.765	12	53	65	2.7	32	0	48	58	1	24	384	16.0
04	Aliyah Boston	24-24	706	29.4	130-249	.522	10-34	.294	71-95	.747	97	180	277	11.5	66	0	41	37	68	29	341	14.2
03	Destanni Henderson	24-24	793	33.0	111-243	.457	31-73	.425	43-56	.768	17	100	117	4.9	24	0	119	60	4	33	296	12.3
05	Victaria Saxton	24-23	558	23.3	97-169	.574	0-0	.000	46-73	.630	64	79	143	6.0	50	0	13	33	39	32	240	10.0
12	Brea Beal	24-23	617	25.7	69-156	.442	15-46	.326	27-48	.563	36	84	120	5.0	48	0	27	22	17	20	180	7.5
24	Lele Grissett	21-1	404	19.2	59-119	.496	1-3	.333	31-51	.608	51	44	95	4.5	41	0	26	36	15	12	150	7.1
15	Laeticia Amihere	24-1	433	18.0	58-150	.387	0-7	.000	44-72	.611	50	77	127	5.3	52	1	21	57	21	17	160	6.7
11	Destiny Littleton	22-0	269	12.2	17-51	.333	9-30	.300	24-30	.800	6	54	60	2.7	11	0	20	9	2	8	67	3.0
02	Eniya Russell	22-0	140	6.4	21-55	.382	4-17	.235	19-31	.613	3	19	22	1.0	18	0	7	13	2	8	65	3.0
00	Olivia Thompson	17-0	51	3.0	6-17	.353	4-13	.308	0-0	.000	2	3	5	0.3	3	0	1	3	0	1	16	0.9
32	Elysa Wesolek	16-0	81	5.1	3-10	.300	0-3	.000	1-4	.250	6	12	18	1.1	12	0	0	1	4	3	7	0.4
Team											56	47	103				9					
Total.....		24	4800		709-1557	.455	107-311	.344	381-558	.683	400	752	1152	48.0	357	1	323	338	173	187	1906	79.4
Opponents.....		24	4800		541-1503	.360	99-372	.266	199-307	.648	242	503	745	31.0	473	14	227	352	117	143	1380	57.5

## GAMES LOST

### 2020-21 South Carolina Basketball South Carolina Combined Team Statistics (as of Feb 28, 2021) Games lost

<b>RECORD:</b>	<b>OVERALL</b>	<b>HOME</b>	<b>AWAY</b>	<b>NEUTRAL</b>
ALL GAMES	0-4	0-1	0-3	0-0
CONFERENCE	0-2	0-0	0-2	0-0
NON-CONFERENCE	0-2	0-1	0-1	0-0

#	Player	gp-gs	min	avg	Total		3-Point		F-Throw		Rebounds				pf	dq	a	to	blk	stl	pts	avg
					fg-fga	fg%	3fg-fga	3fg%	ft-fta	ft%	off	def	tot	avg								
04	Aliyah Boston	4-4	142	35.5	23-54	.426	2-11	.182	6-8	.750	18	33	51	12.8	13	0	4	8	7	3	54	13.5
01	Zia Cooke	4-4	139	34.8	18-70	.257	4-20	.200	12-14	.857	2	15	17	4.3	5	0	8	10	0	3	52	13.0
03	Destanni Henderson	4-4	153	38.2	18-57	.316	4-13	.308	3-7	.429	6	13	19	4.8	5	0	21	16	1	4	43	10.8
12	Brea Beal	4-4	113	28.3	11-30	.367	1-6	.167	3-4	.750	4	19	23	5.8	6	0	1	8	3	4	26	6.5
15	Laeticia Amihere	4-0	68	17.0	9-27	.333	0-2	.000	1-3	.333	9	12	21	5.3	5	0	4	7	6	2	19	4.8
24	Lele Grissett	4-0	75	18.8	8-15	.533	0-0	.000	2-8	.250	6	4	10	2.5	14	1	0	2	1	2	18	4.5
05	Victaria Saxton	4-4	82	20.5	5-13	.385	0-0	.000	3-5	.600	10	11	21	5.3	14	0	0	4	4	2	13	3.3
02	Eniya Russell	3-0	25	8.3	1-9	.111	0-3	.000	2-4	.500	0	2	2	0.7	3	0	0	2	1	0	4	1.3
32	Elysa Wesolek	1-0	1	1.0	0-0	.000	0-0	.000	0-0	.000	1	0	1	1.0	0	0	0	1	0	0	0	0.0
11	Destiny Littleton	3-0	27	9.0	0-3	.000	0-2	.000	0-0	.000	1	5	6	2.0	2	0	0	1	0	1	0	0.0
00	Olivia Thompson	2-0	0	0.0	0-0	.000	0-0	.000	0-0	.000	0	0	0	0.0	0	0	0	1	0	1	0	0.0
Team											10	9	19									
Total.....		4	825		93-278	.335	11-57	.193	32-53	.604	67	123	190	47.5	67	1	38	60	23	22	229	57.2
Opponents.....		4	825		101-262	.385	12-47	.255	43-63	.683	47	121	168	42.0	63	1	48	53	26	27	257	64.2

**2020-21 South Carolina Basketball**  
**#6/5 South Carolina Team Game-by-Game Comparison (as of Mar 23, 2021)**  
**All games**

Opponent	1st	2nd	Score	Mar	Total FG	FG Pct	3-Pointers	3FG Pct	Free Throws	FT Pct	Rebounds	Assist	T/Over	Block	Steal	Fouls
COL. OF CHARLESTON	62/20	57/18	119-38	+81	42-71/13-74	.592/.176	4-13/1-23	.308/.043	31-47/11-24	.660/.458	73/28	19/0	15/18	13/3	12/6	20/31
South Dakota	37/37	44/34	81-71	+10	30-72/29-67	.417/.433	5-14/2-16	.357/.125	16-29/11-20	.552/.550	45/37	14/15	9/8	5/3	6/5	22/25
#21/20 Gonzaga	38/34	41/38	79-72	+7	26-54/29-55	.481/.527	2-5/9-19	.400/.474	25-41/5-13	.610/.365	36/29	12/20	12/15	4/5	6/4	17/32
#8/6 NC STATE	20/21	26/33	46-54	(8)	20-74/20-68	.270/.294	2-12/4-17	.167/.235	4-11/10-12	.364/.833	54/49	9/10	11/9	6/7	2/2	15/12
#23/18 Iowa State	44/30	39/35	83-65	+18	30-63/23-62	.476/.371	13-26/5-27	.500/.185	10-13/14-16	.769/.875	50/24	21/8	19/10	6/5	1/8	21/10
TEMPLE	44/25	59/16	103-41	+62	39-73/14-60	.534/.233	8-22/4-23	.364/.174	17-25/9-13	.680/.692	54/30	22/6	6/18	7/5	10/1	8/19
FLORIDA	39/18	36/41	75-59	+16	31-79/24-65	.392/.369	3-16/7-17	.188/.412	10-12/4-11	.833/.364	51/39	19/11	15/21	10/2	12/3	14/14
Alabama	37/26	40/34	77-60	+17	31-74/22-56	.419/.393	3-8/4-16	.375/.250	12-24/12-19	.500/.632	55/31	9/9	13/12	4/5	7/5	14/21
#10/8 Kentucky	32/41	43/29	75-70	+5	30-64/28-74	.469/.378	2-4/3-20	.500/.150	13-21/11-12	.619/.917	46/31	6/10	18/13	10/7	6/12	13/20
Vanderbilt	49/13	57/30	106-43	+63	42-76/19-65	.553/.292	7-17/2-8	.412/.250	15-25/3-9	.600/.333	60/28	19/3	12/19	9/2	10/7	12/18
#15/16 ARKANSAS	42/37	62/45	104-82	+22	40-74/32-71	.541/.451	8-15/7-13	.533/.538	16-22/11-14	.727/.786	50/29	21/10	13/9	10/6	4/6	16/19
#22/23 GEORGIA	30/18	32/32	62-50	+12	22-62/22-65	.355/.338	2-11/1-5	.182/.200	16-24/5-8	.667/.625	47/37	10/13	20/23	14/7	14/5	15/20
LSU	23/25	46/40	69-65	+4	27-57/25-60	.474/.417	2-15/2-6	.133/.333	13-25/13-17	.520/.765	39/33	16/4	16/17	3/1	8/7	15/22
#21/19 Mississippi State	36/23	39/29	75-52	+23	27-66/22-65	.409/.338	2-13/3-14	.154/.214	19-22/5-15	.864/.333	51/38	12/9	13/15	4/6	9/6	14/20
ALABAMA	40/41	47/22	87-63	+24	31-61/24-66	.508/.364	6-10/7-21	.600/.333	19-20/8-12	.950/.667	43/30	15/9	13/13	8/4	10/6	15/21
Auburn	47/18	30/40	77-58	+19	31-63/23-66	.492/.348	6-12/7-15	.500/.467	9-14/5-10	.643/.500	51/29	15/11	17/9	6/3	4/7	12/15
#2/5 UConn	24/24	30/30	59-63	(4)	25-68/29-73	.368/.397	1-9/2-15	.111/.133	8-15/3-8	.533/.375	52/39	7/15	21/17	4/8	3/11	15/19
MISSOURI	36/36	41/26	77-62	+15	29-61/23-58	.475/.397	4-15/8-21	.267/.381	15-21/8-10	.714/.800	38/30	10/6	8/11	8/3	6/5	13/21
LSU	34/22	32/37	66-59	+7	23-61/23-61	.377/.377	4-13/2-9	.308/.222	16-25/11-15	.640/.733	49/32	10/10	20/17	10/10	10/9	16/19
#21/21 Tennessee	37/25	30/50	67-75	(8)	26-68/26-60	.382/.433	3-14/3-8	.214/.375	12-16/20-28	.750/.714	40/40	11/14	13/13	5/5	8/6	20/20
#17/17 KENTUCKY	34/30	42/25	76-55	+21	28-65/20-57	.431/.351	4-11/5-18	.364/.278	16-24/10-11	.667/.909	49/30	10/12	11/12	6/8	5/4	15/21
OLE MISS	33/20	35/23	68-43	+25	24-58/16-61	.414/.282	3-9/2-12	.333/.167	17-24/9-10	.708/.900	43/28	10/5	14/15	7/3	9/5	13/19
#3/3 Texas A&M	34/35	23/30	57-65	(8)	22-68/26-61	.324/.426	5-22/3-7	.227/.429	8-11/10-15	.727/.667	44/40	11/9	15/14	8/6	9/8	17/12
Alabama	42/26	33/37	75-63	+12	30-62/22-53	.484/.415	5-11/6-14	.455/.429	10-13/13-15	.769/.867	36/29	14/14	12/19	2/3	8/6	17/13
#14/16 Tennessee	39/25	28/27	67-52	+15	23-63/20-55	.365/.364	7-16/2-14	.438/.143	14-16/10-15	.875/.667	44/33	14/8	13/18	5/8	7/5	19/19
#16/21 Georgia	35/35	32/27	67-62	+5	23-54/26-65	.426/.400	3-6/4-11	.500/.364	18-25/6-9	.720/.667	40/31	5/9	20/15	10/6	5/6	14/19
Mercer	43/32	36/21	79-53	+26	28-62/24-65	.452/.369	3-14/3-11	.214/.273	20-28/2-3	.714/.667	52/27	12/14	17/12	4/4	8/9	11/21
Oregon St.	30/18	29/24	59-42	+17	22-62/18-57	.355/.316	1-15/3-19	.067/.158	14-18/3-6	.778/.500	50/32	8/11	12/13	8/8	10/6	11/14

Note: Game totals are displayed in the format TEAM/OPPONENT for each category

**2020-21 South Carolina Basketball**  
**#6/5 South Carolina Points-Rebounds-Assists (as of Mar 23, 2021)**  
**All games**

Opponent	Date	Score		00	01	02	03	04	05	11	12	15	24	32
				THOMPSON,	COOKE,ZIA	RUSSELL,EN	HENDERSON	BOSTON,ALI	SAXTON,VIC	LITTLETON,	BEAL,BREA	AMIHERE,LA	GRISSETT,L	WESOLEK,E
CC	11/25/20	119-38	w	5-0-0	18-1-3	14-4-2	11-6-5	11-12-1	19-12-2	7-8-0	8-2-1	11-11-2	13-10-3	2-4-0
vs SD	11/28/20	81-71	w	3-0-0	19-5-1	2-0-1	19-9-3	12-8-4	4-3-0	0-0-0	3-5-3	11-9-1	8-5-1	0-1-0
vs Gonz	11/29/20	79-72	w	DNP	16-4-4	DNP	23-3-2	10-5-0	9-6-1	1-1-1	12-7-1	6-4-2	2-2-1	DNP
NCSU	12/03/20	46-54	L	0-0-0	11-5-1	0-0-0	2-7-6	9-9-0	0-3-0	0-2-0	5-4-0	11-15-2	8-3-0	DNP
at IowaSt	12/06/20	83-65	w	0-1-0	19-1-4	8-1-0	12-4-7	13-15-3	9-9-1	5-7-3	13-4-2	4-2-1	DNP	0-2-0
Temple	12/17/20	103-41	w	2-1-0	23-3-4	11-3-1	8-3-7	14-9-1	16-7-0	6-4-2	5-3-3	11-3-1	7-7-3	0-3-0
UF	12/31/20	75-59	w	0-2-0	26-3-5	0-1-0	2-7-9	28-16-1	9-12-0	DNP	4-1-2	2-3-2	4-2-0	0-0-0
at Bama	01/04/21	77-60	w	0-0-0	18-3-2	0-0-0	20-8-5	5-10-0	15-6-0	DNP	8-10-0	3-5-0	8-4-2	0-0-0
at UK	01/10/21	75-70	w	0-0-0	7-3-1	3-1-0	22-8-3	20-12-1	7-2-0	0-0-0	2-6-0	10-4-1	4-3-0	DNP
at Vandy	01/14/21	106-43	w	3-1-0	9-2-2	6-3-1	12-7-9	9-10-2	20-2-1	8-3-2	17-3-1	11-8-1	7-12-0	4-1-0
Ark	01/18/21	104-82	w	DNP	9-3-3	3-1-1	14-2-10	26-16-3	10-4-0	7-5-1	22-4-1	6-1-2	7-8-0	DNP
UGA	01/21/21	62-50	w	0-0-1	16-2-0	0-0-0	2-4-3	16-11-2	9-11-0	1-5-1	9-7-1	4-2-1	5-0-1	0-2-0
at LSU	01/24/21	69-65	w	DNP	11-1-0	0-0-1	16-5-8	20-14-0	4-5-0	0-1-0	10-4-4	0-2-0	8-3-3	DNP
at MSU	01/28/21	75-52	w	3-0-0	19-3-3	2-1-0	6-4-2	6-12-0	13-11-2	2-0-2	6-5-0	7-7-2	11-5-1	0-0-0
Bama	01/31/21	87-63	w	0-0-0	21-2-0	4-3-0	14-6-7	6-13-6	10-1-0	8-3-2	11-6-0	7-1-0	6-4-0	0-0-0
at AUB	02/04/21	77-58	w	0-0-0	17-2-2	3-1-0	4-4-9	14-8-1	11-7-0	6-4-2	6-5-1	6-9-0	10-4-0	0-3-0
at UConn	02/08/21	59-63	L	DNP	11-4-3	DNP	11-5-3	17-15-1	5-8-0	0-1-0	8-10-0	4-2-0	3-3-0	DNP
Mizzou	02/11/21	77-62	w	0-0-0	15-2-1	1-0-0	11-4-3	11-12-1	10-6-0	5-1-0	9-4-3	6-6-0	9-1-2	0-1-0
LSU	02/14/21	66-59	w	DNP	13-4-4	4-0-0	19-2-3	12-13-2	8-5-0	0-4-0	4-3-0	6-5-0	0-4-1	DNP
at UT	02/18/21	67-75	L	0-0-0	15-3-2	4-2-0	15-3-6	17-16-1	6-6-0	DNP	4-1-0	4-3-2	2-1-0	0-1-0
KY	02/21/21	76-55	w	0-0-0	21-5-2	4-0-0	14-2-2	4-11-3	8-6-1	0-1-0	0-2-0	12-13-1	13-6-1	0-1-0
OM	02/25/21	68-43	w	DNP	17-1-1	0-1-0	6-4-4	7-11-2	10-8-0	0-1-0	8-9-0	8-3-1	12-5-2	DNP
at TAM	02/28/21	57-65	L	DNP	15-5-2	0-0-0	15-4-6	11-11-2	2-4-0	0-3-0	9-8-1	0-1-0	5-3-0	DNP
vs Bama	03/05/21	75-63	w	DNP	22-3-2	0-1-0	18-2-5	16-13-2	6-3-2	1-1-1	2-5-1	4-3-0	6-2-1	DNP
vs TN	03/06/21	67-52	w	0-0-0	17-4-1	0-0-0	13-7-5	15-11-3	3-2-0	2-0-1	4-4-0	4-7-0	8-4-4	1-0-0
vs GA	03/07/21	67-62	w	DNP	8-0-0	DNP	18-9-3	27-10-0	3-3-0	0-0-0	7-4-1	2-2-1	2-4-0	DNP
vs Mercer	03/21/21	79-53	w	0-0-0	13-3-1	0-0-0	0-5-4	20-18-3	20-6-1	8-4-2	7-6-0	11-8-1	DNP	0-0-0
vs OSU	03/23/21	59-42	w	0-0-0	10-5-2	0-1-0	12-2-1	19-7-0	7-6-2	0-7-0	3-11-2	8-9-1	DNP	0-0-0





# Colonial Life Arena

## Notables

- 6-Time National Attendance Leader (2015-present)
- NCAA Tournament Host in 2015, 2016, 2017, 2018
- 81 consecutive regular-season games with at least 10,000 fans (Jan. 2, 2015) – overall streak, including postseason games, is 46 (Nov. 10, 2017)
- 5 official sellouts (18,000) since 2015-16 season
- 2 undefeated seasons at home
- Longest home win streak – 45 games (2/24/13-2/4/16)

## Great Gamecock Fans

18,000	UConn, 2/10/20
18,000	Mississippi State, 3/3/19
18,000	UConn, 2/1/18
18,000	Kentucky, 2/26/17
18,000	UConn, 2/8/16
17,712	Clemson, 11/22/02*
17,156	Kentucky, 1/11/15
16,815	Ohio State, 11/13/15
16,465	Auburn, 1/2/15
16,429	Duke, 12/6/15

\* Inaugural Night of Colonial Life Arena

## Year-by-Year Record

Year	Record	Pct.	Att. Avg.
2002-03	14-2	.875	3,244
2003-04	5-6	.455	1,828
2004-05	8-9	.471	1,764
2005-06	12-5	.706	1,455
2006-07	15-5	.750	1,845
2007-08	12-6	.667	1,802
2008-09	6-9	.400	2,793
2009-10	7-5	.583	3,442
2010-11	14-5	.737	2,996
2011-12	12-3	.800	3,139
2012-13	12-3	.800	4,082
2013-14	16-0	1.000	6,371
2014-15	16-0	1.000	12,293
2015-16	16-1	.941	14,364
2016-17	15-1	.938	12,277
2017-18	15-2	.882	13,239
2018-19	11-4	.733	11,539
2019-20	15-0	1.000	12,185
2020-21	10-1	.909	3,500*
<b>Total</b>	<b>231-67</b>	<b>.775</b>	<b>6,149*</b>
<b>Staley Era</b>	<b>165-34</b>	<b>.829</b>	<b>8,344*</b>

\* 2020-21 attendance not counted in average due to COVID-19 regulation restrictions

In women's basketball, Colonial Life Arena has become one of the most feared places to play as enormous crowds fill the building with passion for the Gamecocks.

The state of South Carolina has rallied around head coach Dawn Staley's program in unprecedented numbers as the Gamecocks have led the nation in average attendance in each of the last six seasons. The Gamecocks were one of a few programs to finish the season averaging over 10,000 fans and boast five sellouts (18,000) in the last five seasons.

Colonial Life Arena is more than just the home of South Carolina men's and women's basketball, though. It is also a thriving entertainment venue that the city of Columbia and its surrounding metropolitan area are able to enjoy throughout the year.

Colonial Life Arena is the largest arena in the state of South Carolina with 18,000 seats, and the 10th-largest on-campus basketball facility in the nation. Located on the beautiful University of South Carolina campus, this one-of-a-kind facility features 41 suites, four entertainment suites, and the Frank McGuire Club, a full-service hospitality room that has a capacity of 300. The state-of-the-art facility also features plush seating, a technologically advanced sound system and a one-of-a-kind selection of unique concession foods that will delight fans of all ages.

In Summer 2017, a 12-display center-hung video board and ribbon boards were added to the arena bowl at a cost of \$4.2 million. The center-hung board features four convex-curved main displays that measure approximately 12' x 20' and can show any combination of live video, instant replays, statistics and game information, graphics and animations, and sponsorship messages.

The Arena has hosted numerous sold out shows, including Barnum and Bailey Circus, Paul McCartney, country superstars Kenny Chesney and Taylor Swift, WWE Wrestling, Kanye West and numerous other acts.

The largest building ever constructed at the University of South Carolina at 342,000 square feet, the Arena has an intimate double-deck design that puts every seat close to the action. The cantilever of the upper deck over the lower deck extends further than any other arena of its size with great sight lines.

Two spacious locker rooms for Gamecock men's and women's basketball include team meeting rooms, recruiting rooms, coaches locker rooms and an athletic training room.

***"It is a beautiful thing to see unfold because a lot of people really didn't think it could get done. I tip my hat to Gamecock Nation for making this a wonderful place and creating a home court advantage that allows us to win close basketball games."***

– South Carolina Head Coach Dawn Staley





# DAWN STALEY

## Head Coach

### 13th Season at South Carolina

Catapulting South Carolina into the national spotlight, Dawn Staley has made the Gamecocks a mainstay in the battle for SEC and national championships. In 2017-18, she capped her first decade in Garnet and Black by leading her team to its fourth-straight SEC Tournament title, the first four-peat champion in league history, and celebrating the program's first National Player of the Year and No. 1 WNBA Draft pick in Aja Wilson. Staley's staff has signed two No. 1 recruiting classes in the last three seasons (2019, 2021) and finished the 2019-20 season as the unanimous No. 1 team in the country.

Staley's 13 seasons at the helm of the Gamecocks include:

- 2017 NCAA National Championship
- 168 consecutive weeks ranked in the AP Top 25, including 95 weeks in the top five during that time
- Eight 25-win seasons, including four 30-win campaigns led by a school-record 34 victories in 2014-15
- Five SEC regular-season championships (2014-2017, 2020) and six SEC Tournament titles (2015-18, 2020, 2021)
- Three top-two recruiting classes (#1 in 2021, #1 in 2019, #2 in 2014)
- Six NCAA Attendance titles, averaging over 10,000 fans each season (2015, 2016, 2017, 2018, 2019, 2020)

While her coaching career is in full bloom, Staley is still recognized for her body of work as a one of the most decorated participants in United States women's basketball history. The Naismith Memorial Basketball Hall of Fame solidified that legacy with her enshrinement as part of the Class of 2013. The Phoenix Club of Philadelphia established the Dawn Staley Award recognizing the nation's top guard in women's Division I basketball in 2013 as well. Staley was inducted into the Women's Basketball Hall of Fame as part of the Class of 2012.

In her 21st season as a head coach, Staley has led her teams to 10 25-win seasons, a total of 16 postseason appearances (two WNIT) and 126 weeks in the Associated Press top 10, including 25 in the No. 1 spot. Also a force in USA Basketball, she was named the U.S. Women's National Team head coach for 2017-21, already leading the U.S. to 2018 FIBA World Cup gold to earn USAB National Coach of the Year honors. Prior to that appointment, Staley led three other U.S. teams to gold medals – 2015 FIBA U19 World Championships, 2014 FIBA U18 Americas Championship, 2007 Pan Am Games – and served as an assistant on the Senior National Team 2006-08 and again 2014-16, during which the U.S. claimed gold in the 2014 FIBA World Championship and the 2008 and 2016 Olympics.

At the helm of the Gamecocks over the last 13 seasons, Staley has twice been named National Coach of the Year (2014, 2020) with her 2020 unanimous selection making her the first former Naismith Player of the Year to earn the Naismith Coach of the Year award. She is a four-time SEC Coach of the Year and was the 2012 BCA Female Coach of the Year. She is the only Gamecock basketball coach – men's or women's – to amass 300 victories at South Carolina and became the fastest coach to 200 wins in program history, needing just 277 games at South Carolina to reach the plateau.

Staley has coached a National Player of the Year (Aja Wilson, 2018) and a National Freshman of the Year (Aliyah Boston, 2020). Under her leadership, Six Gamecocks have collected 12 All-America selections, two have picked up five SEC Player of the Year honors, three have earned SEC Defensive Player of the Year recognition a total of five times, one has been the SEC 6th Player of the Year and six were named SEC Freshman of the Year. She has coached 16 Gamecocks to All-SEC honors a combined 31 times, including 16 first-team selections, and eight Gamecocks have been selected in the WNBA Draft in the last five seasons, including 2018 No. 1 pick Aja Wilson who went on to earn WNBA Rookie of the Year honors a year after Allisha Gray became the first Gamecock to capture the honor in 2017. Two other Gamecock draftees earned WNBA All-Rookie Team honors as well.

On Staley's watch, the Gamecocks are enjoying the most sustained success in program history. After posting back-to-back 25-win seasons in 2011-12 and 2012-13 for the first time in more than 30 years, the 2014-15 team broke the school record with 34 wins. South Carolina won more SEC games than the season before in each of her first seven seasons, culminating in the 2015-16 team recording just the second 16-0 conference record in league history. Her Gamecocks are the only SEC program with multiple 16-0 seasons in league history after they matched that mark in 2019-20. Staley's 152 SEC wins account for 70.3 percent of the program's total 216 wins over its 30 seasons in the league. She has delivered the only five SEC championships in program history, and she has helped the Gamecocks to 10 of the program's 11 top-four finishes in the league.

## YEAR-BY-YEAR AT SOUTH CAROLINA

Year	School	Record	Conf. Rec.	Conf. Finish	Postseason
2008-09	South Carolina	10-18	2-12	11th	
2009-10	South Carolina	14-15	7-9	T-7th	
2010-11	South Carolina	18-15	8-8	T-5th	WNIT 2nd Round
2011-12	South Carolina	25-10	10-6	T-4th	NCAA Sweet 16
2012-13	South Carolina	25-8	11-5	T-4th	NCAA 2nd Round
2013-14	South Carolina	29-5	14-2	1st	NCAA Sweet 16
2014-15	South Carolina	34-3	15-1	T-1st	SEC Tourn. Champ./NCAA Final Four
2015-16	South Carolina	33-2	16-0	1st	SEC Tourn. Champ./NCAA Sweet 16
2016-17	South Carolina	33-4	14-2	1st	SEC Tourn. Champ./NCAA Champ.
2017-18	South Carolina	29-7	12-4	T-2nd	SEC Tourn. Champ./NCAA Elite Eight
2018-19	South Carolina	23-10	13-3	2nd	NCAA Sweet 16
2019-20	South Carolina	32-1	16-0	1st	SEC Tourn. Champ./NCAA cancelled)
2020-21	South Carolina	24-4	14-2	2nd	SEC Tourn. Champ/
<b>At SC</b>	<b>13th season</b>	<b>329-102</b>	<b>152-54</b>	<b>5 SEC Titles</b>	<b>6 SEC Tourn. Titles, 1 NCAA Title, 8 Sweet 16s</b>
<b>At Temple</b>	<b>8 seasons</b>	<b>172-80</b>	<b>100-25</b>	<b>3 A-10 Titles</b>	<b>4 A-10 Tourn. Titles, 6 NCAA appearances</b>
<b>Career</b>	<b>21st season</b>	<b>501-182</b>	<b>252-79</b>		

## QUICK FACTS

### Coaching Highlights

#### College

- 15 NCAA Tournament Appearances (9 at South Carolina)
- NCAA National Champion (2017)
- 16 20-Win Seasons (10 at South Carolina)
- 6 Regular-Season Conference Titles (SEC 2014, 2015, 2016, 2017, 2020; A-10 2008)
- 10 Conference Tournament Titles (SEC 2015, 2016, 2017, 2018, 2020, 2021; A-10 2002, 2004, 2005, 2006)
- National Coach of the Year (ESPN, AP, WBCA, Naismith, USBWA), 2020
- 3-time Naismith National Coach of the Year Finalist (2014, 2015, 2016)
- Basketball Times National Coach of the Year (2014)
- 4-time WBCA Region Coach of the Year (Region 3 2014, 2015, 2016; Region 1 2005)
- Six-time Conference Coach of the Year (SEC 2014, 2015, 2016, 2020; A-10 2004, 2005)

#### USA Basketball

- Senior National Team Head Coach (2017-present) – FIBA AmeriCup gold medal (2019), FIBA World Cup gold medal (2018), National Coach of the Year (2018)
- Senior National Team Asst. Coach (2006-08, 2014-16) – Rio Olympics gold medal (2016), FIBA World Championship gold medal (2014), Beijing Olympics gold medal (2008), FIBA Americas Championship gold medal (2007), FIBA World Championship bronze medal (2006)
- U19 National Team Head Coach – FIBA U19 World Championship gold medal (2015), co-National Coach of the Year (2015)
- U18 National Team Head Coach – FIBA U18 Americas Championship gold medal (2014)
- Pan Am Games Head Coach – Gold medal (2007)

### Playing Highlights

#### U.S. Professional – 11 seasons

- Five-time WNBA All-Star (2001, 2002, 2003, 2005, 2006)
- Two-time ABL All-Star (1997, 1998)
- WNBA All-Decade Team

#### USA Basketball

- Olympic gold medalist (1996, 2000, 2004)
- Flag bearer for U.S. in Olympic Games Opening Ceremony (2004)
- Two-time USA Basketball Female Athlete of the Year (1994, 2004)

#### College – Virginia (1989-92)

- Kodak All-America (1990, 1991, 1992)
- Honda-Broderick Cup Award for Collegiate Female Athlete of the Year (1991)
- Two-time ACC Player of the Year (1991, 1992)
- NCAA Tournament MOP (1991)

### Other Notables

- Naismith Memorial Basketball Hall of Fame, Class of 2013
- Order of the Palmetto Recipient (2013)
- Women's Basketball Hall of Fame, Class of 2012

## STALEY-ERA TEAM RECORDS

## Scoring

Most	Points
1. vs. Charleston, 11/25/20	119
2. vs. Savannah State, 12/14/14	111
3. at Vanderbilt, 1/14/21	106
4. vs. Arkansas, 1/18/21	104
5. at Alabama, 1/8/15	102

Fewest	Points
1. at Stanford, 11/26/10	32*
2. vs. Georgia, 3/4/11	34
3. vs. Mississippi State, 3/5/09	39
4. at Georgia, 1/13/13	40
5. at Mississippi State, 2/26/09	41

Fewest Allowed	Points
1. vs. South Carolina State, 12/14/11	21
2. vs. Presbyterian, 11/27/11	24
3. vs. NC Central, 12/1/14	26
vs. SC State, 12/22/13	26
5. vs. NC Central, 12/2/13	27

Most Allowed	Points
1. at Connecticut, 2/11/19	97
2. vs. Arkansas, 3/8/19	95
3. vs. Baylor, 12/2/18	94
vs. Connecticut, 3/26/18	94
at Clemson, 11/19/09	94

## Margin of Outcome

Victory	Score	Margin
1. vs. Charleston, 11/25/20	119-38	+81
2. vs. Charleston Southern, 11/8/13	99-29	+70
3. vs. Alabama State, 11/10/17	99-31	+68
vs. NC Central, 12/1/14	90-26	+64
5. at Vanderbilt, 1/14/21	106-43	+63

Defeat	Score	Margin
1. at Stanford, 11/26/10	32-70	-38
2. vs. Georgia, 3/4/11	34-66	-32
3. vs. Stanford, 12/19/08	47-78	-31
4. at Penn State, 11/21/10	48-78	-30
5. vs. Connecticut, 3/26/18	65-94	-29
vs. Connecticut, 12/28/08	48-77	-29

## Field Goals

Made	FGM
1. at Vanderbilt, 1/14/21	42
vs. Charleston, 11/25/20	42
3. vs. Arkansas, 1/18/21	40
4. vs. Temple, 12/17/20	39
vs. Savannah State, 12/17/17	39
vs. Western Carolina, 11/30/17	39
vs. Charleston Southern, 11/8/13	39

Attempts	FGA
1. vs. Arkansas, 3/7/20	82
2. at Arkansas, 2/3/19	80
3. vs. Florida, 12/31/20	79
4. at Vanderbilt, 1/14/21	76
vs. Penn State, 11/20/11	76

Highest Percentage (Min. 40 FGA)	FGM-A	Pct
1. at Vanderbilt, 1/18/18	36-54	.667
2. vs. Savannah State, 3/20/15	34-53	.642
3. at Alabama, 1/8/15	37-58	.638
4. vs. Kentucky, 2/26/17	34-55	.618
5. vs. Florida State, 3/29/15	30-49	.612

Lowest Percentage (Min. 40 FGA)	FGM-A	Pct
1. at Stanford, 11/26/10	12-55	.218
2. vs. Georgia, 3/4/11	12-52	.231
3. at Florida, 1/20/13	15-64	.234
4. at Kentucky, 2/5/09	13-55	.236
5. at Georgia, 1/2/11	13-54	.241

Lowest %age Allowed (Min. 40 FGA)	FGM-A	Pct
1. vs. South Carolina State, 12/14/11	6-48	.125
2. vs. NC Central, 12/2/13	8-50	.160
3. vs. Charleston, 11/25/20	13-74	.176
4. vs. Charleston Southern, 11/8/13	10-54	.185
5. vs. Arkansas, 3/6/15	11-57	.193
vs. Hampton, 11/22/12	11-57	.193

Highest %age Allowed (Min. 40 FGA)	FGM-A	Pct
1. vs. Connecticut, 3/26/18	37-63	.587
2. vs. Connecticut, 2/11/19	37-65	.569
3. vs. Connecticut, 12/28/08	35-62	.565
vs. Florida, 1/9/11	26-46	.565
5. vs. Tennessee, 1/14/18	31-55	.564

## 3-Point Field Goals

Made	3FGM
1. vs. Minnesota, 12/11/16	16
2. vs. Temple, 12/21/18	15
3. vs. Appalachian State, 12/5/18	14
at Auburn, 1/5/17	14
5. at Iowa State, 12/6/20	13

Attempts	3FGA
1. vs. Minnesota, 12/11/16	33
2. vs. Syracuse, 3/25/16	32
3. vs. Temple, 12/21/18	31
4. vs. Drake, 11/24/18 (includes overtime)	30
5. vs. Arkansas, 3/7/20	29
vs. Penn State, 11/20/11	29

Percentage (Min. 5 3FGA)	3FGM-A	Pct
1. vs. ETSU, 11/22/18	11-16	.688
2. vs. Kentucky, 2/18/18	6-9	.667
vs. Oregon State, 3/25/14	4-6	.667
vs. Ole Miss, 1/30/14	4-6	.667
vs. Savannah State, 12/28/13	4-6	.667
vs. Western Carolina, 12/29/12	6-9	.667
at Alabama, 1/10/10	8-12	.667
vs. Charlotte, 12/21/08	8-12	.667

## Free Throws

Made	FTM
1. vs. Savannah State, 12/14/14	34
vs. Oregon State, 3/25/14	34
3. vs. Missouri, 1/10/16	32
vs. Ole Miss, 1/30/14	32
at Mississippi State, 1/6/12	32

Attempts	FTA
1. at Mississippi State, 1/6/13	50
2. vs. Savannah State, 12/28/13	48
3. vs. Charleston, 11/25/20	47
vs. Savannah State, 12/14/14	47
5. vs. Missouri, 2/2/14	46

Percentage (Min. 10 FTA)	FTM-A	Pct
1. vs. Alabama, 1/31/21	19-20	.950
2. vs. Quinnipiac, 3/25/17	18-19	.947
3. at Texas A&M, 2/23/17	15-16	.923
4. vs. Kentucky, 2/18/18	23-25	.920
5. vs. Temple, 12/21/18	11-12	.917

## Rebounding

Total	Rebs
1. vs. Charleston, 11/25/20	73
2. vs. Arkansas, 1/25/18	62
vs. College of Charleston, 11/14/13	62
4. at Vanderbilt, 1/14/21	60
vs. Arkansas, 3/7/20	60

Margin	Rebs	Margin
1. vs. Charleston, 11/25/20	73-28	+45
2. vs. Savannah State, 12/14/14	56-21	+35
3. vs. Hampton, 12/16/15	52-19	+33
4. at Vanderbilt, 1/14/21	60-28	+32
5. vs. Arkansas, 1/25/18	62-31	+31

Offensive	Off. Rebs
1. vs. Elon, 11/9/12	29
2. vs. Arkansas, 3/7/20	28
3. vs. Arkansas, 1/25/18	27
vs. College of Charleston, 11/23/11	27
5. at Alabama, 1/4/21	26
vs. Kansas, 3/25/13	26
at Florida, 1/20/13	26

## Turnovers

Fewest	TOs
1. at Tennessee, 2/2/12	4
2. at Ole Miss, 1/4/18	5
vs. UNC Asheville, 3/17/17	5
vs. Vanderbilt, 2/16/17	5
vs. CSU Bakersfield, 11/28/15	5
at Clemson, 11/18/15	5
vs. Syracuse, 11/28/14	5
vs. Tennessee, 2/23/15	5
at Missouri, 2/28/13	5
vs. Georgia, 3/2/12	5
vs. Ole Miss, 3/3/11	5

Most	TOs
1. at Wake Forest, 12/3/08	32
2. at Ole Miss, 2/25/16	29
vs. Hampton, 11/22/12	29
vs. Kentucky, 1/15/12	29
5. at Kentucky, 1/13/11	28

## Assists

1. vs. Minnesota, 12/11/16	29
2. vs. NC Central, 12/1/14	26
3. vs. Winthrop, 12/13/15	25
vs. UNCG, 11/15/15	25
vs. San Diego State, 11/23/14	25
vs. Clemson, 11/20/14	25
vs. Alabama, 1/19/14	25
vs. Charleston Southern, 11/8/13	25

Steals	Stals
1. at Alabama State, 11/11/18	22
2. vs. Alabama State, 11/10/17	21
vs. NC Central, 12/1/14	21
vs. Furman, 12/11/11	21
5. vs. San Diego State, 11/23/14	18

Blocked Shots	Blocked Shots
1. vs. Clemson, 11/15/18	16*
vs. Winthrop, 12/13/15	16*
3. vs. Arkansas, 3/6/15	15
4. vs. Georgia, 1/21/21	14
at Mississippi State, 2/6/14	14
vs. Kentucky, 1/9/14	14

\* indicates also a school record



# LAETICIA AMIHERE

6-4 • So. • Forward • Mississauga, Ontario

# 15

## Career Stats at South Carolina

Season	gp-gs	min/avg	fg-fga	pct	3fg-fga	pct	ft-fa	pct	off	def	tot	avg	pf	fo	ast	to	blk	stl	pts	avg
2019-20	29-0	372/12.8	48-115	.417	7-13	.538	33-61	.541	42	72	114	3.9	58	1	16	45	33	18	136	4.7
2020-21	28-1	501/17.9	67-177	.379	0-9	.000	45-75	.600	59	89	148	5.3	57	1	25	64	27	19	179	6.4
TOTAL	57-1	873/15.3	115-292	.394	7-22	.318	78-136	.574	101	161	262	4.6	115	2	41	109	60	37	315	5.5

## Career Notables

- In 2019-20, showed flashes of athleticism and talent that made her the No. 10 overall recruit in the Class of 2019
- Joined team in Jan. 2019 to recover from knee injury that ended her senior year of high school early
- Was part of Team Canada the competed at the FIBA Olympic Qualifying Tournament in Belgium (Feb. 7-9, 2020), during which Canada qualified for the Tokyo Olympics

## Season Highlights

- Added 15 pounds of muscle in the offseason and improved vertical jump from 22 to 28 inches, long jump from 7-8 to 8-4 and 3/4-court speed from 3.27 seconds to 2.96 seconds
- Ranks 13th in the SEC in blocked shots (1.0) ... finished at 11th in conference play (1.1)
- Dominant in second quarter of NCAA second-round game against Oregon State (Mar. 23), grabbing seven rebounds in the period and scoring five of her eight point during the 15-4 run that closed the quarter
- Sparked the offense in NCAA Tournament debut against Mercer (Mar. 21), scoring seven of her 11 points in the first quarter
- Caught fire in the fourth quarter against #17/17 Kentucky (Feb. 21), scoring six of her 12 points and pulling down five of her 13 rebounds in the final frame to notch her third double-double of the year, and first against SEC competition
- Cracked double figures for the second game in a row at Vanderbilt (Jan. 14), pouring in 11 points along with tying her career high in blocks and steals with three each
- Scored eight of her 10 points in the first half at #10/8 Kentucky (Jan. 10) to keep the game close and added her final points on a putback late in the third quarter that gave the Gamecocks their first lead of the night
- Drew her first career start against Temple (Dec. 17), scoring the first Gamecocks' first points of the game as part of her 11 in the outing for her fourth double-figure scoring game in six outings
- Hit a pair of free throws to stop an 8-2 first-quarter run at #23/18 Iowa State (Dec. 6), keeping the Gamecocks in front
- Snagged a career best 15 rebounds, seven coming on the offensive glass, against NC State (Dec. 3) to tally her second double-double of the season
- Played a career-high 31 minutes against South Dakota (Nov. 28) where she poured in 11 points off the bench
- Opened the season with her first career double-double, scoring 11 points and pulling down 11 rebounds against the College of Charleston (Nov. 25)

## Awards

SEC Winter Academic Honor Roll (2019-20)  
2x SEC Community Service Team (2020, 2021)

## High School

WBCA All-America Honorable Mention (2019)

## Team Canada

2020 FIBA Olympic Qualifying Tourn. (Belgium)  
2017 FIBA U19 World Cup, bronze medal  
2017 FIBA U19 World Cup, All-Tournament Team  
2016 FIBA U17 FIBA World Cup  
2015 FIBA U16 Americas Cup, gold medal

## Miscellaneous

	Season	Career	Record
<b>Double-Doubles</b>	3	3	2-1
<b>10+ Points</b>	8	12	11-1
<b>10+ Rebounds</b>	3	3	2-1
<b>Team-High Pts.</b>	1	2	1-1
<b>Team-High Rebs.</b>	3	5	4-1
<b>Tm-High Assists</b>	0	1	1-0

## Career Highs

<b>Pts</b>	16 at Ole Miss, 1/30/20
<b>FG</b>	6, 2x, last at Ole Miss, 1/30/20
<b>FGA</b>	16 vs. NC State, 12/3/20
<b>3FG</b>	2 at Ole Miss, 1/30/20
<b>3FGA</b>	3 at Ole Miss, 1/30/20
<b>FT</b>	5, 2x, last vs. Temple, 12/17/20
<b>FTA</b>	9 vs. College of Charleston, 11/25/20
<b>Reb</b>	15 vs. NC State, 12/3/20
<b>Off Reb</b>	7, 2x, last vs. Kentucky, 2/21/21
<b>Blk</b>	3, 8x, last at Texas A&M, 2/28/21
<b>Stl</b>	4 vs. Georgia, 1/21/21
<b>Asst</b>	3, 2x, last vs. Duke, 12/19/19
<b>Min</b>	31 vs. South Dakota, 11/28/20

## SEC Career Highs

<b>Pts</b>	16 at Ole Miss, 1/30/20
<b>FG</b>	6, 2x, last at Ole Miss, 1/30/20
<b>FGA</b>	9, 3x, last at Mississippi State, 1/28/21
<b>3FG</b>	2 at Ole Miss, 1/30/20
<b>3FGA</b>	3 at Ole Miss, 1/30/20
<b>FT</b>	4 vs. LSU, 2/14/21
<b>FTA</b>	8 vs. LSU, 2/14/21
<b>Reb</b>	13 vs. Kentucky, 2/21/21
<b>Off Reb</b>	7 vs. Kentucky, 2/21/21
<b>Blk</b>	3, 6x, last at Texas A&M, 2/28/21
<b>Stl</b>	4 vs. Georgia, 1/21/21
<b>Asst</b>	2, 5x, last at Tennessee, 2/18/21
<b>Min</b>	26 vs. Kentucky, 2/21/21

## CAREER NCAA TOURNAMENT GAME-BY-GAME

Date	Opponent	GS	MIN	FG-A	3FG-A	FT-A	Reb	PF	A	TO	B	S	TP
3/21/21	Mercer		24	5-11	0-0	1-1	8	2	1	6	1	1	11
3/23/21	Oregon State		25	3-6	0-0	2-4	9	3	1	5	0	1	8
<b>Totals</b>		<b>49</b>	<b>8-17</b>	<b>0-0</b>	<b>3-5</b>	<b>17</b>	<b>5</b>	<b>2</b>	<b>11</b>	<b>1</b>	<b>2</b>	<b>19</b>	
		<b>24.5</b>	<b>.471</b>	<b>.000</b>	<b>.600</b>	<b>8.5</b>	<b>1.0</b>	<b>0.5</b>	<b>1.0</b>	<b>9.5</b>			

## AMIHERE 2020-21 GAME-BY-GAME

Opponent	Date	gs	min	Total		3-Pointers		Free throws		Rebounds				pf	a	t/o	blk	stl	pts	avg
				fg-fga	pct	3fg-fga	pct	ft-fta	pct	off	def	tot	avg							
COL. OF CHARLESTON	11/25/20	23	3-4	.750	0-1	.000	5-9	.556	2	9	11	11.0	4	2	2	2	0	11	11.0	
vs South Dakota	11/28/20	30	4-12	.333	0-1	.000	3-6	.500	5	4	9	10.0	3	1	2	3	0	11	11.0	
vs #21/20 Gonzaga	11/29/20	24	2-5	.400	0-0	.000	2-5	.400	1	3	4	8.0	3	2	1	1	0	6	9.3	
#8/6 NC STATE	12/03/20	27	5-16	.313	0-2	.000	1-3	.333	7	8	15	9.8	1	2	2	2	0	11	9.8	
at #23/18 Iowa State	12/06/20	7	0-3	.000	0-0	.000	4-4	1.000	2	0	2	8.2	5	1	1	0	0	4	8.6	
TEMPLE	12/17/20	* 15	3-6	.500	0-1	.000	5-5	1.000	0	3	3	7.3	2	1	1	0	1	11	9.0	
FLORIDA	12/31/20	12	1-5	.200	0-1	.000	0-0	.000	2	1	3	6.7	3	2	3	2	1	2	8.0	
at Alabama	01/04/21	15	1-7	.143	0-0	.000	1-2	.500	4	1	5	6.5	0	0	5	0	0	3	7.4	
at #10/8 Kentucky	01/10/21	24	5-9	.556	0-1	.000	0-0	.000	2	2	4	6.2	0	1	3	0	1	10	7.7	
at Vanderbilt	01/14/21	19	4-7	.571	0-0	.000	3-5	.600	4	4	8	6.4	3	1	1	3	3	11	8.0	
#15/16 ARKANSAS	01/18/21	18	3-7	.429	0-0	.000	0-0	.000	1	0	1	5.9	2	2	1	3	1	6	7.8	
#22/23 GEORGIA	01/21/21	17	1-4	.250	0-0	.000	2-4	.500	2	0	2	5.6	3	1	2	1	4	4	7.5	
at LSU	01/24/21	7	0-0	.000	0-0	.000	0-0	.000	0	2	2	5.3	1	0	1	0	0	0	6.9	
at #21/19 Mississippi State	01/28/21	18	3-9	.333	0-1	.000	1-1	1.000	1	6	7	5.4	3	2	3	0	1	7	6.9	
ALABAMA	01/31/21	21	3-8	.375	0-0	.000	1-1	1.000	1	0	1	5.1	1	0	1	0	1	7	6.9	
at Auburn	02/04/21	23	2-9	.222	0-0	.000	2-6	.333	3	6	9	5.4	3	0	5	2	0	6	6.9	
at #2/5 UConn	02/08/21	13	2-5	.400	0-0	.000	0-0	.000	1	1	2	5.2	0	0	2	0	1	4	6.7	
MISSOURI	02/11/21	15	2-5	.400	0-0	.000	2-2	1.000	2	4	6	5.2	1	0	1	0	0	6	6.7	
LSU	02/14/21	19	1-5	.200	0-0	.000	4-8	.500	1	4	5	5.2	3	0	6	0	0	6	6.6	
at #21/21 Tennessee	02/18/21	17	2-3	.667	0-0	.000	0-0	.000	0	3	3	5.1	3	2	2	1	0	4	6.5	
#17/17 KENTUCKY	02/21/21	26	5-10	.500	0-0	.000	2-2	1.000	7	6	13	5.5	2	1	2	1	2	12	6.8	
OLE MISS	02/25/21	17	3-6	.500	0-0	.000	2-5	.400	2	1	3	5.4	2	1	3	1	0	8	6.8	
at #3/3 Texas A&M	02/28/21	11	0-3	.000	0-0	.000	0-0	.000	1	0	1	5.2	1	0	1	3	1	0	6.5	
vs Alabama	03/05/21	8	1-2	.500	0-0	.000	2-2	1.000	0	3	3	5.1	1	0	0	0	0	4	6.4	
vs #14/16 Tennessee	03/06/21	17	2-4	.500	0-0	.000	0-0	.000	1	6	7	5.2	3	0	2	0	0	4	6.3	
vs #16/21 Georgia	03/07/21	9	1-6	.167	0-0	.000	0-0	.000	1	1	2	5.0	1	1	0	1	0	2	6.2	
vs Mercer	03/21/21	24	5-11	.455	0-1	.000	1-1	1.000	4	4	8	5.1	0	1	6	1	1	11	6.3	
vs Oregon St.	03/23/21	25	3-6	.500	0-0	.000	2-4	.500	2	7	9	5.3	3	1	5	0	1	8	6.4	
<b>Totals</b>		<b>1</b>	<b>501</b>	<b>67-177</b>	<b>.379</b>	<b>0-9</b>	<b>.000</b>	<b>45-75</b>	<b>.600</b>	<b>59</b>	<b>89</b>	<b>148</b>	<b>5.3</b>	<b>57</b>	<b>25</b>	<b>64</b>	<b>27</b>	<b>19</b>	<b>179</b>	<b>6.4</b>

Games played: 28  
 Minutes/game: 17.9  
 Points/game: 6.4  
 FG Pct: 37.9  
 3FG Pct: 0.0  
 FT Pct: 60.0

Rebounds/game: 5.3  
 Assists/game: 0.9  
 Turnovers/game: 2.3  
 Assist/turnover ratio: 0.4  
 Steals/game: 0.7  
 Blocks/game: 1.0

### NCAA Tournament Career Highs

**Pts**..... 11 vs. Mercer, 3/21/21  
**FG**..... 5 vs. Mercer, 3/21/21  
**FGA**..... 11 vs. Mercer, 3/21/21  
**FT**..... 2 vs. Oregon State, 3/23/21  
**FTA**..... 4 vs. Oregon State, 3/23/21  
**Reb**..... 9 vs. Oregon State, 3/23/21  
**Off Reb**..... 4 vs. Mercer, 3/21/21  
**Blk**..... 1 vs. Mercer, 3/21/21  
**Stl**..... 1, 2x, last vs. Oregon State, 3/23/21  
**Asst**..... 1, 2x, last vs. Oregon State, 3/23/21  
**Min**..... 25 vs. Oregon State, 3/23/21

## AMIHERE 2019-20 GAME-BY-GAME

Opponent	Date	gs	min	Total		3-Pointers		Free throws		Rebounds				pf	a	t/o	blk	stl	pts	avg
				fg-fga	pct	3fg-fga	pct	ft-fta	pct	off	def	tot	avg							
ALABAMA STATE	11/05/19	14	2-3	.667	0-0	.000	2-4	.500	2	4	6	6.0	2	1	4	2	0	6	6.0	
at #4/5 Maryland	11/10/19	6	0-0	.000	0-0	.000	1-2	.500	0	1	1	3.5	0	0	1	0	1	1	3.5	
at Dayton	11/13/19	15	1-3	.333	0-0	.000	0-0	.000	2	1	3	3.3	4	3	3	0	0	2	3.0	
USC UPSTATE	11/21/19	20	4-7	.571	1-1	1.000	1-2	.500	2	4	6	4.0	3	1	1	1	0	10	4.8	
at Clemson	11/24/19	14	0-3	.000	0-1	.000	1-2	.500	0	6	6	4.4	3	0	2	2	1	1	4.0	
vs #17/23 Indiana	11/28/19	17	2-4	.500	0-0	.000	1-4	.250	0	4	4	4.3	1	0	1	1	1	5	4.2	
vs Washington State	11/29/19	15	0-3	.000	0-0	.000	1-6	.167	1	3	4	4.3	4	0	2	0	0	1	3.7	
vs #2/2 Baylor	11/30/19	8	1-2	.500	0-1	.000	1-2	.500	1	0	1	3.9	1	0	0	0	0	3	3.6	
at Temple	12/07/19	11	1-3	.333	0-1	.000	3-4	.750	3	1	4	3.9	3	0	1	2	0	5	3.8	
PURDUJE	12/15/19	18	0-3	.000	0-0	.000	1-2	.500	1	8	9	4.4	1	1	2	2	3	1	3.5	
DUKE	12/19/19	15	3-6	.500	0-0	.000	2-2	1.000	2	2	4	4.4	3	3	4	1	2	8	3.9	
#25/21 SOUTH DAKOTA	12/22/19	11	0-1	.000	0-0	.000	0-2	.000	0	2	2	4.2	2	0	1	1	0	0	3.6	
#13/13 KENTUCKY	01/02/20	17	6-8	.750	0-1	.000	2-3	.667	2	2	4	4.2	2	1	0	1	0	14	4.4	
at Alabama	01/05/20	11	2-3	.667	0-0	.000	0-0	.000	1	2	3	4.1	3	0	0	0	1	4	4.4	
#21/21 ARKANSAS	01/09/20	7	2-3	.667	0-0	.000	0-0	.000	1	1	2	3.9	0	0	1	0	0	4	4.3	
at Vanderbilt	01/12/20	19	4-9	.444	0-0	.000	3-4	.750	2	3	5	4.0	4	1	3	2	2	11	4.8	
at Mizzou	01/16/20	16	1-7	.143	1-1	1.000	3-4	.750	3	4	7	4.2	5	1	2	1	0	6	4.8	
#9/9 MISSISSIPPI ST	01/20/20	4	0-1	.000	0-0	.000	0-2	.000	2	0	2	4.1	1	0	2	0	0	0	4.6	
at Georgia	01/26/20	16	1-2	.500	0-0	.000	1-4	.250	1	3	4	4.1	1	2	0	3	0	3	4.5	
at Ole Miss	01/30/20	22	6-8	.750	2-3	.667	2-2	1.000	0	1	1	3.9	1	0	2	3	1	16	5.1	
AUBURN	02/13/20	15	1-5	.200	0-0	.000	2-2	1.000	1	3	4	3.9	0	0	3	1	1	4	5.0	
VANDERBILT	02/17/20	14	3-5	.600	1-2	.500	2-2	1.000	3	4	7	4.0	3	0	3	2	2	9	5.2	
LSU	02/20/20	7	0-2	.000	0-0	.000	0-0	.000	0	2	2	4.0	1	0	1	1	0	0	5.0	
at #14/16 Kentucky	02/23/20	5	0-1	.000	0-0	.000	0-0	.000	1	1	2	3.9	3	0	0	0	1	0	4.8	
at Florida	02/27/20	19	2-5	.400	1-1	1.000	3-4	.750	5	4	9	4.1	2	0	1	3	0	8	4.9	
#12/14 TEXAS A&M	03/01/20	6	0-2	.000	0-0	.000	0-0	.000	0	0	0	3.9	2	0	1	0	1	0	4.7	
vs Georgia	03/06/20	15	3-7	.429	0-0	.000	1-2	.500	2	5	7	4.0	1	2	1	3	1	7	4.8	
vs #25/- Arkansas	03/07/20	5	1-5	.200	1-1	1.000	0-0	.000	2	1	3	4.0	1	0	1	1	0	3	4.7	
vs #9/9 Mississippi St	03/08/20	10	2-4	.500	0-0	.000	0-0	.000	2	0	2	3.9	1	0	2	0	0	4	4.7	
<b>Totals</b>		<b>0</b>	<b>372</b>	<b>48-115</b>	<b>.417</b>	<b>7-13</b>	<b>.538</b>	<b>33-61</b>	<b>.541</b>	<b>42</b>	<b>72</b>	<b>114</b>	<b>3.9</b>	<b>58</b>	<b>16</b>	<b>45</b>	<b>33</b>	<b>18</b>	<b>136</b>	<b>4.7</b>

Games played: 29  
 Minutes/game: 12.8  
 Points/game: 4.7  
 FG Pct: 41.7  
 3FG Pct: 53.8  
 FT Pct: 54.1

Rebounds/game: 3.9  
 Assists/game: 0.6  
 Turnovers/game: 1.6  
 Assist/turnover ratio: 0.4  
 Steals/game: 0.6  
 Blocks/game: 1.1



# BREA BEAL

6-1 • So. • Guard • Rock Island, Ill.

12

## Career Stats at South Carolina

Season	gp-gs	min/avg	fg-fga	pct	3fg-fga	pct	ft-fa	pct	off	def	tot	avg	pf	fo	ast	to	blk	stl	pts	avg
2019-20	33-33	702/21.3	72-173	.416	13-45	.289	44-79	.557	59	118	177	5.4	48	0	34	46	27	27	201	6.1
2020-21	28-27	730/26.1	80-186	.430	16-52	.308	30-52	.577	40	103	143	5.1	54	0	28	30	20	24	206	7.4
TOTAL	61-60	1432/23.5	152-359	.423	29-97	.299	74-131	.565	99	221	320	5.2	102	0	62	76	47	51	407	6.7

## Career Notables

- Defensive force often called on to stop opponent's top scorer
- Has scoring ability and continues to grow in that area
- Notched first career double-double in the 2020 SEC Championship game
- Ranked No. 11 recruit in Class of 2019 and a consensus All-American

## Season Highlights

- Scored five of her seven points in the SEC Tournament title game against #16/21 Georgia (Mar. 7) during a 9-0 run that closed the third quarter and turned a tie game in to nine-point Gamecock advantage
- Pulled down a game-high 11 rebounds against Oregon State (Mar. 23) in NCAA Tournament second-round game, including seven in the first half as Gamecock built a 30-18 halftime lead
- Impacted the game on both ends of the court against Ole Miss (Feb. 25), hoovering up nine rebounds and scoring eight points while tying her career high for blocks in a SEC game with two
- Played all 45 minutes at #2/5 UConn (Feb. 8), tying her season high with 10 rebounds and scoring eight points
- Posted fourth double-digit scoring game in last six outings with 11 points against Alabama (Jan. 31), impacting game with four points, a rebound, two blocks and a steal during 18-5 run that opened second half
- Great defensive effort at #21/19 Mississippi State (Jan. 28), holding leading scorer Rickea Jackson to just two first-half points
- Came up big at LSU (Jan. 24), scoring six of her 10 points in the third quarter as the Gamecocks rallied to regain the lead... also tied her career high with four assists
- Had a career scoring night for the second-straight game with 22 against #15/16 Arkansas (Jan. 18), scoring seven of in the first quarter and adding nine during the third as the Gamecocks pulled away with the lead ... all while helping lock up Arkansas' prolific offensive weapons on the perimeter
- Scored 10 of her then career-high 17 points in the first quarter at Vanderbilt (Jan. 14) and finished the game with three made 3s, tying her career high from beyond the arc
- Strong effort at #10/8 Kentucky (Jan. 10), making All-American Rhyne Howard work on both sides of the ball throughout the game, which slowed down the Wildcats' star late in the game
- Had her first double-digit rebound game of the season at Alabama (Jan. 4), grabbing eight in the first half, including six defensive boards in the second quarter to help hold the Tide to just nine points
- Was aggressive offensively early at #23/18 Iowa State (Dec. 6), scoring five of the team's first seven points and going on to finish with a season-high 13 points, including three 3s
- Provided an offensive spark against #21/20 Gonzaga (Nov. 29) scoring a then season-high 12 points to go along with her team high seven rebounds

## CAREER NCAA TOURNAMENT GAME-BY-GAME

Date	Opponent	GS	MIN	FG-A	3FG-A	FT-A	Reb	PF	A	TO	B	S	TP
3/21/21	Mercer	*	23	3-8	1-3	0-3	6	4	0	1	1	0	7
3/23/21	Oregon State	*	31	1-3	1-3	0-0	11	1	2	0	1	2	3
<b>Totals</b>		<b>2</b>	<b>54</b>	<b>4-11</b>	<b>2-6</b>	<b>0-3</b>	<b>17</b>	<b>5</b>	<b>2</b>	<b>1</b>	<b>2</b>	<b>2</b>	<b>10</b>
			<b>27.0</b>	<b>.364</b>	<b>.333</b>	<b>.000</b>	<b>8.5</b>	<b>1.0</b>	<b>1.0</b>	<b>1.0</b>	<b>1.0</b>	<b>5.0</b>	

## Awards

2021 Cheryl Miller Award Watch List (preseason)  
SEC First-Year Academic Honor Roll (2019-20)

## High School

Naismith All-America Third Team (2019)  
WBCA All-America Third Team (2019)  
McDonald's All-America (2019)

## In the Record Book

### Season

Most games started by a freshman (33 in 2019-20)

## Miscellaneous

	Season	Career	Record
<b>20+ Points</b>	1	1	1-0
<b>10+ Points</b>	6	12	12-0
<b>10+ Rebounds</b>	2	7	7-0
<b>Team-High Points</b>	0	1	1-0
<b>Team-High Rebs.</b>	2	6	6-0
<b>Team-High Assts.</b>	2	4	4-0

## Career Highs

<b>Pts</b>	22 vs. Arkansas, 1/18/21
<b>FG</b>	7, 3x, last vs. Arkansas, 1/18/21
<b>FGA</b>	11, 2x, last vs. Arkansas, 1/18/21
<b>3FG</b>	3, 4x, last vs. Arkansas, 1/18/21
<b>3FGA</b>	5, 3x, last vs. Arkansas, 1/18/21
<b>FT</b>	8 at Maryland, 11/10/19
<b>FTA</b>	12 at Maryland, 11/10/19
<b>Reb</b>	13 at Missouri, 1/16/20
<b>Blk</b>	3, 2x, last vs. Georgia, 3/7/21
<b>Stl</b>	3, 5x, last at Texas A&M, 2/28/21
<b>Asst</b>	4, 3x, last at LSU, 1/24/21
<b>Min</b>	45 at UConn, 2/8/21

## SEC Career Highs

<b>Pts</b>	22 vs. Arkansas, 1/18/21
<b>FG</b>	7, 3x, last vs. Arkansas, 1/18/21
<b>FGA</b>	11, 2x, last vs. Arkansas, 1/18/21
<b>3FG</b>	3, 2x, last vs. Arkansas, 1/18/21
<b>3FGA</b>	5 vs. Arkansas, 1/18/21
<b>FT</b>	5 vs. Arkansas, 1/18/21
<b>FTA</b>	6, 3x, last at Mississippi State, 1/28/21
<b>Reb</b>	13 at Missouri, 1/16/20
<b>Blk</b>	2, 6x, last vs. Ole Miss, 2/25/21
<b>Stl</b>	3, 3x, last at Texas A&M, 2/28/21
<b>Asst</b>	4 at LSU, 1/24/21
<b>Min</b>	35 vs. Arkansas, 1/18/21



## BEAL 2020-21 GAME-BY-GAME

Opponent	Date	gs	min	Total		3-Pointers		Free throws		Rebounds				pf	a	t/o	blk	stl	pts	avg	
				fg-fga	pct	3fg-fga	pct	ft-fa	pct	off	def	tot	avg								
COL. OF CHARLESTON	11/25/20	*	17	4-9	.444	0-1	.000	0-1	.000	1	1	2	2.0	1	1	1	0	1	8	8.0	
vs South Dakota	11/28/20	*	23	1-4	.250	0-0	.000	1-4	.250	2	3	5	3.5	4	3	1	0	0	3	5.5	
vs #21/20 Gonzaga	11/29/20	*	32	5-7	.714	0-0	.000	2-4	.500	5	2	7	4.7	2	1	1	1	1	12	7.7	
#8/6 NC STATE	12/03/20	*	21	2-6	.333	0-0	.000	1-2	.500	0	4	4	4.5	1	0	1	2	1	5	7.0	
at #23/18 Iowa State	12/06/20	*	24	5-9	.556	3-5	.600	0-0	.000	1	3	4	4.4	2	2	2	0	0	13	8.2	
TEMPLE	12/17/20	*	19	2-8	.250	1-3	.333	0-0	.000	2	1	3	4.2	1	3	1	0	2	5	7.7	
FLORIDA	12/31/20	*	27	2-11	.182	0-3	.000	0-0	.000	1	0	1	3.7	3	2	2	0	0	4	7.1	
at Alabama	01/04/21	*	28	4-6	.667	0-2	.000	0-0	.000	2	8	10	4.5	3	0	0	0	1	8	7.3	
at #10/8 Kentucky	01/10/21	*	25	1-2	.500	0-0	.000	0-0	.000	2	4	6	4.7	3	0	2	0	0	2	6.7	
at Vanderbilt	01/14/21	*	20	7-9	.778	3-4	.750	0-2	.000	1	2	3	4.5	0	1	0	0	0	17	7.7	
#15/16 ARKANSAS	01/18/21	*	35	7-11	.636	3-5	.600	5-6	.833	0	4	4	4.5	0	1	0	0	2	22	9.0	
#22/23 GEORGIA	01/21/21	*	22	3-7	.429	1-2	.500	2-2	1.000	2	5	7	4.7	2	1	3	1	2	9	9.0	
at LSU	01/24/21	*	34	4-9	.444	0-2	.000	2-6	.333	1	3	4	4.6	3	4	0	1	2	10	9.1	
at #21/19 Mississippi State	01/28/21	*	24	1-8	.125	0-2	.000	4-6	.667	1	4	5	4.6	2	0	1	0	1	6	8.9	
ALABAMA	01/31/21	*	21	4-5	.800	1-2	.500	2-2	1.000	2	4	6	4.7	3	0	2	2	1	11	9.0	
at Auburn	02/04/21	*	21	3-5	.600	0-0	.000	0-0	.000	2	3	5	4.8	1	1	0	1	0	6	8.8	
at #2/5 UConn	02/08/21	*	45	3-9	.333	0-2	.000	2-2	1.000	2	8	10	5.1	1	0	3	0	0	8	8.8	
MISSOURI	02/11/21	*	28	4-8	.500	0-3	.000	1-1	1.000	0	4	4	5.0	3	3	1	1	0	9	8.8	
LSU	02/14/21	*	26	1-5	.200	0-1	.000	2-4	.500	2	1	3	4.9	1	0	1	0	1	4	8.5	
at #21/21 Tennessee	02/18/21	*	14	2-6	.333	0-1	.000	0-0	.000	0	1	1	4.7	2	0	1	0	0	4	8.3	
#17/17 KENTUCKY	02/21/21	*	17	0-2	.000	0-0	.000	0-0	.000	0	2	2	4.6	1	0	0	1	1	0	7.9	
OLE MISS	02/25/21	*	23	3-4	.750	1-1	1.000	1-1	1.000	2	7	9	4.8	0	0	0	2	0	8	7.9	
at #3/3 Texas A&M	02/28/21	*	33	4-9	.444	1-3	.333	0-0	.000	2	6	8	4.9	2	1	3	1	3	9	8.0	
vs Alabama	03/05/21	*	30	1-4	.250	0-3	.000	0-0	.000	0	5	5	4.9	4	1	0	0	0	2	7.7	
vs #14/16 Tennessee	03/06/21	*	30	1-5	.200	0-1	.000	2-2	1.000	2	2	4	4.9	2	0	2	2	2	4	7.6	
vs #16/21 Georgia	03/07/21	*	37	2-7	.286	0-0	.000	3-4	.750	1	3	4	4.8	2	1	1	3	1	7	7.5	
vs Mercer	03/21/21	*	23	3-8	.375	1-3	.333	0-3	.000	2	4	6	4.9	4	0	1	1	0	7	7.5	
vs Oregon St.	03/23/21	*	31	1-3	.333	1-3	.333	0-0	.000	2	9	11	5.1	1	2	0	1	2	3	7.4	
Totals			27	730	80-186	.430	16-52	.308	30-52	.577	40	103	143	5.1	54	28	30	20	24	206	7.4

Games played: 28  
Minutes/game: 26.1  
Points/game: 7.4  
FG Pct: 43.0  
3FG Pct: 30.8  
FT Pct: 57.7

Rebounds/game: 5.1  
Assists/game: 1.0  
Turnovers/game: 1.1  
Assist/turnover ratio: 0.9  
Steals/game: 0.9  
Blocks/game: 0.7

## BEAL 2019-20 GAME-BY-GAME

Opponent	Date	gs	min	Total		3-Pointers		Free throws		Rebounds				pf	a	t/o	blk	stl	pts	avg	
				fg-fga	pct	3fg-fga	pct	ft-fa	pct	off	def	tot	avg								
ALABAMA STATE	11/05/19	*	17	1-5	.200	1-2	.500	1-2	.500	1	4	5	5.0	3	3	0	0	0	4	4.0	
at #4/5 Maryland	11/10/19	*	26	0-6	.000	0-2	.000	8-12	.667	2	8	10	7.5	0	4	0	1	1	8	6.0	
at Dayton	11/13/19	*	22	0-4	.000	0-1	.000	1-4	.250	4	6	10	8.3	1	1	0	0	0	1	4.3	
APPALACHIAN STATE	11/17/19	*	20	3-6	.500	0-1	.000	4-4	1.000	1	8	9	8.5	3	4	4	2	0	10	5.8	
USC UPSTATE	11/21/19	*	15	3-4	.750	0-0	.000	0-0	.000	2	1	3	7.4	0	3	1	1	1	6	5.8	
at Clemson	11/24/19	*	24	4-7	.571	3-5	.600	0-0	.000	0	3	3	6.7	1	2	2	0	3	11	6.7	
vs #17/23 Indiana	11/28/19	*	32	4-10	.400	0-4	.000	1-5	.200	2	4	6	6.6	0	0	3	0	0	9	7.0	
vs Washington State	11/29/19	*	23	2-2	1.000	0-0	.000	0-0	.000	0	4	4	6.3	2	0	3	0	0	4	6.6	
vs #2/2 Baylor	11/30/19	*	26	2-4	.500	0-2	.000	1-2	.500	0	5	5	6.1	3	0	3	1	0	5	6.4	
at Temple	12/07/19	*	20	3-7	.429	2-3	.667	2-3	.667	1	6	7	6.2	0	0	3	0	0	10	6.8	
PURDUE	12/15/19	*	16	1-6	.167	0-1	.000	3-3	1.000	0	4	4	6.0	1	0	1	1	2	5	6.6	
DUKE	12/19/19	*	25	3-7	.429	1-4	.250	3-6	.500	3	4	7	6.1	0	2	2	2	3	10	6.9	
#25/21 SOUTH DAKOTA	12/22/19	*	23	3-8	.375	1-1	1.000	2-2	1.000	3	2	5	6.0	2	0	2	0	0	9	7.1	
#13/13 KENTUCKY	01/02/20	*	23	7-11	.636	0-0	.000	1-4	.250	3	2	5	5.9	3	1	2	1	3	15	7.6	
at Alabama	01/05/20	*	15	0-3	.000	0-3	.000	0-0	.000	0	4	4	5.8	3	2	3	0	2	0	7.1	
#21/21 ARKANSAS	01/09/20	*	25	2-6	.333	0-1	.000	0-1	.000	6	6	12	6.2	2	1	2	0	0	4	6.9	
at Vanderbilt	01/12/20	*	20	2-3	.667	0-0	.000	3-4	.750	0	6	6	6.2	1	1	0	1	2	7	6.9	
at Mizzou	01/16/20	*	28	0-2	.000	0-1	.000	3-6	.500	5	8	13	6.6	1	0	0	2	2	3	6.7	
#9/9 MISSISSIPPI ST	01/20/20	*	25	2-5	.400	0-0	.000	0-0	.000	2	2	4	6.4	2	0	1	1	3	4	6.6	
at Georgia	01/26/20	*	21	3-7	.429	1-1	1.000	0-1	.000	0	2	2	6.2	1	0	1	0	0	7	6.6	
at Ole Miss	01/30/20	*	17	2-8	.250	0-3	.000	0-0	.000	1	1	2	6.0	0	1	1	0	0	4	6.5	
#22/22 TENNESSEE	02/02/20	*	24	2-4	.500	0-0	.000	0-0	.000	0	1	1	5.8	2	0	0	2	1	4	6.4	
at #25/- Arkansas	02/06/20	*	17	2-7	.286	1-3	.333	0-0	.000	3	3	6	5.8	1	1	1	0	0	5	6.3	
#5/6 UCONN	02/10/20	*	25	2-4	.500	1-3	.333	0-2	.000	1	1	2	5.6	0	0	2	0	0	5	6.3	
AUBURN	02/13/20	*	20	2-2	1.000	2-2	1.000	2-2	1.000	1	0	1	5.4	2	0	0	0	1	8	6.3	
VANDERBILT	02/17/20	*	22	2-7	.286	0-2	.000	0-1	.000	2	2	4	5.4	2	0	0	2	1	4	6.2	
LSU	02/20/20	*	16	2-4	.500	0-0	.000	0-0	.000	1	4	5	5.4	3	3	2	1	0	4	6.1	
at #14/16 Kentucky	02/23/20	*	11	1-1	1.000	0-0	.000	2-3	.667	0	2	2	5.3	3	1	0	1	0	4	6.1	
at Florida	02/27/20	*	17	2-3	.667	0-0	.000	0-0	.000	2	2	4	5.2	0	0	1	2	0	4	6.0	
#12/14 TEXAS A&M	03/01/20	*	20	0-1	.000	0-0	.000	1-2	.500	2	2	4	5.2	2	1	0	1	0	1	5.8	
vs Georgia	03/06/20	*	24	2-5	.400	0-0	.000	3-4	.750	4	1	5	5.2	1	2	1	0	0	7	5.9	
vs #25/- Arkansas	03/07/20	*	19	2-5	.400	0-0	.000	3-3	1.000	3	3	6	5.2	2	1	4	2	1	7	5.9	
vs #9/9 Mississippi St	03/08/20	*	24	6-9	.667	0-0	.000	0-3	.000	4	7	11	5.4	1	0	1	3	1	12	6.1	
Totals			33	702	72-173	.416	13-45	.289	44-79	.557	59	118	177	5.4	48	34	46	27	27	201	6.1

Games played: 33  
Minutes/game: 21.3  
Points/game: 6.1  
FG Pct: 41.6  
3FG Pct: 28.9  
FT Pct: 55.7

Rebounds/game: 5.4  
Assists/game: 1.0  
Turnovers/game: 1.4  
Assist/turnover ratio: 0.7  
Steals/game: 0.8  
Blocks/game: 0.8

## NCAA Tournament Career Highs

Pts ..... 7 vs. Mercer, 3/21/21  
FG ..... 3 vs. Mercer, 3/21/21  
FGA ..... 8 vs. Mercer, 3/21/21  
FT .....  
FTA ..... 3 vs. Mercer, 3/21/21  
Reb ..... 11 vs. Oregon State, 3/23/21  
Off Reb ..... 2, 2x, last vs. Oregon State, 3/23/21  
Blk ..... 1, 2x, last vs. Oregon State, 3/23/21  
Stl ..... 2 vs. Oregon State, 3/23/21  
Asst ..... 2 vs. Oregon State, 3/23/21  
Min ..... 31 vs. Oregon State, 3/23/21





# ALIYAH BOSTON

6-5 • So. • Forward • St. Thomas, U.S.V.I.

# 4

## Career Stats at South Carolina

Season	gp-gs	min/avg	fg-fga	pct	3fg-fga	pct	ft-fa	pct	off	def	tot	avg	pf	fo	ast	to	blk	stl	pts	avg
2019-20	33-33	786/23.8	174-286	.608	2-12	.167	62-84	.738	117	193	310	9.4	68	1	34	37	86	42	412	12.5
2020-21	28-28	848/30.3	153-303	.505	12-45	.267	77-103	.748	115	213	328	11.7	79	0	45	45	75	32	395	14.1
TOTAL	61-61	1634/26.8	327-589	.555	14-57	.246	139-187	.743	232	406	638	10.5	147	1	79	82	161	74	807	13.2

## In the Record Books

### Career

- 1st – Triple-Doubles (2)
- 2nd – Blocks vs. SEC (93)
- 3rd – Double-Doubles vs. SEC (16)
- 6th – Blocks (161)
- 8th – Double-Doubles (29)

### Season

- 3rd – Blocked shots average (2.6 in 2019-20)
- 1st – Rebounds vs. SEC (196 in 2020-21)
- 1st – Offensive rebounds vs. SEC (62 in 2020-21)
- 1st – Blocks vs. SEC (57 in 2020-21)
- 1st – Blocks average vs. SEC (3.6 in 2020-21)
- 2nd – Double-doubles vs. SEC (9 in 2020-21)
- 2nd – Rebounding average vs. SEC (12.3 in 2020-21)
- 2nd – Defensive rebounds vs. SEC (134 in 2020-21)

### Game

- 1st – Blocked shots (10, 2x, last vs. Georgia, 1/21/21)
- 2nd – Rebounds (25 vs. Arkansas, 1/9/20)
- 3rd – Offensive rebounds (10 vs. Arkansas, 1/9/20)
- 1st – Blocked shots vs. SEC (10 vs. Georgia, 1/21/21)
- 1st – Offensive rebounds vs. SEC (10 vs. Arkansas, 1/9/20)
- 2nd – Rebounds vs. SEC (25 vs. Arkansas, 1/9/20)

## Career Notables

- Program's first National Freshman of the Year, winning that title unanimously in 2020
- Only player in program history with multiple triple-doubles; first Gamecock to post a triple-double in an SEC game and one vs. a ranked opponent
- As a freshman, averaged a double-double in SEC play (13.1 ppg/10.3 rpg) and against ranked opponents (13.0 ppg/10.9 rpg); sixth in nation in field goal percentage and 21st in blocked shots per game
- Ranked No. 3 recruit in Class of 2019 and a consensus All-American

## Season Highlights

- Team captain
- Ranks 12th in the NCAA in rebounding average (11.7), second in the SEC ... 17th in NCAA with 2.7 blocks per game, third in the SEC, and sixth in NCAA in double-doubles (16) ... ranks second in the SEC and 16th in the country in offensive rebounding (4.1) ... 21st in the SEC in scoring ... one of four players in the SEC to average a double-double
- Finished conference play 22nd in scoring (13.3), second in rebounding (12.3), first in blocks (3.6), second in offensive rebounds (3.9), fifth in field goal percentage (.503)
- Averaging a double-double against ranked opponents (14.7 ppg / 11.8 rpg)
- Came out strong in NCAA second-round game against Oregon State (Mar. 23), scoring eight of her game-high 19 points in the first quarter
- Went off in her NCAA Tournament debut against Mercer (Mar. 21), notching a 20-point and 18-rebound double-double, snagging nine offensive rebounds to match Mercer's team total for the game
- Named SEC Tournament MVP after three straight double-doubles in the event, during which she averaged 19.3 points and 11.3 rebounds while shooting 59.4 percent from the field, including 3-of-3 from 3-point range
- Powered the Gamecocks to the SEC Tournament title over #16/21 Georgia (Mar. 7) with evenly distributed 27 points, including the game-sealing free throws with 13 seconds left
- Scored eight of her 15 points against #14/16 Tennessee (Mar. 6) in the SEC Tournament semifinals as the Gamecocks stamped their authority on the game early with a 29-13 opening period
- Moved into 10th place in program history with her 11-point 11-rebound double-double at #3/3 Texas A&M (Feb. 28), giving her 25 double doubles in her career
- Displayed her versatility against #17/17 Kentucky (Feb. 21), leading the team with three assists in addition to her 11 rebounds, two blocks, two steals and four points
- Scored 12 of her team-high 17 points at #21/21 Tennessee (Feb. 18) in the second half to keep Gamecocks within striking distance ... tied her season high with 16 rebounds to finish with her 11th double-double of the season
- Notched her 10th double-double of the season with 12 points and 13 rebounds against LSU (Feb. 14), her seventh against SEC competition ... tying her total against SEC foes from her freshman season, also tallied six blocks
- Scored five of her 17 points during the fourth-quarter run at #2/5 UConn (Feb. 8) that pulled the team back into the game ... finished with her eighth double-double, pulling down 15 rebounds, including eight in the final 15 minutes
- Was calm in face of constant double-teams against Alabama (Jan. 31), handing out career-best six assists to go with her 13 rebounds – her ninth-straight game of double-digit rebounds ... contributed four points, two rebounds, two blocks and three assists during 18-5 run that opened second half to turn one-point deficit into 12-point advantage
- Notched her third straight double-double with 20 points and 14 rebounds at LSU (Jan. 24)... dominated the glass in the third quarter with six and scored seven points in the decisive fourth quarter
- Made history against #22/23 Georgia (Jan. 21), notching the program's first triple-double in SEC play with 16 points,

## Awards

- 2021 The Athletic National Player of the Year
- 2021 First-Team All-America (AP, ESPN.com)
- 2021 Naismith Trophy and Wooden Award Finalist
- 2021 Naismith Defensive Player of the Year Finalist
- 2021 Lisa Leslie Award Top 5
- 2020 National Fr. of the Year (ESPN, USBWA, WBCA)
- 2020 Lisa Leslie Center of the Year
- 2020 All-America Second Team (AP, USBWA)
- 2x WBCA All-Region (2020, 2021)
- 2x All-SEC First Team (2020, 2021)
- 2x SEC Defensive Player of the Year (2020, co-2021)
- 2021 SEC Tournament Most Valuable Player
- 2020 SEC Freshman of the Year
- 2020 Her Hoop Stats Feb 15 Freshmen
- SEC First-Year Academic Honor Roll (2019-20)

## High School

- Naismith, WBCA All-America Second Team (2019)
- McDonald's, SLAM All-America (2019)

## USA Basketball

- 2019 FIBA U19 World Cup, gold medal
- 2018 Youth Olympic Games 3x3, gold medal
- 2018 FIBA U17 World Cup, gold medal
- 2018 FIBA U17 World Cup, All-Star Five
- 2017 FIBA U16 Americas Cup, gold medal
- 2017 FIBA U16 Americas Cup, MVP

## Miscellaneous

	Season	Career	Record
Triple-Double	1	2	2-0
Double-Double	16	29	26-3
20+ Points	6	8	8-0
10+ Points	21	49	45-4
10+ Rebounds	22	38	35-3
5+ Assists	1	1	1-0
5+ Blocks	4	10	10-0
Tm-High Points	9	16	14-2
Tm-High Rebs.	21	46	43-3
Tm-High Assists	2	2	2-0

## Career Highs

Pts	28 vs. Florida, 12/31/20
FG	11, 2x, last vs. Arkansas, 1/18/21
FGA	18 vs. Florida, 12/31/20
3FG	3 vs. Florida, 12/31/20
3FGA	5 vs. Florida, 12/31/20
FT	10 vs. Georgia, 3/7/21
FTA	12 vs. Georgia, 3/7/21
Reb	25 vs. Arkansas, 1/9/20
Off Reb	10 vs. Arkansas, 1/9/20
Blk	10, 2x, last vs. Georgia, 1/21/21*
Asst	6 vs. Alabama, 1/31/21
Stl	4, 2x, last vs. South Dakota, 11/28/20
Min	43 at UConn, 2/8/21





# ZIA COOKE

5-9 • So. • Guard • Toledo, Ohio

# 1

## Career Stats at South Carolina

Season	gp-gs	min/avg	fg-fga	pct	3fg-fga	pct	ft-fa	pct	off	def	tot	avg	pf	fo	ast	to	blk	stl	pts	avg
2019-20	33-33	876/26.5	139-360	.386	40-112	.357	79-111	.712	31	64	95	2.9	52	0	61	58	7	36	397	12.0
2020-21	28-28	887/31.7	156-408	.382	37-105	.352	87-112	.777	14	68	82	2.9	37	0	56	68	1	27	436	15.6
TOTAL	61-61	1763/28.9	295-768	.384	77-217	.355	166-223	.744	45	132	177	2.9	89	0	117	126	8	63	833	13.7

## Career Notables

- Dominant freshman season that landed her on the SEC All-Freshman Team and honorable mention status on the Her Hoop Stats Fab 15 Freshmen list
- Ranked 24th in SEC in scoring as a freshman, 12th in league games (13.8 ppg)
- Led the team scoring in eight SEC games
- Holds program single-game records for field goal attempts by a freshman (23), 3-point field goal percentage by a freshman (1.000 (4-4)) and free throw percentage by a freshman (1.000 (6-6))
- Ranked No. 4 recruit in Class of 2019 and was a consensus All-American
- Played in the McDonald's All-American Game and the Jordan Brand Classic (2019)
- Named to at least one all-state team in each of her last three seasons at Rogers

## Season Highlights

- Ranks 12th in the SEC in scoring (15.6) ... finished 14th in SEC play (15.6)
- Finished the SEC Tournament averaging 15.7 points per game to earn a spot on the All-SEC Tournament Team
- Jump-started Carolina's second-quarter run in NCAA Tournament second-round game against Oregon State (Mar. 23), scoring four points in the quarter and 10 in the game
- Got hot in the second half of NCAA Tournament debut against Mercer (Mar. 21), scoring all 13 of her points after halftime
- Hit a game-tying 3-pointer at the halftime buzzer in the SEC Tournament title game against #16/21 Georgia (Mar. 7)
- Scored the final six points of the first quarter in the SEC Tournament semifinal against #14/16 Tennessee (Mar. 6), capping off a 19-2 Carolina run on her way to a team-high 17 points in the game
- Got off to a hot start against Alabama (Mar. 5), scoring eight points in the first quarter and capping the game off with six in the fourth to finish with a team-high 22 in the SEC Tournament quarterfinals
- Led the team with 15 points at #3/3 Texas A&M (Feb. 28), including the first seven points of the fourth quarter to start a comeback that would cut a 12-point deficit to just three with 3:00 to play
- Scored the first eight points of the game for Carolina against Ole Miss (Feb. 25) and 12 in the first quarter on her way to a team-high 17 on the day
- Started hot against #17/17 Kentucky (Feb. 21), scoring eight points in the first quarter before putting the game on ice with 11 points in a dominant third quarter on her way to a game-high 21 points
- Erased LSU's (Feb. 14) only lead of the day with four quick points in the first on her way to 13 points, her eighth straight game in double figures
- Dropped eight of her game-high 15 points in the fourth quarter against Missouri (Feb. 11), bouncing back after a rough start to go 5-of-7 from the field in the second half
- Took over early at Auburn (Feb. 4), scoring 11 points in the first quarter and all 17 of her points in the first half
- Accounted for 12 of Carolina's 24 points in a dominant third quarter against Alabama (Jan. 31) en route to a game-high 21 points, her second straight game leading the team in scoring
- Jump started a 14-0 run at #21/19 Mississippi State (Jan. 28), scoring the first eight of the 14 points on her way to a game-high 19 points in the win
- Kept her momentum going at LSU (Jan. 24) scoring 11 points, including four in the closing moments of the game
- Found her flow early against #22/23 Georgia (Jan. 21), scoring six points in the first quarter and capped the first half with a buzzer beater on her way to a 16-point performance
- Shook off tough offensive night at #10/8 Kentucky (Jan. 10) to hit a pair of free throws to make it a two-possession game in the final 10 seconds
- Snapped the team's 3:23 scoreless run in the third quarter at Alabama (Jan. 4) on her way to an 18-point performance
- Took over in the third quarter of the SEC opener against Florida (Dec. 31), scoring the final 12 points of the period on her way to 26 points, a new SEC career high
- Tied her career best with five made 3-pointers against Temple (Dec. 17) in a lethally efficient performance, going 8-of-11 from the field and 5-of-7 from beyond the arc for a game-high 23 points
- Had her outside game working at #23/18 Iowa State (Dec. 6), capping the first quarter with the first of her four 3-pointers, which also included two to open the third quarter on back-to-back possessions
- Poured in 16 points while dishing out four assists and snagging four rebounds against #21/20 Gonzaga (Nov. 29)
- Scored a game-high 19 points and played a career-high 36 minutes against South Dakota (Nov. 28) where she also pulled down five rebounds.

## Awards

2021 All-SEC Tournament Team  
 2021 All-SEC First Team (coaches)  
 2021 Ann Meyers Drysdale Award Finalist  
 2021 WBCA All-Region  
 2020 Her Hoop Stats Fab 15 Freshmen (hon. mention)  
 2020 SEC All-Freshman Team  
 SEC First-Year Academic Honor Roll (2019-20)

## High School

Naismith Player of the Year Finalist (2019)  
 Naismith, WBCA, McDonald's, SLAM All-America (2019)  
 USA Today All-USA Third Team (2019)

## USA Basketball

2018 FIBA U17 World Cup, gold medal  
 2017 FIBA U16 Americas Cup, gold medal

## Miscellaneous

	Season	Career	Record
20+ Points	5	10	10-0
10+ Points	23	47	44-4
Tm-High Points	13	24	22-2
Tm-High Assists	5	7	6-1

## Career Highs

Pts	27	at Dayton, 11/13/19
FG	10	vs. Florida, 12/31/20
FGA	23, 2x,	last vs. Ole Miss, 2/25/21
3FG	5, 2x,	last vs. Temple, 12/17/20
3FGA	9	vs. Arkansas, 1/9/20
FT	7	vs. LSU, 2/20/20
FTA	9, 2x,	last vs. South Dakota, 11/28/20
Reb	7	at Dayton, 11/13/19
Blk	1, 8x,	last vs. Florida, 12/31/20
Stl	4	vs. USC Upstate, 11/21/19
Asst	5, 2x,	last vs. Florida, 12/31/20
Min	37, 4x,	last vs. Alabama, 3/5/21

## SEC Career Highs

Pts	26	vs. Florida, 12/31/20
FG	10	vs. Florida, 12/31/20
FGA	23, 2x,	last vs. Ole Miss, 2/25/21
3FG	4, 3x,	last vs. Auburn, 2/13/20
3FGA	9	vs. Arkansas, 1/9/20
FT	7	vs. LSU, 2/20/20
FTA	9	vs. LSU, 2/20/20
Reb	6, 2x,	last at Arkansas, 2/6/20
Blk	1, 4x,	vs. Florida, 12/31/20
Stl	3	at Alabama, 1/5/20
Asst	5	vs. Florida, 12/31/20
Min	37, 2x,	last at LSU, 1/24/21

## CAREER NCAA TOURNAMENT GAME-BY-GAME

Date	Opponent	GS	MIN	FG-A	3FG-A	FT-A	Reb	PF	A	TO	B	S	TP
3/21/21	Mercer	*	32	4-11	0-2	5-6	3	1	1	4	0	3	13
3/23/21	Oregon State	*	31	5-14	0-4	0-0	5	0	2	2	0	1	10
<b>Totals</b>		<b>2</b>	<b>63</b>	<b>9-25</b>	<b>0-6</b>	<b>5-6</b>	<b>8</b>	<b>1</b>	<b>3</b>	<b>6</b>	<b>0</b>	<b>4</b>	<b>23</b>
			<b>31.5</b>	<b>.360</b>	<b>.000</b>	<b>.833</b>	<b>4.0</b>		<b>1.5</b>			<b>2.0</b>	<b>11.5</b>





# LELE GRISSETT

6-2 • Sr. • Guard • Durham, N.C.

# 24

## Career Stats at South Carolina

Season	gp-gs	min/avg	fg-fga	pct	3fg-fga	pct	ft-fa	pct	off	def	tot	avg	pf	fo	ast	to	blk	stl	pts	avg
2017-18	36-3	477/13.3	56-119	.471	0-0	.000	39-70	.557	56	77	133	3.7	84	0	18	53	7	24	151	4.2
2018-19	31-2	368/11.9	41-73	.562	0-0	.000	24-44	.545	59	64	123	4.0	61	2	9	33	17	11	106	3.4
2019-20	33-0	560/17.0	82-131	.626	0-2	.000	46-63	.730	69	57	126	3.8	47	0	40	34	23	30	210	6.4
2020-21	25-1	479/19.2	67-134	.500	1-3	.333	33-59	.559	57	48	105	4.2	55	1	26	38	16	14	168	6.7
<b>TOTAL</b>	<b>125-6</b>	<b>1884/15.1</b>	<b>246-457</b>	<b>.538</b>	<b>1-5</b>	<b>.200</b>	<b>142-236</b>	<b>.602</b>	<b>241</b>	<b>246</b>	<b>487</b>	<b>3.9</b>	<b>247</b>	<b>3</b>	<b>93</b>	<b>158</b>	<b>63</b>	<b>79</b>	<b>635</b>	<b>5.1</b>

## Career Notables

- Has played in all but two games of her career, bringing energy off the bench, especially in defensive pressure
- Reshaped her body before junior season to focus on playing guard instead of forward
- Posted her first career double-double in the 2018-19 regular-season meeting with then-#4/5 Baylor (Dec. 2)
- Started at Vanderbilt (Jan. 18, 2018) and turned in a career night, shooting 11-of-12 from the field for 22 points – the first Gamecock freshman 20-point outing in SEC play in three years (20 by A'ja Wilson vs. Vanderbilt, 2/15/15)

## Season Highlights

- Will not play in the NCAA Tournament due to a season-ending lower right leg injury suffered in the fourth quarter of the SEC Tournament championship game on Mar. 7
- More comfortable at the guard position after a year of experience under her belt; can play multiple positions and could get some time at point guard this season
- Finished the regular season ranked 14th in the SEC in offensive rebounds per game (2.4) during league play
- Scored four of her eight points in the SEC Tournament semifinal against #14/16 Tennessee (Mar. 6) during a 10-0 first-quarter run that broke open the game early, also swiping a steal in that surge
- Cracked double-figures for the second straight game with 12 points off the bench against Ole Miss (Feb. 25) with six of those coming from the charity stripe, a new career high
- Led the game-changing run against #17/17 Kentucky (Feb. 21), scoring six of her 13 points during Carolina's 9-0 second-quarter run to take over the contest
- Rattled off seven of her nine points in the second quarter against Missouri (Feb. 11), including her first career 3-pointer, to help Carolina erase a five-point deficit
- Helped put the game on ice at Auburn (Feb. 4), scoring eight of her 10 points in the second half while pulling down a game-high four offensive rebounds
- Came up big against #21/19 Mississippi State (Jan. 28), scoring back-to-back buckets to finish a 14-0 first-half run that put the Gamecocks in control of the game ... finished with 11 points, five coming from the free throw line, tying her career high
- Made a huge impact in the fourth quarter at LSU (Jan. 24) with her trademark pressure defense and beating the defense down the court for eight fast-break points and handing out her SEC career-best three assists in the period
- Strong on the offensive glass against #15/16 Arkansas, pulling down four of her four of her five offensive boards in the second quarter to help keep the Gamecocks close in the period
- Anchored the team's rebounding efforts at Vanderbilt (Jan. 14), pulling down a game and career-high 12 boards, including seven on the offensive end, also a career high for the senior
- Provided a spark off the bench in the second half against South Dakota (Nov. 28), scoring six straight points as part of a 14-2 run that closed the third quarter and put the game out of reach
- Opened the season with a double-double against Charleston (Nov. 25), scoring 13 points and pulling down 10 rebounds, tying her career high on the glass

## Awards

SEC Winter Academic Honor Roll (2019-20)

## Miscellaneous

	Season	Career	Record
<b>Double-Double</b>	1	2	1-1
<b>20+ Points</b>	0	1	1-0
<b>10+ Points</b>	5	18	16-2
<b>10+ Rebounds</b>	1	2	1-1
<b>Tm-High Points</b>	0	3	3-0
<b>Tm-High Rebs.</b>	1	10	7-3
<b>Team-High Assts.</b>	0	1	1-0

## Career Highs

<b>Pts</b> .....	22 at Vanderbilt, 1/18/18
<b>FG</b> .....	11 at Vanderbilt, 1/18/18
<b>FGA</b> .....	12 at Vanderbilt, 1/18/18
<b>FT</b> .....	6 vs. Ole Miss, 2/25/21
<b>FTA</b> .....	8, 2x, last vs. Ole Miss, 2/25/21
<b>Reb</b> .....	12 at Vanderbilt, 1/14/21
<b>Off Reb</b> .....	7 at Vanderbilt, 1/14/21
<b>Blk</b> .....	3, 3x, last vs. Vanderbilt, 2/17/20
<b>Stl</b> .....	4, 2x, last vs. Georgia, 3/6/20
<b>Asst</b> .....	4, 3x, last vs. Tennessee, 3/6/21
<b>Min</b> .....	29 vs. Tennessee, 1/14/18

## SEC Career Highs

<b>Pts</b> .....	22 at Vanderbilt, 1/18/18
<b>FG</b> .....	11 at Vanderbilt, 1/18/18
<b>FGA</b> .....	12 at Vanderbilt, 1/18/18
<b>FT</b> .....	6 vs. Ole Miss, 2/25/21
<b>FTA</b> .....	8 vs. Ole Miss, 2/25/21
<b>Reb</b> .....	12 at Vanderbilt, 1/14/21
<b>Off Reb</b> .....	7 at Vanderbilt, 1/14/21
<b>Blk</b> .....	3, 2x, last vs. Vanderbilt, 2/17/20
<b>Stl</b> .....	3, 2x, last at Florida, 2/27/20
<b>Asst</b> .....	3 at LSU, 1/24/21
<b>Min</b> .....	29 vs. Tennessee, 1/14/18

## NCAA Tournament Career Highs

<b>Pts</b> .....	7 vs. Buffalo, 3/24/18
<b>FG</b> .....	3 vs. Buffalo, 3/24/18
<b>FGA</b> .....	5 vs. Buffalo, 3/24/18
<b>FT</b> .....	2 vs. UConn, 3/26/18
<b>FTA</b> .....	2, 3x, last vs. Belmont, 3/22/19
<b>Reb</b> .....	4 vs. Baylor, 3/30/19
<b>Off Reb</b> .....	3 vs. Baylor, 3/30/19
<b>Blk</b> .....	3 vs. Baylor, 3/30/19
<b>Stl</b> .....	2 vs. North Carolina A&T, 3/16/18
<b>Asst</b> .....	3 vs. Buffalo, 3/24/18
<b>Min</b> .....	17 vs. UConn, 3/26/18

## CAREER NCAA TOURNAMENT GAME-BY-GAME

Date	Opponent	GS	MIN	FG-A	3FG-A	FT-A	Reb	PF	A	TO	B	S	TP
3/16/18	NC A&T		11	0-1	0-0	0-0	1	2	1	1	0	0	2
3/18/18	Virginia		5	0-0	0-0	1-2	2	3	0	0	0	0	1
3/24/18	vs. Buffalo		15	3-5	0-0	1-1	1	2	3	2	0	0	7
3/26/18	vs. #1/1 UConn		17	1-2	0-0	2-2	2	3	1	2	0	0	4
3/22/19	Belmont		7	0-1	0-0	0-2	2	1	1	0	0	0	0
3/30/19	vs. #1/1 Baylor		15	2-4	0-0	0-0	4	2	0	1	3	0	4
<b>Totals</b>			<b>70</b>	<b>6-13</b>	<b>0-0</b>	<b>4-7</b>	<b>12</b>	<b>13</b>	<b>6</b>	<b>6</b>	<b>3</b>	<b>2</b>	<b>16</b>
			<b>11.6</b>	<b>.461</b>	<b>.000</b>	<b>.571</b>	<b>2.0</b>						<b>2.7</b>



## GRISSETT 2020-21 GAME-BY-GAME

Opponent	Date	gs	min	Total		3-Pointers		Free throws		Rebounds				pf	a	t/o	blk	stl	pts	avg
				fg-fga	pct	3fg-fga	pct	ft-fa	pct	off	def	tot	avg							
COL. OF CHARLESTON	11/25/20	16	5-6	.833	0-0	.000	3-4	.750	5	5	10	10.0	2	3	1	2	1	13	13.0	
vs South Dakota	11/28/20	14	3-3	1.000	0-0	.000	2-3	.667	3	2	5	7.5	2	1	0	0	1	8	10.5	
vs #21/20 Gonzaga	11/29/20	19	1-4	.250	0-0	.000	0-4	.000	1	1	2	5.7	3	1	0	1	2	2	7.7	
#8/6 NC STATE	12/03/20	21	4-4	1.000	0-0	.000	0-4	.000	1	2	3	5.0	5	0	1	0	0	8	7.8	
TEMPLE	12/17/20	21	3-4	.750	0-0	.000	1-2	.500	3	4	7	5.4	0	3	1	0	0	7	7.6	
FLORIDA	12/31/20	12	2-4	.500	0-0	.000	0-0	.000	1	1	2	4.8	1	0	1	0	0	4	7.0	
at Alabama	01/04/21	25	3-5	.600	0-1	.000	2-7	.286	3	1	4	4.7	2	2	2	1	0	8	7.1	
at #10/8 Kentucky	01/10/21	19	2-3	.667	0-0	.000	0-0	.000	2	1	3	4.5	2	0	3	2	0	4	6.8	
at Vanderbilt	01/14/21	17	3-8	.375	0-0	.000	1-1	1.000	7	5	12	5.3	4	0	3	1	0	7	6.8	
#15/16 ARKANSAS	01/18/21	18	2-6	.333	0-0	.000	3-4	.750	5	3	8	5.6	2	0	3	0	0	7	6.8	
#22/23 GEORGIA	01/21/21	18	2-6	.333	0-0	.000	1-4	.250	0	0	0	5.1	1	1	3	0	0	5	6.6	
at LSU	01/24/21	18	4-6	.667	0-0	.000	0-0	.000	3	0	3	4.9	1	3	2	0	0	8	6.8	
at #21/19 Mississippi State	01/28/21	24	3-6	.500	0-0	.000	5-6	.833	3	2	5	4.9	1	1	0	0	1	11	7.1	
ALABAMA	01/31/21	16	2-5	.400	0-0	.000	2-2	1.000	1	3	4	4.9	3	0	2	1	1	6	7.0	
at Auburn	02/04/21	14	4-8	.500	0-0	.000	2-2	1.000	4	0	4	4.8	1	0	4	1	0	10	7.2	
at #2/5 UConn	02/08/21	12	1-3	.333	0-0	.000	1-2	.500	1	2	3	4.7	2	0	1	1	0	3	6.9	
MISSOURI	02/11/21	22	4-6	.667	1-1	1.000	0-0	.000	1	0	1	4.5	3	2	0	2	1	9	7.1	
LSU	02/14/21	20	0-2	.000	0-0	.000	0-0	.000	1	3	4	4.4	2	1	2	0	1	0	6.7	
at #21/21 Tennessee	02/18/21	20	1-4	.250	0-0	.000	0-0	.000	1	0	1	4.3	3	0	0	0	2	2	6.4	
#17/17 KENTUCKY	02/21/21	* 25	5-11	.455	0-0	.000	3-4	.750	4	2	6	4.4	2	1	0	2	0	13	6.8	
OLE MISS	02/25/21	24	3-6	.500	0-0	.000	6-8	.750	0	5	5	4.4	2	2	2	1	1	12	7.0	
at #3/3 Texas A&M	02/28/21	22	2-4	.500	0-0	.000	1-2	.500	3	0	3	4.3	4	0	0	0	0	5	6.9	
vs Alabama	03/05/21	24	3-8	.375	0-0	.000	0-0	.000	1	1	2	4.2	2	1	2	0	1	6	6.9	
vs #14/16 Tennessee	03/06/21	19	4-9	.444	0-1	.000	0-0	.000	1	3	4	4.2	3	4	1	0	1	8	6.9	
vs #16/21 Georgia	03/07/21	19	1-3	.333	0-0	.000	0-0	.000	2	2	4	4.2	2	0	4	1	1	2	6.7	
<b>Totals</b>		<b>1</b>	<b>479</b>	<b>67-134</b>	<b>.500</b>	<b>1-3</b>	<b>.333</b>	<b>33-59</b>	<b>.559</b>	<b>57</b>	<b>48</b>	<b>105</b>	<b>4.2</b>	<b>55</b>	<b>26</b>	<b>38</b>	<b>16</b>	<b>14</b>	<b>168</b>	<b>6.7</b>

Games played: 25  
 Minutes/game: 19.2  
 Points/game: 6.7  
 FG Pct: 50.0  
 3FG Pct: 33.3  
 FT Pct: 55.9

Rebounds/game: 4.2  
 Assists/game: 1.0  
 Turnovers/game: 1.5  
 Assist/turnover ratio: 0.7  
 Steals/game: 0.6  
 Blocks/game: 0.6

## GRISSETT 2019-20 GAME-BY-GAME

Opponent	Date	gs	min	Total		3-Pointers		Free throws		Rebounds				pf	a	t/o	blk	stl	pts	avg
				fg-fga	pct	3fg-fga	pct	ft-fa	pct	off	def	tot	avg							
ALABAMA STATE	11/05/19	22	5-6	.833	0-0	.000	0-2	.000	5	2	7	7.0	3	1	0	1	2	10	10.0	
at #4/5 Maryland	11/10/19	12	1-1	1.000	0-0	.000	1-2	.500	4	0	4	5.5	3	0	1	0	0	3	6.5	
at Dayton	11/13/19	21	1-3	.333	0-0	.000	0-0	.000	2	5	7	6.0	1	2	3	2	0	2	5.0	
APPALACHIAN STATE	11/17/19	22	1-6	.167	0-0	.000	1-2	.500	2	3	5	5.8	3	4	1	0	1	3	4.5	
USC UPSTATE	11/21/19	19	2-3	.667	0-1	.000	3-3	1.000	2	1	3	5.2	1	2	0	1	2	7	5.0	
at Clemson	11/24/19	17	3-6	.500	0-0	.000	0-1	.000	2	3	5	5.2	1	1	2	3	2	6	5.2	
vs #17/23 Indiana	11/28/19	6	0-0	.000	0-0	.000	1-2	.500	2	0	2	4.7	1	0	0	0	0	1	4.6	
vs Washington State	11/29/19	17	2-5	.400	0-0	.000	0-0	.000	2	3	5	4.8	1	0	0	1	2	4	4.5	
vs #2/2 Baylor	11/30/19	15	0-0	.000	0-0	.000	1-2	.500	1	1	2	4.4	2	1	1	0	0	1	4.1	
at Temple	12/07/19	16	0-1	.000	0-0	.000	0-0	.000	1	2	3	4.3	1	2	1	0	1	0	3.7	
PURDUE	12/15/19	19	5-8	.625	0-0	.000	1-3	.333	5	3	8	4.6	1	1	1	2	1	11	4.4	
DUKE	12/19/19	15	4-4	1.000	0-0	.000	4-4	1.000	0	3	3	4.5	4	1	1	1	2	12	5.0	
#25/21 SOUTH DAKOTA	12/22/19	24	6-10	.600	0-1	.000	5-7	.714	5	1	6	4.6	2	1	3	0	1	17	5.9	
#13/13 KENTUCKY	01/02/20	15	2-2	1.000	0-0	.000	4-4	1.000	1	2	3	4.5	3	0	0	0	0	8	6.1	
at Alabama	01/05/20	15	0-3	.000	0-0	.000	0-0	.000	2	1	3	4.4	2	2	1	0	0	0	5.7	
#21/21 ARKANSAS	01/09/20	15	2-2	1.000	0-0	.000	4-4	1.000	3	1	4	4.4	1	1	1	0	0	8	5.8	
at Vanderbilt	01/12/20	20	3-4	.750	0-0	.000	1-1	1.000	1	3	4	4.4	0	1	3	3	0	7	5.9	
at Mizzou	01/16/20	19	0-1	.000	0-0	.000	5-6	.833	2	6	8	4.6	2	2	0	0	0	5	5.8	
#9/9 MISSISSIPPI ST	01/20/20	11	2-4	.500	0-0	.000	0-2	.000	2	0	2	4.4	1	0	0	1	0	4	5.7	
at Georgia	01/26/20	16	4-4	1.000	0-0	.000	3-3	1.000	2	1	3	4.4	1	2	2	0	2	11	6.0	
at Ole Miss	01/30/20	23	3-6	.500	0-0	.000	1-1	1.000	3	1	4	4.3	1	1	2	0	0	7	6.0	
#22/22 TENNESSEE	02/02/20	15	1-2	.500	0-0	.000	1-1	1.000	4	0	4	4.3	1	0	1	1	0	3	5.9	
at #25/- Arkansas	02/06/20	13	1-2	.500	0-0	.000	0-0	.000	0	0	0	4.1	1	0	1	0	0	2	5.7	
#5/6 UCONN	02/10/20	6	1-1	1.000	0-0	.000	0-0	.000	0	0	0	4.0	0	0	0	0	1	2	5.6	
AUBURN	02/13/20	21	5-6	.833	0-0	.000	1-1	1.000	3	1	4	4.0	1	1	2	0	0	11	5.8	
VANDERBILT	02/17/20	22	6-7	.857	0-0	.000	2-3	.667	0	2	2	3.9	1	1	2	3	1	14	6.1	
LSU	02/20/20	17	1-2	.500	0-0	.000	2-2	1.000	1	1	2	3.8	2	2	2	0	1	4	6.0	
at #14/16 Kentucky	02/23/20	19	5-7	.714	0-0	.000	0-0	.000	3	1	4	3.8	2	1	0	0	1	10	6.2	
at Florida	02/27/20	17	4-4	1.000	0-0	.000	2-2	1.000	1	1	2	3.8	0	2	1	0	3	10	6.3	
#12/14 TEXAS A&M	03/01/20	15	1-3	.333	0-0	.000	2-2	1.000	1	1	2	3.7	1	0	1	0	1	4	6.2	
vs Georgia	03/06/20	20	6-6	1.000	0-0	.000	0-1	.000	0	1	1	3.6	1	2	1	1	4	12	6.4	
vs #25/- Arkansas	03/07/20	20	2-6	.333	0-0	.000	0-0	.000	6	2	8	3.8	1	4	0	0	0	4	6.3	
vs #9/9 Mississippi St	03/08/20	16	3-6	.500	0-0	.000	1-2	.500	1	5	6	3.8	1	2	0	2	2	7	6.4	
<b>Totals</b>		<b>0</b>	<b>560</b>	<b>82-131</b>	<b>.626</b>	<b>0-2</b>	<b>.000</b>	<b>46-63</b>	<b>.730</b>	<b>69</b>	<b>57</b>	<b>126</b>	<b>3.8</b>	<b>47</b>	<b>40</b>	<b>34</b>	<b>23</b>	<b>30</b>	<b>210</b>	<b>6.4</b>

Games played: 33  
 Minutes/game: 17.0  
 Points/game: 6.4  
 FG Pct: 62.6  
 3FG Pct: 0.0  
 FT Pct: 73.0

Rebounds/game: 3.8  
 Assists/game: 1.2  
 Turnovers/game: 1.0  
 Assist/turnover ratio: 1.2  
 Steals/game: 0.9  
 Blocks/game: 0.7







# DESTANNI HENDERSON

5-7 • Jr. • Guard • Fort Myers, Fla.

3

## Career Stats at South Carolina

Season	gp-gs	min/avg	fg-fga	pct	3fg-fga	pct	ft-fa	pct	off	def	tot	avg	pf	fo	ast	to	blk	stl	pts	avg
2018-19	31-9	485/15.6	58-157	.369	29-78	.372	24-34	.706	14	35	49	1.6	30	0	40	40	2	16	169	5.5
2019-20	33-0	774/23.5	104-250	.416	32-99	.323	41-63	.651	20	75	95	2.9	28	0	93	63	2	41	281	8.5
2020-21	28-28	946/33.8	129-300	.430	35-86	.407	46-63	.730	23	113	136	4.9	29	0	140	76	5	37	339	12.1
TOTAL	92-37	2205/24.0	291-707	.412	96-263	.365	111-160	.694	57	223	280	3.0	87	0	273	179	9	94	789	8.6

## Career Notables

- Was been a spark of energy off the bench through her first two seasons, playing both guard positions, and has settled into the starting point guard role as a junior
- Announced her readiness for an expanded role this season with a 2020 SEC Tournament performance that earned All-Tournament status (13.0 ppg, 4.7 apg)
- Rated No. 1 point guard and No. 9 overall recruit in Class of 2018; 2018 McDonald's All-America
- Helped high school team to three state championships while amassing 1,649 career points

## Season Highlights

- Leads the SEC and ranks 37th in the nation in assists (5.0) ... led SEC in league play as well (5.6)
- Scored four of her 12 points in NCAA second-round game against Oregon St. (Mar. 23) during 15-4 run to close first half
- Played all 40 minutes of the SEC Championship game against #16/21 Georgia (Mar. 7), scoring 12 of her 18 points in the second half and tying her career high with nine rebounds.
- Team's second-leading scorer in the SEC Tournament (16.3 ppg) and rebounder (6.0 rpg) and shot 46.7 percent from 3-point range (7-of-15) to earn All-Tournament honors for the second-straight season
- Scored seven points during Carolina's 12-0 game opening run against Alabama (Mar. 5) in the SEC Tournament quarterfinals on her way to 18 points on 7-of-10 shooting, including 3-for-3 from beyond the arc
- Played all 40 minutes at #3/3 Texas A&M (Feb. 28), scoring eight of her team-high 15 points in the second quarter and hitting a fourth-quarter 3 that made it a three-point game with 3:00 to play ... dished out a game-high six assists
- Stopped a potential run by #17/17 Kentucky (Feb. 21) with a quick 5-0 run in the second quarter on her way to a 14-point performance, her fifth straight game in double figures
- Got off to a hot start against LSU (Feb. 14) scoring seven points in the first and tallying seven more in the third on her way to a game-high 19 points
- Exploded for a personal 7-0 run in the third quarter against Missouri (Feb. 11), pushing Carolina's lead to eight ... finished with 11 points and four steals, a new career high in SEC play
- Was lethally efficient with her distribution at Auburn (Feb. 4), dishing out nine assists with zero turnovers
- Came out hot against Alabama (Jan. 31), scoring eight of her 14 points and dishing out four of her game-high seven assists in the first quarter ... locked in from deep going 3-of-3 from beyond the arc
- Lit the fuse on the rally at LSU (Jan. 21) with seven points in the third and seven more in the fourth, including five straight to give the Gamecocks a lead they would not relinquish
- Notched the first double-double of her career with a 14-point 10-assist performance against #15/16 Arkansas (Jan. 18), dropping four dimes in the third quarter as the Gamecocks pulled away
- Great game management early at Vanderbilt (Jan. 14) with five points and four assists in the first quarter en route to third-straight double-digit scoring game and career-high tying nine assists
- Led the team in scoring for the second game in a row at #10/8 Kentucky (Jan. 10), pouring in a new SEC career-high 22 points, including eight straight in the fourth quarter to stretch a three-point lead to a nine-point advantage
- Took over in the second quarter at Alabama (Jan. 4), scoring the team's final six points of the half and hit a big 3 in the third quarter after Tide closed to within nine ... finished with a new career high in conference play with 20 points along with eight rebounds and five assists
- Made her presence felt away from the basket against Florida (Dec. 31), dishing out nine assists and pulling down seven rebounds
- Posted second-straight seven-assist outing against Temple (Dec. 17), finishing with no turnovers in her 25 minutes
- Controlled the game at #23/18 Iowa State (Dec. 6) early with a pair of late 3s and five assists in the first quarter alone to help establish a 10-point lead after the opening stanza
- Scored a career-high 23 points against #21/20 Gonzaga (Nov. 29), all in the second half, answering the bell every time the Zags tied or took a lead in the fourth quarter and hit four the team's six free throw attempts in the final minute to seal the victory and lock up Women's Bad Boy Mowers Crossover Classic MVP honors for herself
- Scored 10 of her 19 points in the third quarter against South Dakota (Nov. 28), tying the game high in both points and rebounds with nine

## Awards

- 2x SEC All-Tournament Team (2021, 2020)
- 2021 The Dawn Staley Award Midseason Watch List
- 2020 Bad Boy Mowers Crossover Classic MVP
- 2019 SEC All-Freshman Team
- 2x SEC Winter Academic Honor Roll (2018-19, 2019-20)

## High School

McDonald's All-America (2018)

## USA Basketball

- 2016 FIBA U17 World Cup, bronze medal
- 2015 U16 National Team Trials

## In the Record Book

### Career

5th – Assists vs. SEC (160)

### Season

- 3rd – Minutes played vs. SEC (551 in 2020-21)
- 4th – Assists vs. SEC (89 in 2020-21)

## Miscellaneous

	Season	Career	Record
Double-Double	1	1	1-0
20+ Points	3	4	4-0
10+ Points	18	36	32-4
5+ Assists	14	21	18-3
5+ Steals	0	1	1-0
Tm-High Points	5	10	8-2
Tm-High Rebs.	1	2	2-0
Tm-High Assts.	20	28	24-4

## Career Highs

Pts	23 vs. Gonzaga, 11/29/20
FG	8, 3x, last at Kentucky, 1/10/21
FGA	18 vs. Georgia, 3/7/21
3FG	5 vs. USC Upstate, 11/21/19
3FGA	9, 2x, last vs. Tennessee, 3/6/21
FT	10 vs. Gonzaga, 11/29/20
FTA	13 vs. Gonzaga, 11/29/20
Reb	9, 2x, last vs. Georgia, 3/7/21
Stl	5 at Temple, 12/7/19
Asst	10 vs. Arkansas, 1/18/21
Min	40, 2x, last vs. Georgia, 3/7/21

## SEC Career Highs

Pts	22 at Kentucky, 1/10/21
FG	8 at Kentucky, 1/10/21
FGA	17 at Kentucky, 1/10/21
3FG	4 vs. Kentucky, 2/21/19
3FGA	7 at LSU, 1/24/21
FT	6, 2x, last at Kentucky, 1/10/21
FTA	7, 2x, last at Kentucky, 1/10/21
Reb	8, 2x, last at Kentucky, 1/10/21
Stl	4 vs. Missouri, 2/11/21
Asst	10 vs. Arkansas, 1/18/21
Min	40 at Texas A&M, 2/28/21

## CAREER NCAA TOURNAMENT GAME-BY-GAME

Date	Opponent	GS	MIN	FG-A	3FG-A	FT-A	Reb	PF	A	TO	B	S	TP
3/22/19	Belmont	*	25	1-4	1-4	0-0	2	1	2	0	0	1	3
3/24/19	#25/22 Florida State	*	16	2-4	0-2	0-0	2	0	1	1	0	1	4
3/30/19	vs. #1/1 Baylor	*	15	1-6	0-2	0-0	4	0	1	1	0	0	4
3/21/21	Mercer	*	32	0-4	0-1	0-2	5	1	4	1	0	4	0
3/23/21	Oregon State	*	35	5-15	0-3	2-2	2	0	1	1	0	3	12
<b>Totals</b>		<b>5</b>	<b>123</b>	<b>9-33</b>	<b>1-12</b>	<b>2-4</b>	<b>15</b>	<b>2</b>	<b>9</b>	<b>4</b>	<b>0</b>	<b>9</b>	<b>23</b>
			<b>24.6</b>	<b>.277</b>	<b>.083</b>	<b>.500</b>	<b>3.0</b>		<b>1.8</b>			<b>1.8</b>	<b>4.6</b>

## HENDERSON 2020-21 GAME-BY-GAME

Opponent	Date	gs	min	Total		3-Pointers		Free throws		Rebounds				pf	a	t/o	blk	stl	pts	avg	
				fg-fga	pct	3fg-fga	pct	ft-fa	pct	off	def	tot	avg								
COL. OF CHARLESTON	11/25/20	*	21	4-7	.571	0-1	.000	3-4	.750	1	5	6	6.0	2	5	2	1	4	11	11.0	
vs South Dakota	11/28/20	*	29	8-13	.615	1-3	.333	2-3	.667	0	9	9	7.5	1	3	2	0	0	19	15.0	
vs #21/20 Gonzaga	11/29/20	*	33	6-11	.545	1-3	.333	10-13	.769	1	2	3	6.0	2	2	2	0	0	23	17.7	
#8/6 NC STATE	12/03/20	*	35	1-13	.077	0-2	.000	0-0	.000	3	4	7	6.3	1	6	1	1	0	2	13.8	
at #23/18 Iowa State	12/06/20	*	38	4-7	.571	3-4	.750	1-2	.500	0	4	4	5.8	1	7	2	0	0	12	13.4	
TEMPLE	12/17/20	*	25	3-5	.600	2-3	.667	0-0	.000	0	3	3	5.3	0	7	0	0	1	8	12.5	
FLORIDA	12/31/20	*	38	1-7	.143	0-2	.000	0-0	.000	2	5	7	5.6	1	9	4	0	3	2	11.0	
at Alabama	01/04/21	*	34	7-16	.438	1-2	.500	5-6	.833	2	6	8	5.9	0	5	1	0	1	20	12.1	
at #10/8 Kentucky	01/10/21	*	38	8-17	.471	0-0	.000	6-7	.857	2	6	8	6.1	0	3	6	0	0	22	13.2	
at Vanderbilt	01/14/21	*	26	4-8	.500	1-3	.333	3-3	1.000	0	7	7	6.2	1	9	1	0	0	12	13.1	
#15/16 ARKANSAS	01/18/21	*	36	6-13	.462	2-2	1.000	0-0	.000	1	1	2	5.8	2	10	2	0	1	14	13.2	
#22/23 GEORGIA	01/21/21	*	30	1-6	.167	0-1	.000	0-0	.000	1	3	4	5.7	1	3	3	0	2	2	12.3	
at LSU	01/24/21	*	35	5-11	.455	2-7	.286	4-4	1.000	0	5	5	5.6	2	8	6	0	2	16	12.5	
at #21/19 Mississippi State	01/28/21	*	35	3-8	.375	0-4	.000	0-0	.000	1	3	4	5.5	0	2	2	0	1	6	12.1	
ALABAMA	01/31/21	*	35	5-8	.625	3-3	1.000	1-1	1.000	1	5	6	5.5	2	7	3	0	3	14	12.2	
at Auburn	02/04/21	*	25	2-4	.500	0-1	.000	0-0	.000	0	4	4	5.4	0	9	0	0	4	11.7		
at #2/5 UConn	02/08/21	*	38	5-17	.294	0-1	.000	1-5	.200	1	4	5	5.4	1	3	8	0	0	11	11.6	
MISSOURI	02/11/21	*	32	5-8	.625	1-2	.500	0-1	.000	2	2	4	5.3	1	3	1	0	4	11	11.6	
LSU	02/14/21	*	37	7-12	.583	3-6	.500	2-2	1.000	0	2	2	5.2	1	3	4	1	2	19	12.0	
at #21/21 Tennessee	02/18/21	*	40	6-12	.500	3-6	.500	0-0	.000	1	2	3	5.1	3	6	6	0	1	15	12.2	
#17/17 KENTUCKY	02/21/21	*	35	6-12	.500	2-4	.500	0-0	.000	0	2	2	4.9	2	2	3	0	0	14	12.2	
OLE MISS	02/25/21	*	35	2-7	.286	2-3	.667	0-0	.000	0	4	4	4.9	1	4	1	0	1	6	12.0	
at #3/3 Texas A&M	02/28/21	*	40	6-15	.400	1-4	.250	2-2	1.000	1	3	4	4.8	0	6	1	0	3	15	12.1	
vs Alabama	03/05/21	*	32	7-10	.700	3-3	1.000	1-2	.500	1	1	2	4.7	1	5	3	1	0	18	12.3	
vs #14/16 Tennessee	03/06/21	*	37	5-16	.313	3-9	.333	0-0	.000	1	6	7	4.8	2	5	5	1	0	13	12.4	
vs #16/21 Georgia	03/07/21	*	40	7-18	.389	1-3	.333	3-4	.750	1	8	9	5.0	0	3	5	1	0	18	12.6	
vs Mercer	03/21/21	*	32	0-4	.000	0-1	.000	0-2	.000	0	5	5	5.0	1	4	1	0	4	0	12.1	
vs Oregon St.	03/23/21	*	35	5-15	.333	0-3	.000	2-2	1.000	0	2	2	4.9	0	1	1	0	3	12	12.1	
Totals			28	946	129-300	430	35-86	407	46-63	.730	23	113	136	4.9	29	140	76	5	37	339	12.1

Games played: 28  
 Minutes/game: 33.8  
 Points/game: 12.1  
 FG Pct: 43.0  
 3FG Pct: 40.7  
 FT Pct: 73.0

Rebounds/game: 4.9  
 Assists/game: 5.0  
 Turnovers/game: 2.7  
 Assist/turnover ratio: 1.8  
 Steals/game: 1.3  
 Blocks/game: 0.2

## NCAA Tournament Career Highs

Pts.....12 vs. Oregon State, 3/23/21  
 FGM.....5 vs. Oregon State, 3/23/21  
 FGA.....15 vs. Oregon State, 3/23/21  
 3FGM.....1 vs. Florida State, 3/24/19  
 3FGA.....4 vs. Belmont, 3/22/19  
 Rebs.....5 vs. Mercer, 3/21/21  
 Stl.....4 vs. Mercer, 3/21/21  
 Assts.....4 vs. Mercer, 3/21/21  
 Min.....35 vs. Oregon State, 3/23/21

## HENDERSON 2019-20 GAME-BY-GAME

Opponent	Date	gs	min	Total		3-Pointers		Free throws		Rebounds				pf	a	t/o	blk	stl	pts	avg
				fg-fga	pct	3fg-fga	pct	ft-fa	pct	off	def	tot	avg							
ALABAMA STATE	11/05/19	30	3-7	.429	2-3	.667	0-0	.000	1	1	2	2.0	2	4	1	0	3	8	8.0	
at #4/5 Maryland	11/10/19	21	2-6	.333	0-1	.000	0-0	.000	1	4	5	3.5	1	0	2	0	1	4	6.0	
at Dayton	11/13/19	22	1-7	.143	0-1	.000	3-4	.750	0	4	4	3.7	1	3	3	0	1	5	5.7	
APPALACHIAN STATE	11/17/19	27	6-8	.750	2-3	.667	2-2	1.000	0	1	1	3.0	0	3	3	2	3	16	8.3	
USC UPSTATE	11/21/19	23	5-8	.625	5-6	.833	0-0	.000	1	4	5	3.4	0	5	3	0	3	15	9.6	
at Clemson	11/24/19	25	4-8	.500	2-6	.333	0-0	.000	0	2	2	3.2	3	4	2	0	1	10	9.7	
vs #17/23 Indiana	11/28/19	20	1-7	.143	0-5	.000	0-0	.000	1	1	2	3.0	1	3	1	0	1	2	8.6	
vs Washington State	11/29/19	25	3-7	.429	1-2	.500	2-4	.500	0	1	1	2.8	0	1	1	0	0	9	8.6	
vs #2/2 Baylor	11/30/19	32	3-6	.500	1-2	.500	1-2	.500	1	4	5	3.0	2	2	5	0	2	8	8.6	
at Temple	12/07/19	26	4-12	.333	2-5	.400	2-2	1.000	0	4	4	3.1	0	1	1	0	5	12	8.9	
PURDUE	12/15/19	29	6-11	.545	0-1	.000	3-6	.500	2	4	6	3.4	0	1	3	0	2	15	9.5	
DUKE	12/19/19	25	1-7	.143	0-2	.000	3-4	.750	0	2	2	3.3	1	2	3	0	0	5	9.1	
#25/21 SOUTH DAKOTA	12/22/19	15	2-7	.286	1-4	.250	0-0	.000	2	1	3	3.2	1	0	1	0	1	5	8.8	
#13/13 KENTUCKY	01/02/20	23	1-4	.250	0-2	.000	2-4	.500	0	1	1	3.1	1	8	3	0	3	4	8.4	
at Alabama	01/05/20	24	5-7	.714	2-4	.500	5-6	.833	0	2	2	3.0	3	2	1	0	0	17	9.0	
#21/21 ARKANSAS	01/09/20	15	2-6	.333	1-3	.333	0-0	.000	0	1	1	2.9	1	1	3	0	0	5	8.8	
at Vanderbilt	01/12/20	27	3-9	.333	0-3	.000	0-0	.000	0	1	1	2.8	1	4	2	0	3	6	8.6	
at Mizzou	01/16/20	20	2-5	.400	1-2	.500	0-2	.000	0	3	3	2.8	2	1	2	0	0	5	8.4	
#9/9 MISSISSIPPI ST	01/20/20	16	1-3	.333	0-2	.000	0-1	.000	0	1	1	2.7	0	2	2	0	0	2	8.1	
at Georgia	01/26/20	29	5-9	.556	0-0	.000	4-6	.667	0	6	6	2.9	0	6	2	0	1	14	8.4	
at Ole Miss	01/30/20	21	3-4	.750	1-2	.500	2-2	1.000	0	2	2	2.8	1	3	2	0	0	9	8.4	
#22/22 TENNESSEE	02/02/20	21	4-8	.500	1-5	.200	3-5	.600	2	0	2	2.8	0	2	0	0	2	12	8.5	
at #25/- Arkansas	02/06/20	21	4-9	.444	1-4	.250	0-0	.000	2	4	6	2.9	2	4	0	0	0	9	8.6	
#5/6 UCONN	02/10/20	17	2-3	.667	2-2	1.000	0-0	.000	1	3	4	3.0	0	0	1	0	0	6	8.5	
AUBURN	02/13/20	25	1-9	.111	1-6	.167	0-0	.000	1	3	4	3.0	0	5	1	0	2	3	8.2	
VANDERBILT	02/17/20	31	5-12	.417	1-3	.333	1-1	1.000	1	6	7	3.2	0	6	1	0	2	12	8.4	
LSU	02/20/20	26	2-8	.250	1-4	.250	2-4	.500	0	2	2	3.1	1	0	1	0	2	7	8.3	
at #14/16 Kentucky	02/23/20	21	3-6	.500	0-0	.000	1-1	1.000	0	0	0	3.0	1	0	1	0	0	7	8.3	
at Florida	02/27/20	23	2-9	.222	0-2	.000	2-2	1.000	0	1	1	2.9	0	6	2	0	1	6	8.2	
#12/14 TEXAS A&M	03/01/20	21	2-6	.333	0-1	.000	0-0	.000	0	1	1	2.9	0	0	2	0	1	4	8.1	
vs Georgia	03/06/20	28	5-10	.500	0-1	.000	0-0	.000	2	2	4	2.9	1	7	2	0	0	10	8.1	
vs #25/- Arkansas	03/07/20	23	8-14	.571	4-9	.444	1-1	1.000	0	3	3	2.9	1	4	1	0	0	21	8.5	
vs #9/9 Mississippi St	03/08/20	22	3-8	.375	0-3	.000	2-4	.500	2	0	2	2.9	1	3	5	0	1	8	8.5	
Totals		0	774	104-250	416	32-99	323	41-63	651	20	75	95	2.9	28	93	63	2	41	281	8.5

Games played: 33  
 Minutes/game: 23.5  
 Points/game: 8.5  
 FG Pct: 41.6  
 3FG Pct: 32.3  
 FT Pct: 65.1

Rebounds/game: 2.9  
 Assists/game: 2.8  
 Turnovers/game: 1.9  
 Assist/turnover ratio: 1.5  
 Steals/game: 1.2  
 Blocks/game: 0.1

## HENDERSON 2018-19 GAME-BY-GAME

Opponent	Date	gs	min	Total		3-Pointers		Free throws		Rebounds				pf	a	t/o	blk	stl	pts	avg	
				fg-fga	pct	3fg-fga	pct	f-fta	pct	off	def	tot	avg								
at Alabama State	11/11/18		22	4-7	.571	4-7	.571	1-2	.500	0	1	1	1.0	1	1	2	0	2	13	13.0	
CLEMSON	11/15/18		10	0-2	.000	0-2	.000	0-0	.000	0	0	0	0.5	0	1	2	0	0	0	6.5	
#9/10 MARYLAND	11/18/18		12	1-5	.200	0-1	.000	0-0	.000	0	0	0	0.3	0	1	0	0	0	2	5.0	
vs ETSU	11/22/18		17	1-5	.200	1-1	1.000	2-2	1.000	0	0	0	0.3	3	0	2	0	0	5	5.0	
vs #9/8 Oregon State	11/23/18		16	2-8	.250	1-2	.500	0-0	.000	1	0	1	0.4	1	0	1	0	1	5	5.0	
vs Drake	11/24/18		7	0-3	.000	0-2	.000	0-0	.000	0	0	0	0.3	0	1	1	0	1	0	4.2	
DAYTON	11/28/18		5	0-0	.000	0-0	.000	1-2	.500	0	0	0	0.3	1	0	0	0	0	1	3.7	
#4/5 BAYLOR	12/02/18		13	1-5	.200	1-2	.500	1-2	.500	1	0	1	0.4	0	1	1	0	0	4	3.8	
APPALACHIAN STATE	12/05/18		14	1-4	.250	1-2	.500	0	0	1	1	0.4	4	2	3	0	1	4	3.8		
at Purdue	12/16/18	*	10	0-1	.000	0-0	.000	0-0	.000	0	0	0	0.4	1	0	1	0	0	0	3.4	
TEMPLE	12/21/18	*	18	2-4	.500	2-3	.667	0-0	.000	1	1	2	0.5	1	3	3	1	1	6	3.6	
FURMAN	12/30/18	*	22	3-8	.375	2-5	.400	2-2	1.000	1	2	3	0.8	2	3	0	0	1	10	4.2	
at #21/21 Texas A&M	01/03/19	*	29	2-10	.200	1-5	.200	0-0	.000	0	2	2	0.8	1	1	0	0	1	5	4.2	
ALABAMA	01/06/19	*	18	4-6	.667	1-3	.333	2-2	1.000	1	0	1	0.9	1	1	1	0	0	11	4.7	
FLORIDA	01/10/19		14	1-5	.200	1-2	.500	0-0	.000	0	1	1	0.9	2	0	1	0	0	3	4.6	
at LSU	01/13/19		18	1-5	.200	0-3	.000	0-0	.000	0	1	1	0.9	1	1	1	0	0	2	4.4	
at #7/6 Mississippi State	01/17/19	dnp		-	-	-	-	-	-	-	-	-	-	-	-	-	-	-	-	-	
#25/- MISSOURI	01/21/19		9	2-4	.500	0-1	.000	0-0	.000	0	0	0	0.8	0	0	1	0	0	4	4.4	
VANDERBILT	01/28/19		9	1-5	.200	0-1	.000	0-0	.000	1	0	1	0.8	0	0	1	0	0	2	4.3	
at #19/15 Kentucky	01/31/19	dnp		-	-	-	-	-	-	-	-	-	-	-	-	-	-	-	-	-	
at Arkansas	02/03/19		23	7-11	.636	3-6	.500	2-3	.667	2	2	4	1.0	1	2	1	0	0	19	5.1	
OLE MISS	02/07/19		28	4-6	.667	3-5	.600	1-2	.500	0	5	5	1.2	0	5	1	0	2	12	5.4	
at #4/5 UConn	02/11/19		14	1-4	.250	0-2	.000	0-0	.000	0	0	0	1.1	3	1	2	0	0	2	5.2	
GEORGIA	02/14/19		22	4-9	.444	0-1	.000	6-7	.857	0	3	3	1.2	2	4	2	1	2	14	5.6	
at Florida	02/17/19	*	30	6-8	.750	3-5	.600	3-4	.750	0	4	4	1.3	0	4	1	0	1	18	6.2	
#16/17 KENTUCKY	02/21/19		27	4-8	.500	4-5	.800	0-0	.000	1	5	6	1.5	3	3	6	0	1	12	6.4	
at Tennessee	02/24/19		2	0-0	.000	0-0	.000	0-0	.000	0	0	0	1.5	0	0	0	0	0	0	6.2	
at Auburn	02/28/19		5	0-1	.000	0-0	.000	1-2	.500	1	0	1	1.5	1	0	2	0	0	1	6.0	
#5/5 MISSISSIPPI ST	03/03/19		7	1-5	.200	0-1	.000	0-0	.000	0	0	0	1.4	0	0	1	0	0	2	5.8	
vs Arkansas	03/08/19		8	1-4	.250	0-3	.000	1-2	.500	1	2	3	1.5	0	1	1	0	0	3	5.7	
BELMONT	03/22/19	*	25	1-4	.250	1-4	.250	0-0	.000	1	1	2	1.5	1	2	0	0	1	3	5.6	
#25/22 FLORIDA STATE	03/24/19	*	16	2-4	.500	0-2	.000	0-0	.000	0	2	2	1.5	0	1	1	0	1	4	5.6	
vs #1/1 Baylor	03/30/19	*	15	1-6	.167	0-2	.000	0-0	.000	2	2	4	1.6	0	1	1	0	0	2	5.5	
Totals			9	485	58-157	.369	29-78	.372	24-34	.706	14	35	49	1.6	30	40	40	2	16	169	5.5

Games played: 31  
 Minutes/game: 15.6  
 Points/game: 5.5  
 FG Pct: 36.9  
 3FG Pct: 37.2  
 FT Pct: 70.6

Rebounds/game: 1.6  
 Assists/game: 1.3  
 Turnovers/game: 1.3  
 Assist/turnover ratio: 1.0  
 Steals/game: 0.5  
 Blocks/game: 0.1



# DESTINY LITTLETON

5-9 • Jr. • Guard • San Diego, Calif.

# 11

## Career Stats at South Carolina

Season	gp-gs	min/avg	fg-fga	pct	3fg-fga	pct	ft-fa	pct	off	def	tot	avg	pf	fo	ast	to	blk	stl	pts	avg
2020-21	25-0	296/11.8	17-54	.315	9-32	.281	24-30	.800	7	59	66	2.6	13	0	20	10	2	9	67	2.7
TOTAL	25-0	296/11.8	17-54	.315	9-32	.281	24-30	.800	7	59	66	2.6	13	0	20	10	2	9	67	2.7

## Career Notables

- Sat out last season due to NCAA transfer rules, taking advantage of that time to have a procedure done to alleviate chronic issues in both ankles
- Spent two seasons at Texas, helping Longhorns to a pair of NCAA Tournament appearances, including a spot in the 2018 Sweet 16
- Played in all 33 games her redshirt-freshman season (2018-19), starting 12 and playing the third-most minutes on the team
- Ranked No. 33 overall in the Class of 2017
- Named McDonald's All-American (2017) and earned California Ms. Basketball honors

## Season Highlights

- Has played in 25 games ... made her SEC debut at #10/8 Kentucky (Jan. 10) ... has played in all five postseason games
- Hit a 3 to spark an 8-0 run late in the second quarter against Missouri (Feb. 11) to go into halftime tied
- Played a SEC career-best 23 minutes against Alabama (Jan. 31), including 11 crucial first-half minutes during which she added four of her SEC-high tying eight points
- Solid play against #15/16 Arkansas (Jan. 21), hitting a 3 late in the second quarter to help Gamecocks keep the lead going into halftime and grabbing four of her five rebounds in the fourth quarter to help keep the Razorbacks at bay
- Saw her first extended minutes in SEC play at Vanderbilt (Jan. 14) where she poured in eight points off the bench, including a pair of 3s
- Was strong on the glass at #23/18 Iowa State (Dec. 6), grabbing six of her seven boards in the second quarter to help the Gamecocks out-rebound the Cyclones 17-6 in that period alone
- Made her Carolina debut against Charleston (Nov. 25), scoring seven points and pulling down eight rebounds

## Awards

SEC First-Year Academic Honor Roll (2019-20)

## High School

McDonald's All-America (2017)

## USA Basketball

2017 FIBA U18 3x3 World Cup, gold medal

2015 FIBA U16 Americas Cup, bronze medal

## Miscellaneous

	Season	Career	Record
20+ Points	0	1*	1-0
10+ Points	0	12*	9-3
5+ Assists	0	1*	1-0
Tm-High Points	0	3*	2-1
Tm-High Rebs.	0	3*	1-2
Tm-High Assts.	0	2*	2-0

\* indicates includes games prior to transfer to South Carolina

## Career Highs

Pts	22 vs. Northwestern State, 12/29/18*
FG	7 vs. UTSA, 11/28/18*
FGA	15 vs. UTSA, 11/28/18*
3FG	4 at West Virginia, 1/6/19*
3FGA	7 vs. UTSA, 11/28/18*
FT	11 vs. Northwestern State, 12/29/18*
FTA	11 vs. Northwestern State, 12/29/18*
Reb	8, 2x, last vs. College of Charleston, 11/25/20*
Stl	3, 2x, last at Oklahoma State, 2/12/19*
Asst	7 vs. Northwestern State, 12/29/18*
Min	34, 2x, last vs. Kansas State, 2/17/19*

## SEC Career Highs

Pts	8, 2x, last vs. Alabama, 1/31/21
FG	2, 4x, last vs. Missouri, 2/11/21
FGA	5 at Vanderbilt, 1/14/21
3FG	2, 3x, last at Auburn, 2/4/21
3FGA	3, 2x, last vs. Arkansas, 1/18/21
FT	4 vs. Alabama, 1/31/21
FTA	4 vs. Alabama, 1/31/21
Reb	5, 2x, last vs. Georgia, 1/21/21
Stl	2 at Mississippi State, 1/28/21
Asst	2, 4x, last at Auburn, 2/4/21
Min	23 vs. Alabama, 1/31/21

## NCAA Tournament Career Highs

Pts	9 vs. Indiana, 3/22/19*
FG	3 vs. Indiana, 3/22/19*
FGA	8 vs. Indiana, 3/22/19*
3FG	2 vs. Indiana, 3/22/19*
3FGA	6 vs. Indiana, 3/22/19*
FT	5 vs. Mercer, 3/21/21
FTA	6 vs. Mercer, 3/21/21
Reb	7 vs. Oregon State, 3/23/21
Stl	1 vs. Indiana, 3/22/19*
Asst	2, 2x, last vs. Mercer, 3/21/21*
Min	28 vs. Indiana, 3/22/19*

\* indicates at least one time prior to transfer to South Carolina

## CAREER NCAA TOURNAMENT GAME-BY-GAME

Date	Opponent	GS	MIN	FG-A	3FG-A	FT-A	Reb	PF	A	TO	B	S	TP
3/22/19*	Indiana		28	3-8	2-6	1-2	4	3	2	2	0	1	9
3/21/21	Mercer		22	1-5	1-4	5-6	4	0	2	1	0	0	8
3/23/21	Oregon State		18	0-4	0-2	0-0	7	0	0	0	1	0	0
<b>Totals</b>		<b>0</b>	<b>68</b>	<b>4-17</b>	<b>3-12</b>	<b>6-8</b>	<b>15</b>	<b>3</b>	<b>4</b>	<b>3</b>	<b>1</b>	<b>1</b>	<b>9</b>
			<b>22.6</b>	<b>.235</b>	<b>.250</b>	<b>.750</b>	<b>5.0</b>		<b>1.3</b>		<b>0.3</b>	<b>0.3</b>	<b>5.7</b>

\* indicates occurred prior to transfer to South Carolina

## LITTLETON 2020-21 GAME-BY-GAME

Opponent	Date	gs	min	Total		3-Pointers		Free throws		Rebounds					pts	avg					
				fg-fga	pct	3fg-fga	pct	ft-fa	pct	off	def	tot	avg	pf			a	t/o	blk	stl	
COL. OF CHARLESTON	11/25/20	19	1-6	.167	0-3	.000	5-6	.833	0	8	8	8.0	2	0	2	0	1	7	7.0		
vs South Dakota	11/28/20	6	0-1	.000	0-1	.000	0-0	.000	0	0	0	4.0	1	0	0	0	0	0	3.5		
vs #21/20 Gonzaga	11/29/20	10	0-1	.000	0-1	.000	1-2	.500	0	1	1	3.0	1	1	0	0	0	1	2.7		
#8/6 NC STATE	12/03/20	6	0-0	.000	0-0	.000	0-0	.000	1	1	2	2.8	0	0	0	0	0	0	2.0		
at #23/18 Iowa State	12/06/20	16	2-5	.400	1-3	.333	0-0	.000	1	6	7	3.6	0	3	0	0	0	5	2.6		
TEMPLE	12/17/20	18	2-5	.400	0-1	.000	2-2	1.000	0	4	4	3.7	0	2	0	0	2	6	3.2		
at #10/8 Kentucky	01/10/21	1	0-0	.000	0-0	.000	0-0	.000	0	0	0	3.1	1	0	0	0	0	0	2.7		
at Vanderbilt	01/14/21	17	2-5	.400	2-3	.667	2-2	1.000	0	3	3	3.1	1	2	1	0	1	8	3.4		
#15/16 ARKANSAS	01/18/21	17	2-4	.500	2-3	.667	1-2	.500	1	4	5	3.3	1	1	0	0	0	7	3.8		
#22/23 GEORGIA	01/21/21	16	0-2	.000	0-0	.000	1-2	.500	1	4	5	3.5	0	1	1	0	1	1	3.5		
at LSU	01/24/21	7	0-1	.000	0-1	.000	0-0	.000	0	1	1	3.3	0	0	1	0	0	0	3.2		
at #21/19 Mississippi State	01/28/21	8	1-1	1.000	0-0	.000	0-0	.000	0	0	0	3.0	0	2	1	0	2	2	3.1		
ALABAMA	01/31/21	23	2-3	.667	0-1	.000	4-4	1.000	0	3	3	3.0	0	2	0	0	0	8	3.5		
at Auburn	02/04/21	17	2-2	1.000	2-2	1.000	0-0	.000	0	4	4	3.1	1	2	1	1	1	6	3.6		
at #2/5 UConn	02/08/21	14	0-1	.000	0-1	.000	0-0	.000	0	1	1	2.9	2	0	0	0	0	0	3.4		
MISSOURI	02/11/21	15	2-4	.500	1-3	.333	0-0	.000	0	1	1	2.8	0	0	0	0	0	5	3.5		
LSU	02/14/21	10	0-1	.000	0-1	.000	0-0	.000	1	3	4	2.9	2	0	1	0	0	0	3.3		
#17/17 KENTUCKY	02/21/21	8	0-0	.000	0-0	.000	0-0	.000	0	1	1	2.8	0	0	0	0	0	0	3.1		
OLE MISS	02/25/21	3	0-0	.000	0-0	.000	0-0	.000	0	1	1	2.7	0	0	0	0	0	0	2.9		
at #3/3 Texas A&M	02/28/21	7	0-2	.000	0-1	.000	0-0	.000	0	3	3	2.7	0	0	1	0	1	0	2.8		
vs Alabama	03/05/21	9	0-1	.000	0-1	.000	1-2	.500	0	1	1	2.6	1	1	0	0	0	1	2.7		
vs #14/16 Tennessee	03/06/21	5	0-0	.000	0-0	.000	2-2	1.000	0	0	0	2.5	0	1	0	0	0	2	2.7		
vs #16/21 Georgia	03/07/21	4	0-0	.000	0-0	.000	0-0	.000	0	0	0	2.4	0	0	0	0	0	0	2.6		
vs Mercer	03/21/21	22	1-5	.200	1-4	.250	5-6	.833	1	3	4	2.5	0	2	1	0	0	8	2.8		
vs Oregon St.	03/23/21	18	0-4	.000	0-2	.000	0-0	.000	1	6	7	2.6	0	0	0	1	0	0	2.7		
<b>Totals</b>		<b>0</b>	<b>296</b>	<b>17-54</b>	<b>.315</b>	<b>9-32</b>	<b>281</b>	<b>24-30</b>	<b>.800</b>	<b>7</b>	<b>59</b>	<b>66</b>	<b>2.6</b>	<b>13</b>	<b>0</b>	<b>20</b>	<b>10</b>	<b>2</b>	<b>9</b>	<b>67</b>	<b>2.7</b>

Games played: 25  
 Minutes/game: 11.8  
 Points/game: 2.7  
 FG Pct: 31.5  
 3FG Pct: 28.1  
 FT Pct: 80.0

Rebounds/game: 2.6  
 Assists/game: 0.8  
 Turnovers/game: 0.4  
 Assist/turnover ratio: 2.0  
 Steals/game: 0.4  
 Blocks/game: 0.1



# ENIYA RUSSELL

6-1 • Fr. • Guard • Baltimore, Md.

2

## Career Stats at South Carolina

Season	gp-gs	min/avg	fg-fga	pct	3fg-fga	pct	ft-fa	pct	off	def	tot	avg	pf	fo	ast	to	blk	stl	pts	avg
2020-21	25-0	165/6.6	22-64	.344	4-20	.200	21-35	.600	3	21	24	1.0	21	0	7	15	3	8	69	2.8
TOTAL	25-0	165/6.6	22-64	.344	4-20	.200	21-35	.600	3	21	24	1.0	21	0	7	15	3	8	69	2.8

## High School Notables

- Ranked No. 43 overall in Class of 2020 by ESPN
- First-Team All-Metro from *Washington Post* (2020) and *Baltimore Sun* (2019)
- Scored 14.9 points per game as a senior

## Season Highlights

- Has played in 25 games this season
- Saw action in first two SEC Tournament games and both NCAA Tournament games
- Played extended minutes vs. a ranked team for the time with 18 at #21/21 Tennessee (Feb. 18)
- Scored her first SEC points with a 3 late in the first half at #10/8 Kentucky (Jan. 10)
- Hit a groove in the second quarter against Temple (Dec. 17), scoring five of her 11 points in the period
- Found good offensive rhythm in midrange game at #23/18 Iowa State (Dec. 6) with seven of her eight points coming in just five minutes of play in the second quarter
- Cracked double figures in her Carolina debut, scoring 14 points and snagging four rebounds against Charleston (Nov. 25)

## Awards

McDonald's All-America (2019-20)

## Miscellaneous

	Season	Career	Record
10+ Points	2	2	2-0

## Career Highs

Pts.....14 vs. College of Charleston, 11/25/20  
 FG.....4, 2x, last vs. Temple, 12/17/20  
 FGA.....8, 2x, last at Vanderbilt, 1/14/21  
 3FG.....1, 2x, last at Kentucky, 1/10/21  
 3FGA.....3 at Iowa State, 12/6/20  
 FT.....5 vs. College of Charleston, 11/25/20  
 FTA.....8 vs. College of Charleston, 11/25/20  
 Reb.....4 vs. College of Charleston, 11/25/20  
 Blk.....1, 3x, last vs. Ole Miss, 2/25/21  
 Stl.....2, 3x, last vs. Ole Miss, 2/25/21  
 Asst.....2 vs. College of Charleston, 11/25/20  
 Min.....20 vs. College of Charleston, 11/25/20

## SEC Career Highs

Pts.....6 at Vanderbilt, 1/14/21  
 FG.....3 at Vanderbilt, 1/14/21  
 FGA.....8 at Vanderbilt, 1/14/21  
 3FG.....1 at Kentucky, 1/10/21  
 3FGA.....2, 2x, last at Tennessee, 2/18/21  
 FT.....4 vs. LSU, 2/14/21  
 FTA.....6 vs. LSU, 2/14/21  
 Reb.....3, 2x, last vs. Alabama, 1/31/21  
 Blk.....1, 2x, last vs. Ole Miss, 2/25/21  
 Stl.....2, 2x, last vs. Ole Miss, 2/25/21  
 Asst.....1, 3x, last at LSU, 1/24/21  
 Min.....19 at Vanderbilt, 1/14/21

## CAREER NCAA TOURNAMENT GAME-BY-GAME

Date	Opponent	GS	MIN	FG-A	3FG-A	FT-A	Reb	PF	A	TO	B	S	TP
3/21/21	Mercer		3	0-0	0-0	0-0	0	1	0	0	0	0	0
3/23/21	Oregon State		1	0-1	0-0	0-0	1	0	0	0	0	0	0
<b>Totals</b>		<b>0</b>	<b>4</b>	<b>0-0</b>	<b>0-0</b>	<b>0-0</b>	<b>1</b>	<b>1</b>	<b>0</b>	<b>0</b>	<b>0</b>	<b>0</b>	<b>0</b>
			<b>2.0</b>	<b>.000</b>	<b>--</b>	<b>--</b>	<b>0.5</b>						

## RUSSELL 2020-21 GAME-BY-GAME

Opponent	Date	gs	min	Total		3-Pointers		Free throws		Rebounds				pts	avg					
				fg-fga	pct	3fg-fga	pct	ft-fa	pct	off	def	tot	avg							
COL. OF CHARLESTON	11/25/20	20	4-7	.571	1-2	.500	5-8	.625	0	4	4	4.0	3	2	1	0	0	14	14.0	
vs South Dakota	11/28/20	12	1-3	.333	0-0	.000	0-0	.000	0	0	0	2.0	1	1	0	0	0	2	8.0	
#8/6 NC STATE	12/03/20	5	0-2	.000	0-0	.000	0-0	.000	0	0	0	1.3	0	0	1	0	0	0	5.3	
at #23/18 Iowa State	12/06/20	11	3-5	.600	1-3	.333	1-2	.500	0	1	1	1.3	2	0	3	1	0	8	6.0	
TEMPLE	12/17/20	14	4-8	.500	0-2	.000	3-5	.600	1	2	3	1.6	1	1	0	0	2	11	7.0	
FLORIDA	12/31/20	1	0-1	.000	0-1	.000	0-0	.000	0	1	1	1.5	0	0	0	0	0	0	5.8	
at Alabama	01/04/21	2	0-2	.000	0-0	.000	0-0	.000	0	0	0	1.3	1	0	0	0	0	0	5.0	
at #10/8 Kentucky	01/10/21	5	1-2	.500	1-1	1.000	0-0	.000	0	1	1	1.3	2	0	0	0	0	3	4.8	
at Vanderbilt	01/14/21	20	3-8	.375	0-2	.000	0-2	.000	0	3	3	1.4	1	1	1	0	2	6	4.9	
#15/16 ARKANSAS	01/18/21	4	1-1	1.000	0-0	.000	1-2	.500	0	1	1	1.4	1	1	1	0	0	3	4.7	
#22/23 GEORGIA	01/21/21	10	0-3	.000	0-1	.000	0-0	.000	0	0	0	1.3	2	0	1	0	0	0	4.3	
at LSU	01/24/21	1	0-0	.000	0-0	.000	0-0	.000	0	0	0	1.2	0	1	0	0	1	0	3.8	
at #21/19 Mississippi State	01/28/21	2	1-2	.500	0-0	.000	0-0	.000	1	0	1	1.2	0	0	0	0	0	2	3.8	
ALABAMA	01/31/21	4	1-1	1.000	0-0	.000	2-2	1.000	0	3	3	1.3	1	0	1	0	1	4	3.8	
at Auburn	02/04/21	13	1-5	.200	1-2	.500	0-0	.000	0	1	1	1.3	0	0	1	0	0	3	3.7	
MISSOURI	02/11/21	3	0-2	.000	0-1	.000	1-2	.500	0	0	0	1.2	0	0	0	0	0	1	3.6	
LSU	02/14/21	2	0-0	.000	0-0	.000	4-6	.667	0	0	0	1.1	2	0	1	0	0	4	3.6	
at #21/21 Tennessee	02/18/21	18	1-5	.200	0-2	.000	2-4	.500	0	2	2	1.2	1	0	1	1	0	4	3.6	
#17/17 KENTUCKY	02/21/21	3	1-2	.500	0-1	.000	2-2	1.000	0	0	0	1.1	0	0	1	0	0	4	3.6	
OLE MISS	02/25/21	4	0-2	.000	0-1	.000	0-0	.000	0	1	1	1.1	0	0	1	1	2	0	3.5	
at #3/3 Texas A&M	02/28/21	2	0-2	.000	0-1	.000	0-0	.000	0	0	0	1.0	2	0	0	0	0	0	3.3	
vs Alabama	03/05/21	4	0-0	.000	0-0	.000	0-0	.000	0	1	1	1.0	0	0	1	0	0	0	3.1	
vs #14/16 Tennessee	03/06/21	1	0-0	.000	0-0	.000	0-0	.000	0	0	0	1.0	0	0	0	0	0	0	3.0	
vs Mercer	03/21/21	3	0-0	.000	0-0	.000	0-0	.000	0	0	0	1.0	1	0	0	0	0	0	2.9	
vs Oregon St.	03/23/21	1	0-1	.000	0-0	.000	0-0	.000	1	0	1	1.0	0	0	0	0	0	0	2.8	
<b>Totals</b>		<b>0</b>	<b>165</b>	<b>.344</b>	<b>4-20</b>	<b>.200</b>	<b>21-35</b>	<b>.600</b>	<b>3</b>	<b>21</b>	<b>24</b>	<b>1.0</b>	<b>21</b>	<b>0</b>	<b>7</b>	<b>15</b>	<b>3</b>	<b>8</b>	<b>69</b>	<b>2.8</b>

## NCAA Tournament Career Highs

Pts.....  
 FG.....  
 FGA.....1 vs. Oregon State, 3/23/21  
 3FG.....  
 3FGA.....  
 FT.....  
 FTA.....  
 Reb.....1 vs. Oregon State, 3/23/21  
 Stl.....  
 Asst.....  
 Min.....3 vs. Mercer, 3/21/21

Games played: 25  
 Minutes/game: 6.6  
 Points/game: 2.8  
 FG Pct: 34.4  
 3FG Pct: 20.0  
 FT Pct: 60.0

Rebounds/game: 1.0  
 Assists/game: 0.3  
 Turnovers/game: 0.6  
 Assist/turnover ratio: 0.5  
 Steals/game: 0.3  
 Blocks/game: 0.1





# VICTARIA SAXTON

6-2 • Jr. • Forward • Rome, Ga.

5

## Career Stats at South Carolina

Season	gp-gs	min/avg	fg-fga	pct	3fg-fga	pct	ft-fa	pct	off	def	tot	avg	pf	fo	ast	to	blk	stl	pts	avg
2018-19	28-1	291/10.4	40-70	.571	0-0	.000	36-62	.581	51	32	83	3.0	41	0	5	19	35	14	116	4.1
2019-20	33-0	512/15.5	69-121	.570	0-0	.000	39-68	.574	52	76	128	3.9	60	0	10	28	43	29	177	5.4
2020-21	28-27	640/22.9	102-182	.560	0-0	.000	49-78	.628	74	90	164	5.9	64	0	13	37	43	34	253	9.0
TOTAL	89-28	1443/16.2	211-373	.566	0-0	.000	124-208	.596	177	198	375	4.2	165	0	28	84	121	77	546	6.1

## Career Notables

- Steady contributor off the bench through her first two seasons
- Picked up first career double-double at Mizzou (1/16/20)
- Ranked No. 47 overall and No. 6 forward in the 2018 class
- Averaged 24.3 points and 14.9 rebounds as a senior, leading team to Georgia Class AA Final Four
- Finished high school career as Model's all-time leading scorer (2,622) and averaged a double-double in her career

## Season Highlights

- Team captain for the second-straight season
- Ranks sixth in the SEC in blocks per game (1.5) and eighth in offensive rebounds per game (2.6)
- In conference play, ranked fifth in blocks per game (1.4), and 10th in offensive rebounds per game (2.8)
- Impacted the NCAA Tournament second-round game against Oregon State (Mar. 23) all over the floor, finishing with seven points, six rebounds and career-high tying five blocks
- Caught fire in the second quarter of NCAA Tournament first-round game against Mercer (Mar. 21) scoring eight of her game-high and career-high tying 20 points in the quarter
- Helped close out the win against Ole Miss (Feb. 25), scoring six of her 10 points in the fourth on top of her eight rebounds and her career-high tying three steals
- Scored six of her 10 points in the opening quarter against Missouri (Feb. 11) to help Gamecocks stay close with hot-shooting Tigers
- Grabbed six of her eight rebounds at #2/5 UConn (Feb. 8) in the final 15:00 with the game in the balance
- Posted her third straight game in double figures with 11 points at Auburn (Feb. 4), while pulling down seven rebounds and tying her career high with three steals
- Controlled the glass at #21/19 Mississippi State (Jan. 28), snagging five of her 11 rebounds in the first quarter on the way to her second double-double of the season with 13 points and 11 boards
- Continued to show her glass cleaning skills against #22/23 Georgia (Jan. 21), tying the game high with 11 rebounds, including six on the offensive end, which tied her career high
- Was an offensive powerhouse at Vanderbilt (Jan. 14), scoring 13 of her career-high 20 points in the first half and finished the game going 9-of-10 from the field
- Poured in 15 points at Alabama (Jan. 4) and snagged six offensive rebounds to tie her career high, including four in the third quarter to help hold off a Crimson Tide comeback attempt
- Just missed out on a double-double against Florida (Dec. 31), tying her career high with 12 rebounds ... posted three or more blocks for third straight game
- Took over in the fourth quarter against Temple (Dec. 17), scoring 11 of her 16 points in the period
- Continued to play a vital role in the post, with nine points and nine rebounds to go along with three blocks at #23/18 Iowa State (Dec. 6)
- Made her presence felt with a nine-point, six-rebound performance against #21/20 Gonzaga (Nov. 29)
- Tied her scoring career high in the season opener against Charleston (Nov. 25) scoring 19 points and pulled down a career-best 12 rebounds in the contest

## Awards

2019 SEC All-Freshman Team  
2x SEC Academic Honor Roll (2018-19, 2019-20)

## Miscellaneous

	Season	Career	Record
Double-Doubles	2	3	2-0
20+ Points	2	2	2-0
10+ Points	11	19	19-0
10+ Rebounds	4	5	5-0
5+ Blocks	2	3	3-0
Tm-High Points	3	4	4-0
Tm-High Rebs.	2	5	5-0

## Career Highs

Pts	20, 2x, last vs. Mercer, 3/21/21
FG	9 at Vanderbilt, 1/14/21
FGA	11 at Alabama, 1/4/21
FT	8 vs. Georgia, 2/14/19
FTA	8, 4x, last vs. College of Charleston, 11/25/20
Reb	12, 2x, last vs. Florida, 12/31/20
Off Reb	6, 4x, last vs. Georgia, 1/21/21
Blk	5, 3x, last vs. Oregon State, 3/23/21
Stl	3, 6x, last vs. Ole Miss, 2/25/21
Asst	2, 6x, last vs. Oregon State, 3/23/21
Min	31, 2x, last vs. Oregon State, 3/23/21

## SEC Career Highs

Pts	20 at Vanderbilt, 1/14/21
FG	9 at Vanderbilt, 1/14/21
FGA	11 at Alabama, 1/4/21
FT	8 vs. Georgia, 2/14/19
FTA	8, 3x, last vs. Vanderbilt, 2/17/20
Reb	12 vs. Florida, 12/31/20
Off Reb	6, 3x, last vs. Georgia, 1/21/21
Blk	4 vs. Auburn, 2/13/20
Stl	3, 5x, last vs. Ole Miss, 2/25/21
Asst	2, 2x, last at Mississippi State, 1/28/21
Min	30 vs. Florida, 12/31/20

## NCAA Tournament Career Highs

Pts	20 vs. Mercer, 3/21/21
FG	7 vs. Mercer, 3/21/21
FGA	10 vs. Mercer, 3/21/21
FT	6 vs. Mercer, 3/21/21
FTA	7 vs. Mercer, 3/21/21
Reb	6, 2x, last vs. Oregon State, 3/23/21
Off Reb	3, 2x, last vs. Mercer, 3/21/21
Blk	5 vs. Oregon State, 3/23/21
Stl	2 vs. Oregon State, 3/23/21
Asst	2 vs. Oregon State, 3/23/21
Min	31 vs. Oregon State, 3/23/21

## CAREER NCAA TOURNAMENT GAME-BY-GAME

Date	Opponent	GS	MIN	FG-A	3FG-A	FT-A	Reb	PF	A	TO	B	S	TP
3/22/19	Belmont		9	2-4	0-0	0-0	5	3	0	2	0	0	4
3/24/19	#25/22 Florida State		6	0-1	0-0	2-2	2	1	0	1	2	0	2
3/30/19	vs. #1/1 Baylor		9	1-1	0-0	0-0	2	2	1	1	1	0	2
3/21/21	Mercer	*	30	7-10	0-0	6-7	6	1	1	2	1	0	20
3/23/21	Oregon State	*	31	2-5	0-0	3-3	6	2	2	2	5	2	7
<b>Totals</b>		<b>2</b>	<b>85</b>	<b>12-21</b>	<b>0-0</b>	<b>11-12</b>	<b>21</b>	<b>9</b>	<b>4</b>	<b>8</b>	<b>9</b>	<b>2</b>	<b>35</b>
			<b>17.0</b>	<b>.571</b>	<b>-</b>	<b>.917</b>	<b>4.2</b>	<b>0.8</b>			<b>1.8</b>	<b>0.4</b>	<b>7.0</b>

## SAXTON 2020-21 GAME-BY-GAME

Opponent	Date	gs	min	Total		3-Pointers		Free throws		Rebounds				pf	a	t/o	blk	stl	pts	avg
				fg-fga	pct	3fg-fga	pct	ft-fa	pct	off	def	tot	avg							
COL. OF CHARLESTON	11/25/20	*	18	7-9	.778	0-0	.000	5-8	.625	6	6	12	12.0	1	2	0	5	2	19	19.0
vs South Dakota	11/28/20	*	15	2-5	.400	0-0	.000	0-0	.000	2	1	3	7.5	2	0	1	2	1	4	11.5
vs #21/20 Gonzaga	11/29/20	*	22	3-4	.750	0-0	.000	3-4	.750	1	5	6	7.0	2	1	3	0	2	9	10.7
#8/6 NC STATE	12/03/20	*	15	0-1	.000	0-0	.000	0-0	.000	0	3	3	6.0	4	0	1	0	0	0	8.0
at #23/18 Iowa State	12/06/20	*	32	4-9	.444	0-0	.000	1-2	.500	3	6	9	6.6	4	1	4	3	0	9	8.2
TEMPLE	12/17/20	*	22	7-9	.778	0-0	.000	2-3	.667	3	4	7	6.7	2	0	1	4	0	16	9.5
FLORIDA	12/31/20	*	30	4-9	.444	0-0	.000	1-2	.500	5	7	12	7.4	1	0	4	3	3	9	9.4
at Alabama	01/04/21	*	26	6-11	.545	0-0	.000	3-7	.429	6	0	6	7.3	2	0	0	1	1	15	10.1
at #10/8 Kentucky	01/10/21	*	27	3-5	.600	0-0	.000	1-4	.250	1	1	2	6.7	2	0	0	1	2	7	9.8
at Vanderbilt	01/14/21	*	21	9-10	.900	0-0	.000	2-5	.400	1	1	2	6.2	0	1	0	1	1	20	10.8
#15/16 ARKANSAS	01/18/21	*	18	5-8	.625	0-0	.000	0-1	.000	0	4	4	6.0	2	0	1	1	0	10	10.7
#22/23 GEORGIA	01/21/21	*	17	3-5	.600	0-0	.000	3-4	.750	6	5	11	6.4	3	0	2	2	1	9	10.6
at LSU	01/24/21	*	25	2-5	.400	0-0	.000	0-2	.000	2	3	5	6.3	3	0	1	1	1	4	10.1
at #21/19 Mississippi State	01/28/21	*	27	5-8	.625	0-0	.000	3-3	1.000	6	5	11	6.6	2	2	0	1	1	13	10.3
ALABAMA	01/31/21	*	18	5-7	.714	0-0	.000	0-0	.000	0	1	1	6.3	2	0	1	2	1	10	10.3
at Auburn	02/04/21	*	23	4-9	.444	0-0	.000	3-3	1.000	1	6	7	6.3	0	0	1	1	3	11	10.3
at #2/5 UConn	02/08/21	*	23	2-3	.667	0-0	.000	1-2	.500	4	4	8	6.4	3	0	1	0	0	5	10.0
MISSOURI	02/11/21	*	19	3-8	.375	0-0	.000	4-6	.667	3	3	6	6.4	1	0	1	1	1	10	10.0
LSU	02/14/21	*	28	3-8	.375	0-0	.000	2-2	1.000	2	3	5	6.3	3	0	1	3	3	8	9.9
at #21/21 Tennessee	02/18/21	*	26	2-4	.500	0-0	.000	2-2	1.000	3	3	6	6.3	4	0	0	2	2	6	9.7
#17/17 KENTUCKY	02/21/21	*	20	3-7	.429	0-0	.000	2-4	.500	3	3	6	6.3	2	1	1	0	0	8	9.6
OLE MISS	02/25/21	*	25	5-6	.833	0-0	.000	0-0	.000	3	5	8	6.4	2	0	1	0	3	10	9.6
at #3/3 Texas A&M	02/28/21	*	18	1-5	.200	0-0	.000	0-1	.000	3	1	4	6.3	3	0	2	2	0	2	9.3
vs Alabama	03/05/21	*	22	3-8	.375	0-0	.000	0-0	.000	3	0	3	6.1	2	2	1	0	2	6	9.2
vs #14/16 Tennessee	03/06/21	*	16	1-2	.500	0-0	.000	1-1	1.000	1	1	2	6.0	3	0	2	1	0	3	8.9
vs #16/21 Georgia	03/07/21	*	26	1-2	.500	0-0	.000	1-2	.500	1	2	3	5.8	4	0	3	0	2	3	8.7
vs Mercer	03/21/21	*	30	7-10	.700	0-0	.000	6-7	.857	3	3	6	5.9	3	1	2	1	0	20	9.1
vs Oregon St.	03/23/21	*	31	2-5	.400	0-0	.000	3-3	1.000	2	4	6	5.9	2	2	2	5	2	7	9.0
<b>Totals</b>			<b>27</b>	<b>640</b>	<b>102-182</b>	<b>.560</b>	<b>0-0</b>	<b>49-78</b>	<b>.628</b>	<b>74</b>	<b>90</b>	<b>164</b>	<b>5.9</b>	<b>64</b>	<b>13</b>	<b>37</b>	<b>43</b>	<b>34</b>	<b>253</b>	<b>9.0</b>

Games played: 28  
 Minutes/game: 22.9  
 Points/game: 9.0  
 FG Pct: 56.0  
 FT Pct: 62.8

Rebounds/game: 5.9  
 Assists/game: 0.5  
 Turnovers/game: 1.3  
 Assist/turnover ratio: 0.4  
 Steals/game: 1.2  
 Blocks/game: 1.5

## SAXTON 2019-20 GAME-BY-GAME

Opponent	Date	gs	min	Total		3-Pointers		Free throws		Rebounds				pf	a	t/o	blk	stl	pts	avg	
				fg-fga	pct	3fg-fga	pct	ft-fa	pct	off	def	tot	avg								
ALABAMA STATE	11/05/19		20	3-5	.600	0-0	.000	3-6	.500	0	5	5	5.0	3	2	3	1	1	9	9.0	
at #4/5 Maryland	11/10/19		12	1-2	.500	0-0	.000	0-0	.000	0	3	3	4.0	1	0	1	0	0	2	5.5	
at Dayton	11/13/19		19	5-7	.714	0-0	.000	3-4	.750	2	4	6	4.7	4	0	1	3	1	13	8.0	
APPALACHIAN STATE	11/17/19		23	4-6	.667	0-0	.000	2-3	.667	1	5	6	5.0	4	2	0	4	0	10	8.5	
USC UPSTATE	11/21/19		20	6-8	.750	0-0	.000	2-7	.286	5	3	8	5.6	0	0	0	1	2	14	9.6	
at Clemson	11/24/19		10	1-3	.333	0-0	.000	0-0	.000	2	1	3	5.2	2	0	0	0	1	2	8.3	
vs #17/23 Indiana	11/28/19		14	1-1	1.000	0-0	.000	0-0	.000	1	2	3	4.9	4	0	3	0	0	2	7.4	
vs Washington State	11/29/19		12	1-2	.500	0-0	.000	0-0	.000	2	0	2	4.5	0	0	0	0	0	2	6.8	
vs #2/2 Baylor	11/30/19		10	1-1	1.000	0-0	.000	0-0	.000	0	0	0	4.0	2	0	0	0	0	2	6.2	
at Temple	12/07/19		6	1-1	1.000	0-0	.000	0-0	.000	2	0	2	3.8	1	0	1	0	0	2	5.8	
PURDUE	12/15/19		13	0-4	.000	0-0	.000	0-0	.000	0	0	0	3.5	2	1	0	0	1	0	5.3	
DUKE	12/19/19		17	4-4	1.000	0-0	.000	0-2	.000	0	2	2	3.3	0	0	1	2	2	8	5.5	
#25/21 SOUTH DAKOTA	12/22/19		17	3-5	.600	0-0	.000	2-4	.500	2	2	4	3.4	3	0	1	0	1	0	8	5.7
#13/13 KENTUCKY	01/02/20		19	2-2	1.000	0-0	.000	7-8	.875	0	4	4	3.4	2	0	0	0	1	11	6.1	
at Alabama	01/05/20		18	2-6	.333	0-0	.000	2-2	1.000	4	1	5	3.5	3	1	0	2	0	6	6.1	
#21/21 ARKANSAS	01/09/20		11	2-2	1.000	0-0	.000	0-0	.000	1	1	2	3.4	3	0	0	1	1	4	5.9	
at Vanderbilt	01/12/20		12	3-4	.750	0-0	.000	2-4	.500	3	0	3	3.4	3	0	0	0	1	8	6.1	
at Mizzou	01/16/20		18	4-6	.667	0-0	.000	2-4	.500	6	4	10	3.8	1	0	1	2	0	10	6.3	
#9/9 MISSISSIPPI ST	01/20/20		12	0-1	.000	0-0	.000	0-0	.000	0	0	0	3.6	0	0	1	2	0	0	5.9	
at Georgia	01/26/20		21	3-6	.500	0-0	.000	0-0	.000	1	2	3	3.6	1	0	2	3	1	6	6.0	
at Ole Miss	01/30/20		12	2-3	.667	0-0	.000	1-2	.500	2	3	5	3.6	0	2	0	0	2	5	5.9	
#22/22 TENNESSEE	02/02/20		15	1-5	.200	0-0	.000	2-4	.500	2	2	4	3.6	4	0	2	3	2	4	5.8	
at #25/- Arkansas	02/06/20		18	1-5	.200	0-0	.000	2-3	.667	3	1	4	3.7	4	1	0	0	2	4	5.7	
#5/6 UCONN	02/10/20		8	0-0	.000	0-0	.000	0-0	.000	0	0	0	3.5	0	0	1	0	0	0	5.5	
AUBURN	02/13/20		22	1-3	.333	0-0	.000	2-3	.667	2	6	8	3.7	1	0	0	4	3	4	5.4	
VANDERBILT	02/17/20		15	2-3	.667	0-0	.000	4-8	.500	2	3	5	3.7	0	0	0	3	2	8	5.5	
LSU	02/20/20		17	1-1	1.000	0-0	.000	0-0	.000	0	2	2	3.7	2	1	3	1	0	2	5.4	
at #14/16 Kentucky	02/23/20		16	0-1	.000	0-0	.000	0-0	.000	1	3	4	3.7	4	0	1	3	1	0	5.2	
at Florida	02/27/20		20	4-9	.444	0-0	.000	0-0	.000	2	6	8	3.8	1	0	2	1	1	8	5.3	
#12/14 TEXAS A&M	03/01/20		14	2-4	.500	0-0	.000	0-0	.000	1	4	5	3.9	1	0	2	1	0	4	5.3	
vs Georgia	03/06/20		18	5-6	.833	0-0	.000	1-2	.500	1	3	4	3.9	0	0	1	3	2	11	5.5	
vs #25/- Arkansas	03/07/20		17	1-3	.333	0-0	.000	0-0	.000	3	1	4	3.9	1	0	0	2	0	2	5.3	
vs #9/9 Mississippi St	03/08/20		16	2-2	1.000	0-0	.000	2-2	1.000	1	3	4	3.9	3	0	1	1	0	6	5.4	
<b>Totals</b>			<b>0</b>	<b>512</b>	<b>69-121</b>	<b>.570</b>	<b>0-0</b>	<b>39-68</b>	<b>.574</b>	<b>52</b>	<b>76</b>	<b>128</b>	<b>3.9</b>	<b>60</b>	<b>10</b>	<b>28</b>	<b>43</b>	<b>29</b>	<b>177</b>	<b>5.4</b>	

Games played: 33  
 Minutes/game: 15.5  
 Points/game: 5.4  
 FG Pct: 57.0  
 FT Pct: 57.4

Rebounds/game: 3.9  
 Assists/game: 0.3  
 Turnovers/game: 0.8  
 Assist/turnover ratio: 0.4  
 Steals/game: 0.9  
 Blocks/game: 1.3

## SAXTON 2018-19 GAME-BY-GAME

Opponent	Date	gs	min	Total		3-Pointers		Free throws		Rebounds				pf	a	t/o	blk	stl	pts	avg	
				fg-fga	pct	3fg-fga	pct	f-fa	pct	off	def	tot	avg								
at Alabama State	11/11/18		20	4-5	.800	0-0	.000	1-4	.250	1	1	2	2.0	2	0	2	2	3	9	9.0	
CLEMSON	11/15/18		14	2-6	.333	0-0	.000	2-4	.500	5	2	7	4.5	1	0	0	5	1	6	7.5	
#9/10 MARYLAND	11/18/18		14	0-3	.000	0-0	.000	3-4	.750	3	1	4	4.3	1	0	0	2	0	3	6.0	
vs ETSU	11/22/18		11	1-1	1.000	0-0	.000	2-2	1.000	0	1	1	3.5	3	0	2	2	0	4	5.5	
vs #9/8 Oregon State	11/23/18		dnp	-	-	-	-	-	-	-	-	-	-	-	-	-	-	-	-	-	
vs Drake	11/24/18		2	1-1	1.000	0-0	.000	0-0	.000	0	0	0	2.8	2	0	0	0	0	2	4.8	
DAYTON	11/28/18		4	0-0	.000	0-0	.000	0-0	.000	0	1	1	2.5	0	0	0	0	0	0	4.0	
#4/5 BAYLOR	12/02/18		4	0-0	.000	0-0	.000	0-2	.000	1	1	2	2.4	2	0	1	0	0	0	3.4	
APPALACHIAN STATE	12/05/18		13	1-1	1.000	0-0	.000	0-3	.000	1	0	1	2.3	2	0	3	1	0	2	3.3	
TEMPLE	12/21/18		12	3-4	.750	0-0	.000	3-3	1.000	2	1	3	2.3	4	0	0	0	1	9	3.9	
FURMAN	12/30/18		10	2-4	.500	0-0	.000	0-0	.000	3	0	3	2.4	0	0	1	3	0	4	3.9	
at #21/21 Texas A&M	01/03/19		3	0-1	.000	0-0	.000	0-0	.000	2	0	2	2.4	0	0	0	1	0	0	3.5	
ALABAMA	01/06/19		8	2-4	.500	0-0	.000	1-1	1.000	2	0	2	2.3	0	0	0	1	2	5	3.7	
FLORIDA	01/10/19		9	0-0	.000	0-0	.000	0-2	.000	1	1	2	2.3	1	0	0	0	0	0	3.4	
at LSU	01/13/19		11	1-1	1.000	0-0	.000	3-6	.500	4	0	4	2.4	0	0	0	0	1	5	3.5	
at #7/6 Mississippi State	01/17/19		dnp	-	-	-	-	-	-	-	-	-	-	-	-	-	-	-	-	-	
#25- MISSOURI	01/21/19		6	0-0	.000	0-0	.000	0-0	.000	1	1	2	2.4	2	0	0	1	1	0	3.3	
VANDERBILT	01/28/19		13	2-4	.500	0-0	.000	0-0	.000	3	5	8	2.8	3	1	1	1	0	4	3.3	
at #19/15 Kentucky	01/31/19		4	1-1	1.000	0-0	.000	0-2	.000	1	1	2	2.7	0	1	0	0	0	2	3.2	
at Arkansas	02/03/19		20	7-7	1.000	0-0	.000	5-5	1.000	5	4	9	3.1	0	1	0	3	0	19	4.1	
OLE MISS	02/07/19		14	5-7	.714	0-0	.000	2-4	.500	2	1	3	3.1	3	0	1	2	2	12	4.5	
at #4/5 UConn	02/11/19		18	0-2	.000	0-0	.000	1-2	.500	2	0	2	3.0	2	0	1	3	2	1	4.4	
GEORGIA	02/14/19		19	0-1	.000	0-0	.000	8-8	1.000	3	3	6	3.1	1	1	2	3	1	8	4.5	
at Florida	02/17/19		7	2-3	.667	0-0	.000	2-4	.500	1	1	2	3.1	4	0	0	1	0	6	4.6	
#16/17 KENTUCKY	02/21/19	*	27	3-8	.375	0-0	.000	1-4	.250	2	4	6	3.2	0	0	1	1	0	7	4.7	
at Tennessee	02/24/19		0	0-0	.000	0-0	.000	0-0	.000	0	0	0	3.1	0	0	0	0	0	0	4.5	
at Auburn	02/28/19		5	0-0	.000	0-0	.000	0-0	.000	0	0	0	3.0	2	0	0	0	0	0	4.3	
#5/5 MISSISSIPPI ST	03/03/19		dnp	-	-	-	-	-	-	-	-	-	-	-	-	-	-	-	-	-	
vs Arkansas	03/08/19		dnp	-	-	-	-	-	-	-	-	-	-	-	-	-	-	-	-	-	
BELMONT	03/22/19		9	2-4	.500	0-0	.000	0-0	.000	3	2	5	3.0	3	0	2	0	0	4	4.3	
#25/22 FLORIDA STATE	03/24/19		5	0-1	.000	0-0	.000	2-2	1.000	2	0	2	3.0	1	0	1	2	0	2	4.2	
vs #1/1 Baylor	03/30/19		9	1-1	1.000	0-0	.000	0-0	.000	1	1	2	3.0	2	1	1	1	0	2	4.1	
Totals			1	291	40-70	.571	0-0	.000	36-62	.581	51	32	83	3.0	41	5	19	35	14	116	4.1

Games played: 28  
 Minutes/game: 10.4  
 Points/game: 4.1  
 FG Pct: 57.1  
 FT Pct: 58.1

Rebounds/game: 3.0  
 Assists/game: 0.2  
 Turnovers/game: 0.7  
 Assist/turnover ratio: 0.3  
 Steals/game: 0.5  
 Blocks/game: 1.3



# OLIVIA THOMPSON

5-8 • So. • Guard • Lexington, S.C.

0

## Career Stats at South Carolina

Season	gp-gs	min/avg	fg-fga	pct	3fg-fga	pct	ft-fa	pct	off	def	tot	avg	pf	fo	ast	to	blk	stl	pts	avg
2019-20	22-0	111/5.0	13-41	.317	11-36	.306	0-0	.000	1	3	4	0.2	5	0	5	4	1	1	37	1.7
2020-21	19-0	51/2.7	6-17	.353	4-13	.308	0-0	.000	2	3	5	0.3	3	0	1	4	0	2	16	0.8
TOTAL	41-0	162/4.0	19-58	.328	15-49	.306	0-0	.000	3	6	9	0.2	8	0	6	8	1	3	53	1.3

## Career Notables

- Began career as a walk-on and earned a scholarship prior to the 2020-21 season
- Great energy, great teammate
- Hit at least one 3-pointer in eight of her 22 games played as a freshman
- SCBCA Class 5A Player of the Year (2019)

## Season Highlights

- Has played in 19 games this season, including 11 SEC appearances and the SEC Tournament semifinal
- Scored five points in the season opener against Charleston (Nov. 25), including one bucket from beyond the arc

## Awards

SEC First-Year Academic Honor Roll (2019-20)

## Miscellaneous

	Season	Career	Record
10+ Points	0	1	1-0

## Career Highs

Pts	10 vs. Alabama State, 11/5/19
FG	4 vs. Alabama State, 11/5/19
FGA	7 vs. Alabama State, 11/5/19
3FG	2, 3x, last at Florida, 2/27/20
3FGA	6 at Ole Miss, 1/30/20
FT	
FTA	
Reb	2 vs. Florida, 12/31/20
Blk	1 at Clemson, 11/24/19
Stl	1, 3x, last at Tennessee, 2/18/21
Asst	2 vs. USC Upstate, 11/21/19
Min	14 at Ole Miss, 1/30/20

## SEC Career Highs

Pts	6, 2x, last at Florida, 2/27/20
FG	2, 2x last at Florida, 2/27/20
FGA	6, 2x, last vs. Vanderbilt, 2/17/20
3FG	2, 2x, last at Florida, 2/27/20
3FGA	6 at Ole Miss, 1/30/20
FT	
FTA	
Reb	2 vs. Florida, 12/31/20
Blk	
Stl	1, 2x, last at Tennessee, 2/18/21
Asst	1, 3x, last vs Georgia, 1/21/21
Min	14 at Ole Miss, 1/30/20

## CAREER NCAA TOURNAMENT GAME-BY-GAME

Date	Opponent	GS	MIN	FG-A	3FG-A	FT-A	Reb	PF	A	TO	B	S	TP
3/21/21	Mercer		1	0-0	0-0	0-0	0	0	0	0	0	0	0
3/23/21	Oregon State		1	0-1	0-1	0-0	0	0	0	0	0	0	0
<b>Totals</b>		<b>0</b>	<b>2</b>	<b>0-0</b>	<b>0-0</b>	<b>0-0</b>	<b>0</b>	<b>0</b>	<b>0</b>	<b>0</b>	<b>0</b>	<b>0</b>	<b>0</b>
			<b>1.0</b>	<b>.000</b>	<b>.000</b>	<b>--</b>							

## THOMPSON 2020-21 GAME-BY-GAME

Opponent	Date	gs	min	Total		3-Pointers		Free throws		Rebounds				pf	a	t/o	blk	stl	pts	avg
				fg-fga	pct	3fg-fga	pct	ft-fa	pct	off	def	tot	avg							
COL. OF CHARLESTON	11/25/20	8	2-4	500	1-2	500	0-0	.000	0	0	0	0.0	0	0	1	0	0	0	5	5.0
vs South Dakota	11/28/20	6	1-1	1,000	1-1	1,000	0-0	.000	0	0	0	0.0	1	0	0	0	0	0	3	4.0
#8/6 NC STATE	12/03/20	0	0-0	.000	0-0	.000	0-0	.000	0	0	0	0.0	0	0	0	0	0	0	0	2.7
at #23/18 Iowa State	12/06/20	4	0-1	.000	0-1	.000	0-0	.000	1	0	1	0.3	0	0	1	0	0	0	2	2.0
TEMPLE	12/17/20	5	1-4	250	0-3	.000	0-0	.000	1	0	1	0.4	0	0	0	0	0	0	2	2.0
FLORIDA	12/31/20	5	0-1	.000	0-0	.000	0-0	.000	0	2	2	0.7	0	0	0	0	0	0	0	1.7
at Alabama	01/04/21	1	0-0	.000	0-0	.000	0-0	.000	0	0	0	0.6	0	0	0	0	0	1	0	1.4
at #10/8 Kentucky	01/10/21	0	0-0	.000	0-0	.000	0-0	.000	0	0	0	0.5	0	0	0	0	0	0	0	1.3
at Vanderbilt	01/14/21	5	1-3	333	1-3	333	0-0	.000	0	1	1	0.6	1	0	0	0	0	3	1.4	
#22/23 GEORGIA	01/21/21	3	0-0	.000	0-0	.000	0-0	.000	0	0	0	0.5	0	1	0	0	0	0	0	1.3
at #21/19 Mississippi State	01/28/21	1	1-1	1,000	1-1	1,000	0-0	.000	0	0	0	0.5	0	0	0	0	0	3	1.5	
ALABAMA	01/31/21	2	0-0	.000	0-0	.000	0-0	.000	0	0	0	0.4	0	0	0	0	0	0	0	1.3
at Auburn	02/04/21	5	0-0	.000	0-0	.000	0-0	.000	0	0	0	0.4	1	0	0	0	0	0	0	1.2
MISSOURI	02/11/21	2	0-1	.000	0-1	.000	0-0	.000	0	0	0	0.4	0	0	0	0	0	0	0	1.1
at #21/21 Tennessee	02/18/21	0	0-0	.000	0-0	.000	0-0	.000	0	0	0	0.3	0	0	1	0	1	0	1.1	
#17/17 KENTUCKY	02/21/21	1	0-0	.000	0-0	.000	0-0	.000	0	0	0	0.3	0	0	1	0	0	0	0	1.0
vs #14/16 Tennessee	03/06/21	1	0-0	.000	0-0	.000	0-0	.000	0	0	0	0.3	0	0	0	0	0	0	0	0.9
vs Mercer	03/21/21	1	0-0	.000	0-0	.000	0-0	.000	0	0	0	0.3	0	0	0	0	0	0	0	0.9
vs Oregon St.	03/23/21	1	0-1	.000	0-1	.000	0-0	.000	0	0	0	0.3	0	0	0	0	0	0	0	0.8
<b>Totals</b>		<b>0</b>	<b>51</b>	<b>6-17</b>	<b>.353</b>	<b>4-13</b>	<b>.308</b>	<b>0-0</b>	<b>.000</b>	<b>2</b>	<b>3</b>	<b>5</b>	<b>0.3</b>	<b>3</b>	<b>1</b>	<b>4</b>	<b>0</b>	<b>2</b>	<b>16</b>	<b>0.8</b>

Games played: 19  
 Minutes/game: 2.7  
 Points/game: 0.8  
 FG Pct: 35.3  
 3FG Pct: 30.8

Rebounds/game: 0.3  
 Assists/game: 0.1  
 Turnovers/game: 0.2  
 Assist/turnover ratio: 0.3  
 Steals/game: 0.1

## NCAA Tournament Career Highs

Pts	
FG	
FGA	1 vs. Oregon State, 3/23/21
3FG	
3FGA	1 vs. Oregon State, 3/23/21
FT	
FTA	
Reb	
Stl	
Asst	
Min	1, 2x, last vs. Oregon State, 3/23/21

## THOMPSON 2020-21 GAME-BY-GAME

Opponent	Date	gs	min	Total		3-Pointers		Free throws		Rebounds				pf	a	t/o	blk	stl	pts	avg
				fg-fga	pct	3fg-fga	pct	ft-fa	pct	off	def	tot	avg							
ALABAMA STATE	11/05/19	7	4-7	.571	2-5	.400	0-0	.000	0	0	0	0.0	0	1	0	0	0	10	10.0	
at Dayton	11/13/19	4	0-0	.000	0-0	.000	0-0	.000	0	0	0	0.0	0	0	0	0	0	0	5.0	
APPALACHIAN STATE	11/17/19	6	0-1	.000	0-1	.000	0-0	.000	0	0	0	0.0	0	0	0	0	0	0	3.3	
USC UPSTATE	11/21/19	10	1-5	.200	1-3	.333	0-0	.000	0	1	1	0.3	0	2	1	0	0	3	3.3	
at Clemson	11/24/19	7	1-2	.500	1-2	.500	0-0	.000	0	0	0	0.2	0	0	0	1	0	3	3.2	
PURDUE	12/15/19	4	1-2	.500	1-2	.500	0-0	.000	0	0	0	0.2	1	0	0	0	0	3	3.2	
DUKE	12/19/19	6	1-2	.500	1-2	.500	0-0	.000	0	0	0	0.1	0	0	0	0	0	3	3.1	
#25/21 SOUTH DAKOTA	12/22/19	1	0-0	.000	0-0	.000	0-0	.000	0	0	0	0.1	0	0	0	0	0	0	2.8	
#13/13 KENTUCKY	01/02/20	1	0-0	.000	0-0	.000	0-0	.000	0	0	0	0.1	0	0	1	0	0	0	2.4	
at Alabama	01/05/20	4	1-1	1.000	1-1	1.000	0-0	.000	0	0	0	0.1	1	0	0	0	0	3	2.5	
at Vanderbilt	01/12/20	7	0-2	.000	0-2	.000	0-0	.000	0	0	0	0.1	1	0	0	0	0	2.3		
at Mizzou	01/16/20	3	0-1	.000	0-1	.000	0-0	.000	0	0	0	0.1	0	0	0	0	0	2.1		
at Georgia	01/26/20	3	0-1	.000	0-1	.000	0-0	.000	0	0	0	0.1	0	0	0	0	0	1.9		
at Ole Miss	01/30/20	14	2-6	.333	2-6	.333	0-0	.000	0	1	1	0.1	2	1	1	0	0	6	2.2	
#22/22 TENNESSEE	02/02/20	2	0-0	.000	0-0	.000	0-0	.000	0	1	1	0.2	0	0	0	0	0	0	2.1	
AUBURN	02/13/20	3	0-1	.000	0-1	.000	0-0	.000	0	0	0	0.2	0	0	0	0	0	0	1.9	
VANDERBILT	02/17/20	10	0-6	.000	0-5	.000	0-0	.000	0	0	0	0.2	0	1	0	0	0	0	1.8	
at Florida	02/27/20	10	2-2	1.000	2-2	1.000	0-0	.000	1	0	1	0.2	0	0	0	0	0	6	2.1	
#12/14 TEXAS A&M	03/01/20	1	0-0	.000	0-0	.000	0-0	.000	0	0	0	0.2	0	0	0	0	0	0	1.9	
vs Georgia	03/06/20	4	0-1	.000	0-1	.000	0-0	.000	0	0	0	0.2	0	0	0	0	0	0	1.9	
vs #25/- Arkansas	03/07/20	2	0-1	.000	0-1	.000	0-0	.000	0	0	0	0.2	0	0	0	0	1	0	1.8	
vs #9/9 Mississippi St	03/08/20	2	0-0	.000	0-0	.000	0-0	.000	0	0	0	0.2	0	0	1	0	0	0	1.7	
Totals		0	111	13-41	.317	11-36	.306	0-0	.000	1	3	4	0.2	5	5	4	1	1	37	1.7

Games played: 22  
 Minutes/game: 5.0  
 Points/game: 1.7  
 FG Pct: 31.7  
 3FG Pct: 30.6

Rebounds/game: 0.2  
 Assists/game: 0.2  
 Turnovers/game: 0.2  
 Assist/turnover ratio: 1.3  
 Steals/game: 0.0  
 Blocks/game: 0.0





# ELYSA WESOLEK

6-1 • Jr. • Forward • Charleston, S.C.

# 32

## Career Stats at South Carolina

Season	gp-gs	min/avg	fg-fga	pct	3fg-fga	pct	ft-fa	pct	off	def	tot	avg	pf	fo	ast	to	blk	stl	pts	avg
2018-19	12-0	52/4.3	7-20	.350	3-10	.300	6-7	.857	8	2	10	0.8	14	0	2	4	1	1	23	1.9
2019-20	20-0	99/5.0	11-29	.379	4-13	.308	2-2	1.000	4	12	16	0.8	11	0	4	9	1	3	28	1.4
2020-21	17-0	82/4.8	3-10	.300	0-3	.000	1-4	.250	7	12	19	1.1	12	0	0	2	4	3	7	0.4
<b>TOTAL</b>	<b>49-0</b>	<b>233/4.8</b>	<b>21-59</b>	<b>.356</b>	<b>7-26</b>	<b>.269</b>	<b>9-13</b>	<b>.692</b>	<b>19</b>	<b>26</b>	<b>45</b>	<b>0.9</b>	<b>37</b>	<b>0</b>	<b>6</b>	<b>15</b>	<b>6</b>	<b>7</b>	<b>58</b>	<b>1.2</b>

## Career Notables

- Hard worker who does what the team needs and keeps a good attitude
- Four-year starter at Northwood Academy including three seasons winning South Carolina Independent School Association (SCISA) 3A state championship (2015, 2016, 2017)
- Amassed over 1,000 points in her high school career, including averaging 18.5 points as a senior

## Season Highlights

- Impressed coaches in preseason with offseason work and improvement
- Has played in 17 games this season, including 10 SEC outings and the SEC Tournament semifinal
- Scored her first SEC points of the season with four at Vanderbilt (Jan. 14)
- Played a career-high 16 minutes in the season opener against Charleston (Nov. 25), notching new career bests in rebounds (4) and blocks (2)

## Awards

2x SEC Academic Honor Roll (2018-19, 2019-20)

## Miscellaneous

	Season	Career	Record
10+ Points	0	1	1-0

## Career Highs

Pts.....10 vs. ETSU, 11/22/18  
 FG.....3, 2x, last vs. Alabama State, 11/5/19  
 FGA.....5 at Alabama State, 11/11/18  
 3FG.....2 vs. ETSU, 11/22/18  
 3FGA.....3 at Alabama State, 11/11/18  
 FT.....3 at Alabama State, 11/11/18  
 FTA.....3 at Alabama State, 11/11/18  
 Reb.....4 vs. College of Charleston, 11/25/20  
 Blk.....2 vs. College of Charleston, 11/25/20  
 Stl.....2 vs. USC Upstate, 11/21/19  
 Asst.....1, 6x, last at Missouri, 1/16/20  
 Min.....16 vs. College of Charleston, 11/25/20

## SEC Career Highs

Pts.....5, 2x, last vs. Vanderbilt, 2/17/20  
 FG.....2, 2x, last at Vanderbilt, 1/14/21  
 FGA.....3, 4x, last at Vanderbilt, 1/14/21  
 3FG.....1 at Ole Miss, 1/30/20  
 3FGA.....2 at Ole Miss, 1/30/20  
 FT.....2 at Ole Miss, 1/30/20  
 FTA.....2 at Ole Miss, 1/30/20  
 Reb.....3 at Auburn, 2/4/21  
 Blk.....1, 2x, last at Ole Miss, 1/30/20  
 Stl.....1 vs. Alabama, 1/31/21  
 Asst.....1 at Missouri, 1/16/20  
 Min.....13 at Vanderbilt, 1/14/21

## NCAA Tournament Career Highs

Pts.....  
 FG.....  
 FGA.....2 vs. Belmont, 3/22/19  
 3FG.....  
 3FGA.....  
 FT.....  
 FTA.....  
 Reb.....  
 Blk.....1 vs. Mercer, 3/21/21  
 Stl.....  
 Asst.....1 vs. Belmont, 3/22/19  
 Min.....3, 2x, last vs. Mercer, 3/21/21

## CAREER NCAA TOURNAMENT GAME-BY-GAME

Date	Opponent	GS	MIN	FG-A	3FG-A	FT-A	Reb	PF	A	TO	B	S	TP
3/22/19	Belmont		3	0-2	0-0	0-0	0	1	1	0	0	0	0
3/30/19	vs. #1/1 Baylor		1	0-0	0-0	0-0	0	1	0	0	0	0	0
3/21/21	Mercer		3	0-0	0-0	0-0	0	0	0	0	1	0	0
3/23/21	Oregon State		1	0-0	0-0	0-0	0	1	0	0	0	0	0
<b>Totals</b>			<b>8</b>	<b>0-2</b>	<b>0-0</b>	<b>0-0</b>	<b>0</b>	<b>3</b>	<b>1</b>	<b>0</b>	<b>1</b>	<b>0</b>	<b>0</b>
			<b>2.0</b>	<b>.000</b>	<b>--</b>	<b>--</b>							

## WESOLEK 2020-21 GAME-BY-GAME

Opponent	Date	gs	min	Total		3-Pointers		Free throws		Rebounds				pf	a	t/o	blk	stl	pts	avg	
				fg-fga	pct	3fg-fga	pct	ft-fa	pct	off	def	tot	avg								
COL. OF CHARLESTON	11/25/20		16	1-1	1.000	0-0	.000	0-0	.000	2	2	4	4.0	3	0	0	2	0	2	2.0	
vs South Dakota	11/28/20		1	0-0	.000	0-0	.000	0-0	.000	0	1	1	2.5	1	0	0	0	0	0	1.0	
at #23/18 Iowa State	12/06/20		4	0-1	.000	0-1	.000	0-0	.000	2	0	2	2.3	1	0	0	1	0	0	0.7	
TEMPLE	12/17/20		11	0-1	.000	0-0	.000	0-2	.000	0	3	3	2.5	1	0	0	0	1	0	0.5	
FLORIDA	12/31/20		2	0-1	.000	0-1	.000	0-0	.000	0	0	0	2.0	0	0	0	0	0	0	0.4	
at Alabama	01/04/21		1	0-0	.000	0-0	.000	0-0	.000	0	0	0	1.7	0	0	0	0	0	0	0.3	
at Vanderbilt	01/14/21		13	2-3	.667	0-0	.000	0-0	.000	1	0	1	1.6	0	0	0	0	0	4	0.9	
#22/23 GEORGIA	01/21/21		7	0-1	.000	0-1	.000	0-0	.000	0	2	2	1.6	0	0	0	0	0	0	0.8	
at #21/19 Mississippi State	01/28/21		3	0-0	.000	0-0	.000	0-0	.000	0	0	0	1.4	2	0	0	0	0	0	0.7	
ALABAMA	01/31/21		3	0-0	.000	0-0	.000	0-0	.000	0	0	0	1.3	0	0	0	0	1	0	0.6	
at Auburn	02/04/21		9	0-2	.000	0-0	.000	0-0	.000	1	2	3	1.5	1	0	1	0	0	0	0.5	
MISSOURI	02/11/21		2	0-0	.000	0-0	.000	0-0	.000	0	1	1	1.4	0	0	0	0	0	0	0.5	
at #21/21 Tennessee	02/18/21		1	0-0	.000	0-0	.000	0-0	.000	1	0	1	1.4	0	0	1	0	0	0	0.5	
#17/17 KENTUCKY	02/21/21		2	0-0	.000	0-0	.000	0-0	.000	0	1	1	1.4	2	0	0	0	0	0	0.4	
vs #14/16 Tennessee	03/06/21		3	0-0	.000	0-0	.000	1-2	.500	0	0	0	1.3	0	0	0	0	1	1	0.5	
vs Mercer	03/21/21		3	0-0	.000	0-0	.000	0-0	.000	0	0	0	1.2	0	0	0	0	1	0	0.4	
vs Oregon St.	03/23/21		1	0-0	.000	0-0	.000	0-0	.000	0	0	0	1.1	1	0	0	0	0	0	0.4	
<b>Totals</b>			<b>0</b>	<b>82</b>	<b>3-10</b>	<b>.300</b>	<b>0-3</b>	<b>.000</b>	<b>1-4</b>	<b>.250</b>	<b>7</b>	<b>12</b>	<b>19</b>	<b>1.1</b>	<b>12</b>	<b>0</b>	<b>2</b>	<b>4</b>	<b>3</b>	<b>7</b>	<b>0.4</b>

Games played: 17  
 Minutes/game: 4.8  
 Points/game: 0.4  
 FG Pct: 30.0  
 3FG Pct: 0.0

Rebounds/game: 1.1  
 Turnovers/game: 0.1  
 Steals/game: 0.2  
 Blocks/game: 0.2

## WESOLEK 2019-20 GAME-BY-GAME

Opponent	Date	gs	min	Total		3-Pointers		Free throws		Rebounds				pf	a	t/o	blk	stl	pts	avg
				fg-fga	pct	3fg-fga	pct	ft-fta	pct	off	def	tot	avg							
ALABAMA STATE	11/05/19	6		3-3	1.000	1-1	1.000	0-0	.000	0	1	1	1.0	2	1	1	0	1	7	7.0
at Dayton	11/13/19	5		0-1	.000	0-1	.000	0-0	.000	0	1	1	1.0	0	0	0	0	0	3.5	
APPALACHIAN STATE	11/17/19	8		0-2	.000	0-1	.000	0-0	.000	0	0	0	0.7	1	0	1	0	0	2.3	
USC UPSTATE	11/21/19	10		0-3	.000	0-1	.000	0-0	.000	1	1	2	1.0	0	0	1	0	2	1.8	
at Clemson	11/24/19	8		1-3	.333	1-2	.500	0-0	.000	1	1	2	1.2	0	1	1	0	3	2.0	
DUKE	12/19/19	6		0-2	.000	0-1	.000	0-0	.000	0	2	2	1.3	1	1	1	0	0	1.7	
#25/21 SOUTH DAKOTA	12/22/19	1		0-0	.000	0-0	.000	0-0	.000	0	0	0	1.1	0	0	0	0	0	1.4	
#13/13 KENTUCKY	01/02/20	2		0-0	.000	0-0	.000	0-0	.000	0	0	0	1.0	1	0	0	0	0	1.3	
at Vanderbilt	01/12/20	8		1-2	.500	0-0	.000	0-0	.000	1	1	2	1.1	0	0	1	0	2	1.3	
at Mizzou	01/16/20	2		0-1	.000	0-0	.000	0-0	.000	0	0	0	1.0	1	1	1	0	0	1.2	
at Georgia	01/26/20	3		0-0	.000	0-0	.000	0-0	.000	0	0	0	0.9	1	0	0	0	0	1.1	
at Ole Miss	01/30/20	10		1-3	.333	1-2	.500	2-2	1.000	0	1	1	0.9	1	0	0	1	0	5	1.4
#22/22 TENNESSEE	02/02/20	1		1-2	.500	0-1	.000	0-0	.000	0	0	0	0.8	0	0	0	0	0	2	1.5
AUBURN	02/13/20	2		0-0	.000	0-0	.000	0-0	.000	0	2	2	0.9	0	0	0	0	0	1.4	
VANDERBILT	02/17/20	12		2-3	.667	1-2	.500	0-0	.000	0	1	1	0.9	2	0	0	0	0	5	1.6
at Florida	02/27/20	5		1-1	1.000	0-0	.000	0-0	.000	1	0	1	0.9	1	0	0	0	0	2	1.6
#12/14 TEXAS A&M	03/01/20	1		0-0	.000	0-0	.000	0-0	.000	0	0	0	0.9	0	0	1	0	0	1.5	
vs Georgia	03/06/20	6		0-1	.000	0-0	.000	0-0	.000	0	0	0	0.8	0	0	1	0	0	1.4	
vs #25/- Arkansas	03/07/20	2		1-2	.500	0-1	.000	0-0	.000	0	1	1	0.8	0	0	0	0	2	1.5	
vs #9/9 Mississippi St	03/08/20	1		0-0	.000	0-0	.000	0-0	.000	0	0	0	0.8	0	0	0	0	0	1.4	
Totals		0	99	11-29	.379	4-13	.308	2-2	1.000	4	12	16	0.8	11	4	9	1	3	28	1.4

Games played: 20  
 Minutes/game: 5.0  
 Points/game: 1.4  
 FG Pct: 37.9  
 3FG Pct: 30.8  
 FT Pct: 100.0

Rebounds/game: 0.8  
 Assists/game: 0.2  
 Turnovers/game: 0.5  
 Assist/turnover ratio: 0.4  
 Steals/game: 0.2  
 Blocks/game: 0.1

## WESOLEK 2018-19 GAME-BY-GAME

Opponent	Date	gs	min	Total		3-Pointers		Free throws		Rebounds				pf	a	t/o	blk	stl	pts	avg	
				fg-fga	pct	3fg-fga	pct	ft-fta	pct	off	def	tot	avg								
at Alabama State	11/11/18	8		1-5	.200	0-3	.000	3-3	1.000	2	0	2	2.0	3	0	0	0	0	5	5.0	
CLEMSON	11/15/18	5		0-1	.000	0-0	.000	1-2	.500	2	0	2	2.0	1	0	0	0	1	1	3.0	
#9/10 MARYLAND	11/18/18	dnp		-	-	-	-	-	-	-	-	-	-	-	-	-	-	-	-	-	
vs ETSU	11/22/18	8		3-3	1.000	2-2	1.000	2-2	1.000	2	0	2	2.0	4	1	1	0	0	10	5.3	
vs #9/8 Oregon State	11/23/18	dnp		-	-	-	-	-	-	-	-	-	-	-	-	-	-	-	-	-	
vs Drake	11/24/18	1		0-0	.000	0-0	.000	0-0	.000	0	0	0	1.5	0	0	0	0	0	4.0		
DAYTON	11/28/18	dnp		-	-	-	-	-	-	-	-	-	-	-	-	-	-	-	-	-	
#4/5 BAYLOR	12/02/18	2		0-1	.000	0-1	.000	0-0	.000	0	0	0	1.2	0	0	0	0	0	3.2		
APPALACHIAN STATE	12/05/18	9		1-3	.333	0-2	.000	0-0	.000	0	1	1	1.2	2	0	0	0	0	2	3.0	
TEMPLE	12/21/18	8		1-2	.500	1-2	.500	0-0	.000	1	0	1	1.1	1	0	3	0	0	3	3.0	
FURMAN	12/30/18	dnp		-	-	-	-	-	-	-	-	-	-	-	-	-	-	-	-	-	
at #21/21 Texas A&M	01/03/19	dnp		-	-	-	-	-	-	-	-	-	-	-	-	-	-	-	-	-	
ALABAMA	01/06/19	dnp		-	-	-	-	-	-	-	-	-	-	-	-	-	-	-	-	-	
FLORIDA	01/10/19	dnp		-	-	-	-	-	-	-	-	-	-	-	-	-	-	-	-	-	
at LSU	01/13/19	dnp		-	-	-	-	-	-	-	-	-	-	-	-	-	-	-	-	-	
at #7/6 Mississippi State	01/17/19	dnp		-	-	-	-	-	-	-	-	-	-	-	-	-	-	-	-	-	
#25/- MISSOURI	01/21/19	dnp		-	-	-	-	-	-	-	-	-	-	-	-	-	-	-	-	-	
VANDERBILT	01/28/19	3		0-0	.000	0-0	.000	0-0	.000	0	1	1	1.1	0	0	0	0	0	0	2.6	
at #19/15 Kentucky	01/31/19	dnp		-	-	-	-	-	-	-	-	-	-	-	-	-	-	-	-	-	
at Arkansas	02/03/19	dnp		-	-	-	-	-	-	-	-	-	-	-	-	-	-	-	-	-	
OLE MISS	02/07/19	3		1-3	.333	0-0	.000	0-0	.000	1	0	1	1.1	1	0	0	1	0	2	2.6	
GEORGIA	02/14/19	dnp		-	-	-	-	-	-	-	-	-	-	-	-	-	-	-	-	-	
at Florida	02/17/19	1		0-0	.000	0-0	.000	0-0	.000	0	0	0	1.0	0	0	0	0	0	2.3		
#16/17 KENTUCKY	02/21/19	dnp		-	-	-	-	-	-	-	-	-	-	-	-	-	-	-	-	-	
at Tennessee	02/24/19	dnp		-	-	-	-	-	-	-	-	-	-	-	-	-	-	-	-	-	
at Auburn	02/28/19	dnp		-	-	-	-	-	-	-	-	-	-	-	-	-	-	-	-	-	
#5/5 MISSISSIPPI ST	03/03/19	dnp		-	-	-	-	-	-	-	-	-	-	-	-	-	-	-	-	-	
vs Arkansas	03/08/19	dnp		-	-	-	-	-	-	-	-	-	-	-	-	-	-	-	-	-	
BELMONT	03/22/19	3		0-2	.000	0-0	.000	0-0	.000	0	0	0	0.9	1	1	0	0	0	0	2.1	
#25/22 FLORIDA STATE	03/24/19	dnp		-	-	-	-	-	-	-	-	-	-	-	-	-	-	-	-	-	
vs #1/1 Baylor	03/30/19	1		0-0	.000	0-0	.000	0-0	.000	0	0	0	0.8	1	0	0	0	0	0	1.9	
Totals		0	52	7-20	.350	3-10	.300	6-7	.857	8	2	10	0.8	14	2	4	1	1	23	1.9	

Games played: 12  
 Minutes/game: 4.3  
 Points/game: 1.9  
 FG Pct: 35.0  
 3FG Pct: 30.0  
 FT Pct: 85.7

Rebounds/game: 0.8  
 Assists/game: 0.2  
 Turnovers/game: 0.3  
 Assist/turnover ratio: 0.5  
 Steals/game: 0.1  
 Blocks/game: 0.1

## SOUTH CAROLINA NCAA HISTORY

### 1982 • No. 3 Seed in Midwest Region • Sweet 16

Head Coach: Terry Kelly • Final record: 23-8 overall

Date	Opponent	Result	Score	Site	SC Points	SC Rebs.	Opp. Points	Opp. Rebs.
3/14	No. 6 East Carolina	W	79-54	Columbia, S.C.	30-Southers	19-Southers, Foster	14-Denkler	9-Chaney
3/18	vs. No. 2 Kentucky	L	69-73	Ruston, La.	23-Foster	19-Foster	29-Still	13-Still

### 1986 • No. 7 Seed in Mideast Region • First Round

Head Coach: Nancy Wilson • Final record: 19-11 overall; 9-1 Metro

Date	Opponent	Result	Score	Site	SC Points	SC Rebs.	Opp. Points	Opp. Rebs.
3/12	No. 10 Middle Tenn. St.	L	77-78 (OT)	Columbia, S.C.	24-Southers	18-Gilmore	20-Willbanks	11-Willbanks

### 1988 • No. 3 Seed in Midwest Region • Second Round

Head Coach: Nancy Wilson • Final record: 23-11 overall; 10-2 Metro

Date	Opponent	Result	Score	Site	SC Points	SC Rebs.	Opp. Points	Opp. Rebs.
3/16	No. 9 Alabama	W	77-63	Columbia, S.C.	21-Middleton	11-Parker	22-Vaughn	12-Heard
3/20	at No. 1 Texas	L	58-77	Austin, Texas	15-Parker	10-Hawkins	19-Wimbish	9-Conwell

### 1989 • No. 6 Seed in Midwest Region • First Round

Head Coach: Nancy Wilson • Final record: 23-7 overall; 10-2 Metro

Date	Opponent	Result	Score	Site	SC Points	SC Rebs.	Opp. Points	Opp. Rebs.
3/15	No. 11 Tenn. Tech	L	73-77	Columbia, S.C.	31-Hunt	12-Hunt	23-Brown	12-Clayton

### 1990 • No. 5 Seed in Mideast Region • Sweet 16

Head Coach: Nancy Wilson • Final record: 24-9 overall; 13-1 Metro

Date	Opponent	Result	Score	Site	SC Points	SC Rebs.	Opp. Points	Opp. Rebs.
3/14	No. 12 Bowling Green	W	93-50	Columbia, S.C.	22-Middleton	11-Hunt	15-Thompson	7-Bonner
3/17	at No. 4 Northwestern	W	76-67	Evanston, Ill.	21-Middleton	15-Banner	19-Savage	7-Savage, Kennelly
3/22	vs. No. 1 Washington	L	61-73	Iowa City, Iowa	20-Hunt	10-Hunt	17-Deden	10-Deden

### 1991 • No. 7 Seed in Mideast Region • First Round

Head Coach: Nancy Wilson • Final record: 22-9 overall; 12-2 Metro

Date	Opponent	Result	Score	Site	SC Points	SC Rebs.	Opp. Points	Opp. Rebs.
3/13	at No. 10 Vanderbilt	L	64-73	Nashville, Tenn.	27-Williams	14-Williams	24-Scholten	16-Scholten

### 2002 • No. 3 Seed in East Region • Elite Eight

Head Coach: Susan Walvius • Final record: 25-7 overall; 10-4 SEC

Date	Opponent	Result	Score	Site	SC Points	SC Rebs.	Opp. Points	Opp. Rebs.
3/16	No. 14 Liberty	W	69-61	Columbia, S.C.	19-Ujhelyi	14-Penn	19-Walker	9-Foreid
3/18	No. 6 Cincinnati	W	75-56	Columbia, S.C.	21-Geter	10-Geter	13-Sharp, King	8-Wilder
3/23	vs. No. 7 Drake	W	79-65	Raleigh, N.C.	19-Penn, Gortman	8-Penn	20-Bennett	8-Anderson
3/25	vs. No. 1 Duke	L	68-77	Raleigh, N.C.	17-Gortman	9-Penn	24-Beard	7-Beard, Tillis

### 2003 • No. 5 Seed in East Region • Second Round

Head Coach: Susan Walvius • Final record: 23-8 overall; 9-5 SEC

Date	Opponent	Result	Score	Site	SC Points	SC Rebs.	Opp. Points	Opp. Rebs.
3/23	vs. No. 12 Chattanooga	W	68-54	University Park, Pa.	18-Ciocan	14-Ujhelyi	18-Warfield	7-Patton
3/25	at No. 4 Penn State	L	67-77	University Park, Pa.	21-Penn	9-Penn	27-Mazzante	4-Joseph, Wright

### 2012 • No. 5 Seed in Fresno Region • Sweet 16

Head Coach: Dawn Staley • Final record: 25-10 overall; 10-6 SEC

Date	Opponent	Result	Score	Site	SC Points	SC Rebs.	Opp. Points	Opp. Rebs.
3/17	vs. No. 12 E. Michigan	W	80-48	W. Lafayette, Ind.	12-Grant	7-Bruner	14-Redditt	12-Watkins
3/19	at No. 4 Purdue	W	72-61	W. Lafayette, Ind.	21-Grant	8-Welch	15-Houser	13-Ostarello
3/25	vs. No. 1 Stanford	L	60-76	Fresno, Calif.	18-Sutton	12-Welch	39-N. Ogwumike	10-Ogwumike, Ogwumike

**2013 • No. 4 Seed in Norfolk Region • Second Round****Head Coach:** Dawn Staley • **Final record:** 25-8 overall; 11-5 SEC

Date	Opponent	Result	Score	Site	SC Points	SC Rebs.	Opp. Points	Opp. Rebs.
3/23	vs. No. 13 S. Dakota State	W	74-52	Boulder, Colo.	15-Bruner, Walker	11-Bruner	15-Eide	4-Boever, Dietel, Lingle
3/25	vs. No. 12 Kansas	L	69-75	Boulder, Colo.	16-Bruner, Welch	12-Bruner	27-Engelman	12-Gardner

**2014 • No. 1 Seed in Stanford Region • Sweet 16****Head Coach:** Dawn Staley • **Final record:** 29-5 overall; 14-2 SEC

Date	Opponent	Result	Score	Site	SC Points	SC Rebs.	Opp. Points	Opp. Rebs.
3/23	vs. No. 16 CSU Northridge	W	73-58	Seattle, Wash.	24-Mitchell	16-Coates	26-Sharpe	6-Sharpe, Fong
3/25	vs. No. 9 Oregon State	W	78-69	Seattle, Wash.	21-Welch	11-Coates, Welch	21-Weisner	9-Gibson
3/30	vs. No. 4 North Carolina	L	58-65	Palo Alto, Calif.	22-Coates	11-Coates	19-DeShields	9-Mavunga

**2015 • No. 1 Seed in Greensboro Region • Final Four****Head Coach:** Dawn Staley • **Final record:** 34-3 overall; 15-1 SEC

Date	Opponent	Result	Score	Site	SC Points	SC Rebs.	Opp. Points	Opp. Rebs.
3/20	No. 16 Savannah State	W	81-48	Columbia, S.C.	15-Wilson	9-Wilson	21-Kalu	8-Davis
3/22	No. 8 Syracuse	W	97-68	Columbia, S.C.	14-Coates, Mitchell	10-Welch	23-Peterson	7-Briana Day
3/27	vs. No. 4 North Carolina	W	67-65	Greensboro, N.C.	18-Cotes, Mitchell	10-Coates	15-Coleman	13-Mavunga
3/29	vs. No. 2 Florida State	W	80-74	Greensboro, N.C.	21-Mitchell	6-Mitchell	13-Romero	7-Romero
4/5	vs. No. 1 Notre Dame	L	65-66	Tampa, Fla.	20-Wilson	14-Welch	22-Loyd	8-Turner

**2016 • No. 1 Seed in Sioux Falls Region • Sweet 16****Head Coach:** Dawn Staley • **Final record:** 33-2 overall; 16-0 SEC

Date	Opponent	Result	Score	Site	SC Points	SC Rebs.	Opp. Points	Opp. Rebs.
3/18	No. 16 Jacksonville	W	77-41	Columbia, S.C.	22-Coates	11-Wilson	17-B. Brown	6-Mercer
3/20	No. 9 Kansas State	W	73-47	Columbia, S.C.	20-Mitchell	10-Coates	21-Lewis	9-Lewis
3/25	No. 4 Syracuse	L	72-80	Sioux Falls, S.D.	18-Coates	16-Coates	26-Peterson	13-Briana Day

**2017 • No. 1 Seed in Stockton Region • National Champion****Head Coach:** Dawn Staley • **Final record:** 33-4 overall; 14-2 SEC

Date	Opponent	Result	Score	Site	SC Points	SC Rebs.	Opp. Points	Opp. Rebs.
3/17	No. 16 UNC Asheville	W	90-40	Columbia, S.C.	22-Gray	12-Gray	12-Webb	7-Scott, Weaver
3/19	No. 8 Arizona State	W	71-68	Columbia, S.C.	21-Wilson	11-Wilson	20-Brunner	9-Brunner
3/25	vs. No. 12 Quinnipiac	W	100-58	Stockton, Calif.	28-K. Davis	8-Gray	12-Fay, Martucci	4-Fay
3/27	vs. No. 3 Florida State	W	71-64	Stockton, Calif.	23-K. Davis	7-Cliney	16-Romero	10-Slaughter
3/31	vs. No. 2 Stanford	W	62-53	Dallas, Texas	18-Gray	19-Wilson	14-McCall, Smith	14-McCall
4/2	vs. No. 1 Mississippi State	W	67-55	Dallas, Texas	23-Wilson	10-Gray, Wilson	12-Vivians	10-McCowan

**2018 • No. 2 Seed in Albany Region • Elite Eight****Head Coach:** Dawn Staley • **Final record:** 29-7 overall; 12-4 SEC

Date	Opponent	Result	Score	Site	SC Points	SC Rebs.	Opp. Points	Opp. Rebs.
3/16	No. 14 NC A&T	W	63-52	Columbia, S.C.	19-Wilson	16-Wilson	21-Green	6-Foy
3/18	No. 10 Virginia	W	66-56	Columbia, S.C.	25-Wilson	11-Wilson	16-Two players	7-Willoughby
3/24	vs. No. 11 Buffalo	W	79-63	Albany, N.Y.	20-Jennings, Wilson	13-Wilson	29-Dillard	4-Oursler
3/26	vs. No. 1 UConn	L	65-94	Albany, N.Y.	27-Wilson	8-Wilson	23-Williams	7-Collier

**2019 • No. 4 Seed in Greensboro Region • Sweet 16****Head Coach:** Dawn Staley • **Final record:** 23-10 overall; 13-4 SEC

Date	Opponent	Result	Score	Site	SC Points	SC Rebs.	Opp. Points	Opp. Rebs.
3/22	No. 13 Belmont	W	74-52	Charlotte, N.C.	15-Cooper	9-Jennings	13-Maggard	5-Harmeyer
3/24	No. 5 Florida State	W	72-64	Charlotte, N.C.	20-Herbert Harrigan	7-Jennings	19-Ekhome	18-Gillespie
3/30	No. 1 Baylor	L	68-93	Greensboro, N.C.	16-Herbert Harrigan	5-Herbert Harrigan	25-Richards	14-Cox

**Tournament Field:**

32 teams 1982, 1984-85; 40 teams 1983, 1986-88; 48 teams 1989-93; 64 teams 1994-present; the 2020 NCAA Tournament was cancelled due to the COVID-19 global pandemic. Opponents listed with regional seed, not national ranking

## SOUTH CAROLINA NCAA TOURNAMENT GAME-BY-GAME LINE SCORES (STALEY ERA)

Date	Team	Site	Result	1st	2nd	OT	Total	FG-A	Pct.	3FG-A	Pct.	FT-A	Pct.	Off-Def-Tot	PF	A	TO	Blk	Stl
3/17/12	South Carolina	N	W	39	41	-	80	32-60	.533	5-19	.263	11-14	.786	11-27-38	18	22	17	11	11
	Eastern Michigan			23	25	-	48	16-60	.267	0-3	.000	16-22	.727	16-20-36	12	10	17	3	6
3/19/12	South Carolina	A	W	33	39	-	72	28-57	.491	6-16	.375	10-20	.500	10-20-30	15	11	12	2	11
	Purdue			26	35	-	61	22-56	.393	4-10	.400	13-17	.765	16-24-40	21	16	20	5	6
3/24/12	South Carolina	N	L	30	30	-	60	25-68	.368	4-12	.333	6-10	.600	18-20-38	19	10	11	3	7
	Stanford			36	40	-	76	28-53	.528	1-1	1.000	19-25	.760	9-27-36	11	15	11	9	5
3/23/13	South Carolina	N	W	44	30	-	74	25-52	.481	4-11	.364	20-26	.769	8-32-40	13	13	15	5	10
	South Dakota State			26	26	-	52	17-52	.327	3-14	.214	15-18	.833	5-23-28	21	6	16	2	10
3/25/13	South Carolina	N	L	41	28	-	69	27-72	.375	2-8	.250	13-22	.591	26-21-47	15	9	13	4	9
	Kansas			42	33	-	75	29-63	.460	5-10	.500	12-18	.667	17-26-43	17	14	15	6	7
3/23/14	South Carolina	N	W	36	37	-	73	22-50	.440	2-9	.222	27-43	.643	15-37-52	16	17	11	8	1
	Cal St. Northridge			26	32	-	58	21-68	.309	5-15	.333	11-15	.733	13-23-36	28	8	5	4	3
3/25/14	South Carolina	N	W	34	44	-	78	20-54	.370	4-6	.667	34-43	.791	16-29-45	18	10	9	2	6
	Oregon State			25	44	-	69	25-65	.385	10-30	.333	9-18	.500	17-23-40	21	15	14	7	5
3/30/14	South Carolina	N	L	21	37	-	58	23-61	.377	4-12	.333	8-10	.800	13-22-35	19	12	13	5	5
	North Carolina			29	36	-	65	24-58	.414	4-14	.286	13-18	.722	11-24-35	15	11	12	4	7
3/20/15	South Carolina	H	W	43	38	-	81	34-53	.642	3-11	.273	10-15	.667	12-21-33	20	23	15	5	10
	Savannah State			30	18	-	48	17-51	.333	2-9	.222	12-19	.632	14-10-24	17	4	15	2	8
3/22/15	South Carolina	H	W	53	44	-	97	32-58	.552	8-19	.421	25-31	.806	9-31-40	19	20	12	4	5
	Syracuse			25	43	-	68	21-63	.333	8-26	.308	18-23	.783	13-22-35	24	8	13	4	3
3/22/15	South Carolina	N	W	29	38	-	67	20-46	.435	7-16	.438	20-28	.714	8-29-37	17	14	15	5	4
	North Carolina			25	40	-	65	23-62	.371	4-13	.308	15-20	.750	13-23-36	22	9	9	4	8
3/22/15	South Carolina	N	W	38	42	-	80	30-49	.612	2-5	.400	18-27	.667	7-21-28	18	14	12	5	6
	Syracuse			41	33	-	74	25-59	.424	8-16	.500	16-21	.762	16-17-33	26	13	12	1	4
4/5/15	South Carolina	N	L	28	37	-	65	28-65	.431	2-12	.167	7-16	.438	16-29-45	13	13	13	6	7
	Notre Dame			32	34	-	66	26-64	.406	2-5	.400	12-14	.857	10-27-37	17	16	10	6	7
3/18/16	South Carolina	H	W	32	45	-	77	29-64	.453	3-15	.200	16-24	.667	14-30-44	10	13	10	4	14
	Jacksonville			21	20	-	41	14-50	.280	4-12	.333	9-9	1.000	5-25-30	23	6	21	5	4
3/20/16	South Carolina	H	W	45	28	-	73	26-60	.433	6-22	.273	15-26	.577	18-29-47	15	11	11	6	9
	Kansas State			26	21	-	47	18-56	.321	2-14	.143	9-13	.692	12-20-32	19	9	16	2	7
3/25/16	South Carolina	N	L	43	29	-	72	28-63	.444	8-32	.250	8-14	.571	15-27-42	23	21	18	5	8
	Syracuse			33	47	-	80	29-76	.382	8-23	.348	14-21	.667	24-23-47	15	7	10	3	5
3/17/17	South Carolina	H	W	48	42	-	90	37-65	.569	4-18	.222	12-16	.750	17-28-45	15	20	5	3	10
	UNC Asheville			22	18	-	40	15-58	.259	5-15	.333	5-8	.625	13-13-26	14	6	14	1	2
3/19/17	South Carolina	H	W	33	38	-	71	22-50	.440	4-12	.333	23-28	.821	7-22-29	20	11	12	5	10
	Arizona State			39	29	-	68	24-59	.407	5-11	.333	15-20	.750	14-22-36	23	14	15	0	8
3/25/17	South Carolina	N	W	45	55	-	100	36-59	.610	10-16	.625	18-19	.947	10-25-35	12	21	13	4	8
	Quinnipiac			27	31	-	58	22-51	.431	6-13	.462	8-10	.800	5-13-18	19	11	17	2	6
3/27/17	South Carolina	N	W	40	31	-	71	26-45	.578	3-10	.300	16-20	.800	2-29-31	11	8	18	5	7
	Florida State			29	35	-	64	26-71	.366	2-15	.133	10-13	.769	18-18-36	18	12	11	1	10
3/31/17	South Carolina	N	W	20	42	-	62	23-63	.365	3-13	.231	13-21	.619	20-23-43	11	10	14	5	6
	Stanford			29	24	-	53	23-62	.371	4-14	.286	3-5	.600	16-25-41	16	13	16	5	8
4/2/17	South Carolina	N	W	36	31	-	67	25-55	.455	0-3	.000	17-22	.773	13-27-40	14	7	11	8	6
	Mississippi State			26	29	-	55	19-55	.345	2-12	.167	15-18	.833	9-18-27	19	8	10	3	4
3/16/18	South Carolina	H	W	39	24	-	63	20-52	.385	4-12	.333	19-22	.864	8-34-42	13	7	19	8	9
	NC A&T			21	31	-	52	17-58	.293	7-17	.412	11-16	.688	9-23-32	17	10	13	3	10
3/18/18	South Carolina	H	W	30	36	-	66	23-54	.426	5-13	.385	15-23	.652	11-30-41	16	16	10	5	6
	Virginia			25	31	-	56	18-57	.316	7-20	.350	13-18	.722	11-20-31	18	10	11	4	4
3/24/18	South Carolina	N	W	40	39	-	79	30-59	.508	1-5	.200	18-20	.900	16-32-48	16	21	26	5	6
	Buffalo			31	32	-	63	24-68	.353	7-24	.292	8-13	.615	9-12-21	19	15	13	2	15
3/26/18	South Carolina	N	L	33	32	-	65	28-56	.500	1-7	.143	8-13	.615	9-18-27	12	10	13	1	5
	UConn			54	40	-	94	37-63	.587	12-20	.600	8-8	1.000	8-21-29	12	25	7	3	7
3/22/19	South Carolina	H*	W	29	45	-	74	31-56	.554	5-15	.333	7-11	.636	14-24-38	16	14	14	6	6
	Belmont			16	36	-	52	18-52	.346	7-25	.280	9-11	.818	10-12-22	13	11	17	2	3
3/23/19	South Carolina	H*	W	37	35	-	72	24-56	.429	4-12	.333	20-24	.833	10-23-33	14	12	12	9	5
	Florida State			30	34	-	64	27-76	.355	3-14	.214	7-11	.636	27-23-50	23	10	13	3	5
3/30/19	South Carolina	N	L	23	45	-	68	21-63	.333	4-19	.211	22-27	.815	10-20-30	18	9	11	7	6
	Baylor			49	44	-	93	37-71	.521	1-4	.250	18-24	.750	19-35-54	20	20	14	9	8
3/21/21	South Carolina	N	W	43	36	-	79	28-62	.452	3-14	.214	20-28	.714	21-31-52	11	12	17	4	8
	Mercer			32	21	-	53	24-65	.369	3-11	.273	2-3	.667	9-18-27	21	14	12	4	9
3/23/21	South Carolina	N	W	30	29	-	59	22-62	.355	1-15	.067	14-18	.778	14-36-50	12	8	12	8	10
	Oregon State			18	24	-	42	18-57	.316	3-19	.158	3-6	.500	5-27-32	15	11	13	8	6

\* - in 2019, the team hosted games at Charlotte's Halton Arena due to the NCAA Men's Basketball Tournament hosting games in Colonial Life Arena.



## SOUTH CAROLINA NCAA TOURNAMENT RECORDS

### Team

#### Most Points Scored

**Game:** 100 vs. Quinnipiac, 3/25/17  
**Tourn.:** 461 in 2017 (6 games)

#### Fewest Points Scored

**Game:** 58 vs. North Carolina, 3/30/14  
 58 at Texas, 3/20/88  
**Tourn.:** 64 in 1991 (1 game)

#### Margin of Victory

**Game:** 43 (93-50) vs. Bowling Green, 3/14/90

#### Margin of Defeat

**Game:** 29 (65-94) vs. Connecticut, 3/26/18

#### Field Goals Made

**Game:** 37 vs. UNC Asheville, 3/17/17  
**Tourn.:** 169 in 2017 (6 games)

#### Field Goal Attempts

**Game:** 72 vs. Kansas, 3/25/13  
**Tourn.:** 337 in 2017 (6 games)

#### Field Goal Percentage

**Game:** .642 (34-53) vs. Savannah State, 3/20/15  
**Tourn.:** .526 (144-274) in 2015 (5 games)

#### 3-Point Field Goals Made (Since 1987-88)

**Game:** 10 vs. Quinnipiac, 3/25/17  
**Tourn.:** 24 in 2017 (6 games)

#### 3-Point Field Goal Attempts (Since 1987-88)

**Game:** 32 vs. Syracuse, 3/25/16  
**Tourn.:** 69 in 2016 (3 games)

#### 3-Point Field Goal Percentage (Since 1987-88)

**Game (Min. 10 3FGA):** .625 (10-16) vs. Quinnipiac, 3/25/17  
**Tourn. (Min. 20 3FGA):** .370 (10-27) in 2014 (3 games)

#### Free Throws Made

**Game:** 34 vs. Oregon State, 3/25/14  
**Tourn.:** 99 in 2017 (6 games)

#### Free Throw Attempts

**Game:** 45 vs. Alabama, 3/16/88  
**Tourn.:** 126 in 2017 (6 games)

#### Free Throw Percentage

**Game (Min. 20 FTA):** .900 (18-20) vs. Buffalo, 3/24/18  
**Tourn. (Min. 30 FTA):** .842 (32-38) in 2003

#### Total Rebounds

**Game:** 52 vs. Mercer, 3/21/21  
 52 vs. Cal State Northridge, 3/23/14  
**Tourn.:** 223 in 2017 (6 games)

#### Offensive Rebounds (Since 1987-88)

**Game:** 26 vs. Kansas, 3/25/13  
**Tourn.:** 69 in 2017 (6 games)

#### Defensive Rebounds (Since 1987-88)

**Game:** 37 vs. Cal State Northridge, 3/23/14  
 37 vs. Kentucky, 3/18/82  
**Tourn.:** 154 in 2017 (6 games)

#### Assists

**Game:** 23 vs. Savannah State, 3/20/15  
 23 vs. Bowling Green, 3/14/90  
**Tourn.:** 84 in 2015 (5 games)

#### Blocked Shots

**Game:** 11 vs. Eastern Michigan, 3/17/12  
**Tourn.:** 30 in 2017 (6 games)

#### Steals

**Game:** 16 vs. Drake, 3/23/02  
**Tourn.:** 47 in 2017 (6 games)  
 47 in 2002 (4 games)

### Individual

#### Points Scored

**Game:** 31 by Beth Hunt vs. Tennessee Tech, 3/15/89  
**Tourn.:** 115 by Aja Wilson in 2017 (6 games)  
**Career:** 306 by Aja Wilson, 2015-18 (18 games)

#### Scoring Average

**Tourn. (Min. 2 games):** 23.0 by Sheila Foster in 1982 (2 games)  
**Career (Min. 2 yrs./4 gms.):** 21.5 by Beth Hunt, 1989-90 (4 games)

#### Field Goals Made

**Game:** 13 by Brantley Southers vs. East Carolina, 3/14/82  
**Tourn.:** 42 by Alisha Gray in 2017 (6 games)  
**Career:** 109 by Aja Wilson, 2015-18 (18 games)

#### Field Goal Attempts

**Game:** 23 by Brantley Southers vs. Middle Tennessee State, 3/12/86  
**Tourn.:** 78 by Kaela Davis in 2017 (6 games)  
**Career:** 203 by Aja Wilson, 2015-18 (18 games)

#### Field Goal Percentage

**Game (Min. 10 FGA):** .846 (11-13) by Alisha Gray vs. UNC Asheville, 3/1/17  
**Tourn. (Min. 15 FGA):** .750 (21-28) by Alaina Coates in 2016 (3 games)  
**Career (Min. 30 FGA/2 yrs.):** .642 (61-95) by Alaina Coates, 2014-16 (11 games)

#### 3-Point Field Goals Made (Since 1987-88)

**Game:** 5 by Kaela Davis vs. Quinnipiac, 3/25/17  
 5 by Tina Roy vs. Syracuse, 3/25/16  
 5 by Karen Middleton at Northwestern, 3/17/90  
**Tourn.:** 10 by Karen Middleton in 1990 (3 games)  
**Career:** 17 by Tiffany Mitchell, 2013-16 (13 games)

#### 3-Point Field Goal Attempts (Since 1987-88)

**Game:** 15 by Tina Roy vs. Syracuse, 3/25/16  
**Tourn.:** 26 by Tina Roy in 2016 (3 games)  
**Career:** 61 by Tina Roy, 2012-16 (14 games)

#### 3-Point Field Goal Percentage (Since 1987-88)

**Game (Min. 5 3FGA):** 1.000 (5-5) by Karen Middleton at Northwestern, 3/17/90  
**Tourn. (Min. 10 3FGA):** .625 (10-16) by Karen Middleton in 1990 (3 games)  
**Career (Min. 20 3FGA/2 yrs.):** .407 (11-27) by Kelly Morrone, 2002-03 (6 games)

#### Free Throws Made

**Game:** 13 by Tiffany Mitchell vs. CSU Northridge, 3/23/14  
**Tourn.:** 33 by Aja Wilson in 2017 (6 games)  
**Career:** 88 by Aja Wilson, 2015-18 (18 games)

#### Free Throw Attempts

**Game:** 17 by Tiffany Mitchell vs. CSU Northridge, 3/23/14  
**Tourn.:** 41 by Aja Wilson in 2017 (6 games)  
**Career:** 113 by Aja Wilson, 2015-18 (18 games)

**Free Throw Percentage**

<b>Game (Min. 10 FTA):</b>	1.000 (10-10) by Aja Wilson vs. Quinnipiac, 3/25/17 1.000 (10-10) by Alaina Coates vs. North Carolina, 3/27/15
<b>Turn. (Min. 15 FTA):</b>	875 (14-16) by Mikiah Herbert Harrigan in 2019 (3 games)
<b>Career (Min. 20 FTA/2 yrs.):</b>	.844 (27-32) by Mikiah Herbert Harrigan 2017-20 (13 games)

**Total Rebounds**

<b>Game:</b>	19 by Aja Wilson vs. Stanford, 3/31/17 19 by Sheila Foster vs. Kentucky, 3/18/82 19 by Sheila Foster vs. East Carolina, 3/14/82 19 by Brantley Southers vs. East Carolina, 3/14/82
<b>Turn.:</b>	53 by Aja Wilson in 2017 (6 games)
<b>Career:</b>	153 by Aja Wilson, 2015-18 (18 games)

**Rebounding Average**

<b>Turn. (Min. 2 games):</b>	19.0 by Sheila Foster in 1982 (2 games)
<b>Career (Min. 2 yrs./4 gms.):</b>	10.5 by Beth Hunt, 1989-90 (4 games)

**Offensive Rebounds (Since 1987-88)**

<b>Game:</b>	9 by Aliyah Boston vs. Mercer, 3/21/21 9 by Aleighsa Welch vs. Notre Dame, 4/5/15
<b>Turn.:</b>	20 by Aja Wilson in 2017 (6 games)
<b>Career:</b>	50 by Aleighsa Welch, 2012-15 (13 games)

**Defensive Rebounds (Since 1987-88)**

<b>Game:</b>	15 by Sheila Foster vs. Kentucky, 3/18/82
<b>Turn.:</b>	34 by Aja Wilson in 2018 (4 games)
<b>Career:</b>	204 by Aja Wilson, 2015-18 (18 games)

**Assists**

<b>Game:</b>	9 by Tyasha Harris vs. Buffalo, 3/24/18 9 by Martha Parker vs. Tennessee Tech, 3/15/89
<b>Turn.:</b>	21 by Tiffany Mitchell in 2015 (5 games) 21 by Cristina Ciocan in 2002 (4 games)
<b>Career:</b>	52 by Tyasha Harris, 2017-present (13 games)

**Blocked Shots**

<b>Game:</b>	5 by Victoria Saxton vs. Oregon State, 3/23/21 5 by Aja Wilson vs. NC A&T, 3/16/18 5 by Elem Ibiam vs. Eastern Michigan, 3/17/12
<b>Turn.:</b>	16 by Aja Wilson in 2017 (6 games)
<b>Career:</b>	43 by Aja Wilson, 2015-18 (18 games)

**Steals**

<b>Game:</b>	6 by Jocelyn Penn vs. Drake, 3/23/02 6 by Monica Williams vs. Alabama, 3/16/88
<b>Turn.:</b>	12 by Bianca Cuevas-Moore in 2017 (6 games)
<b>Career:</b>	24 by Bianca Cuevas-Moore, 2015-19 (16 games)

**Opponent Records****Team**

<b>Most Points:</b>	94 by Connecticut, 3/26/18
<b>Fewest Points:</b>	40 by UNC Asheville, 3/1/17
<b>Field Goals Made:</b>	37 by Baylor, 3/30/19 37 by Connecticut, 3/26/18
<b>Field Goal Attempts:</b>	79 by Middle Tennessee State, 3/12/86
<b>FG %age:</b>	.587 (37-63) by Connecticut, 3/26/18
<b>3-Pt. FGs Made:</b>	12 by Connecticut, 3/26/18
<b>3-Pt. FG Attempts:</b>	30 by Oregon State, 3/25/14
<b>3FG %age (Min. 10 3FGA):</b>	.600 (12-20) by Connecticut, 3/26/18
<b>Free Throws Made:</b>	19 by Stanford, 3/24/12
<b>Free Throw Attempts:</b>	25 by Stanford, 3/24/12
<b>FT %age (Min. 20 FTA):</b>	.783 (18-23) by Syracuse, 3/22/15 .783 (18-23) by Vanderbilt, 3/13/91
<b>Rebounds:</b>	54 by Baylor, 3/30/19
<b>Assists:</b>	25 by Connecticut, 3/26/18
<b>Blocks:</b>	9 by Baylor, 3/30/19 9 by Stanford, 3/24/12 9 by Duke, 3/25/02
<b>Steals:</b>	15 by Buffalo, 3/24/18

**Individual**

<b>Points:</b>	29 by Cierra Dillard, Buffalo, 3/24/18 29 by Valerie Still, Kentucky, 3/18/82
<b>Field Goals Made:</b>	12 by Valerie Still, Kentucky, 3/18/82 12 by Wendy Scholtens, Vanderbilt, 3/13/91
<b>Field Goal Attempts:</b>	24 by Jewell Loyd, Notre Dame, 4/5/15
<b>FG %age (Min. 10 FGA):</b>	.818 (9-11) by Carla Bennett, Drake, 3/23/02
<b>3-Pt. FGs Made:</b>	5 by Crystal Dangerfield, UConn, 3/26/18 5 by Jamie Weisner, Oregon State, 3/25/14
<b>3-Pt. FG Attempts:</b>	12 by Sydney Wiese, Oregon State, 3/25/14
<b>3FG %age (Min. 5 3FGA):</b>	.714 (5-7) by Crystal Dangerfield, UConn, 3/26/18
<b>Free Throws Made:</b>	8 by Lauren Cox, Baylor, 3/30/19 8 by Stephanie Walker, Liberty, 3/16/02
<b>Free Throw Attempts:</b>	11 by Cierra Dillard, Buffalo, 3/24/18
<b>FT %age (Min. 10 FTA):</b>	.917 (11-12) by Nnemkadi Ogwumike, Stanford, 3/24/12
<b>Rebounds:</b>	16 by Wendy Scholtens, Vanderbilt, 3/13/91
<b>Assists:</b>	8 by Angel Goodrich, Kansas, 3/25/13 8 Jess Strom, Penn State, 3/25/03
<b>Blocks:</b>	5 by Lauren Cox, Baylor, 3/30/19
<b>Steals:</b>	6 by Cierra Dillard, Buffalo, 3/24/18