

GAME 30 | TUESDAY, MARCH 30, 2021

NCAA TOURNAMENT ELITE 8 (HEMISFAIR REGION)

7 P.M. (ET) | SAN ANTONIO, TEXAS | ALAMODOME

TV: ESPN | RADIO: 107.5 THE GAME; SiriusXM CH. 81
LIVE STATS: NCAA.COM

GAMECOCK NCAA TOURNAMENT HISTORY

Appearances.....	17 (1982, 1986, 1988, 1989, 1990, 1991, 2002, 2003, 2012, 2013, 2014, 2015, 2016, 2017, 2018, 2019, 2021)
Overall Record (Staley Era).....	33-15 (25-7)
Sweet 16s.....	11 (1982, 1990, 2002, 2012, 2014, 2015, 2016, 2017, 2018, 2019, 2021)
Elite Eights.....	5 (2002, 2015, 2017, 2018, 2021)
Final Fours.....	2 (2015, 2017)
National Championships.....	1 (2017)

Italics indicates during the Dawn Staley era

ABOUT TONIGHT'S GAME

- The Gamecocks are 1-2 all-time against Texas with their lone win coming at Texas during South Carolina's 2017 National Championship season.
- Tonight's two head coaches have extensive history from Vic Schaefer's eight seasons at Mississippi State. Dawn Staley's Gamecocks went 12-3 against Schaefer's Bulldogs, including five championship game victories (2016, 2017, 2018, 2020 SEC Tournament; 2017 NCAA National Championship).
- South Carolina is playing in its fifth NCAA Elite 8 game in program history and fourth in the last six seasons. The Gamecocks are 2-2 all-time in this round of the NCAA Tournament.

GAMECOCK NOTABLES

- Earning a No. 1 seed for the fifth time in the last seven NCAA Tournaments, South Carolina played the toughest schedule in the country, facing an NCAA-best 13 ranked opponents.
- Five different Gamecocks have scored in double-figures at least once in NCAA Tournament play this season. Three have led or tied for the team lead in scoring at least once – Aliyah Boston (tied vs. Mercer, vs. Oregon State), Zia Cooke (vs. Georgia Tech) and Victoria Saxton (tied vs. Mercer).
- South Carolina's eight 3-pointers against Georgia Tech were its second-most this season and its most since hitting eight against then-No. 15/16 Arkansas (Jan. 18).
- Through three NCAA Tournament games, South Carolina's frontcourt has scored 56.5 percent of the Gamecocks' 71.3 points per game with all three forwards averaging double figures (Aliyah Boston, 16.9 ppg, Victoria Saxton 13.0 ppg, Laeticia Amihere 11.3 ppg). The trio has done it with some range as well, scoring 11.7 of its 40.3 points per game outside the paint.
- Consensus first-team All-American and The Athletic's National Player of the Year, Aliyah Boston is among the nation's best in rebounding (15th, 11.5 rpg), blocked shots (17th, 2.6 bpg) and double-doubles (6th, 16). Already averaging a double-double for the season and in SEC play, the 6-foot-5 forward powered up in the postseason, averaging 17.7 points and 10.7 rebounds and shooting 54.4 percent in the SEC and NCAA Tournaments.
- Sophomore Zia Cooke makes up half of one of the most dynamic backcourts in the country, leading the Gamecocks with 15.6 points per game and 42 made 3-pointers. She has scored in double figures 25 times through 29 games, including all three NCAA Tournament outings. Still, the Sweet 16 game was her breakthrough at the event as she poured in 17 points, including 5-of-6 shooting from 3-point range.
- Junior forward Victoria Saxton has been locked in offensively, shooting 65.2 percent from the field in the NCAA Tournament to average 13.0 points at the event.

5	11.3	55.5
Zia Cooke's five made 3s vs. Georgia Tech tied the Gamecocks' NCAA Tournament record and her career high.	In the NCAA Tournament, forward Laeticia Amihere is scoring 11.3 points per game on 56.0 percent shooting. She entered the event scoring 6.2 points per game.	The Gamecocks have scored 55.5 percent of their 76.2 points per game in the paint. (42.3 ppg) this season.

GAMECOCKS

25-4, 14-2 SEC (#1 seed)
Ranking: 6/5 (AP/Coaches)
Head Coach: Dawn Staley
Record at SC: 330-102 (13th)
Career Record: 502-182 (21st)
Top Scorer: Zia Cooke (15.6)
Top Rebounder: Aliyah Boston (11.5)



LONGHORNS

21-9, 11-7 Big 12 (#6 seed)
Ranking: -/- (AP/Coaches)
Head Coach: Vic Schaefer
Record at UT: 21-9 (1st)
Career Record: 322-181 (16th)
Top Scorer: Charli Collier (19.5)
Top Rebounder: Charli Collier (11.5)



SCHEDULE/RESULTS












Nov. 25	Charleston (SECN+)	W, 119-88
<i>Women's Bad Boy Mowers Crossover Classic</i>		
Nov. 28	vs. South Dakota	W, 81-71
Nov. 29	vs. #21/20 Gonzaga	W, 79-72
Dec. 3	#8/6 NC State (ESPN2)	L, 46-54
<i>SEC/Big 12 Challenge</i>		
Dec. 6	at #23/18 Iowa State (ESPNU)	W, 83-65
Dec. 17	Temple (SECN)	W, 103-41
Dec. 31	Florida* (ESPNU)	W, 75-59
Jan. 4	at Alabama (SECN)	W, 77-60
Jan. 10	at #10/8 Kentucky* (ESPN)	W, 75-70
Jan. 14	at Vanderbilt* (SECN+)	W, 106-43
Jan. 18	#15/16 Arkansas* (ESPN2)	W, 104-82
Jan. 21	#22/23 Georgia* (SECN)	W, 62-50
Jan. 24	at LSU* (SECN)	W, 69-65
Jan. 28	at #21/19 Mississippi St.* (ESPN)	W, 75-52
Jan. 31	Alabama* (SECN)	W, 87-63
Feb. 4	at Auburn* (SECN+)	W, 77-58
Feb. 8	at #2/5 UConn (FS1)	L, 59-63
Feb. 11	Missouri* (SECN)	W, 77-62
Feb. 14	LSU* (SECN)	W, 66-59
Feb. 18	at #21/21 Tennessee (SECN)	L, 67-75
Feb. 21	#17/17 Kentucky* (ESPN)	W, 76-55
Feb. 25	Ole Miss* (SECN+)	W, 68-43
Feb. 28	at #3/3 Texas A&M* (ESPN2)	L, 57-65
<i>SEC Tournament (Greenville, S.C.)</i>		
Mar. 5	Alabama (SECN)	W, 75-63
Mar. 6	#14/16 Tennessee (ESPNU)	W, 67-52
Mar. 7	#16/21 Georgia (ESPN2)	W 67-62
<i>NCAA Tournament (San Antonio, Texas)</i>		
Mar. 21	vs. Mercer (ESPN)	W, 79-53
Mar. 23	vs. Oregon State (ESPN)	W, 59-42
Mar. 28	vs. Georgia Tech (ABC)	W, 76-65
Mar. 30	vs. Texas (ESPN)	7 p.m.

*All Times Listed as Eastern and are subject to change
* indicates SEC Game*

TALE OF THE TAPE

SOUTH CAROLINA	76.2	.441	.330	.679	14.4	58.7	.367	.271	+14.8	13.0	+0.2	6.9	7.4
	Points	FG%	3FG%	FT%	FTM per Game	Scoring Def.	FG% Def.	3FG% Def.	Reb. Margin	Assists	TO Margin	Blocks	Steals
TEXAS	70.1	.408	.326	.704	13.1	62.7	.423	.305	+2.7	12.5	+5.1	3.2	8.1

2020-21 SOUTH CAROLINA MEDIA ROSTER

0		<p>Olivia Thompson 5-8 • So. • Guard • Lexington, S.C.</p> <p>PPG 0.8 RPG 0.3 APG 0.1 FG% .353 FT% —</p>	<p>LAST GM: 1 min vs. Oregon St. NOTABLE: Good outside shooter ... has played in 19 games this season, hitting a 3 in four ... 2019 SCBCA Class 5A Player of the Year and SC HS Sports Report co-Statewide Player of the Year.</p>	<p>Career Highs Pts: 10 vs. Alabama St., 11/5/19 Asst: 2 vs. USC Upstate, 11/21/19 Stl: 1, 3x, at Tennessee, 2/18/21 Reb: 2 vs. Florida, 12/31/20 Min: 14 at Ole Miss, 1/30/20</p>
1		<p>Zia Cooke 5-9 • So. • Guard • Toledo, Ohio <i>ZY-uh COOK</i></p> <p>PPG 15.6 RPG 3.0 APG 2.0 FG% .385 FT% .777</p>	<p>LAST GM: 17 pts, 2 assts, 5 3FGs vs. Ga. Tech NOTABLE: Explosive, athletic guard who finds the rim and has great body control ... 12th in SEC in ppg ... 25 games of 10+ points, including five 20-pt gms ... All-SEC 1st Team; WBCA All-Region; Ann Meyers Drysdale Award Top 5 ... SEC All-Tourn</p>	<p>Career Highs Pts: 27 at Dayton 11/13/19 Reb: 7 at Dayton, 11/13/19 Asst: 5, 2x, vs. Florida, 12/31/20 Stl: 4 vs. USC Upstate, 11/21/19 Min: 37, 4x, vs. Alabama, 3/5/21</p>
2		<p>Eniya Russell 6-1 • Fr. • Guard • Baltimore, Md. <i>ih-NYE-uh</i></p> <p>PPG 2.8 RPG 1.0 APG 0.3 FG% .344 FT% .600</p>	<p>LAST GM: 1 min, 1 reb vs. Oregon St. NOTABLE: Good passer, can shoot deep 3, gets to the rim, strong pull-up game ... has played in 25 games, including all 16 in SEC ... 2 games of 10+ points ... scored 14.9 points per game as a high school senior.</p>	<p>Career Highs Pts: 14 vs. Charleston, 11/25/20 Reb: 4 vs. Charleston, 11/25/20 Asst: 2 vs. Charleston, 11/25/20 Stl: 2, 2x, at Vandy, 1/14/21 Min: 20, 2x, at Vandy, 1/14/21</p>
3		<p>Destanni Henderson 5-7 • Jr. • Guard • Fort Myers, Fla. <i>DES-tuh-nee</i></p> <p>PPG 12.0 RPG 4.8 APG 5.1 FG% .430 FT% .738</p>	<p>LAST GM: 9 pts, 7 assts, 2 stls vs. Ga. Tech NOTABLE: Confident, explosive guard ... 1st in SEC in apg ... in SEC games – 5.6 apg (1st) ... shooting 40.4% from 3 ... 3.0 stls/gm in NCAA Tournament ... 2020 and 2021 SEC All-Tournament, 2019 SEC All-Freshman Team.</p>	<p>Career Highs Pts: 23 vs. Gonzaga, 11/29/20 Reb: 9, 2x, vs. Georgia, 3/7/21 Asst: 10 vs. Arkansas, 1/18/21 Stl: 5 at Temple, 12/7/19 Min: 40, 2x, vs. Georgia, 3/7/21</p>
4		<p>Aliyah Boston 6-5 • So. • For. • St. Thomas, U.S.V.I. <i>uh-LEE-uh</i></p> <p>PPG 13.9 RPG 11.5 BPG 2.6 FG% .502 FT% .750</p>	<p>LAST GM: 9 pts, 5 rebs, 3 assts vs. Ga. Tech NOTABLE: Physical, loves contact, good range ... 15th in nation in rpg; 17th in bpg ... in NCAA Tourn. – 16.0 ppg, 10.0 rpg ... SEC Co-Def. POY ... 1st-team All-America; Naismith and Wooden finalist ... The Athletic Nat'l. POY ... SEC Tourn MVP.</p>	<p>Career Highs Pts: 28 vs. Florida, 12/31/20 Reb: 25 vs. Arkansas, 1/9/20 Blk: 10, 2x, vs. Georgia, 1/21/21 Stl: 4, 2x, S. Dakota, 11/28/20 Min: 43 at UConn, 2/8/21</p>
5		<p>Victoria Saxton 6-2 • Jr. • Forward • Rome, Ga. <i>vic-TAR-ee-uh</i></p> <p>PPG 9.1 RPG 5.9 BPG 1.5 FG% .568 FT% .628</p>	<p>LAST GM: 12 pts, 6 rebs, 1 blk vs. Ga. Tech NOTABLE: Team captain ... lithe, athletic forward, quick off the floor, great rebounder and shot blocker ... 6th in SEC in bpg, 9th in off. rpg (2.7) ... 12 gms of 10+ pts, 4 gms of 10+ rebs ... 13.0 ppg, 2.3 bpg in NCAA Tourn. ... 2019 SEC All-Fr. Tm.</p>	<p>Career Highs Pts: 20, 2x, vs. Mercer, 3/21/21 Reb: 12, 2x, vs. Florida, 12/31/20 Blk: 5, 3x, vs. Oregon St., 3/23/21 Stl: 3, 4x, at Auburn, 2/4/21 Min: 32 at Iowa State, 12/6/20</p>
11		<p>Destiny Littleton 5-9 • Jr. • Guard • San Diego, Calif.</p> <p>PPG 2.8 RPG 2.5 APG 0.8 FG% .333 FT% .800</p>	<p>LAST GM: 6 pts, 2 3FG vs. Ga. Tech NOTABLE: Big guard, good scorer/shooter ... returning from procedure to alleviate chronic ankle issues last season ... played in 26 games, 12 SEC ... scored in 15 games ... season-high 8 points 3x – at Vanderbilt, vs. Alabama, vs. Mercer.</p>	<p>Career Highs Pts: 22 vs. Northwestern St., 12/29/18* Reb: 8, 2x, vs. Charleston, 11/25/20 Asst: 7 vs. Northwestern St., 12/29/18* Stl: 3, 2x, at Oklahoma St., 2/12/19* Min: 34, 2x, vs. Kansas St., 2/17/19* <small>* indicates set prior to South Carolina</small></p>
12		<p>Brea Beal 6-1 • So. • Guard • Rock Island, Ill. <i>BREE</i></p> <p>PPG 7.4 RPG 5.1 APG 1.1 FG% .438 FT% .577</p>	<p>LAST GM: 8 pts, 5 rebs, 2 blks, 3 assts vs. GT NOTABLE: Big, physical guard who got stronger in offseason ... brings intangibles, incredible competitiveness ... takes toughest defensive assignment ... 10+ points in six games, 3 games of 10+ rebounds.</p>	<p>Career Highs Pts: 22 vs. Arkansas, 1/18/21 Reb: 13 at Missouri, 1/16/20 Asst: 4, 3x, at LSU, 1/24/21 Stl: 3, 4x, vs. Miss. State, 1/20/20 Min: 45 at UConn, 2/8/21</p>
15		<p>Laeticia Amihere 6-4 • So. • For. • Mississauga, Ontario <i>luh-TEE-shuh ah-MEE-hear</i></p> <p>PPG 6.7 RPG 5.3 BPG 0.9 FG% .395 FT% .615</p>	<p>LAST GM: 15 pts, 7 rebs vs. Ga. Tech NOTABLE: Explosive, athletic forward with solid guard skills ... in NCAA Tourn – 11.3 ppg, 8.0 rpg, .560 FG% ... 14th in SEC in bpg ... 10+ points 10 times, 10+ rebounds 3 times, 3+ blocks 4 times.</p>	<p>Career Highs Pts: 16 at Ole Miss, 1/30/20 Reb: 15 vs. NC State, 12/3/20 Blk: 3, 7x, vs. Arkansas, 1/18/21 Stl: 4 vs. Georgia, 1/21/21 Min: 30 vs. S. Dakota, 11/28/20</p>
24		<p>LeLe Grissett 6-2 • Sr. • G/F • Durham, N.C. <i>LEE-lee grih-SET</i></p> <p>PPG 6.7 RPG 4.2 APG 1.0 FG% .500 FT% .559</p>	<p>LAST GM: 2 pts, 4 rebs vs. Georgia NOTABLE: Out for NCAA Tourn with right lower leg injury ... long, versatile, high-energy guard who can play any position on the floor ... "big guard" who can score in the post and rebound ... 10+ points in 5 games.</p>	<p>Career Highs Pts: 22 at Vanderbilt, 1/18/18 Reb: 12 at Vandy, 1/14/21 Asst: 4, 2x, vs. Arkansas, 3/7/20 Stl: 4, 2x, vs. Georgia, 3/6/20 Min: 29 vs. Tennessee, 1/14/18</p>
32		<p>Elysa Wesolek 6-1 • Jr. • Forward • Charleston, S.C. <i>uh-LISS-uh WES-uh-leck</i></p> <p>PPG 0.4 RPG 1.1 BPG 0.2 FG% .300 FT% .250</p>	<p>LAST GM: 1 min vs. Oregon St. NOTABLE: Solid shooting forward ... has played in 17 games, including 10 SEC ... appeared in 20 games in 2019-20, including 10 of 16 SEC contests ... has one double-figure scoring game in her career ... 2018 SCISA Miss Basketball.</p>	<p>Career Highs Pts: 10 vs. ETSU, 11/22/18 Reb: 2, 9x, vs. Georgia, 1/21/21 Asst: 1, 6x, at Missouri, 1/16/20 Stl: 2 vs. USC Upstate, 11/21/19 Min: 13 at Vandy, 1/14/21</p>

QUICK FACTS

The University

Location: Columbia, S.C.

Founded: 1801

Enrollment: 33,176

Colors: Garnet (PMS 202C) and Black

Nickname: Gamecocks

Conference: Southeastern

President: Bob Caslen

Athletics Director: Ray Tanner

Facility: Colonial Life Arena (18,000)

Coaching Staff

Head Coach: Dawn Staley

Alma Mater: Virginia, 1992

Overall Record: 502-182 (21st season)

School Record: 330-102 (13th season)

Assoc. Head Coach, Alma Mater:

Lisa Boyer, Ithaca, 1979 (13th season)

Assistant Coaches, Alma Mater:

Fred Chmiel, Excelsior, 2001 (6th season)

Jolette Law, Iowa, 1990 (4th season)

Team Information

2019-20 Record: 32-1

Home: 15-0 Away: 12-0 Neutral: 5-1

SEC Record (Finish): 16-0 (1st)

Home: 8-0 Away: 8-0

Letterwinners Returning/Lost: 9/2

Starters Returning/Lost: 3/2

Program History

First Year of Women's Basketball: 1974-75

All-Time Record: 910-531 (47th season)

All-Time SEC Record: 216-211 (30th season)

NCAA Appearances (Last): 16 (2019)

NCAA Tournament Record: 28-14

2019 NCAA Result: Sweet 16, L, 68-93 vs. Baylor, Greensboro, N.C.

WNIT Appearances (Last): 4 (2011)

WNIT Record: 3-4

Media Relations

Women's Basketball Contact: Diana Koval

Office: 803.777.7977

Cell: 314.369.6050

Email: dkoval@mailbox.sc.edu

Press Row Phone: 803.777.6182

Women's Basketball on Social Media:

Twitter: @GamecockWBB

Instagram: @GamecockWBB

Facebook: @GamecockWBB

TikTok: @GamecockWBB

Head Coach on Social Media

Twitter: @DawnStaley

Instagram: @Staley05

Athletics Department on the Web

Website: GamecocksOnline.com

Twitter: @GamecocksOnline

Instagram: @GamecocksOnline

Facebook: Facebook.com/GamecocksOnline

YouTube: YouTube.com/GamecocksOnline

CURRENT STREAKS

	Total	Home	Road	Neut.
Overall	W8	W9	L2	W13
SEC	W2	W16	L1	—
Non-Conference	W7	W1	L1	W13
Ranked Teams	W2	W3	L2	W6

Five-Second Count

South Carolina women's basketball is in the midst of its most successful era, claiming at least 20 wins for the last 10 seasons, including four 30-win seasons in the last seven campaigns. The Gamecocks have played in the NCAA Elite Eight four times in the last six NCAA Tournaments, including winning the 2017 National Championship, and have been ranked in the AP Top 25 for 168 consecutive weeks, including 37 straight weeks in the top 10. Staley has led the Gamecocks to their only No. 1 rankings in program history (12 weeks in 2014-15, 10 weeks in 2019-20, 3 weeks in 2020-21), five SEC regular-season titles and six SEC Tournament championships.

Under Staley's leadership, six Gamecocks have earned All-America status, two have earned SEC Player of the Year honors and 16 have picked up All-SEC recognition at least once. Eight Gamecocks have been selected in the WNBA Draft in the last five years, including 2018 No. 1 overall pick Aja Wilson, who went on to become the Gamecocks' second-straight WNBA Rookie of the Year (2018) and the program's first WNBA MVP (2020).

Texas Series Notes

The Gamecocks are 1-2 all-time against the Longhorns with their lone win coming in the Dawn Staley era in a 76-67 win at Texas on Dec. 1, 2016.

South Carolina has plenty of history with Texas head coach Vic Schaefer from his eight seasons at Mississippi State. As the two programs annually battled for SEC titles, the Gamecocks built a 12-3 record against Schaefer's Bulldogs. Five of those wins delivered a trophy – SEC Tournament titles in 2016, 2017, 2018 and 2020; and the 2017 NCAA National Championship.

Neutral Stance

The Gamecocks are 143-93 (.606) all-time on a neutral court. South Carolina head coach Dawn Staley is 60-25 in games played at neutral sites, including a 37-14 mark in postseason action.

NCAA Tournament Tally

South Carolina is in its 17th NCAA Tournament and ninth straight under head coach Dawn Staley. The Gamecocks are 33-15 overall in the event with 11 Sweet 16 appearances, five Elite 8 seasons, two Final Four showings and the 2017 National Championship.

In her 21st season as a head coach, Staley has taken a team to the NCAA Tournament 15 times. She is 27-13 at the event, including a 25-7 mark at South Carolina.

WHAT MATTERS

South Carolina head coach Dawn Staley picked "What Matters" as this season's theme, reflecting the value of knowing what matters most to you – your why – and how focusing on that provides a navigational guide through challenging times.

Each Gamecock wrote her own personal statement of "What Matters" to her. Pieces of each statement were blended together as a script for the video that launched the team.

That video and each Gamecocks' personal "What Matters" statement can be found at GamecocksOnline.com/WhatMatters.

Ranked Readings

South Carolina is 85-66 against nationally ranked opponents under head coach Dawn Staley, although that record is skewed by the early seasons of her tenure. The Gamecocks are 70-26 (.729) versus ranked foes since the start of the 2014-15 campaign, including a 24-19 mark against top-10 opponents during that time.

With a 9-4 record against ranked opponents season, the Gamecocks are tied with Texas A&M for most wins over ranked opponents in the country.

Ranking Review

The Gamecocks are No. 6 in this week's AP Poll and No. 5 in the USA Today Coaches' Poll.

Ranked in the AP Top 25 for the last 168 consecutive weeks, South Carolina has the fourth-longest active streak in the nation. With 37 consecutive appearances in the top 10 of the AP Poll, the Gamecocks have the fifth-longest active streak of top-10 showings in the nation.

Schedule Strength

The Gamecocks lead the country in opponents' winning percentage (.673) and South Carolina's 13 games against nationally ranked opponents are two more than any other team in the country.

Staley's Stand

In her 21st season as a head coach, Dawn Staley has a .734 (502-182) winning percentage, which ranks 13th in the nation among active head coaches with at least 10 seasons of experience (sixth among Power 5 conference coaches). The unanimous 2020 National Coach of the Year, she became the first person to win both a Naismith Player

GAMECOCKS IN THE RANKINGS (thru games of 3/28)

Team	SEC	NCAA	Actual	Aliyah Boston	SEC	NCAA	Actual
Scoring Offense	2	23	76.2	Scoring Avg.	21	—	13.9
Scoring Defense	1	45	58.7	Rebounding Avg.	2	15	11.5
Scoring Margin	1	8	+17.6	Field Goal Percentage	6	63	.502
Field Goal Percentage	5	44	.441	Blocked Shots Per Game	3	17	2.6
Field Goal %age Def.	2	32	.367	Off. Rebs. P er Game	2	18	4.0
3-Point FG %age	7	89	.330	Double-Doubles	1	6	16
3-Point FG %age Def.	1	31	.71	Zia Cooke	SEC	NCAA	Actual
3-Point FG Made/Gm.	12	287	4.3	Scoring Avg.	12	168	15.6
Free Throw Percentage	11	219	.679	Free Throw Percentage	9	183	.777
Rebounding Offense	1	4	47.3	Destanni Henderson	SEC	NCAA	Actual
Rebounding Defense	1	—	32.4	Scoring Avg	29	—	12.0
Rebounding Margin	1	3	+14.8	Assists Per Game	1	36	5.1
Assists Per Game	9	154	13.0	Assist-to-Turnover Ratio	5	82	1.9
Steals Per Game	9	184	7.4	Minutes Per Game	6	—	33.9
Turnover Margin	9	157	+0.2	Victoria Saxton	SEC	NCAA	Actual
Turnovers Per Game	—	72	14.2	Blocked Shots Per Game	6	93	1.5
Assist-to-Turnover Ratio	7	109	0.9	Off. Rebs. Per Game	9	—	2.7
Blocked Shots Per Game	1	2	6.9				
Home Attendance Avg.	1	1	3,500				

of the Year Trophy and a Naismith Coach of the Year Trophy.

Leading the Gamecocks for the 13th season, Staley is the program's all-time winningest coach (330) with a program-record 10 postseason appearances (9 NCAA/1 WNIT). She accounts for both of the Gamecocks' Final Four appearances (2015, 2017) and the first national championship in program history.

After winning five SEC regular-season titles, Staley has won 152 SEC games to rank second among active league coaches (Gary Blair, Texas A&M, 154) and fourth all-time. Her 11.7 SEC wins average is the best in league history, and her .738 SEC winning percentage (152-54) is second only to Tennessee's Pat Summitt (.874) in league history.

Oh Captain, My Captain

South Carolina named two team captains this season – Aliyah Boston and Victoria Saxton. It is the second season that Saxton has been a team captain.

Awards Season

Aliyah Boston leads the awards list for the Gamecocks with her selection to the AP All-America First Team. She is the only player named a finalist for the Naismith Trophy and Naismith Defensive Player of the Year, and she is on the Wooden Award National Ballot. The SEC co-Defensive Player of the Year she repeated on the All-SEC First Team and is also on the Lisa Leslie Award Top 5.

Fellow sophomore Zia Cooke earned her first All-SEC honors, capturing a spot on the Second Team. She is also on the Ann Meyers Drysdale Award Top 5.

Debut Details

In her long awaited NCAA Tournament debut, sophomore Aliyah Boston did not disappoint. Her nine offensive rebounds matched the program's NCAA Tournament record, and her 18 total rebounds was one shy of the mark and the most by a Gamecock in her debut since 1986. She became the first Gamecock to score at least 20 points in her tournament debut since 1989.

For the Record

In closing out SEC regular-season play, the Gamecocks reset several program records for league games. Not surprisingly, the program record for rebounds per SEC game was raised to 47.2, and the record for rebounding margin in SEC games increased to 14.4.

Aliyah Boston now holds four program SEC-season records – rebounds (196), offensive rebounds (62), blocks (57) and blocks average (3.6). Her 93 career blocks in SEC games are already second and her 16 career double-doubles vs. SEC teams are third.

Destanni Henderson's 89 assists in SEC games this season were fourth in program history, and her 551 minutes played vs. SEC teams is third.

Historic Boston

With her 16 points, 11 rebounds and 10 blocks against #22/23 Georgia (Jan. 21), AP First-Team All-American Aliyah Boston became the first Gamecock to record a triple-double against an SEC opponent and against a ranked opponent. Hers was just the seventh triple-double

in an SEC regular-season game in league history; it was just the second that included blocked shots

Boston is also the first in Gamecock history to record multiple triple-doubles in her career, joining just two other SEC players in that category in league history. She is the first to do it with blocked shots.

Boston's 29 double-doubles in 62 career games are tied for eighth in program history, just three shy of seventh place. Her 16 career double-doubles during SEC play, including nine this season, rank third in program history,

NATIONAL RANKINGS

Associated Press Poll (Mar. 15)

1. UConn	24-1
2. Stanford	25-2
3. NC State	20-2
4. Texas A&M	23-2
5. Baylor	25-2
6. South Carolina	22-4
7. Maryland	24-2
8. Louisville	23-3
9. UCLA	16-5
10. Georgia	20-6
11. Arizona	16-5
12. Indiana	18-5
13. Tennessee	16-7
14. Gonzaga	23-3
15. Arkansas	19-8
16. Michigan	14-5
17. West Virginia	21-6
18. Kentucky	17-8
19. South Florida	18-3
20. Missouri State	21-2
21. Rutgers	14-4
22. Ohio State	13-7
23. Oregon	13-8
24. Florida Gulf Coast	26-2
25. South Dakota State	21-3

USA Today/WBCA Coaches' Poll (Mar. 15)

1. UConn	24-1
2. Stanford	25-2
3. NC State	20-2
4. Texas A&M	23-2
5. South Carolina	22-4
6. Baylor	25-2
7. Louisville	23-3
8. Maryland	24-2
9. UCLA	16-5
10. Indiana	18-5
11. Arizona	16-5
12. Georgia	20-6
13. Gonzaga	23-3
14. Michigan	14-5
15. Tennessee	16-7
16. Arkansas	19-8
17. Missouri State	21-2
18. South Florida	18-3
19. Kentucky	17-8
20. West Virginia	21-6
21. Florida Gulf Coast	26-2
22. Oregon	13-8
23. Rutgers	14-4
24. Ohio State	13-7
25. South Dakota State	21-3

FROM THE WEIGHT ROOM...

The Gamecocks' athleticism and physicality are both natural and fine-tuned by hours in the weight room under the guidance of sports performance coach Molly Binetti. A few key measurements from the team...

Wingspan

Laeticia Amihere – 6-foot-10
Aliyah Boston – 6-foot-9.5
Victoria Saxton – 6-foot-5

Power

7 of 11 Gamecocks have a standing, two-foot vertical jump over 25 inches with Victoria Saxton leading the way at 29 inches. She can also touch 10-foot-5.

6 Gamecocks have broad jumps greater than eight feet with Saxton leading at 9-foot-1.

Strength

8 of 11 Gamecocks back squat over 225 pounds – BEST: Amihere, 305

Speed

The Gamecock have serious speed in the open court. Laeticia Amihere registered the fastest 3/4-court sprint time at 2.96 seconds. Brea Beal, Zia Cooke, and Destanni Henderson all registered times between 3.1 and 3.15 seconds

Amihere has a 27.9-inch vertical jump (a 6-inch improvement from last season) and can touch 10-foot-9.

All 11 Gamecocks bench press over 135 pounds – BEST: Amihere, 175

Henderson improved her vertical jump from 24 inches to 27 inches this season.

10 of 11 Gamecocks can do multiple chin-ups – BEST: Cooke, 12

TEAM STATEMENT ON NATIONAL ANTHEM DEMONSTRATION

As a team, we have taken our season theme of "What Matters" to heart. We are a team of individuals who each have opinions about what matters most to us.

During the national anthem this season, each of us has made an individual decision about how to use our platform to call attention to what matters most to us. Many of us stay seated or kneel to shine a light on the need for racial equality, social justice and ending systemic racism in our country. One of us chooses to stand in honor of her family's military service.

The two positions are not mutually exclusive. Each action does not reflect one belief **OR** the other; we are capable of having multiple passions, multiple values. We do not believe that one action demonizes the other.

At the end of the anthem, just as before it, we are a team; and the best part of being on a team is learning from, accepting and supporting each other's decisions. While we differ in the way we express ourselves during the anthem, we are united by that unconditional support of each other.

We know that not everyone will agree with the decisions we made, but we ask that everyone respect our right to make them.

GAMECOCKS IN 2020-21 NATIONAL POLLS

Poll	Pre	11/30	12/7	12/14	12/21	12/28	1/4	1/11	1/18	1/25	2/1	2/8	2/15	2/22	3/1	3/8	3/15	Final
Associated Press	1	1	5	5	5	5	5	5	4	4	2	1	2	5	7	5	6	
Coaches	1	—	4	4	4	4	4	4	3	3	1	3	3	6	7	5	5	

trailing only A'ja Wilson (2015-18) with 21 and Alaina Coates (2014-17) with 27. Fifteen of the 28 have been against ranked teams, including eight this season.

In just her 47th career game, Boston reached the program's career top 10 in blocked shots (130), hitting the mark 11 games faster than record-holder A'ja Wilson, who finished her career with 363 blocks in 138 games. Boston is currently sixth with 161 career blocks, three away from Elem Ibiam (2012-15) in fifth place.

Boardroom

South Carolina opened the season with a Staley-era record 73 rebounds against Charleston (Nov. 25) and

hasn't looked back. The Gamecocks are fourth in the nation in rebounds per game (47.3) and third in rebound margin at an SEC-best +14.8 advantage.

The Gamecocks have not been out-rebounded this season and have a +11.8 rebounding margin in their 13 games against ranked opponents. South Carolina is sixth in the nation in offensive rebounding (16.3) and averages 16.5 second-chance points. The Gamecocks are cleaning up an SEC-best 42.5 percent of their own missed shots, including 42.1 percent in SEC games.

Aliyah Boston leads the way on the glass (11.5 rpg), ranking 15th in the nation and second in the SEC overall and in league games (12.3). Her 4.0 offensive rebounds per game are 18th in the country, second in the SEC.

Junior Victoria Saxton is also among the SEC's top 10 in offensive rebounds per game, ranking ninth (2.7).

Block Party

South Carolina is annually among the best shot blocking teams in the country, and the 2020-21 Gamecocks are no different as they are second in the nation with 6.9 blocks per game, including 7.6 in SEC play.

Ten different Gamecocks have at least one block, and, three rank among the league's top 15 in blocks per game.

Aliyah Boston averaged an SEC-best 3.6 blocks in league games to sit at 17th in the country at 2.6 blocks per game on the season. She has 12 games of three or more blocks, including four of five or more.

Victoria Saxton is next in line with 1.5 blocks per game to rank sixth in the SEC, including six games of three or more. Laeticia Amihere's 0.9 blocks per game are 14th.

Free for All

The Gamecocks continue to get to the free throw line at one of the highest rates in the country. South Carolina's

617 trips to the line are third in the nation. Its 419 made free throws rank seventh.

Zia Cooke leads the parade to the free throw line with 112 attempts this season, shooting 77.7 percent.

U-S-A, U-S-A

Since the arrival of Staley in the 2008-09 season, South Carolina has solidified its relationship with USA Basketball. At least one Gamecock has donned the red, white and blue in each of the last six years of international competition (no events in 2020), and the group of nine Gamecocks, including three currently in the program, has helped 14 U.S. teams to gold medals, three more to silvers and another to bronze.

The participation streak is guaranteed to continue through 2021 as Staley was named Senior National Team Head Coach through the delayed Tokyo Olympics. The Gamecocks' head coach has led the U.S. to gold in the 2018 FIBA World Cup, earning her second USA Basketball National Coach of the Year award for her effort, and in the 2019 FIBA AmeriCup.

Current Gamecock sophomores Aliyah Boston and Zia Cooke were part of two gold-medal winning teams – 2018 FIBA U17 World Cup, 2017 FIBA U16 Americas Cup. Boston also picked up gold in the 2018 Youth Olympics 3x3 and the 2019 FIBA U19 World Cup.

Everybody's All-American

Of the 11 Gamecocks on the 2020-21 roster, six were McDonald's All-Americans in high school – Brea Beal, Aliyah Boston, Zia Cooke, Destanni Henderson, Destiny Littleton and Eniya Russell.

At South Carolina, Staley has coached 13 McDonald's All-Americans, including 10 who joined the Gamecocks as freshmen. That number will go up by four next season as

2020-21 AWARDS

Aliyah Boston

The Athletic National Player of the Year
First-Team All-America (AP, ESPN.com, Wooden Award)
WBCA All-America Regional Finalist
Naismith Trophy and Wooden Award Finalist
Naismith Defensive Player of the Year Finalist
SEC co-Defensive Player of the Year
All-SEC First Team
SEC Tournament MVP
SEC Player of the Week (1/5-1/11, 1/19-25)
ESPN Player of the Week (1/18-24)

Zia Cooke

WBCA All-America Regional Finalist
All-SEC First Team
SEC All-Tournament Team
Wooden Award Late Season Top 20
Naismith Trophy Midseason Team
Wade Trophy Midseason Watch List
Ann Meyers Drysdale Award Top 10 Watch List
The Dawn Staley Award Midseason Watch List
Preseason All-SEC Second Team (Coaches)
Bad Boy Mowers Crossover Classic All-Tourn. Team

Destanni Henderson

SEC All-Tournament Team
The Dawn Staley Award Midseason Watch List
Bad Boy Mowers Crossover Classic Tournament MVP
SEC co-Player of the Week (11/25-11/30)

Dawn Staley

WBCA Coach of the Year Finalist

IN THE STALEY ERA

Wins

30-Win Seasons.....	4
25-Win Seasons (includes 2020-21).....	9
20-Win Seasons (includes 2020-21).....	10
Winning Seasons (includes 2020-21).....	11

National Rankings

Weeks in the AP Top 25.....	172
Weeks in the AP Top 10.....	128
Weeks in the AP Top 3.....	57
Weeks at AP No. 1.....	25

Postseason

NCAA Tournament Appearances (includes 2020-21).....	9
NCAA Sweet 16s (includes 2020-21).....	8
NCAA Final Fours.....	2
National Championships.....	1

In the SEC

Regular-Season Championships.....	5
Regular-Season Top 3 Finishes (incl. 2020-21).....	9
Tournament Championships.....	6

2020-21 DOUBLE-DOUBLES

Aliyah Boston (16)

11/25	College of Charleston	11 pts/12 rebs
12/6	at Iowa State	13 pts/15 rebs
12/31	Florida	28 pts/16 rebs
1/10	at #10/8 Kentucky	20 pts/12 rebs
1/18	#15/16 Arkansas	26 pts/16 rebs
1/21	#22/23 Georgia	16 pts/11 rebs
1/24	at LSU	20 pts/14 rebs
2/8	at #2/5 UConn	17 pts/15 rebs
2/11	Missouri	11 pts/12 rebs
2/14	LSU	12 pts/13 rebs
2/18	at #21/21 Tennessee	17 pts/16 rebs
2/28	at #3/3 Texas A&M	11 pts/11 rebs
3/5	vs. Alabama	16 pts/13 rebs
3/6	vs. #14/16 Tennessee	15 pts/11 rebs
3/7	vs. #16/21 Georgia	27 pts/10 rebs
3/21	vs. Mercer	20 pts/18 rebs

Laeticia Amihere (3)

11/25	College of Charleston	11 pts/11 rebs
12/3	NC State	11 pts/15 rebs
12/21	#17/17 Kentucky	12 pts/13 rebs

Victoria Saxton (2)

11/25	College of Charleston	19 pts/12 rebs
1/28	at #21/19 Mississippi State	13 pts/11 rebs

LeLe Grissett (1)

11/25	College of Charleston	13 pts/10 rebs
-------	-----------------------	----------------

Destanni Henderson (1)

1/18	#15/16 Arkansas	14 pts/10 assts
------	-----------------	-----------------

2020-21 GAMECOCK ROSTER

No.	Name	Pos.	Ht.	Yr.	Hometown/Last School
0	Olivia Thompson	G	5-8	So.	Lexington, S.C./Lexington
1	Zia Cooke	G	5-9	So.	Toledo, Ohio/Rogers
2	Eniya Russell	G	6-1	Fr.	Baltimore, Md./Saint Vincent Pallotti
3	Destanni Henderson	G	5-7	Jr.	Fort Myers, Fla./Fort Myers
4	Aliyah Boston	F	6-5	So.	St. Thomas, U.S.V.I./Worcester (Mass.) Acad.
5	Victoria Saxton	F	6-2	Jr.	Rome, Ga./Model
11	Destiny Littleton	G	5-9	Jr.	San Diego, Calif./Texas
12	Breanna Beal	G	6-1	So.	Rock Island, Ill./Rock Island
15	Laeticia Amihere	F	6-3	So.	Mississauga, Ontario/Kings Way Christian
24	LeLe Grissett	G/F	6-2	Sr.	Durham, N.C./Hillside
32	Elysa Wesolek	F	6-1	Jr.	Charleston, S.C./Northwood Academy

Head Coach: Dawn Staley

Assoc. Head Coach: Lisa Boyer; **Assistant Coaches:** Fred Chmiel, Jolette Law

all four members of Staleys 2021 signing class earned the honor.

They Got Next

The Gamecocks signed the No. 1 recruiting class in the country in November as Staley and her staff added four from the Class of 2021. All four are ranked among the top 14 players in the class, including the Nos. 2, 3 and 4 entries.

Sania Feagin (6-3, F, Ellenwood, Ga.)

- No. 4 in Class of 2021
- 2021 All-American (McDonald's, Naismith 1st-Team)
- 2020-21 stats: 19.5 ppg, 10.2 rpg, 4.2 spg

Bree Hall (5-11, G, Dayton, Ohio)

- No. 14 in Class of 2021
- 2021 All-American (McDonald's, Naismith hon. men.)
- 2020-21 stats: 27.5 ppg, 7.2 rpg, 3.4 spg

Raven Johnson (5-8, G, Atlanta, Ga.)

- No. 2 in Class of 2021
- 2021 Naismith HS Player of the Year
- 2021 All-American (McDonald's, Naismith 1st-Team)
- Led team to four straight state championships
- 2020-21 stats: 15.3 ppg, 5.7 apg, 3.7 spg

Saniya Rivers (6-0, G, Wilmington, N.C.)

- No. 3 in Class of 2021
- 2021 All-American (McDonald's, Naismith 2nd-Team)
- Two-time NC Gatorade Player of the Year
- 2021 NCBCA State Player of the Year
- 2020-21 stats: 36.8 ppg, 11.5 rpg, 5.3 spg, 5.1 apg

TEAM SPECIALTY STATS					
South Carolina-Opponent					
	Pts. in Paint	Pts. Off TOs	2nd Chance Pts	Fast Break Pts	
11/25 CofC	74-18	21-8	34-8	43-5	
11/28 vs. USD	42-50	9-11	14-2	27-11	
11/30 vs. Gonz.	44-30	12-14	18-6	20-5	
12/3 NCSU	28-30	4-6	6-6	12-9	
12/6 at ISU	18-36	17-14	15-4	3-6	
12/17 Temple	54-16	30-4	20-10	28-3	
12/31 Fla.	40-28	18-9	15-9	14-8	
1/4 at Ala.	46-32	18-4	22-11	21-4	
1/10 at Ky.	56-34	11-22	23-10	12-8	
1/14 at Vandy	66-32	25-6	20-2	41-12	
1/18 Ark.	60-34	6-18	24-6	21-17	
1/21 UGa	36-28	22-7	19-10	15-10	
1/24 at LSU	48-32	15-14	8-7	30-6	
1/28 at MSU	44-28	16-10	21-3	17-8	
1/31 Ala.	44-34	14-17	10-4	12-11	
2/4 at Aub.	44-28	5-11	16-6	9-0	
2/8 at UConn	40-36	11-19	17-10	0-10	
2/11 Mizzou	44-24	12-6	14-6	13-0	
2/14 LSU	32-30	13-20	23-7	15-11	
2/18 at Tenn.	40-40	17-17	13-11	3-10	
2/21 Ky.	46-20	16-6	18-3	10-2	
2/25 Miss.	34-20	15-10	18-7	13-2	
2/28 at TAM	26-36	8-10	8-11	13-9	
3/5 vs. Ala.	38-26	24-6	16-2	11-3	
3/6 vs. Tenn.	30-32	19-6	16-11	8-6	
3/7 vs. UGa.	34-32	15-17	9-8	7-4	
3/21 vs. Mer.	42-16	10-18	23-7	11-18	
3/23 vs. OSU	34-24	11-8	15-5	10-6	
3/28 vs. GT	44-32	22-16	4-7	12-15	
Season Avg.	442.3-29.6	15.0-11.4	16.5-6.9	15.4-7.7	
SEC Avg.	44.1-30.0	14.4-11.7	17.1-7.1	15.9-7.6	

STARTERS VS. BENCH					
	SC Starters	Opp. Starters	SC Bench	Opp. Bench	
11/25 CofC	67	25	52	13	
11/28 vs. USD	57	62	24	9	
11/30 vs. Gonz.	70	57	9	15	
12/3 NCSU	27	54	19	0	
12/6 at ISU	66	57	17	8	
12/17 Temple	61	36	42	5	
12/31 Miss.	69	6	44	15	
1/4 at Ala.	66	11	56	4	
1/10 at Ky.	58	49	17	21	
1/14 at Vandy	67	37	39	6	
1/18 Ark.	81	66	23	16	
1/21 UGa	52	40	10	10	
1/24 at LSU	61	40	8	25	
1/28 at MSU	50	33	25	19	
1/31 Ala.	62	52	25	11	
2/4 at Aub.	52	46	25	12	
2/8 at UConn	52	7	51	12	
2/11 Mizzou	56	32	21	30	
2/14 LSU	56	45	10	14	
2/18 at Tenn.	57	61	10	14	
2/21 Ky.	60	38	16	17	
2/25 Miss.	48	28	20	15	
2/28 at TAM	52	60	5	5	
3/5 vs. Ala.	64	59	11	4	
3/6 vs. Tenn.	52	39	15	13	
3/7 vs. UGa.	63	50	4	12	
3/21 vs. Mer.	60	47	19	6	
3/23 vs. OSU	51	29	8	13	
3/27 vs. GT	55	62	21	3	
Season Avg.	58.3	46.7	17.9	12.0	
SEC Avg.	59.2	45.4	16.9	14.6	

GAMES LED TEAM IN ... (includes ties for team lead)

Scoring	2020-21	Career	Record	Rebounding	2020-21	Career	Record	Assists	2020-21	Career	Record
Zia Cooke	15	26	24-2	Aliyah Boston	22	47	44-3	Destanni Henderson	23	31	27-4
Aliyah Boston	9	16	14-2	Laeticia Amihere	4	6	5-1	Zia Cooke	5	7	6-1
Destanni Henderson	6	11	9-2	Brea Beal	2	6	6-0	Brea Beal	2	4	4-0
Victaria Saxton	3	4	4-0	Victaria Saxton	2	5	5-0	Aliyah Boston	2	2	2-0
Laeticia Amihere	1	2	1-1	Destanni Henderson	2	3	3-0	Victaria Saxton	1	0	1-0
LeLe Grissett	0	3	3-0	LeLe Grissett	1	10	7-3	Destiny Littleton	0	2*	2-0
Destiny Littleton	0	3*	2-1	Destiny Littleton	0	3*	1-2	Laeticia Amihere	0	1	1-0
Brea Beal	0	1	1-0					LeLe Grissett	0	1	1-0

MISCELLANEOUS STATS

Triple-Doubles	2020-21	Career	Record	10+ Points	2020-21	Career	Record	10+ Rebounds	2020-21	Career	Record
Aliyah Boston	1	2	2-0	Zia Cooke	25	49	45-4	Aliyah Boston	22	38	35-3
Double-Doubles	2020-21	Career	Record	Aliyah Boston	20	48	44-4	Victaria Saxton	4	5	5-0
Aliyah Boston	16	29	26-3	Destanni Henderson	19	37	33-4	Brea Beal	3	8	7-1
Laeticia Amihere	3	3	2-1	Victaria Saxton	11	20	20-0	Laeticia Amihere	3	3	2-1
Victaria Saxton	2	3	3-0	Laeticia Amihere	9	12	11-1	LeLe Grissett	2	3	2-1
LeLe Grissett	1	2	1-1	LeLe Grissett	5	18	16-2	5+ Assists	2020-21	Career	Record
Destanni Henderson	1	1	1-0	Brea Beal	5	11	11-0	Destanni Henderson	15	23	20-3
Brea Beal	0	1	1-0	Eniyah Russell	2	2	2-0	Aliyah Boston	1	1	1-0
20+ Points	2020-21	Career	Record	Destiny Littleton	0	12*	9-3	Destiny Littleton	0	1*	1-0
Aliyah Boston	6	8	8-0	Olivia Thompson	0	1	1-0	5+ Steals	2020-21	Career	Record
Zia Cooke	5	10	10-0	Elysa Wesolek	0	1	1-0	Destanni Henderson	0	1	1-0
Destanni Henderson	3	4	4-0					5+ Blocks	2020-21	Career	Record
Brea Beal	1	1	1-0					Aliyah Boston	4	10	10-0
Victaria Saxton	2	2	2-0					Victaria Saxton	2	3	3-0
LeLe Grissett	0	1	1-0								
Destiny Littleton	0	1*	1-0								

* indicates includes games prior to transfer to SC
 ^ indicates program record

SOUTH CAROLINA'S RECORD WHEN...

	vs. Ranked	SEC	All		vs. Ranked	SEC	All
Record	9-4	14-2	25-4	Assist at least half of field goals made.....	3-1	2-1	6-1
Playing a ranked opponent.....	9-4	5-2	9-4	Assist on at least 2/3 of field goals made.....			0-0
Playing at home	3-1	8-0	10-1	Assist on less than half of field goals made.....	6-3	12-1	19-3
Playing on the road.....	3-3	6-2	7-3	Scoring more pts. in paint than opponent.....	7-1	14-0	22-1
Playing at neutral site	3-0		8-0	Scoring equal/fewer pts. in paint than opp.....	2-3	0-2	3-3
Leading at half	7-1	10-1	19-1	Scoring more pts. off TOs than opponent.....	5-0	9-0	16-0
Trailing at half	1-2	3-1	3-2	Scoring equal/fewer pts. off TOs than opp.....	4-4	5-2	9-4
Tied at half	1-1	1-0	3-1	Scoring more 2nd-chance pts.....	9-2	14-1	24-2
Playing an overtime game	0-1		0-1	Scoring equal/fewer 2nd-chance pts.....	0-2	0-1	1-2
0 players score in double figures.....			0-0	Scoring more fast break pts.....	8-2	13-1	20-2
1 player scores in double figures.....			0-0	Scoring equal/fewer fast break pts.....	1-2	1-1	5-2
2 players score in double figures.....	2-1	2-0	3-1	Wearing white uniforms.....	4-1	8-0	16-1
3 players score in double figures.....	4-3	5-2	10-3	Wearing black uniforms.....	5-3	6-2	9-3
4 players score in double figures.....	3-0	7-0	10-0	Wearing garnet uniforms.....			0-0
5 players score in double figures.....			1-0	Playing in November.....	1-0		3-0
More than 5 players in double figures.....			1-0	Playing in December.....	1-1	1-0	3-1
Starters out-score opponent's starters.....	9-1	14-0	23-1	Playing in January.....	4-0	8-0	8-0
Opponent's starters score equal/more.....	0-3	0-2	2-3	Playing in February.....	1-3	5-2	5-3
Bench out-scores opponent's bench.....	4-1	7-0	15-1	Playing in March.....	2-0		6-0
Opponent's bench scores equal/more.....	5-3	7-2	10-3	Playing during the day.....	4-1	6-1	12-1
Shooting 50% or better	2-0	3-0	6-0	Playing at night.....	5-3	8-1	13-3
Shooting between 40-49%	5-0	7-0	14-0	Playing on Sunday.....	5-1	5-1	10-1
Shooting between 30-39%	2-3	3-2	5-3	Playing on Monday.....	1-1	2-0	2-1
Shooting less than 30%	0-1		0-1	Playing on Tuesday.....			1-0
Opponent shoots 50% or better.....	1-0		1-0	Playing on Wednesday.....			1-0
Opponent shoots between 40-49%.....	2-2	2-2	6-2	Playing on Thursday.....	2-2	7-1	8-2
Opponent shoots between 30-39%.....	6-1	10-0	14-1	Playing on Friday.....			1-0
Opponent shoots between 20-29%.....	0-1	2-0	3-1	Playing on Saturday.....	1-0		2-0
Opponent shoots less than 20%.....			1-0	Margin is less than 5 pts.	0-1	1-0	1-1
Shooting better than opponent.....	9-0	13-0	23-0	Margin is between 5-9.....	3-2	2-2	4-3
Shooting worse than/equal to opponent.....	0-4	1-2	2-4	Margin is between 10-19.....	3-0	5-0	11-0
Having more FTs made than opponent.....	8-1	12-0	21-1	Margin is between 20-29.....	3-0	5-0	6-0
Having equal/fewer FTs made than opponent.....	1-3	2-2	4-3	Margin is between 30-39.....			0-0
Out-rebounding opponent.....	9-3	14-1	25-3	Margin is between 40-49.....			0-0
Having equal/fewer rebounds than opponent.....	0-1	0-1	0-1	Margin is 50 pts. or more.....		1-0	3-0
Having fewer TOs than opponent.....	5-0	8-0	14-0	Having a 20-pt. scorer.....	5-0	8-0	11-0
Having equal or more TOs than opponent.....	4-4	6-2	11-4	Having a 30-pt. scorer.....			0-0
Attempting more FT than 3FG.....	7-2	13-1	21-2	Scoring 49 points or less.....	0-1		0-1
Attempting equal/fewer FT than 3FG.....	2-2	1-1	4-2	Scoring 50-59 points.....	0-2	0-1	1-2
Making 5 or more 3FGs.....	3-1	4-1	10-1	Scoring 60-69 points.....	3-1	4-1	6-1
Making fewer than 5 3FGs.....	6-3	10-1	15-3	Scoring 70-79 points.....	4-0	7-0	11-0
Making no 3 FGs.....			0-0	Scoring 80-89 points.....	1-0	1-0	3-0
Attempting 15 or more 3FGs.....	3-1	6-1	10-1	Scoring 90-99 points.....			0-0
Attempting fewer than 15 3FGs.....	6-3	8-1	15-3	Scoring 100 points or more.....	1-0	2-0	4-0
No South Carolina players foul out.....	8-3	14-2	24-3	Opponent scores 49 points or less.....		2-0	5-0
One or more SC players foul out.....	1-1		1-1	Opponent scores 50-59 points.....	4-1	6-0	6-1
No opposing players foul out.....	5-3	8-1	15-3	Opponent scores 60-69 points.....	2-2	4-1	8-2
One or more opposing players foul out.....	4-1	6-1	10-1	Opponent scores 70-79 points.....	2-1	1-1	3-1
				Opponent scores 80-89 points.....	1-0	1-0	1-0
				Opponent scores 90-99 points.....			0-0
				Opponent scores 100 points or more.....			0-0

2020-21 TEAM HIGH/LOW – ALL GAMES

South Carolina Highs	South Carolina Lows	Category	Opponent Lows	Opponent Highs
119 vs. Charleston, 11/25	46 vs. NC State, 12/3	Points in Game	38, Charleston, 11/25	82, Arkansas, 1/18
62 vs. Arkansas, 2nd, 1/18	20 vs. NC State, 12/3	Points in a Half	13, at Vanderbilt, 1st, 1/14	50, at Tennessee, 2nd, 2/18
62 vs. Charleston, 1st, 11/25				
34 vs. Charleston, 3rd, 11/25	6 vs. Oregon St., 3/23	Points in a Quarter	0, at Vanderbilt, 2nd, 1/14	23, vs. Gonzaga, 1st, 11/29 23, vs. South Dakota, 3rd, 11/29
42 at Vanderbilt, 1/14	20 vs. NC State, 12/3	Field Goals Made	13, Charleston, 11/25	32, Arkansas, 1/18
42 vs. Charleston, 11/25				
79 vs. Florida, 12/31	54 vs. Georgia, 3/7 54 vs. Gonzaga, 11/29	Field Goal Attempts	53, vs. Alabama, 3/5	74, at Kentucky, 1/10 74, Charleston, 11/25
.592 (42-71) vs. Charleston, 11/25	.270 (20-74) vs. NC State, 12/3	FG Percentage	.176 (13-74), Charleston, 11/25	.527 (29-55), vs. Gonzaga, 11/29
13 at Iowa State, 12/6	1 vs. Oregon St., 3/23 1 at UConn, 2/8	3-Point FG Made	1, Georgia, 1/21 1, Charleston, 11/25	9, vs. Gonzaga, 11/29
26 at Iowa State, 12/6	4 at Kentucky, 1/10	3-Point FG Attempts	5, Georgia, 1/21	27, at Iowa State, 12/6
.600 (6-10) vs. Alabama, 1/31	.067 (1-15) vs. Oregon St., 3/23	3-Point FG Percentage	.043 (1-23), Charleston, 11/25	.538 (7-13), Arkansas, 1/18
31 vs. Charleston, 11/25	4 vs. NC State, 12/3	Free Throws Made	2, vs. Mercer, 3/21	20, at Tennessee, 2/18
47 vs. Charleston, 11/25	6 vs. Georgia Tech, 3/28	Free Throw Attempts	3, vs. Mercer, 3/21	28, at Tennessee, 2/18
.950 (19-20) vs. Alabama, 1/31	.533 (8-15) at UConn, 2/8	FT Percentage	.333 (5-15) at Miss. State, 1/28 .333 (3-9), at Vanderbilt, 1/14	.917 (11-12), at Kentucky, 1/10
73 vs. Charleston, 11/25	29 vs. Georgia Tech, 3/28	Rebounds	24, at Iowa State, 12/6	49, NC State, 12/3
22 vs. Temple, 12/17	5 vs. Georgia, 3/6	Assists	0, Charleston, 11/25	20, vs. Gonzaga, 11/29
14 vs. Georgia, 1/21	1 at Iowa State, 12/6	Steals	1, Temple, 12/17	12, at Kentucky, 1/10
14 vs. Georgia, 1/21	2 vs. Alabama, 3/5	Blocked Shots	0, vs. Georgia Tech, 3/28	10, LSU, 2/14
21 at UConn, 2/8	6 vs. Temple, 12/17	Turnovers	8, vs. South Dakota, 11/28	23, Georgia, 1/21
22 vs. South Dakota, 11/28	8 vs. Georgia Tech, 3/28 8 vs. Temple, 12/17	Fouls	10, vs. Georgia Tech, 3/28 10, at Iowa State, 12/6	32, vs. Gonzaga, 11/29

2020-21 TEAM HIGH/LOW – SEC GAMES

South Carolina Highs	South Carolina Lows	Category	Opponent Lows	Opponent Highs
106 at Vanderbilt, 1/14	57 at Texas A&M, 2/28	Points in Game	43, Ole Miss, 2/25 43, at Vanderbilt, 1/14	82, Arkansas, 1/18
62 vs. Arkansas, 2nd, 1/18	22 vs. LSU, 2nd 2/14	Points in a Half	13, at Vanderbilt, 1st, 1/14	50, at Tennessee, 2nd, 2/18
33 vs. Arkansas, 4th, 1/18	8 at Texas A&M, 3rd, 2/28	Points in a Quarter	0, at Vanderbilt, 2nd, 1/14	29, Florida, 3rd, 12/31
33 at Vanderbilt, 3rd, 1/14				
42 at Vanderbilt, 1/14	22 at Texas A&M, 2/28 22 vs. Georgia, 1/21	Field Goals Made	16, Ole Miss, 2/25	32, Arkansas, 1/18
79 vs. Florida, 12/31	57 at LSU, 1/24	Field Goal Attempts	56, at Alabama, 1/4	74, at Kentucky, 1/10
.553 (42-76) at Vanderbilt, 1/14	.324 (22-68) at Texas A&M, 2/28	FG Percentage	.262 (16-61), Ole Miss, 2/25	.451 (32-71), Arkansas, 1/18
8 vs. Arkansas, 1/18	2 at Miss. State, 1/28 2 at LSU, 1/24 2 vs. Georgia, 1/21 2 at Kentucky, 1/10	3-Point FG Made	1, Georgia, 1/21	8, Missouri, 2/11
22 at Texas A&M, 2/28	4 at Kentucky, 1/10	3-Point FG Attempts	5, Georgia, 1/21	21, Missouri, 2/11 21, vs. Alabama, 1/31
.600 (6-10) vs. Alabama, 1/31	.133 (2-15) at LSU, 1/24	3-Point FG Percentage	.150 (3-20), at Kentucky, 1/10	.538 (7-13), Arkansas, 1/18
19 vs. Alabama, 1/31	8 at Texas A&M, 2/28	Free Throws Made	3, at Vanderbilt, 1/14	20, at Tennessee, 2/18
19 at Miss. State, 1/28				
25 vs. LSU, 2/14	11 at Texas A&M, 2/28	Free Throw Attempts	8, Georgia, 1/21	28, at Tennessee, 2/18
25 at LSU, 1/24				
25 at Vanderbilt, 1/14				
.950 (19-20) vs. Alabama, 1/31	.500 (12-24) at Alabama, 1/4	FT Percentage	.333 (5-15) at Miss. State, 1/28 .333 (3-9), at Vanderbilt, 1/14	.917 (11-12), at Kentucky, 1/10
60 at Vanderbilt, 1/14	38 vs. Missouri, 2/11	Rebounds	28, Ole Miss, 2/25 28, at Vanderbilt, 1/14	40, at Texas A&M, 2/28 40, at Tennessee, 2/18
21 vs. Arkansas, 1/18	6 at Kentucky, 1/10	Assists	3, at Vanderbilt, 1/14	14, at Tennessee, 2/18
14 vs. Georgia, 1/21	4 at Auburn, 2/4 4 vs. Arkansas, 1/18	Steals	3, Florida, 12/31	12, at Kentucky, 1/10
14 vs. Georgia, 1/21	3 at LSU, 1/24	Blocked Shots	1, at LSU, 1/24	10, LSU, 2/14
20 vs. LSU, 2/14	8 vs. Missouri, 2/11	Turnovers	9, Arkansas, 1/18	23, Georgia, 1/21
20 vs. Georgia, 1/21				
20 at Tennessee, 2/18	12 at Auburn, 2/4 12 at Vanderbilt, 1/14	Fouls	12, at Texas A&M, 2/28	22, at LSU, 1/24

2020-21 INDIVIDUAL SUPERLATIVES – ALL GAMES

Category	South Carolina	Opponent
Points in Game	28 by Aliyah Boston vs. Florida, 12/31	32 by Rhyne Howard, at Kentucky, 1/10 32 by Ashley Joens, at Iowa State, 12/6
Points in a Half	23 by Destanni Henderson vs. Gonzaga, 2nd, 11/21	19 by Rhyne Howard, at Kentucky, 1/10 19 by Jordan Lewis, at Alabama, 2nd, 1/4
Points in a Quarter	15 by Aliyah Boston vs. Florida, 12/31	13 by Jordan Lewis, at Alabama, 3rd, 1/4
Field Goals Made	11 by Aliyah Boston vs. Arkansas, 1/18 11 by Aliyah Boston vs. Florida, 12/31	14 by Paige Bueckers, at UConn, 2/8
Field Goal Attempts	23 by Zia Cooke vs. Ole Miss, 2/25	26 by Paige Bueckers, at UConn, 2/8
FG Percentage	.900 (9-10) by Victaria Saxton at Vanderbilt, 1/14	.778 (7-9) by Jenn Wirth vs. Gonzaga, 11/29
3-Point FG Made	5 by Zia Cooke vs. Georgia Tech, 3/28 5 by Zia Cooke vs. Temple, 12/17	4 by Cierra Walker, vs. Gonzaga, 11/29
3-Point FG Attempts	9 by Destanni Henderson vs. Tennessee, 3/6 9 by Zia Cooke at Texas A&M, 2/28	9 by Chelsea Wooten, Charleston, 11/25
3-Point FG Percentage	1.000 (3-3) by Destanni Henderson vs. Alabama, 3/5 1.000 (3-3) by Destanni Henderson vs. Alabama, 1/31	1.000 (4-4) by Jordan Lewis, vs. Alabama, 3/5
Free Throws Made	10 by Aliyah Boston vs. Georgia, 3/7 10 by Destanni Henderson vs. Gonzaga, 11/29	10 by Renna Davis, at Tennessee, 2/18
Free Throw Attempts	13 by Destanni Henderson vs. Gonzaga, 11/29	11 by Jordan Lewis, at Alabama, 1/4
FT Percentage	1.000 (6-6) by Zia Cooke at Mississippi State, 1/28 1.000 (6-6) by Zia Cooke vs. Florida, 12/31	1.000 (10-10) by Renna Davis, at Tennessee, 2/18
Rebounds	18 by Aliyah Boston vs. Mercer, 3/21	14 by N'dea Jones, at Texas A&M, 2/28
Assists	10 by Destanni Henderson vs. Arkansas, 1/18	7 by Jill Townsend, vs. Gonzaga, 11/29 7 by Liv Korngable, vs. South Dakota, 11/28
Steals	4 by Destanni Henderson, vs. Missouri, 2/11 4 by Laetia Amihere vs. Georgia, 1/21 4 by Aliyah Boston vs. South Dakota, 11/28 4 by Destanni Henderson vs. Charleston, 11/25	6 by Paige Bueckers, at UConn, 2/8
Blocked Shots	10 by Aliyah Boston vs. Georgia, 1/21	7 by Faustine Aifuwa, LSU, 2/14
Turnovers	8 by Destanni Henderson at UConn, 2/8	7 by Jordan Lewis, vs. Alabama, 3/5

2020-21 INDIVIDUAL SUPERLATIVES – SEC GAMES

Category	South Carolina	Opponent
Points in Game	28 by Aliyah Boston vs. Florida, 12/31	32 by Rhyne Howard, at Kentucky, 1/10
Points in a Half	19 by Aliyah Boston vs. Florida, 1st, 12/31	19 by Rhyne Howard, at Kentucky, 1/10 19 by Jordan Lewis, at Alabama, 2nd, 1/4
Points in a Quarter	15 by Aliyah Boston vs. Florida, 12/31	13 by Jordan Lewis, at Alabama, 3rd, 1/4
Field Goals Made	11 by Aliyah Boston vs. Arkansas, 1/18 11 by Aliyah Boston vs. Florida, 12/31	13 by Renna Davis, at Tennessee, 2/18 13 by Rhyne Howard, at Kentucky, 1/10
Field Goal Attempts	23 by Zia Cooke vs. Ole Miss, 2/25	25 by Rhyne Howard, at Kentucky, 1/10
FG Percentage	.900 (9-10) by Victaria Saxton at Vanderbilt, 1/14	.538 (7-13) by Tiara Young, at LSU, 1/24
3-Point FG Made	3 by Zia Cooke at Auburn, 2/4 3 by Destanni Henderson, 3x, at Tenn., 2/18 vs. LSU, 2/14, vs. Ala., 1/31 3 by Brea Beal, 2x, vs. Arkansas, 1/18 and at Vandy, 1/14 3 by Aliyah Boston vs. Florida, 12/31	3, five times, most recently, by Shug Dickson, Missouri, 2/11
3-Point FG Attempts	9 by Zia Cooke at Texas A&M, 2/28	8 by Rhyne Howard, Kentucky, 2/21
3-Point FG Percentage	1.000 (3-3) by Destanni Henderson vs. Alabama, 1/31	.667 (2-3) by Jordan Nixon, at Texas A&M, 2/28 .667 (2-3) by Lauren Hansen, Missouri, 2/11 .667 (2-3) by Myah Taylor, at Mississippi State, 1/28
Free Throws Made	6 by LeLe Grissett vs. Ole Miss, 2/25 6 by Zia Cooke at Miss. St., 1/28; vs. Florida, 12/31 6 by Destanni Henderson at Kentucky, 1/10	10 by Renna Davis, at Tennessee, 2/18
Free Throw Attempts	8 by LeLe Grissett vs. Ole Miss, 2/25 8 by Zia Cooke vs. Kentucky, 2/21 8 by Laetia Amihere vs. LSU, 2/14	11 by Jordan Lewis, at Alabama, 1/4
FT Percentage	1.000 (6-6) by Zia Cooke at Mississippi State, 1/28 1.000 (6-6) by Zia Cooke vs. Florida, 12/31	1.000 (10-10) by Renna Davis, at Tennessee, 2/18
Rebounds	16 by Aliyah Boston at Tennessee, 2/18 16 by Aliyah Boston vs. Arkansas, 1/18 16 by Aliyah Boston vs. Florida, 12/31	14 by N'dea Jones, at Texas A&M, 2/28
Assists	10 by Destanni Henderson vs. Arkansas, 1/18	5, 7x, most recently, by Jordan Nixon, at Texas A&M, 2/28
Steals	4 by Destanni Henderson, vs. Missouri, 2/11 4 by Laetia Amihere vs. Georgia, 1/21	5 by Robyn Benton, at Kentucky, 1/10
Blocked Shots	10 by Aliyah Boston vs. Georgia, 1/21	7 by Faustine Aifuwa, LSU, 2/14
Turnovers	6 by Laetia Amihere vs. LSU, 2/14 6 by Destanni Henderson at Tennessee, 2/18 6 by Destanni Henderson at LSU, 1/24 6 by Destanni Henderson at Kentucky, 1/10	6 by Kiara Smith, Florida, 12/31

THE LAST TIME...

INDIVIDUAL

Scored 50 Points

South Carolina 51, Jocelyn Penn vs. Stetson, 1/4/03
Opponent Never

Scored 40 Points

South Carolina 51, Jocelyn Penn vs. Stetson, 1/4/03
Opponent 46, Cornelia Gayden, LSU, 1/14/95

Scored 30 Points

South Carolina 31, Te'a Cooper vs. Drake, 11/28/18
Opponent 31, Paige Bueckers, at UConn, 2/8/21

Grabbed 20 Rebounds

South Carolina 25, Aliyah Boston vs. Arkansas, 1/9/20
Opponent 24, Teaira McCowan, at Mississippi State, 1/17/19

Grabbed 15 Rebounds

South Carolina 18, Aliyah Boston vs. Mercer, 3/21/21
Opponent 18, Kiah Gillespie, Florida State, 3/24/19

Two Players with 20 or More Points

South Carolina Aliyah Boston 20/Victoria Saxton 20 vs. Mercer, 3/21/21
Opponent Alexis Tolefree 22/Amber Ramirez 20, Arkansas, 1/9/20

Two Players with 10 or More Rebounds

South Carolina Laeticia Amihere 13/Aliyah Boston 11 vs. Kentucky, 2/21/21
Opponent Jakia Brown-Turner 12/Kayla Jones 12, NC State, 12/3/20

Three or More Players with 10 or More Rebounds

South Carolina A. Boston 12/V. Saxton 12/L. Amihere 11/L. Grissett 10 vs. Charleston, 11/25/20
Opponent W. Rolle 12/J. Breland 10/L. Broomfield 10, vs. North Carolina, 12/19/10

Had 10 Assists

South Carolina 10, Destanni Henderson vs. Arkansas, 1/18/21
Opponent 12, Channise Lewis, Maryland, 11/18/18

Had Five Steals

South Carolina 5, Destanni Henderson at Temple, 12/7/19
Opponent 5, Robyn Benton, at Kentucky, 1/10/21

Had Five Blocked Shots

South Carolina 5, Victoria Saxton vs. Oregon State, 3/23/21
Opponent 5, Tamari Key, at Tennessee, 2/18/21

Had 20 Points and 20 Rebounds

South Carolina Aja Wilson (27 pts/24 rebs) vs. LSU, 2/22/18
Opponent Teaira McCowan (26 pts/24 rebs) at Mississippi State, 1/17/19

Had a Double-Double

South Carolina Aliyah Boston (29 pts/18 rebs) vs. Mercer, 3/21/21
Opponent Rennia Davis (24 pts/12 rebs), at Tennessee, 2/18/21

Two Players had a Double-Double

South Carolina Aliyah Boston (26 pts/16 rebs) / Destanni Henderson (14 pts/10 assts) vs. Arkansas, 1/18/21
Opponent J. Brown-Turner (11 pts/12 rebs)/Kayla Jones (16 pts/12 rebs), NC State, 12/3/20

Three or More Players had a Double-Double

South Carolina L. Amihere (11 pts/11 rebs) / A. Bason (11 pts/12 rebs) / L. Grissett (13 pts/10 rebs) / V. Saxton (19 pts/12 rebs) vs. Charleston, 11/25/20
Opponent Shakira Austin (10 pts/16 rebs) / Kaila Charles (17 pts/10 rebs) / Channise Lewis (10 pts/12 assts), Maryland, 11/18/18

Had a Triple-Double

South Carolina Aliyah Boston (16 pts/11 rebs/10 blks) vs. Georgia, 1/21/21
Opponent Never

TEAM

Scored 100 Points

South Carolina 104 vs. Arkansas, 1/18/21
Opponent 103, Clemson, 11/21/03

Won by 30 or More Points

South Carolina 106-43 (63) at Vanderbilt, 1/14/21
Opponent 66-34 (32), Georgia, 3/4/11

Shot 65% or Better from the Field

South Carolina .667 (36-54) at Vanderbilt, 1/18/18
Opponent Never

Shot 60% or Better from the Field

South Carolina .603 (35-58) at Georgia, 1/26/20
Opponent .604 (29-48), Vanderbilt, 1/18/01

Shot 50% or Better from the Field

South Carolina .565 (31-55) vs. Georgia Tech, 3/28/21
Opponent .527 (29-55), vs. Gonzaga, 11/29/20

No Players in Double-Figure Points

South Carolina at Auburn, 1/19/12
Opponent Charleston, 11/25/20

Five Players in Double-Figure Points

South Carolina vs. Temple, 12/17/20
Opponent at Alabama, 1/5/20

More Than Five Players in Double-Figure Points

South Carolina 7 vs. Charleston, 11/25/20
Opponent 6 Maryland, 11/18/18

Faced AP Top-25 Opponent

Win 67-62 vs. No. 16 Georgia, 3/7/21
Loss 67-75 at No. 21 Tennessee, 2/18/21

Faced AP Top-10 Opponent

Win 75-70 at No. 10 Kentucky, 1/10/21
Loss 46-54 vs. No. 8 NC State, 12/3/20

Faced AP Top-5 Opponent

Win 70-52 vs. No. 5 UConn, 2/10/20
Loss 57-65 at No. 3 Texas A&M, 2/28/21

Faced AP No. 1 Team

Win Never
Loss 68-93 vs. Baylor, 3/30/19

Overtime Game

Win 58-55 vs. Drexel, 11/28/12
Loss 59-63 at No. 2/5 UConn, 2/8/21

Double-Overtime Game

Win 82-73 at Purdue, 12/16/18
Loss 92-94 at Clemson, 11/19/09

South Carolina Was Ranked (AP Poll)

No. 1 2/8/21
Top 5 No. 5, 3/8/21
Top 10 No. 6, 3/15/21
Top 25 No. 15, 3/19/19

SOUTH CAROLINA SINGLE-QUARTER RECORDS

TEAM	
Scoring	
Most	Points
1. vs. Saint Peter's, 11/22/16, 1st qtr.	37
2. at Vanderbilt, 1/12/20, 3rd qtr. vs. Alabama State, 3rd qtr.	36
4. vs. App State, 11/17/19, 1st qtr. vs. Arkansas, 3/8/19, 3rd qtr. at Arkansas, 2/3/19, 4th qtr. vs. Arkansas, 1/3/16, 2nd qtr.	35
Fewest	Points
1. vs. App State, 12/5/18, 4th qtr.	5
2. vs. Oregon State, 3/23/21, 4th qtr. vs. Indiana, 11/28/19, 4th qtr. vs. St. John's, 11/25/17, 2nd qtr. vs. Stanford, 3/31/17, 2nd qtr. vs. UCLA, 12/18/16, 1st qtr.	6
Fewest Allowed	Points
1. at Vanderbilt, 1/14/21, 2nd qtr. at Ole Miss, 1/30/20, 1st qtr.	0
3. vs. UConn, 2/10/20, 1st qtr.	2
4. vs. App State, 11/17/19, 1st qtr. vs. Belmont, 3/22/19, 2nd qtr. vs. Savannah State, 12/17/17, 3rd qtr.	3
Most Allowed	Points
1. vs. Baylor, 12/2/18, 1st qtr. at Maryland, 11/13/17, 4th qtr. vs. Kentucky, 2/26/17, 4th qtr.	32
4. vs. Arkansas, 3/8/19, 3rd qtr. vs. Connecticut, 3/26/18, 1st qtr. vs. Syracuse, 3/25/16, 4th qtr.	30
Margin of Difference	
Lead	Score Margin
1. vs. Alabama State, 11/5/19, 3rd qtr.	36-9 +37
2. vs. App State, 11/17/19, 1st qtr.	35-3 +32
3. vs. Charleston, 11/25/20, 3rd qtr. vs. USC Upstate, 11/21/19, 3rd atr.	34-8 +26
vs. Arkansas, 1/3/16, 2nd qtr.	33-7 +26
5. vs. Saint Peter's, 11/22/16, 1st qtr.	35-9 +26
	37-12 +25
Deficit	Score Margin
1. vs. UConn, 2/1/18, 2nd qtr.	8-29 -21
2. at Tennessee, 2/15/18, 3rd qtr.	9-29 -20
3. vs. Baylor, 12/2/18, 1st qtr. at Mississippi State, 2/5/18, 4th qtr.	13-32 -19
5. vs. Indiana, 11/28/19, 4th qtr. vs. Connecticut, 3/26/18, 1st qtr.	9-28 -19
	6-24 -18
	12-30 -18
Field Goals	
Made	FGM
1. at Florida, 2/27/20, 1st qtr. vs. Saint Peter's, 11/22/16, 1st qtr.	15
3. vs. App State, 11/17/19, 1st qtr. vs. Notre Dame, 11/26/17, 4th qtr. vs. Arkansas, 1/3/16, 2nd qtr.	14
Attempts	FGA
1. vs. Arkansas, 3/7/20, 4th qtr.	28
2. vs. Arkansas, 1/9/20, 3rd qtr.	25
3. at Alabama, 1/4/21, 3rd qtr. vs. South Dakota, 11/28/20, 2nd vs. Charleston, 11/25/20, 3rd	24

Highest Percentage		FGM-A	Pct
1. vs. Kentucky, 3/5/16, 4th qtr.		11-13	.846
2. at Kentucky, 1/21/18, 3rd qtr.		9-11	.818
3. vs. Belmont, 3/22/19, 3rd qtr. vs. Quinnipiac, 3/25/17, 3rd qtr.		13-16	.813
5. vs. Charleston, 11/25/20, 2nd qtr. vs. Hampton, 12/16/15, 3rd qtr.		12-15	.800
		8-10	.800
Lowest Percentage		FGM-A	Pct
1. vs. Georgia, 1/12/17, 2nd qtr.		1-12	.083
2. vs. NC State, 12/3/20, 2nd qtr.		2-19	.105
3. at Iowa State, 12/6/20, 4th atr.		1-9	.111
4. vs. UCLA, 12/18/16, 1st qtr.		2-15	.133
5. vs. Stanford, 3/31/17, 2nd qtr.		2-14	.143
Lowest Percentage Allowed		FGM-A	Pct
1. at Vanderbilt, 1/14/21, 2nd qtr. at Ole Miss, 1/30/20, 1st qtr.		0-16	.000
vs. Purdue, 12/15/19, 4th qtr.		0-9	.000
4. vs. App State, 11/17/19, 1st qtr. vs. CofC, 12/5/17, 2nd qtr.		0-8	.000
vs. St. John's, 11/25/17, 1st qtr.		1-18	.056
		1-18	.056
		1-17	.059
Highest Percentage Allowed		FGM-A	Pct
1. vs. Drake, 11/24/18, 2nd qtr.		11-13	.846
2. at LSU, 1/15/17, 2nd qtr.		9-12	.750
3. vs. Tennessee, 1/14/18, 2nd qtr. vs. Quinnipiac, 3/25/17, 2nd qtr.		8-11	.727
5. vs. Connecticut, 3/26/18, 2nd qtr. at Missouri, 1/7/18, 4th qtr.		8-11	.727
		10-14	.714
		5-7	.714
Rebounding			
Total		Rebs	
1. vs. Arkansas, 3/7/20, 4th qtr.		28	
2. vs. Charleston, 11/25/20, 3rd qtr.		22	
3. vs. Charleston, 11/25/20, 1st qtr. at Ohio State, 11/14/16, 1st qtr.		20	
5. vs. Temple, 12/17/20, 4th qtr. vs. Arkansas, 1/9/20, 3rd qtr. vs. Arkansas, 1/9/20, 1st qtr. vs. Purdue, 12/15/19, 4th qtr. vs. CofC, 12/5/17, 1st qtr.		20	
		19	
		19	
		19	
		19	
		19	
		19	
Margin		Rebs	Margin
1. vs. Charleston, 11/25/20, 3rd qtr.		22-4	+18
vs. Arkansas, 3/7/20, 4th qtr.		21-5	+16
3. vs. Temple, 12/17/20, 4th qtr. at Alabama, 2/22/16, 4th qtr.		19-4	+15
5. vs. Arkansas, 1/25/18, 1st qtr. vs. Clemson, 12/15/16, 2nd qtr.		18-3	+15
		18-4	+14
		18-4	+14

INDIVIDUAL

Scoring	
Most	Points
1. Kaela Davis at Auburn, 1/5/17, 1st qtr.	19
2. A'ja Wilson vs. Notre Dame, 11/26/17, 4th qtr.	18
3. Alexis Jennings at Florida, 2/17/19, 3rd qtr.	17
4. Aliyah Boston vs. Florida, 12/31/20, 2nd qtr. Herbert Harrigan vs. Texas A&M, 3/1/20, 1st qtr. Kaela Davis vs. Quinnipiac, 3/25/17, 3rd qtr. Tina Roy vs. Arkansas, 1/3/16, 3rd qtr.	15
	15
	15
	15
Rebounding	
Most	Rebs
1. Le'Lea Grissett at Vanderbilt, 1/14/21, 4th qtr.	9
Aliyah Boston vs. UConn, 2/10/20, 1st qtr.	9
Aliyah Boston vs. Arkansas, 1/9/20, 1st atr.	9
Alaina Coates at Arkansas, 2/5/17, 1st qtr.	9
Alaina Coates at Georgia, 1/26/17, 2nd qtr.	9

Official Basketball Box Score -- Game Totals -- Final Statistics
Col. of Charleston vs #1/1 South Carolina
11/25/20 12:00 pm at Columbia, SC

Col. of Charleston 38 • 0-1,0-0 CAA

Table with columns: #, Player, FG-FGA, 3-Ptr, FT-FTA, Rebounds, PF, TP, A TO Blk Stl, Min. Includes player stats for Arynn Eady, Madison Taylor, Taylor Williams, Tyler Gray, Tyler Collins, Shai Blanding, Amira Williams, Chelsea Wooten, Nia Covington, Anika McGarity, Lexi Maddox, Zoe McCrary, and Team.

Summary statistics table for Col. of Charleston game, including 1st-4th quarter percentages and game totals.

#1/1 South Carolina 119 • 1-0,0-0 SEC

Table with columns: #, Player, FG-FGA, 3-Ptr, FT-FTA, Rebounds, PF, TP, A TO Blk Stl, Min. Includes player stats for Aliyah Boston, Victoria Saxton, Zia Cooke, Destanni Henderson, Brea Beal, Olivia Thompson, Eniya Russell, Destiny Littleton, Laeticia Amihere, Lele Grissett, and Elysa Wesolek.

Summary statistics table for #1/1 South Carolina game, including 1st-4th quarter percentages and game totals.

Officials: Saif Esho, Luis Gonzalez, Dawn Marsh
Technical fouls: Col. of Charleston-None. #1/1 South Carolina-None.
Attendance: 3500
2020-21 Women's Basketball. Round: 0. Col. of Charleston vs South Carolina. Pl

Score by periods table for Col. of Charleston vs #1/1 South Carolina.

Points in game table for Col. of Charleston vs #1/1 South Carolina.

Last FG - CC 4th-00:09, SC 4th-00:45.
Largest lead - CC None, SC by 83 4th-00:45.
CC led for 00:00. SC led for 39:55. Game was tied for 00:05.

Score tied - 0 times.
Lead changed - 0 times.

Official Basketball Box Score -- Game Totals -- Final Statistics
South Dakota vs #1/1 South Carolina
11/28/20 2:00 pm at Sioux Falls, SD

South Dakota 71 • 0-1,0-0 Summit L

Table with columns: #, Player, FG-FGA, 3-Ptr, FT-FTA, Rebounds, PF, TP, A TO Blk Stl, Min. Includes player stats for Jeniah Ugofsky, Hannah Sjerven, Liv Korngable, Chloe Lamb, Maddie Krull, Claudia Kunzer, Macy Guebert, Morgan Hansen, Regan Sankey, Kyah Watson, Allison Peplowski, and Alexi Hempe.

Summary statistics table for South Dakota game, including 1st-4th quarter percentages and game totals.

#1/1 South Carolina 81 • 2-0,0-0 SEC

Table with columns: #, Player, FG-FGA, 3-Ptr, FT-FTA, Rebounds, PF, TP, A TO Blk Stl, Min. Includes player stats for Aliyah Boston, Victoria Saxton, Zia Cooke, Destanni Henderson, Brea Beal, Olivia Thompson, Eniya Russell, Destiny Littleton, Laeticia Amihere, Lele Grissett, and Elysa Wesolek.

Summary statistics table for #1/1 South Carolina game, including 1st-4th quarter percentages and game totals.

Officials: Marla Ann Gearhart, Marcus Clayton, Marty Cook
Technical fouls: South Dakota-None. #1/1 South Carolina-None.
Attendance:
2020-21 Women's Basketball. Round: 0. South Carolina vs South Dakota. Played a

Score by periods table for #1/1 South Carolina vs South Dakota.

Points in game table for #1/1 South Carolina vs South Dakota.

Last FG - SD 4th-00:42, SC 4th-02:50.
Largest lead - SD by 5 2nd-07:10, SC by 21 4th-08:18.
SD led for 05:51. SC led for 31:39. Game was tied for 02:30.

Score tied - 5 times.
Lead changed - 4 times.

Official Basketball Box Score -- Game Totals -- Final Statistics
#1/1 South Carolina vs #21/20 Gonzaga
11/29/20 2:00 pm at Sioux Falls, SD

#1/1 South Carolina 79 • 3-0,0-0 SEC

Table with columns: #, Player, FG-FGA, 3-Ptr, FT-FTA, Rebounds, PF, TP, A TO Blk Stl, Min. Includes player stats for Aliyah Boston, Victoria Saxton, Zia Cooke, Destanni Henderson, Brea Beal, Destiny Littleton, Laeticia Amihere, and Lele Grissett.

Summary statistics table for #1/1 South Carolina game, including 1st-4th quarter percentages and game totals.

#21/20 Gonzaga 72 • 0-1,0-0 WCC

Table with columns: #, Player, FG-FGA, 3-Ptr, FT-FTA, Rebounds, PF, TP, A TO Blk Stl, Min. Includes player stats for Jenn Wirth, LeeAnne Wirth, Kayleigh Truong, Cierra Walker, Jill Townsend, Anamaria Virjoghe, Lily Scanlon, Louise Forsyth, Kaylynn Truong, Yvonne Ejim, McKayla Williams, and Melody Kempton.

Summary statistics table for #21/20 Gonzaga game, including 1st-4th quarter percentages and game totals.

Officials: Robert Miles, Marla Ann Gearhart, Marcus Clayton
Technical fouls: #1/1 South Carolina-None. #21/20 Gonzaga-None.
Attendance: 3500
2020-21 Women's Basketball. Round: 0. Gonzaga vs South Carolina. Played at San

Score by periods table for #1/1 South Carolina vs #21/20 Gonzaga.

Points in game table for #1/1 South Carolina vs #21/20 Gonzaga.

Last FG - SC 4th-01:33, Gonz 4th-00:54.
Largest lead - SC by 8 4th-01:33, Gonz by 2 1st-09:17.
SC led for 34:04. Gonz led for 02:48. Game was tied for 03:08.

Score tied - 7 times.
Lead changed - 5 times.

Official Basketball Box Score -- Game Totals -- Final Statistics
#8/6 NC State vs #1/1 South Carolina
12/03/20 7:00 pm at Columbia, SC

#8/6 NC State 54 • 3-0,0-0 ACC

Table with columns: #, Player, FG-FGA, 3-Ptr, FT-FTA, Rebounds, PF, TP, A TO Blk Stl, Min. Includes player stats for Kayla Jones, Elissa Cunane, Raina Perez, Kai Crutchfield, Jakkia Brown-Turner, Rebecca Demeke, Elle Sutphin, and Camille Hobby.

Summary statistics table for #8/6 NC State game, including 1st-4th quarter percentages and game totals.

#1/1 South Carolina 46 • 3-1,0-0 SEC

Table with columns: #, Player, FG-FGA, 3-Ptr, FT-FTA, Rebounds, PF, TP, A TO Blk Stl, Min. Includes player stats for Aliyah Boston, Victoria Saxton, Zia Cooke, Destanni Henderson, Brea Beal, Olivia Thompson, Eniya Russell, Destiny Littleton, Laeticia Amihere, Lele Grissett, and Team.

Summary statistics table for #1/1 South Carolina game, including 1st-4th quarter percentages and game totals.

Officials: Angelica Suffren, Karen Preato, Dee Kanter
Technical fouls: #8/6 NC State-None. #1/1 South Carolina-None.
Attendance: 3500
2020-21 Women's Basketball. Round: 0. NC State vs South Carolina. Played at Co

Score by periods table for #8/6 NC State vs #1/1 South Carolina.

Points in game table for #8/6 NC State vs #1/1 South Carolina.

Last FG - NCSU 4th-00:27, SC 4th-00:50.
Largest lead - NCSU by 8 4th-00:06, SC by 6 2nd-09:37.
NCSU led for 20:08. SC led for 13:51. Game was tied for 06:01.

Score tied - 5 times.
Lead changed - 18 times.

Official Basketball Box Score -- Game Totals -- Final Statistics
#1/1 South Carolina vs #23/18 Iowa State
12/06/20 11:00 am at Ames, IA

#1/1 South Carolina 83 • 4-1,0-0 SEC

Table with columns: # Player, FG-FGA, 3-Ptr, FT-FTA, Rebounds (Off, Def, Tot), PF, TP, A TO Blk Stl, Min. Includes team totals and player stats for Aliyah Boston, Victoria Saxton, etc.

Summary statistics table for #1/1 South Carolina vs #23/18 Iowa State, including FG%, 3FG%, FT%, and Rebounds.

#23/18 Iowa State 65 • 2-2,1-0 Big 12

Table with columns: # Player, FG-FGA, 3-Ptr, FT-FTA, Rebounds (Off, Def, Tot), PF, TP, A TO Blk Stl, Min. Includes team totals and player stats for Kristin Scott, Kylie Feuerbach, etc.

Summary statistics table for #23/18 Iowa State vs #1/1 South Carolina, including FG%, 3FG%, FT%, and Rebounds.

Officials: Nykesha Thompson, Roy Gulbeyan, Dee Kantner
Technical fouls: #1/1 South Carolina-None. #23/18 Iowa State-None.

Attendance: 864
2020-21 Women's Basketball. Round: 0. Iowa St vs South Carolina. Played at Ja

Score by periods table for #1/1 South Carolina vs #23/18 Iowa State.

Points in Paint, Off T/O, 2nd Chance, Fast Break, Bench table for #1/1 South Carolina vs #23/18 Iowa State.

Last FG - SC 4th-07:05, IowaSt 4th-01:38.
Largest lead - SC by 25 4th-07:05, IowaSt None.
SC led for 39:46. IowaSt led for 00:00. Game was tied for 00:14.

Official Basketball Box Score -- Game Totals -- Final Statistics
Temple vs #5/4 South Carolina
12/17/20 7:00 pm at Columbia, SC

Temple 41 • 0-3,0-0 AAC

Table with columns: # Player, FG-FGA, 3-Ptr, FT-FTA, Rebounds (Off, Def, Tot), PF, TP, A TO Blk Stl, Min. Includes team totals and player stats for Alex Williamson, Mia Davis, etc.

Summary statistics table for Temple vs #5/4 South Carolina, including FG%, 3FG%, FT%, and Rebounds.

#5/4 South Carolina 103 • 5-1,0-0 SEC

Table with columns: # Player, FG-FGA, 3-Ptr, FT-FTA, Rebounds (Off, Def, Tot), PF, TP, A TO Blk Stl, Min. Includes team totals and player stats for Aliyah Boston, Laeticia Amihere, etc.

Summary statistics table for #5/4 South Carolina vs Temple, including FG%, 3FG%, FT%, and Rebounds.

Officials: Karleena Tobin, Katie Lukanich, Pualani Spurlock
Technical fouls: Temple-None. #5/4 South Carolina-None.

Attendance: 3500
2020-21 Women's Basketball. Round: 0. South Carolina vs Temple. Played at Colo

Score by periods table for #5/4 South Carolina vs Temple.

Points in Paint, Off T/O, 2nd Chance, Fast Break, Bench table for #5/4 South Carolina vs Temple.

Last FG - Temple 4th-06:44, SC 4th-00:00.
Largest lead - Temple by 3 1st-08:23, SC by 62 4th-00:00.
Temple led for 02:01. SC led for 35:59. Game was tied for 02:00.

Official Basketball Box Score -- Game Totals -- Final Statistics
Florida vs #5/4 South Carolina
12/31/20 4:00 pm at Columbia, SC

Florida 59 • 7-2,0-1 SEC

Table with columns: # Player, FG-FGA, 3-Ptr, FT-FTA, Rebounds (Off, Def, Tot), PF, TP, A TO Blk Stl, Min. Includes team totals and player stats for Faith Dut, Kiara Smith, etc.

Summary statistics table for Florida vs #5/4 South Carolina, including FG%, 3FG%, FT%, and Rebounds.

#5/4 South Carolina 75 • 6-1,1-0 SEC

Table with columns: # Player, FG-FGA, 3-Ptr, FT-FTA, Rebounds (Off, Def, Tot), PF, TP, A TO Blk Stl, Min. Includes team totals and player stats for Aliyah Boston, Victoria Saxton, etc.

Summary statistics table for #5/4 South Carolina vs Florida, including FG%, 3FG%, FT%, and Rebounds.

Officials: Dawn Marsh, Natasha Camy, Pualani Spurlock-Welsh
Technical fouls: Florida-None. #5/4 South Carolina-None.

Attendance: 3500
2020-21 Women's Basketball. Round: 0. Florida vs South Carolina. Played at Col

Score by periods table for Florida vs #5/4 South Carolina.

Points in Paint, Off T/O, 2nd Chance, Fast Break, Bench table for Florida vs #5/4 South Carolina.

Last FG - UF 4th-00:09, SC 4th-01:18.
Largest lead - UF None, SC by 22 3rd-08:51.
UF led for 00:00. SC led for 39:27. Game was tied for 00:23.

Official Basketball Box Score -- Game Totals -- Final Statistics
#5/4 South Carolina vs Alabama
01/04/21 6:00 pm at Tuscaloosa, AL

#5/4 South Carolina 77 • 7-1,2-0 SEC

Table with columns: # Player, FG-FGA, 3-Ptr, FT-FTA, Rebounds (Off, Def, Tot), PF, TP, A TO Blk Stl, Min. Includes team totals and player stats for Ariyah Copeland, Jasmine Walker, etc.

Summary statistics table for #5/4 South Carolina vs Alabama, including FG%, 3FG%, FT%, and Rebounds.

Alabama 60 • 8-1,1-1 SEC

Table with columns: # Player, FG-FGA, 3-Ptr, FT-FTA, Rebounds (Off, Def, Tot), PF, TP, A TO Blk Stl, Min. Includes team totals and player stats for Ariyah Copeland, Jasmine Walker, etc.

Summary statistics table for Alabama vs #5/4 South Carolina, including FG%, 3FG%, FT%, and Rebounds.

Officials: Cameron Inouye, Angelica Suffren, Dee Kantner
Technical fouls: #5/4 South Carolina-None. Alabama-None.

Attendance: 637
2020-21 Women's Basketball. Round: 0. Alabama vs South Carolina. Played at Col

Score by periods table for #5/4 South Carolina vs Alabama.

Points in Paint, Off T/O, 2nd Chance, Fast Break, Bench table for #5/4 South Carolina vs Alabama.

Last FG - SC 4th-00:55, Bama 4th-03:44.
Largest lead - SC by 18 4th-00:55, Bama None.
SC led for 38:12. Bama led for 00:00. Game was tied for 01:48.

Official Basketball Box Score -- Game Totals -- Final Statistics
#5/4 South Carolina vs #10/8 Kentucky
01/10/21 5:00 pm at Lexington, KY

#5/4 South Carolina 75 • 8-1,3-0 SEC

#	Player	Total		3-Ptr		Rebounds			PF	TP	A	TO	Blk	Stl	Min
		FG	FGA	FG	FGA	FT	FTA	Off							
04	Alyyah Boston	f	8-14	1-1	3-4	5	7	12	3	20	1	2	7	3	25
05	Victoria Saxton	f	3-5	0-0	1-4	1	1	2	2	7	0	0	1	2	27
01	Zia Cooke	g	2-12	0-1	3-6	0	3	3	0	7	1	2	0	0	36
03	Destanni Henderson	g	8-17	0-0	6-7	2	6	8	0	22	3	6	0	0	38
12	Brea Beal	g	1-2	0-0	0-0	2	4	6	3	2	0	2	0	0	25
00	Olivia Thompson	g	0-0	0-0	0-0	0	0	0	0	0	0	0	0	0	0+
02	Eniya Russell	g	1-2	1-1	0-0	0	1	1	2	3	0	0	0	0	5
11	Destiny Littleton	g	0-0	0-0	0-0	0	0	0	1	0	0	0	0	0	1
15	Leticia Amihere	g	5-9	0-1	0-0	2	2	4	0	10	1	3	0	1	24
24	LeLe Grissett	g	2-3	0-0	0-0	2	1	3	2	4	0	3	2	0	19
	Team					3	4	7							
Totals			30-64	2-4	13-21	17	29	46	13	75	6	18	10	6	200
1st - FG %:		7-15	46.7%	2nd: 7-17	41.2%	3rd: 10-20	50.0%	4th: 6-12	50.0%	Game: 30-64	46.9%	Deadball			
3FG %:		0-1	0.0%	1-2	50.0%	1-1	100.0%	0-0	0.0%	2-4	50.0%	Rebounds			
FT %:		1-1	100.0%	2-4	50.0%	4-6	66.7%	6-10	60.0%	13-21	61.9%	5			

#10/8 Kentucky 70 • 9-3,2-2 SEC

#	Player	Total		3-Ptr		Rebounds			PF	TP	A	TO	Blk	Stl	Min
		FG	FGA	FG	FGA	FT	FTA	Off							
03	KeKe McKinney	f	0-6	0-3	0-0	2	2	4	3	0	1	1	2	0	30
00	Olivia Owens	c	1-5	0-1	0-0	1	1	2	3	2	0	4	1	1	18
05	Blair Green	g	1-3	1-2	0-0	0	1	1	1	3	1	0	0	0	15
10	Rhnye Howard	g	13-25	0-5	6-6	3	4	7	2	32	3	1	1	2	37
15	Chasity Patterson	g	5-10	2-4	0-0	1	1	2	3	12	4	0	1	2	29
01	Robyn Benton	g	1-9	0-4	3-4	1	1	2	3	5	1	3	1	5	23
13	Jazmine Massengill	g	2-3	0-0	0-0	0	1	1	2	4	0	1	1	2	20
14	Tatyana Wyatt	g	0-0	0-0	0-0	0	0	0	1	0	0	0	0	0	2
21	Nyah Levertter	g	0-0	0-0	0-0	0	1	1	0	0	0	0	0	0	5
44	Dre'Una Edwards	g	5-13	0-1	2-2	4	3	7	2	12	0	3	0	0	21
	Team					3	1	4							
Totals			28-74	3-20	11-12	15	16	31	20	70	10	13	7	12	200
1st - FG %:		9-20	45.0%	2nd: 8-18	44.4%	3rd: 6-14	42.9%	4th: 5-22	22.7%	Game: 28-74	37.8%	Deadball			
3FG %:		0-3	0.0%	1-4	25.0%	0-4	0.0%	2-9	22.2%	3-20	15.0%	Rebounds			
FT %:		1-1	100.0%	5-6	83.3%	3-3	100.0%	2-2	100.0%	11-12	91.7%	2,3			

Officials: Billy Smith,Pualani Spurlock-Welsh,Gina Cross
 Technical fouls: #5/4 South Carolina-None. #10/8 Kentucky-None.
 Attendance: 1200
 2020-21 Women's Basketball. Round: 0. Kentucky vs South Carolina. Played at Me

Score by periods	1st	2nd	3rd	4th	Total
#5/4 South Carolina	15	17	25	18	75
#10/8 Kentucky	19	22	15	14	70

Points	In	Off	2nd	Fast	Bench
UK	56	11	23	12	17
SC	34	22	10	8	21

Last FG - SC 4th-01:11, UK 4th-02:31.
 Largest lead - SC by 9 4th-04:29, UK by 9 2nd-00:02.
 SC led for 12:43. UK led for 25:13. Game was tied for 02:04.

Score tied - 1 time.
 Lead changed - 8 times.

Official Basketball Box Score -- Game Totals -- Final Statistics
#5/4 South Carolina vs Vanderbilt
01/14/21 7:00 pm at Nashville, TN

#5/4 South Carolina 106 • 9-1,4-0 SEC

#	Player	Total		3-Ptr		Rebounds			PF	TP	A	TO	Blk	Stl	Min
		FG	FGA	FG	FGA	FT	FTA	Off							
04	Alyyah Boston	f	4-8	0-1	1-5	4	6	10	0	9	2	2	4	2	19
05	Victoria Saxton	f	9-10	0-0	2-1	1	1	2	0	20	1	0	1	1	21
01	Zia Cooke	g	3-7	0-1	3-4	0	2	2	1	9	2	2	0	1	23
03	Destanni Henderson	g	4-8	1-3	3-3	0	7	7	1	12	9	1	0	0	26
12	Brea Beal	g	7-9	3-4	0-2	1	2	3	0	17	1	0	0	0	20
00	Olivia Thompson	g	1-3	1-3	0-0	0	1	1	1	3	0	0	0	0	5
02	Eniya Russell	g	3-8	0-2	0-2	0	3	3	1	6	1	1	0	2	20
11	Destiny Littleton	g	2-5	2-3	2-2	0	3	3	1	8	2	1	0	1	17
15	Leticia Amihere	g	4-7	0-0	3-5	4	4	8	3	11	1	1	3	3	19
24	LeLe Grissett	g	3-8	0-0	1-1	7	5	12	4	7	0	3	1	0	17
32	Elysa Wesolek	g	2-3	0-0	0-0	1	0	1	0	4	0	0	0	0	13
	Team					2	6	8							
Totals			42-76	7-17	15-25	20	40	60	12	106	19	12	9	10	200
1st - FG %:		13-21	61.9%	2nd: 6-13	46.2%	3rd: 13-22	59.1%	4th: 10-20	50.0%	Game: 42-76	55.3%	Deadball			
3FG %:		2-3	66.7%	1-4	25.0%	2-5	40.0%	2-5	40.0%	7-17	41.2%	Rebounds			
FT %:		2-3	66.7%	6-8	75.0%	5-9	55.6%	2-5	40.0%	15-25	60.0%	5			

Vanderbilt 43 • 4-3,0-2 SEC

#	Player	Total		3-Ptr		Rebounds			PF	TP	A	TO	Blk	Stl	Min
		FG	FGA	FG	FGA	FT	FTA	Off							
05	Yaubryon Chambers	f	1-7	0-0	0-2	1	1	2	4	2	0	2	1	3	32
23	Koi Love	f	8-21	1-2	1-5	0	9	9	2	18	0	5	0	1	33
01	Enna Pehadzig	g	4-12	1-1	0-0	2	2	4	2	9	0	4	0	1	34
02	Chelsie Hall	g	3-13	0-0	2-2	0	4	4	2	8	1	4	0	1	31
02	Brylee Bartram	g	0-5	0-5	0-0	0	0	0	0	0	1	2	0	0	33
00	Bella LaChance	g	1-4	0-0	0-0	0	1	1	1	2	1	0	0	1	14
25	Kyndall Golden	g	1-2	0-0	0-0	0	2	2	5	2	0	1	0	0	13
44	Emily Bowman	g	1-1	0-0	0-0	1	0	1	2	2	0	0	1	0	10
	Team					5	0	5							
Totals			19-65	2-8	3-9	9	19	28	18	43	3	19	2	7	200
1st - FG %:		5-15	33.3%	2nd: 0-16	0.0%	3rd: 7-17	41.2%	4th: 7-17	41.2%	Game: 19-65	29.2%	Deadball			
3FG %:		1-2	50.0%	0-3	0.0%	0-0	0.0%	1-3	33.3%	2-8	25.0%	Rebounds			
FT %:		2-4	50.0%	0-0	0.0%	0-0	0.0%	1-5	20.0%	3-9	33.3%	3			

Officials: Eric Koch,Karleena Tobin,Laura Morris
 Technical fouls: #5/4 South Carolina-None. Vanderbilt-None.
 Attendance: 24
 2020-21 Women's Basketball. Round: 0. South Carolina vs Vanderbilt. Played at

Score by periods	1st	2nd	3rd	4th	Total
#5/4 South Carolina	30	19	33	24	106
Vanderbilt	13	0	14	16	43

Points	In	Off	2nd	Fast	Bench
SC	66	23	20	41	39
Vandy	32	6	2	12	6

Last FG - SC 4th-00:53, Vandy 4th-02:04.
 Largest lead - SC by 63 4th-04:43, Vandy None.
 SC led for 39:39. Vandy led for 00:00. Game was tied for 00:12.

Score tied - 0 times.
 Lead changed - 0 times.

Official Basketball Box Score -- Game Totals -- Final Statistics
#15/16 Arkansas vs #4/4 South Carolina
01/18/21 7:00 pm at Columbia, SC

#15/16 Arkansas 82 • 11-5,2-4 SEC

#	Player	Total		3-Ptr		Rebounds			PF	TP	A	TO	Blk	Stl	Min
		FG	FGA	FG	FGA	FT	FTA	Off							
24	Taylah Thomas	f	2-5	1-1	4-4	2	4	6	3	9	1	0	0	0	22
12	Destiny Slocum	g	7-15	1-4	0-1	1	3	4	4	15	5	2	0	2	33
23	Amber Ramirez	g	4-7	0-0	2-2	0	3	3	2	10	0	1	3	0	33
33	Chelsea Dungee	g	8-18	2-2	4-6	0	5	5	1	22	1	3	1	1	36
43	Makayla Daniels	g	4-10	2-4	0-0	0	1	1	2	10	1	2	0	2	26
01	Marquesha Davis	g	1-5	1-2	0-0	0	3	3	0	3	1	0	1	1	17
04	Erynn Barnum	g	6-10	0-0	1-1	2	1	3	3	13	0	0	1	0	16
14	Jailyn Mason	g	0-1	0-0	0-0	0	0	0	3	0	1	0	0	0	15
25	Destinee Oberg	g	0-0	0-0	0-0	0	0	0	1	0	0	0	0	0	2
	Team					4	0	4							
Totals			32-71	7-13	11-14	9	20	29	19	82	10	9	6	6	200
1st - FG %:		8-21	38.1%	2nd: 7-14	50.0%	3rd: 9-18	50.0%	4th: 8-18	44.4%	Game: 32-71	45.1%	Deadball			
3FG %:		1-4	25.0%	2-3	66.7%	2-3	66.7%	2-3	66.7%	7-13	53.8%	Rebounds			
FT %:		0-0	0.0%	4-4	100.0%	4-4	100.0%	3-6	50.0%	11-14	78.6%	1			

#4/4 South Carolina 104 • 10-1,5-0 SEC

#	Player	Total		3-Ptr		Rebounds			PF	TP	A	TO	Blk	Stl	Min
		FG	FGA	FG	FGA	FT	FTA	Off							
04	Alyyah Boston	f	11-17	0-2	4-5	6	10	16	2	26	3	1	6	0	32
05	Victoria Saxton	f	5-8	0-0	0-1	0	4	4	2	10	0	1	1	0	18
01	Zia Cooke	g	3-7	1-3	2-2	0	3	3	4	9	3	4	0	0	22
03	Destanni Henderson	g	6-13	2-2	0-0	1	1	2	2	14	10	2	0	1	36
12	Brea Beal	g	7-11	3-5	5-6	0	4								

Official Basketball Box Score -- Game Totals -- Final Statistics
#4/3 South Carolina vs LSU
01/24/21 12:00 pm at Baton Rouge, LA

#4/3 South Carolina 69 • 12-1,7-0 SEC

##	Player	Total			3-Ptr			Rebounds			PF	TP	A	TO	Blk	Stl	Min
		FG-FGA	FG-FGA	FT-FTA	FG-FGA	FG-FGA	FT-FTA	Off	Def	Tot							
04	Aliyah Boston	f	8-15	0-2	4-7	6	8	14	3	20	0	1	1	0	0	36	
05	Victoria Saxton	f	2-5	0-0	0-2	2	3	5	3	4	0	1	1	0	1	25	
01	Zia Cooke	g	4-10	0-3	3-6	0	1	1	2	11	0	4	0	2	37		
03	Destanni Henderson	g	5-11	2-7	4-4	0	5	5	2	16	8	6	0	2	35		
12	Brea Beal	g	4-9	0-2	2-6	1	3	4	3	10	4	0	1	2	34		
02	Eniya Russell	g	0-0	0-0	0-0	0	0	0	0	0	0	0	0	0	1		
11	Destiny Littleton	g	0-1	0-1	0-0	0	1	1	0	0	0	1	0	0	7		
15	Lacticia Amihere	g	0-0	0-0	0-0	0	2	2	1	0	0	1	0	0	7		
24	LeLe Grissett	g	4-6	0-0	0-0	3	0	3	1	8	3	2	0	0	18		
Team						3	1	4									
Totals			27-57	2-15	13-25	15	24	39	15	69	16	16	3	8	200		

1st - FG %: 5-17 29.4% 2nd: 4-11 36.4% 3rd: 8-13 61.5% 4th: 10-16 62.5% Game: 27-57 47.4% Deadball Rebounds 7
 3FG %: 0-7 0.0% 0-2 0.0% 1-4 25.0% 1-2 50.0% 2-15 13.3%
 FT %: 3-5 60.0% 2-4 50.0% 3-8 37.5% 5-8 62.5%

LSU 65 • 6-7,4-3 SEC

##	Player	Total			3-Ptr			Rebounds			PF	TP	A	TO	Blk	Stl	Min
		FG-FGA	FG-FGA	FT-FTA	FG-FGA	FG-FGA	FT-FTA	Off	Def	Tot							
00	Awa Trasi	f	4-6	0-0	1-2	0	4	4	4	9	0	2	0	1	31		
24	Faustina Aifuwa	c	1-7	0-0	5-6	2	3	5	3	7	0	3	1	0	29		
03	Khayla Pointer	g	7-16	1-4	3-4	3	2	5	2	18	3	4	0	1	37		
23	Karli Seay	g	2-7	0-0	0-0	2	3	5	2	4	0	0	0	3	35		
25	Rakell Spencer	g	0-1	0-0	2-2	3	1	4	3	2	0	3	0	0	16		
01	Jailin Cherry	g	3-7	1-1	0-0	0	1	1	2	7	0	2	0	1	22		
02	Tiara Young	g	7-13	0-1	2-2	2	4	6	4	16	1	2	0	1	21		
15	Ajae Petty	g	1-3	0-0	0-0	0	0	0	2	2	0	1	0	0	9		
Team						1	2	3									
Totals			25-60	2-6	13-17	13	20	33	22	65	4	17	1	7	200		

1st - FG %: 5-17 29.4% 2nd: 5-13 38.5% 3rd: 7-12 58.3% 4th: 8-18 44.4% Game: 25-60 41.7% Deadball Rebounds 2
 3FG %: 0-1 0.0% 0-0 0.0% 1-2 50.0% 1-3 33.3% 2-6 33.3%
 FT %: 2-3 66.7% 3-4 75.0% 5-6 83.3% 3-4 75.0% 13-17 76.5%

Officials: Karen Preato, Eric J Brewton, Tina Napier
 Technical fouls: #4/3 South Carolina-None. LSU-None.
 Attendance: 918
 2020-21 Women's Basketball. Round: 0. LSU vs South Carolina. Played at Maravic

Score by periods	1st	2nd	3rd	4th	Total	Points	In Paint	Off T/O	2nd Chance	Fast Break	Bench
#4/3 South Carolina	13	10	20	26	69	48	15	8	30	8	
LSU	12	13	20	20	65	32	14	7	6	25	

Last FG - SC 4th-01:14, LSU 4th-00:01.
 Largest lead - SC by 9 4th-01:14, LSU by 6 3rd-08:40.
 SC led for 17:16. LSU led for 14:11. Game was tied for 08:33.
 Score tied - 10 times.
 Lead changed - 8 times.

Official Basketball Box Score -- Game Totals -- Final Statistics
#4/3 South Carolina vs #21/19 Mississippi State
01/28/21 6:00 pm at Starkville, MS

#4/3 South Carolina 75 • 13-1,8-0 SEC

##	Player	Total			3-Ptr			Rebounds			PF	TP	A	TO	Blk	Stl	Min
		FG-FGA	FG-FGA	FT-FTA	FG-FGA	FG-FGA	FT-FTA	Off	Def	Tot							
04	Aliyah Boston	f	3-7	0-2	0-0	4	8	12	4	6	0	4	3	0	22		
05	Victoria Saxton	f	5-8	0-0	3-3	6	5	11	2	13	2	0	1	1	27		
01	Zia Cooke	g	6-16	1-3	6-6	0	3	3	0	19	3	2	0	2	36		
03	Destanni Henderson	g	3-8	0-4	0-0	1	3	4	0	6	2	2	0	1	35		
12	Brea Beal	g	1-8	0-2	4-6	1	4	5	2	6	0	1	0	1	24		
00	Olivia Thompson	g	1-1	1-1	0-0	0	0	0	0	3	0	0	0	0	1		
02	Eniya Russell	g	1-2	0-0	0-0	1	0	1	0	2	0	0	0	0	2		
11	Destiny Littleton	g	1-1	0-0	0-0	0	0	0	0	2	2	1	0	2	8		
15	Lacticia Amihere	g	3-9	0-1	1-1	1	6	7	3	7	2	3	0	1	18		
24	LeLe Grissett	g	3-6	0-0	5-6	3	2	5	1	11	1	0	0	1	24		
32	Elysa Wesolek	g	0-0	0-0	0-0	0	0	0	0	2	0	0	0	0	3		
Team						1	2	3									
Totals			27-66	2-13	19-22	18	33	51	14	75	12	13	4	9	200		

1st - FG %: 4-14 28.6% 2nd: 11-21 52.4% 3rd: 4-16 25.0% 4th: 8-15 53.3% Game: 27-66 40.9% Deadball Rebounds 2
 3FG %: 0-2 0.0% 1-5 20.0% 1-3 33.3% 4-5 80.0% 10-11 90.9%
 FT %: 2-2 100.0% 3-4 75.0% 10-11 90.9%

#21/19 Mississippi State 52 • 8-5,3-4 SEC

##	Player	Total			3-Ptr			Rebounds			PF	TP	A	TO	Blk	Stl	Min
		FG-FGA	FG-FGA	FT-FTA	FG-FGA	FG-FGA	FT-FTA	Off	Def	Tot							
04	Jessica Carter	f	6-16	0-0	0-0	2	8	10	4	12	0	0	3	0	33		
10	Sidney Cooks	f	2-6	1-4	0-0	0	2	2	4	5	1	0	0	0	19		
00	Ja'Mya Mingo-Young	g	2-6	0-1	1-1	2	0	2	1	5	1	3	1	1	25		
01	Myah Taylor	g	3-5	2-3	2-4	1	2	3	3	10	5	5	1	2	31		
21	Madison Hayes	g	0-5	0-1	1-4	3	1	4	3	1	2	2	0	1	21		
02	KN'isha Godfrey	g	0-2	0-2	0-0	0	0	0	3	0	0	1	0	0	4		
03	Aliyah Matharu	g	2-7	0-2	0-2	2	3	5	1	4	0	0	0	1	13		
05	Rickea Jackson	g	7-16	0-1	1-2	3	3	6	0	15	0	1	0	1	31		
11	Xaria Wiggins	g	0-1	0-0	0-2	0	1	1	0	0	0	1	1	0	12		
20	Yerniyah Morris	g	0-1	0-0	0-0	2	1	3	1	0	0	2	0	0	8		
23	Caterion Thompson	g	0-0	0-0	0-0	0	0	0	0	0	0	0	0	0	3		
Team						1	1	2									
Totals			22-65	3-14	5-15	16	22	38	20	52	9	15	6	6	200		

1st - FG %: 5-20 25.0% 2nd: 5-15 33.3% 3rd: 7-14 50.0% 4th: 5-16 31.3% Game: 22-65 33.8% Deadball Rebounds 4
 3FG %: 1-4 25.0% 1-2 50.0% 1-3 33.3% 0-5 0.0% 3-14 21.4%
 FT %: 0-2 0.0% 1-2 50.0% 3-6 50.0% 1-5 20.0% 5-15 33.3%

Officials: Karen Preato, Brian Garland, Brian Hall
 Technical fouls: #4/3 South Carolina-None. #21/19 Mississippi State-None.
 Attendance: 1000
 2020-21 Women's Basketball. Round: 0. Mississippi St. vs South Carolina. Played

Score by periods	1st	2nd	3rd	4th	Total	Points	In Paint	Off T/O	2nd Chance	Fast Break	Bench
#4/3 South Carolina	10	26	18	21	75	44	16	21	17	25	
#21/19 Mississippi State	11	12	18	11	52	38	10	8	8	19	

Last FG - SC 4th-00:31, MSU 4th-01:18.
 Largest lead - SC by 23 4th-00:31, MSU by 5 1st-07:49.
 SC led for 30:11. MSU led for 08:14. Game was tied for 01:06.
 Score tied - 0 times.
 Lead changed - 3 times.

Official Basketball Box Score -- Game Totals -- Final Statistics
Alabama vs #4/3 South Carolina
01/31/21 3:00 pm at Columbia, SC

Alabama 63 • 12-4,5-4 SEC

##	Player	Total			3-Ptr			Rebounds			PF	TP	A	TO	Blk	Stl	Min
		FG-FGA	FG-FGA	FT-FTA	FG-FGA	FG-FGA	FT-FTA	Off	Def	Tot							
22	Ariyah Copeland	f	3-10	0-0	0-0	3	4	7	3	6	2	0	2	0	23		
04	Jasmine Walker	f	5-11	3-7	2-2	0	5	5	5	15	1	4	2	2	31		
01	Megan Abrams	g	3-8	1-3	3-4	2	3	5	3	10	2	1	0	0	25		
03	Jordan Lewis	g	7-19	3-6	2-5	4	1	5	2	19	2	5	0	3	39		
05	Hannah Barber	g	1-6	0-4	0-0	1	1	2	1	2	1	0	0	1	32		
11	Destiny Rice	g	4-7	0-0	1-1	0	2	2	4	9	0	1	0	0	23		
12	Allie Craig Cruce	g	0-0	0-0	0-0	0	2	2	1	0	0	0	0	0	16		
14	Myra Gordon	g	0-1	0-0	0-0	0	0	0	0	0	0	0	0	0	2		
24	De'Sha Benjamin	g	1-4	0-1	0-0	0	1	1	2	2	1	1	0	0	9		
Team						0	1	1									
Totals			24-66	7-21	8-12	10	20	30	21	63	9	13	4	6	200		

1st - FG %: 8-20 40.0% 2nd: 8-12 66.7% 3rd: 5-16 31.3% 4th: 3-18 16.7% Game: 24-66 36.4% Deadball Rebounds 3
 3FG %: 3-8 37.5% 3-4 75.0% 1-3 33.3% 1-6 16.7% 7-21 33.3%
 FT %: 2-4 50.0% 2-2 100.0% 2-2 100.0% 2-4 50.0% 8-12 66.7%

#4/3 South Carolina 87 • 14-1,9-0 SEC

##	Player	Total			3-Ptr			Rebounds			PF	TP	A	TO	Blk	Stl	Min
		FG-FGA	FG-FGA	FT-FTA	FG-FGA	FG-FGA	FT-FTA	Off	Def	Tot							
04	Aliyah Boston	f	2-10	0-1	2-2	4	9	13	1	6	6	2	3	0	32		
05	Victoria Saxton	f	5-7	0-0	0-0	0	1	1	2	10	0						

Official Basketball Box Score -- Game Totals -- Final Statistics
#1/1 South Carolina vs #2/5 UConn
02/08/21 7:00 pm at Mansfield, CT

#1/1 South Carolina 59 • 15-2,10-0 SEC

Table with columns: #, Player, FG-FGA, 3-Ptr, FT-FTA, Rebounds, PF, TP, A, TO, Blk, Stl, Min. Includes team totals and shooting percentages.

#2/5 UConn 63 • 14-1,11-0 Big Ea

Table with columns: #, Player, FG-FGA, 3-Ptr, FT-FTA, Rebounds, PF, TP, A, TO, Blk, Stl, Min. Includes team totals and shooting percentages.

Officials: Tiara Cruse, Joseph Vaszi, Dee Kantner

Technical fouls: #1/1 South Carolina-None. #2/5 UConn-None.

Attendance: 2020-21 Women's Basketball. Round: 0. South Carolina vs UConn. Played at Harry

Score by periods table with columns: 1st, 2nd, 3rd, 4th, OT, Total. Includes points in paint, off T/O, 2nd chance, fast break, and bench points.

Last FG - SC OT-01:56, UConn OT-00:10. Largest lead - SC by 6 1st-02:03, UConn by 7 4th-09:15. SC led for 25:03. UConn led for 13:40. Game was tied for 06:17.

Score tied - 8 times. Lead changed - 7 times.

Official Basketball Box Score -- Game Totals -- Final Statistics
Missouri vs #1/3 South Carolina
02/11/21 7:00 pm at Columbia, SC

Missouri 62 • 7-8,3-7 SEC

Table with columns: #, Player, FG-FGA, 3-Ptr, FT-FTA, Rebounds, PF, TP, A, TO, Blk, Stl, Min. Includes team totals and shooting percentages.

#1/3 South Carolina 77 • 16-2,11-0 SEC

Table with columns: #, Player, FG-FGA, 3-Ptr, FT-FTA, Rebounds, PF, TP, A, TO, Blk, Stl, Min. Includes team totals and shooting percentages.

Officials: Carla Fountain, Brian Garland, Karen Preato

Technical fouls: Missouri-None. #1/3 South Carolina-None.

Attendance: 3500

2020-21 Women's Basketball. Round: 0. Missouri vs South Carolina. Played at Co

Score by periods table with columns: 1st, 2nd, 3rd, 4th, Total. Includes points in paint, off T/O, 2nd chance, fast break, and bench points.

Last FG - Missouri 4th-00:49, SC 4th-03:10. Largest lead - Missouri by 5 1st-03:37, SC by 21 4th-03:10. Missouri led for 12:53. SC led for 22:14. Game was tied for 04:53.

Score tied - 6 times. Lead changed - 3 times.

Official Basketball Box Score -- Game Totals -- Final Statistics
LSU vs #1/3 South Carolina
02/14/21 12:00 pm at Columbia, SC

LSU 59 • 8-10,6-6 SEC

Table with columns: #, Player, FG-FGA, 3-Ptr, FT-FTA, Rebounds, PF, TP, A, TO, Blk, Stl, Min. Includes team totals and shooting percentages.

#1/3 South Carolina 66 • 17-2,12-0 SEC

Table with columns: #, Player, FG-FGA, 3-Ptr, FT-FTA, Rebounds, PF, TP, A, TO, Blk, Stl, Min. Includes team totals and shooting percentages.

Officials: Douglas Knight, Felicia Grinter, Denise Brooks

Technical fouls: LSU-None. #1/3 South Carolina-None.

Attendance: 3500

2020-21 Women's Basketball. Round: 0. LSU vs South Carolina. Played at Colonia

Score by periods table with columns: 1st, 2nd, 3rd, 4th, Total. Includes points in paint, off T/O, 2nd chance, fast break, and bench points.

Last FG - LSU 4th-00:24, SC 4th-01:43. Largest lead - LSU by 4 1st-08:55, SC by 18 3rd-00:47. LSU led for 02:13. SC led for 36:46. Game was tied for 01:01.

Score tied - 1 time. Lead changed - 1 time.

Official Basketball Box Score -- Game Totals -- Final Statistics
#2/3 South Carolina vs #21/21 Tennessee
02/18/21 7:00 pm at Knoxville, TN

#2/3 South Carolina 67 • 17-3,12-1 SEC

Table with columns: #, Player, FG-FGA, 3-Ptr, FT-FTA, Rebounds, PF, TP, A, TO, Blk, Stl, Min. Includes team totals and shooting percentages.

#21/21 Tennessee 75 • 13-5,7-3 SEC

Table with columns: #, Player, FG-FGA, 3-Ptr, FT-FTA, Rebounds, PF, TP, A, TO, Blk, Stl, Min. Includes team totals and shooting percentages.

Officials: Natasha Camy, Eric Brewton, Laura Morris

Technical fouls: #2/3 South Carolina-None. #21/21 Tennessee-None.

Attendance: 2512

2020-21 Women's Basketball. Round: 0. South Carolina vs Tennessee. Played at T

Score by periods table with columns: 1st, 2nd, 3rd, 4th, Total. Includes points in paint, off T/O, 2nd chance, fast break, and bench points.

Last FG - SC 4th-00:37, UT 4th-01:16. Largest lead - SC by 16 2nd-01:43, UT by 9 4th-00:47. SC led for 25:07. UT led for 10:34. Game was tied for 04:19.

Score tied - 10 times. Lead changed - 6 times.

Official Basketball Box Score -- Game Totals -- Final Statistics
#17/17 Kentucky vs #2/3 South Carolina
02/21/21 3:00 pm at Columbia, SC

#17/17 Kentucky 55 • 15-6,8-5 SEC

Table with columns: #, Player, FG-FGA, 3-Ptr, FT-FTA, Rebounds (Off, Def, Tot), PF, TP, A, TO, Blk, Stl, Min. Includes team totals and shooting percentages.

Summary statistics table for #17/17 Kentucky, including 1st-4th quarter percentages and game totals.

#2/3 South Carolina 76 • 18-3,13-1 SEC

Table with columns: #, Player, FG-FGA, 3-Ptr, FT-FTA, Rebounds (Off, Def, Tot), PF, TP, A, TO, Blk, Stl, Min. Includes team totals and shooting percentages.

Summary statistics table for #2/3 South Carolina, including 1st-4th quarter percentages and game totals.

Officials: Jesse Dickerson, Brian Garland, Beverly Roberts
Technical fouls: #17/17 Kentucky-None. #2/3 South Carolina-None.
Attendance: 3500
2020-21 Women's Basketball. Round: 0. Kentucky vs South Carolina. Played at Co

Score by periods table for #17/17 Kentucky vs #2/3 South Carolina.

Last FG - KY 4th-00:02, SC 4th-00:27.
Largest lead - KY by 1 1st-06:35, SC by 24 4th-01:09.
KY led for 00:53. SC led for 36:31. Game was tied for 02:36.

Official Basketball Box Score -- Game Totals -- Final Statistics
Ole Miss vs #5/6 South Carolina
02/25/21 1:00 pm at Columbia, SC

Ole Miss 43 • 9-10,3-10 SEC

Table with columns: #, Player, FG-FGA, 3-Ptr, FT-FTA, Rebounds (Off, Def, Tot), PF, TP, A, TO, Blk, Stl, Min. Includes team totals and shooting percentages.

Summary statistics table for Ole Miss vs #5/6 South Carolina, including 1st-4th quarter percentages and game totals.

#5/6 South Carolina 68 • 19-3,14-1 SEC

Table with columns: #, Player, FG-FGA, 3-Ptr, FT-FTA, Rebounds (Off, Def, Tot), PF, TP, A, TO, Blk, Stl, Min. Includes team totals and shooting percentages.

Summary statistics table for #5/6 South Carolina, including 1st-4th quarter percentages and game totals.

Officials:
Technical fouls: Ole Miss-None. #5/6 South Carolina-None.
Attendance: 3500
2020-21 Women's Basketball. Round: 0. Ole Miss vs South Carolina. Played at Co

Score by periods table for Ole Miss vs #5/6 South Carolina.

Last FG - OM 4th-02:39, SC 4th-00:44.
Largest lead - OM by 4 1st-07:38, SC by 25 4th-00:44.
OM led for 01:44. SC led for 35:43. Game was tied for 02:33.

Official Basketball Box Score -- Game Totals -- Final Statistics
#5/6 South Carolina vs #3/3 Texas A&M
02/28/21 1:00 pm at College Station, TX

#5/6 South Carolina 57 • 19-4,14-2 SEC

Table with columns: #, Player, FG-FGA, 3-Ptr, FT-FTA, Rebounds (Off, Def, Tot), PF, TP, A, TO, Blk, Stl, Min. Includes team totals and shooting percentages.

Summary statistics table for #5/6 South Carolina vs #3/3 Texas A&M, including 1st-4th quarter percentages and game totals.

#3/3 Texas A&M 65 • 22-1,13-1 SEC

Table with columns: #, Player, FG-FGA, 3-Ptr, FT-FTA, Rebounds (Off, Def, Tot), PF, TP, A, TO, Blk, Stl, Min. Includes team totals and shooting percentages.

Summary statistics table for #3/3 Texas A&M vs #5/6 South Carolina, including 1st-4th quarter percentages and game totals.

Officials: Eric Brewton, Douglas Knight, Tina Napier
Technical fouls: #5/6 South Carolina-None. #3/3 Texas A&M-None.
Attendance: 2700
2020-21 Women's Basketball. Round: 0. South Carolina vs Texas A&M. Played at R

Score by periods table for #5/6 South Carolina vs #3/3 Texas A&M.

Last FG - SC 4th-03:01, TAM 4th-01:15.
Largest lead - SC by 2 1st-08:19, TAM by 15 3rd-01:27.
SC led for 02:59. TAM led for 35:25. Game was tied for 01:36.

Official Basketball Box Score -- Game Totals -- Final Statistics
Alabama vs #7/7 South Carolina
03/05/21 6:00 pm at

Alabama 63 • 16-9,8-8 SEC

Table with columns: #, Player, FG-FGA, 3-Ptr, FT-FTA, Rebounds (Off, Def, Tot), PF, TP, A, TO, Blk, Stl, Min. Includes team totals and shooting percentages.

Summary statistics table for Alabama vs #7/7 South Carolina, including 1st-4th quarter percentages and game totals.

#7/7 South Carolina 75 • 20-4,14-2 SEC

Table with columns: #, Player, FG-FGA, 3-Ptr, FT-FTA, Rebounds (Off, Def, Tot), PF, TP, A, TO, Blk, Stl, Min. Includes team totals and shooting percentages.

Summary statistics table for #7/7 South Carolina vs Alabama, including 1st-4th quarter percentages and game totals.

Officials: Brian Hall, Laura Morris, Dee Kantner
Technical fouls: Alabama-None. #7/7 South Carolina-None.
Attendance:
2020-21 Women's Basketball. Round: 0. Alabama vs South Carolina. Played at .

Score by periods table for Alabama vs #7/7 South Carolina.

Last FG - Bama 4th-05:08, SC 4th-02:03.
Largest lead - Bama None, SC by 27 2nd-04:47.
Bama led for 00:00. SC led for 38:48. Game was tied for 01:12.

Official Basketball Box Score -- Game Totals -- Final Statistics
#14/16 Tennessee vs #7/7 South Carolina
03/06/21 6:30 pm at

#14/16 Tennessee 52 • 16-7,9-4 SEC

Table with columns: Player, FG-FGA, 3-Ptr, FT-FTA, Rebounds, PF, TP, A TO Blk Stl, Min. Rows include Renna Davis, Rae Burrell, Kasiyahna Kushkithuah, Tamari Key, Jordan Walker, etc.

Summary statistics table for #14/16 Tennessee including FG%, 3FG%, FT%, 2nd, 3rd, 4th, Game, and Deadball Rebounds.

#7/7 South Carolina 67 • 21-4,14-2 SEC

Table with columns: Player, FG-FGA, 3-Ptr, FT-FTA, Rebounds, PF, TP, A TO Blk Stl, Min. Rows include Aliyah Boston, Victoria Saxton, Zia Cooke, etc.

Summary statistics table for #7/7 South Carolina including FG%, 3FG%, FT%, 2nd, 3rd, 4th, Game, and Deadball Rebounds.

Officials: Brian Garland, Laura Morris, Eric Brewster
Technical fouls: #14/16 Tennessee-Renna Davis, #7/7 South Carolina-Zia Cooke
Attendance: 2662
2020-21 Women's Basketball, Round: 0, South Carolina vs Tennessee, Played at .

Score by periods table for #14/16 Tennessee vs #7/7 South Carolina showing 1st, 2nd, 3rd, 4th, and Total scores.

Points in Paint, Off T/O, 2nd Chance, Fast Break, and Bench statistics for #14/16 Tennessee vs #7/7 South Carolina.

Last FG - TN 4th-00:19, SC 4th-01:31.
Largest lead - TN by 1 1st-04:38, SC by 21 4th-08:56.
TN led for 00:20. SC led for 36:07. Game was tied for 03:33.

Score tied - 4 times.
Lead changed - 2 times.

Official Basketball Box Score -- Game Totals -- Final Statistics
#16/21 Georgia vs #7/7 South Carolina
03/07/21 2:00 pm at

#16/21 Georgia 62 • 20-6,10-5 SEC

Table with columns: Player, FG-FGA, 3-Ptr, FT-FTA, Rebounds, PF, TP, A TO Blk Stl, Min. Rows include Jordan Isaacs, Jenna Staiti, Gabby Connally, etc.

Summary statistics table for #16/21 Georgia including FG%, 3FG%, FT%, 2nd, 3rd, 4th, Game, and Deadball Rebounds.

#7/7 South Carolina 67 • 22-4,14-2 SEC

Table with columns: Player, FG-FGA, 3-Ptr, FT-FTA, Rebounds, PF, TP, A TO Blk Stl, Min. Rows include Aliyah Boston, Victoria Saxton, Zia Cooke, etc.

Summary statistics table for #7/7 South Carolina including FG%, 3FG%, FT%, 2nd, 3rd, 4th, Game, and Deadball Rebounds.

Officials: Gina Cross, Felicia Grinter, Tina Napier
Technical fouls: #16/21 Georgia-None, #7/7 South Carolina-None.
Attendance: 2872
2020-21 Women's Basketball, Round: 0, Georgia vs South Carolina, Played at .

Score by periods table for #16/21 Georgia vs #7/7 South Carolina showing 1st, 2nd, 3rd, 4th, and Total scores.

Points in Paint, Off T/O, 2nd Chance, Fast Break, and Bench statistics for #16/21 Georgia vs #7/7 South Carolina.

Last FG - GA 4th-00:15, SC 4th-00:33.
Largest lead - GA by 6 1st-00:00, SC by 9 3rd-00:24.
GA led for 16:14. SC led for 18:56. Game was tied for 04:50.

Score tied - 10 times.
Lead changed - 10 times.

Official Basketball Box Score -- Game Totals -- Final Statistics
#14/16 Tennessee vs #6/5 South Carolina
03/21/21 5:00 pm at San Antonio, TX

Mercer 53 • 19-7,10-3 SoCon

Table with columns: Player, FG-FGA, 3-Ptr, FT-FTA, Rebounds, PF, TP, A TO Blk Stl, Min. Rows include Jaron Dougherty, Allie Thayne, Amorina Neal-Tysor, etc.

Summary statistics table for Mercer vs #6/5 South Carolina including FG%, 3FG%, FT%, 2nd, 3rd, 4th, Game, and Deadball Rebounds.

#6/5 South Carolina 79 • 23-4,14-2 SEC

Table with columns: Player, FG-FGA, 3-Ptr, FT-FTA, Rebounds, PF, TP, A TO Blk Stl, Min. Rows include Aliyah Boston, Victoria Saxton, Zia Cooke, etc.

Summary statistics table for #6/5 South Carolina including FG%, 3FG%, FT%, 2nd, 3rd, 4th, Game, and Deadball Rebounds.

Officials: Joshua Hall, Robert Scofield, Felicia Grinter
Technical fouls: Mercer-None, #6/5 South Carolina-None.
Attendance:
First Round
2020-21 Women's Basketball, Round: 1, Mercer vs South Carolina, Played at Alam

Score by periods table for Mercer vs #6/5 South Carolina showing 1st, 2nd, 3rd, 4th, and Total scores.

Points in Paint, Off T/O, 2nd Chance, Fast Break, and Bench statistics for Mercer vs #6/5 South Carolina.

Last FG - Mercer 4th-00:37, SC 4th-03:44.
Largest lead - Mercer None, SC by 28 4th-03:44.
Mercer led for 00:00. SC led for 38:08. Game was tied for 01:52.

Score tied - 1 time.
Lead changed - 0 times.

Official Basketball Box Score -- Game Totals -- Final Statistics
Oregon St. vs #6/5 South Carolina
03/23/21 6:00 pm at San Antonio, TX

Oregon St. 42 • 12-8,7-6 Pac-12

Table with columns: Player, FG-FGA, 3-Ptr, FT-FTA, Rebounds, PF, TP, A TO Blk Stl, Min. Rows include Taya Corosdale, Ellie Mack, Taylor Jones, etc.

Summary statistics table for Oregon St. vs #6/5 South Carolina including FG%, 3FG%, FT%, 2nd, 3rd, 4th, Game, and Deadball Rebounds.

#6/5 South Carolina 59 • 24-4,14-2 SEC

Table with columns: Player, FG-FGA, 3-Ptr, FT-FTA, Rebounds, PF, TP, A TO Blk Stl, Min. Rows include Aliyah Boston, Victoria Saxton, Zia Cooke, etc.

Summary statistics table for #6/5 South Carolina including FG%, 3FG%, FT%, 2nd, 3rd, 4th, Game, and Deadball Rebounds.

Officials: Meadow Overstreet, William Smith, Lisa Jones
Technical fouls: Oregon St.-TEAM, #6/5 South Carolina-TEAM.
Attendance:
Second Round
2020-21 Women's Basketball, Round: 2, Oregon St. vs South Carolina, Played at

Score by periods table for Oregon St. vs #6/5 South Carolina showing 1st, 2nd, 3rd, 4th, and Total scores.

Points in Paint, Off T/O, 2nd Chance, Fast Break, and Bench statistics for Oregon St. vs #6/5 South Carolina.

Last FG - OSU 4th-00:05, SC 4th-01:33.
Largest lead - OSU by 2 1st-09:20, SC by 26 3rd-01:25.
OSU led for 04:44. SC led for 29:11. Game was tied for 06:05.

Score tied - 6 times.
Lead changed - 7 times.

Official Basketball Box Score -- Game Totals -- Final Statistics
Georgia Tech vs #6/5 South Carolina
03/28/21 12:00 pm at San Antonio, TX

Georgia Tech 65 • 17-9,12-6 ACC

##	Player	Total			3-Ptr			Rebounds			PF	TP	A	TO	Blk	Stl	Min
		FG-FGA	FG-FGA	FT-FTA	FG-FGA	FG-FGA	FT-FTA	Off	Def	Tot							
13	Lorela Cubaj	f	7-15	1-1	0-0	2	5	7	3	15	1	5	0	1	32		
20	Nerea Hermosa	c	1-6	0-0	0-0	3	2	5	2	2	1	2	0	0	29		
00	Loyal McQueen	g	3-5	2-4	1-2	0	1	1	0	9	2	0	0	1	39		
31	Lotta-Maj Lahtinen	g	8-14	2-4	2-2	1	3	4	3	20	5	3	0	2	40		
41	Kierra Fletcher	g	7-15	1-2	1-2	3	4	7	0	16	3	2	0	3	39		
04	Anaya Boyd		1-4	0-1	1-1	0	1	1	2	3	0	0	0	0	16		
24	Eylia Love		0-0	0-0	0-0	0	0	0	0	0	0	0	0	0	5		
Team						2	1	3									
Totals			27-59	6-12	5-7	11	17	28	10	65	12	12	0	7	200		

1st - FG %: 7-15 46.7% 2nd: 7-14 50.0% 3rd: 7-16 43.8% 4th: 6-14 42.9% Game: 27-59 45.8% Deadball Rebounds: 1
 3FG %: 1-1 100.0% 4-5 80.0% 0-2 0.0% 1-4 25.0% 6-12 50.0%
 FT %: 1-2 50.0% 1-2 50.0% 1-1 100.0% 2-2 100.0% 5-7 71.4%

#6/5 South Carolina 76 • 25-4,14-2 SEC

##	Player	Total			3-Ptr			Rebounds			PF	TP	A	TO	Blk	Stl	Min
		FG-FGA	FG-FGA	FT-FTA	FG-FGA	FG-FGA	FT-FTA	Off	Def	Tot							
04	Aliyah Boston	f	4-10	0-1	1-1	0	5	5	2	9	3	1	0	1	28		
05	Victoria Saxton	f	6-8	0-0	0-0	4	2	6	1	12	0	1	1	1	29		
01	Zia Cooke	g	6-13	5-6	0-0	0	4	4	2	17	2	3	0	0	32		
03	Destanni Henderson	g	3-7	1-3	2-2	0	2	2	0	9	7	2	0	2	37		
12	Brea Beal	g	4-6	0-1	0-0	0	5	5	1	8	3	1	2	0	36		
11	Destiny Littleton		2-3	2-3	0-0	0	0	0	0	6	0	0	0	0	14		
15	Laeticia Amihere		6-8	0-0	3-3	3	4	7	2	15	1	3	0	1	24		
Team						0	0	0			2						
Totals			31-55	8-14	6-6	7	22	29	8	76	16	13	3	5	200		

1st - FG %: 8-18 44.4% 2nd: 8-12 66.7% 3rd: 10-14 71.4% 4th: 5-11 45.5% Game: 31-55 56.4% Deadball Rebounds: 0
 3FG %: 3-6 50.0% 2-2 100.0% 1-2 50.0% 2-4 50.0% 8-14 57.1%
 FT %: 0-0 0.0% 2-2 100.0% 2-2 100.0% 2-2 100.0% 6-6 100.0%

Officials: Margaret Tieman, Michol Murray, Eric Brewton
 Technical fouls: Georgia Tech-None. #6/5 South Carolina-None.
 Attendance: Sweet 16
 2020-21 Women's Basketball, Round: 3, Georgia Tech vs South Carolina. Played a

Score by periods	1st	2nd	3rd	4th	Total	Points	In	Off	2nd	Fast	Bench
Georgia Tech	16	19	15	15	65	Paint	32	16	7	15	3
#6/5 South Carolina	19	20	23	14	76	T/O	44	22	4	12	21

Last FG - GaTech 4th-02:32, SC 4th-01:21. Score tied - 2 times.
 Largest lead - GaTech by 2 1st-09:13, SC by 17 3rd-02:14. Lead changed - 1 time.
 GaTech led for 01:50, SC led for 36:45. Game was tied for 01:25.

ALL GAMES

2020-21 South Carolina Basketball #6/5 South Carolina Combined Team Statistics (as of Mar 28, 2021) All games

RECORD:	OVERALL	HOME	AWAY	NEUTRAL
ALL GAMES	25-4	10-1	7-3	8-0
CONFERENCE	14-2	8-0	6-2	0-0
NON-CONFERENCE	11-2	2-1	1-1	8-0

#	Player	gp-gs	min	Total		3-Point		F-Throw		Rebounds				pf	dq	a	to	blk	stl	pts	avg	
				fg-fga	fg%	3fg-fga	3fg%	ft-fa	ft%	off	def	tot	avg									
01	Zia Cooke	29-29	919	31.7	162-421	.385	42-111	.378	87-112	.777	14	72	86	3.0	39	0	58	71	1	27	453	15.6
04	Aliyah Boston	29-29	876	30.2	157-313	.502	12-46	.261	78-104	.750	115	218	333	11.5	81	0	48	46	75	33	404	13.9
03	Destanni Henderson	29-29	983	33.9	132-307	.430	36-89	.404	48-65	.738	23	115	138	4.8	29	0	147	78	5	39	348	12.0
05	Victoria Saxton	29-28	669	23.1	108-190	.568	0-0	.000	49-78	.628	78	92	170	5.9	65	0	13	38	44	35	265	9.1
12	Brea Beal	29-28	766	26.4	84-192	.438	16-53	.302	30-52	.577	40	108	148	5.1	55	0	31	31	22	24	214	7.4
24	Lele Grissett	25-1	479	19.2	67-134	.500	1-3	.333	33-59	.559	57	48	105	4.2	55	1	26	38	16	14	168	6.7
15	Laeticia Amihere	29-1	525	18.1	73-185	.395	0-9	.000	48-78	.615	62	93	155	5.3	59	1	26	67	27	20	194	6.7
11	Destiny Littleton	26-0	310	11.9	19-57	.333	11-35	.314	24-30	.800	7	59	66	2.5	13	0	20	10	2	9	73	2.8
02	Eniya Russell	25-0	165	6.6	22-64	.344	4-20	.200	21-35	.600	3	21	24	1.0	21	0	7	15	3	8	69	2.8
00	Olivia Thompson	19-0	51	2.7	6-17	.353	4-13	.308	0-0	.000	2	3	5	0.3	3	0	1	4	0	2	16	0.8
32	Elysa Wesolek	17-0	82	4.8	3-10	.300	0-3	.000	1-4	.250	7	12	19	1.1	12	0	0	2	4	3	7	0.4
Team											66	56	122				11					
Total.....		29	5825		833-1890	.441	126-382	.330	419-617	.679	474	897	1371	47.3	432	2	377	411	199	214	2211	76.2
Opponents.....		29	5825		669-1824	.367	117-431	.271	247-377	.655	300	641	941	32.4	546	15	287	417	143	177	1702	58.7

TEAM STATISTICS	SC	OPP	Date	Opponent	Score	Att.	
SCORING	2211	1702		11/25/20	COL. OF CHARLESTON	w 119-38	3500
Points per game	76.2	58.7	@	11/28/20	vs South Dakota	w 81-71	0
Scoring margin	+17.6	-	@	11/29/20	vs #21/20 Gonzaga	w 79-72	0
FIELD GOALS-ATT	833-1890	669-1824		12/03/20	#8/6 NC STATE	L 46-54	3500
Field goal pct	.441	.367	<	12/06/20	at #23/18 Iowa State	w 83-65	864
3 POINT FG-ATT	126-382	117-431		12/17/20	TEMPLE	w 103-41	3500
3-point FG pct	.330	.271	*	12/31/20	FLORIDA	w 75-59	3500
3-pt FG made per game	4.3	4.0	*	01/04/21	at Alabama	w 77-60	637
FREE THROWS-ATT	419-617	247-377	*	01/10/21	at #10/8 Kentucky	w 75-70	1200
Free throw pct	.679	.655	*	01/14/21	at Vanderbilt	w 106-43	24
F-Throws made per game	14.4	8.5	*	01/18/21	#15/16 ARKANSAS	w 104-82	3500
REBOUNDS	1371	941	*	01/21/21	#22/23 GEORGIA	w 62-50	3500
Rebounds per game	47.3	32.4	*	01/24/21	at LSU	w 69-65	918
Rebounding margin	+14.8	-	*	01/28/21	at #21/19 Mississippi State	w 75-52	1000
ASSISTS	377	287	*	01/31/21	ALABAMA	w 87-63	3500
Assists per game	13.0	9.9	*	02/04/21	at Auburn	w 77-58	608
TURNOVERS	411	417		02/08/21	at #2/5 UConn	Lot 59-63	0
Turnovers per game	14.2	14.4	*	02/11/21	MISSOURI	w 77-62	3500
Turnover margin	+0.2	-	*	02/14/21	LSU	w 66-59	3500
Assist/turnover ratio	0.9	0.7	*	02/18/21	at #21/21 Tennessee	L 67-75	2512
STEALS	214	177	*	02/21/21	#17/17 KENTUCKY	w 76-55	3500
Steals per game	7.4	6.1	*	02/25/21	OLE MISS	w 68-43	3500
BLOCKS	199	143	*	02/28/21	at #3/3 Texas A&M	L 57-65	2700
Blocks per game	6.9	4.9	^	03/05/21	vs Alabama	w 75-63	2409
ATTENDANCE	38500	18406	^	03/06/21	vs #14/16 Tennessee	w 67-52	2662
Home games-Avg/Game	11-3500	10-1046	^	03/07/21	vs #16/21 Georgia	w 67-62	2872
Neutral site-Avg/Game	-	8-993	\$	03/21/21	vs Mercer	w 79-53	0
			\$	03/23/21	vs Oregon St.	w 59-42	0
			\$	03/28/21	vs Georgia Tech	w 76-65	0
Score by Periods	1st	2nd	3rd	4th	OT	Totals	
#6/5 South Carolina	569	511	633	493	5	2211	
Opponents	399	391	474	429	9	1702	

@ = Bad Boy Mowers Crossover Classic (Sioux Falls, S.D.)

< = SEC/Big 12 Challenge

* = SEC game

^ = SEC Tournament (Greenville, S.C.)

\$ = NCAA Tournament (San Antonio, Texas)

CONFERENCE GAMES ONLY

2020-21 South Carolina Basketball South Carolina Combined Team Statistics (as of Feb 28, 2021) Conference games only

RECORD:	OVERALL	HOME	AWAY	NEUTRAL
ALL GAMES	14-2	8-0	6-2	0-0
CONFERENCE	14-2	8-0	6-2	0-0
NON-CONFERENCE	0-0	0-0	0-0	0-0

#	Player	gp-gs	min	avg	Total		3-Point		F-Throw		Rebounds				pf	dq	a	to	blk	stl	pts	avg
					fg-fga	fg%	3fg-fga	3fg%	ft-fta	ft%	off	def	tot	avg								
01	Zia Cooke	16-16	499	31.2	91-243	.374	15-59	.254	52-68	.765	7	37	44	2.8	22	0	30	36	1	16	249	15.6
04	Aliyah Boston	16-16	480	30.0	83-165	.503	6-25	.240	40-54	.741	62	134	196	12.3	43	0	27	27	57	17	212	13.3
03	Destanni Henderson	16-16	551	34.4	74-164	.451	21-50	.420	23-26	.885	14	60	74	4.6	17	0	89	44	1	24	192	12.0
05	Victoria Saxton	16-16	368	23.0	63-115	.548	0-0	.000	26-46	.565	45	51	96	6.0	32	0	4	16	22	23	152	9.5
12	Brea Beal	16-15	398	24.9	50-107	.467	10-31	.323	19-30	.633	20	58	78	4.9	29	0	14	16	10	14	129	8.1
24	LeLe Grissett	16-1	314	19.6	42-90	.467	1-2	.500	26-40	.650	39	26	65	4.1	34	0	13	27	11	7	111	6.9
15	Laeticia Amihere	16-0	279	17.4	36-97	.371	0-3	.000	20-36	.556	33	40	73	4.6	31	0	13	40	17	15	92	5.8
11	Destiny Littleton	13-0	149	11.5	11-25	.440	7-15	.467	8-10	.800	3	28	31	2.4	6	0	10	7	1	6	37	2.8
02	Eniya Russell	16-0	94	5.9	10-38	.263	2-13	.154	12-20	.600	1	13	14	0.9	13	0	3	9	2	6	34	2.1
00	Olivia Thompson	11-0	25	2.3	2-6	.333	2-5	.400	0-0	.000	0	3	3	0.3	2	0	1	2	0	2	6	0.5
32	Elysa Wesolek	10-0	43	4.3	2-7	.286	0-2	.000	0-0	.000	3	6	9	0.9	5	0	0	2	0	1	4	0.4
Team											37	36	73					5				
Total.....		16	3200		464-1057	.439	64-205	.312	226-330	.685	264	492	756	47.2	234	0	204	231	122	131	1218	76.1
Opponents.....		16	3200		375-1011	.371	66-210	.314	145-216	.671	162	363	525	32.8	302	7	145	233	78	101	961	60.1

TEAM STATISTICS	SC	OPP	Date	Opponent	Score	Att.
SCORING	1218	961	* 12/31/20	FLORIDA	w 75-59	3500
Points per game	76.1	60.1	* 01/04/21	at Alabama	w 77-60	637
Scoring margin	+16.1	-	* 01/10/21	at #10/8 Kentucky	w 75-70	1200
FIELD GOALS-ATT	464-1057	375-1011	* 01/14/21	at Vanderbilt	w 106-43	24
Field goal pct	.439	.371	* 01/18/21	#15/16 ARKANSAS	w 104-82	3500
3 POINT FG-ATT	64-205	66-210	* 01/21/21	#22/23 GEORGIA	w 62-50	3500
3-point FG pct	.312	.314	* 01/24/21	at LSU	w 69-65	918
3-pt FG made per game	4.0	4.1	* 01/28/21	at #21/19 Mississippi State	w 75-52	1000
FREE THROWS-ATT	226-330	145-216	* 01/31/21	ALABAMA	w 87-63	3500
Free throw pct	.685	.671	* 02/04/21	at Auburn	w 77-58	608
F-Throws made per game	14.1	9.1	* 02/11/21	MISSOURI	w 77-62	3500
REBOUNDS	756	525	* 02/14/21	LSU	w 66-59	3500
Rebounds per game	47.2	32.8	* 02/18/21	at #21/21 Tennessee	L 67-75	2512
Rebounding margin	+14.4	-	* 02/21/21	#17/17 KENTUCKY	w 76-55	3500
ASSISTS	204	145	* 02/25/21	OLE MISS	w 68-43	3500
Assists per game	12.8	9.1	* 02/28/21	at #3/3 Texas A&M	L 57-65	2700
ASSISTS	231	233				
Turnovers per game	14.4	14.6				
Turnover margin	+0.1	-				
Assist/turnover ratio	0.9	0.6				
STEALS	131	101				
Steals per game	8.2	6.3				
BLOCKS	122	78				
Blocks per game	7.6	4.9				
ATTENDANCE	28000	9599				
Home games-Avg/Game	8-3500	8-1200				
Neutral site-Avg/Game	-	0-0				

@ = Bad Boy Mowers Crossover Classic (Sioux Falls, S.D.)
 < = SEC/Big 12 Challenge
 * = SEC game

Score by Periods	1st	2nd	3rd	4th	Totals
South Carolina	293	290	333	302	1218
Opponents	220	208	283	250	961

VS. RANKED OPPONENTS

2020-21 South Carolina Basketball South Carolina Combined Team Statistics (as of Mar 07, 2021) vs. Ranked Teams

RECORD:	OVERALL	HOME	AWAY	NEUTRAL
ALL GAMES	9-4	3-1	3-3	3-0
CONFERENCE	5-2	3-0	2-2	0-0
NON-CONFERENCE	4-2	0-1	1-1	3-0

#	Player	gp-gs	min	Total		3-Point		F-Throw		Rebounds				pf	dq	a	to	blk	stl	pts	avg	
				fg-fga	fg%	3fg-fga	3fg%	ft-fta	ft%	off	def	tot	avg									
04	Aliyah Boston	13-13	412	31.7	73-144	.507	8-26	.308	37-49	.755	53	101	154	11.8	41	0	19	27	43	14	191	14.7
01	Zia Cooke	13-13	425	32.7	63-192	.328	16-47	.340	42-52	.808	7	35	42	3.2	18	0	26	30	0	8	184	14.2
03	Destanni Henderson	13-13	475	36.5	64-165	.388	16-43	.372	23-33	.697	14	48	62	4.8	15	0	58	46	2	9	167	12.8
12	Brea Beal	13-12	359	27.6	36-88	.409	8-21	.381	21-28	.750	18	48	66	5.1	22	0	7	20	11	14	101	7.8
05	Victoria Saxton	13-13	287	22.1	33-63	.524	0-0	.000	18-30	.600	32	43	75	5.8	38	0	5	20	13	10	84	6.5
24	Lele Grissett	12-1	236	19.7	28-63	.444	0-1	.000	14-30	.467	24	18	42	3.5	30	1	8	16	7	7	70	5.8
15	Laeticia Amihere	13-0	228	17.5	31-84	.369	0-4	.000	12-19	.632	27	36	63	4.8	27	1	15	22	13	11	74	5.7
02	Eniya Russell	10-0	61	6.1	8-24	.333	2-9	.222	6-10	.600	1	5	6	0.6	10	0	1	8	2	0	24	2.4
11	Destiny Littleton	12-0	112	9.3	5-16	.313	3-9	.333	5-8	.625	4	21	25	2.1	5	0	9	3	0	4	18	1.5
00	Olivia Thompson	8-0	10	1.3	1-2	.500	1-2	.500	0-0	.000	1	0	1	0.1	0	0	1	3	0	1	3	0.4
32	Elysa Wesolek	6-0	20	3.3	0-2	.000	0-2	.000	1-2	.500	3	3	6	1.0	5	0	0	1	1	1	1	0.2
Team											34	27	61				3					
Total.....		13	2625		342-843	.406	54-164	.329	179-261	.686	218	385	603	46.4	211	2	149	199	92	79	917	70.5
Opponents.....		13	2625		323-831	.389	51-188	.271	120-176	.682	146	304	450	34.6	243	7	147	183	84	83	817	62.8

TEAM STATISTICS	SC	OPP	Date	Opponent	Score	Att.
SCORING	917	817	@ 11/29/20	vs #21/20 Gonzaga	W 79-72	0
Points per game	70.5	62.8	12/03/20	#8/6 NC STATE	L 46-54	3500
Scoring margin	+7.7	-	< 12/06/20	at #23/18 Iowa State	W 83-65	864
FIELD GOALS-ATT	342-843	323-831	* 01/10/21	at #10/8 Kentucky	W 75-70	1200
Field goal pct	.406	.389	* 01/18/21	#15/16 ARKANSAS	W 104-82	3500
3 POINT FG-ATT	54-164	51-188	* 01/21/21	#22/23 GEORGIA	W 62-50	3500
3-point FG pct	.329	.271	* 01/28/21	at #21/19 Mississippi State	W 75-52	1000
3-pt FG made per game	4.2	3.9	02/08/21	at #2/5 UConn	Lot 59-63	0
FREE THROWS-ATT	179-261	120-176	* 02/18/21	at #21/21 Tennessee	L 67-75	2512
Free throw pct	.686	.682	* 02/21/21	#17/17 KENTUCKY	W 76-55	3500
F-Throws made per game	13.8	9.2	* 02/28/21	at #3/3 Texas A&M	L 57-65	2700
REBOUNDS	603	450	^ 03/06/21	vs #14/16 Tennessee	W 67-52	2662
Rebounds per game	46.4	34.6	^ 03/07/21	vs #16/21 Georgia	W 67-62	2872
Rebounding margin	+11.8	-				
ASSISTS	149	147		@ = Bad Boy Mowers Crossover Classic (Sioux Falls, S.D.)		
Assists per game	11.5	11.3		< = SEC/Big 12 Challenge		
TURNOVERS	199	183		* = SEC game		
Turnovers per game	15.3	14.1		^ = SEC Tournament (Greenville, S.C.)		
Turnover margin	-1.2	-				
Assist/turnover ratio	0.7	0.8				
STEALS	79	83				
Steals per game	6.1	6.4				
BLOCKS	92	84				
Blocks per game	7.1	6.5				
ATTENDANCE	14000	13810				
Home games-Avg/Game	4-3500	6-1379				
Neutral site-Avg/Game	-	3-1845				

Score by Periods	1st	2nd	3rd	4th	OT	Totals
South Carolina	233	212	257	210	5	917
Opponents	197	181	224	206	9	817

POSTSEASON GAMES

RECORD:	OVERALL	HOME	AWAY	NEUTRAL
ALL GAMES	6-0	0-0	0-0	6-0
CONFERENCE	0-0	0-0	0-0	0-0
NON-CONFERENCE	6-0	0-0	0-0	6-0

#	Player	gp-gs	min	avg	Total		3-Point		F-Throw		Rebounds				pf	dq	a	to	blk	stl	pts	avg
					fg-fga	fg%	3fg-fga	3fg%	ft-fa	ft%	off	def	tot	avg								
04	Aliyah Boston	6-6	186	31.0	37-68	.544	4-9	.444	28-34	.824	24	40	64	10.7	18	0	11	9	8	7	106	17.7
01	Zia Cooke	6-6	200	33.3	32-80	.400	10-21	.476	13-16	.813	3	16	19	3.2	9	0	8	17	0	7	87	14.5
03	Destanni Henderson	6-6	213	35.5	27-70	.386	8-22	.364	8-12	.667	3	24	27	4.5	4	0	25	17	2	10	70	11.7
05	Victoria Saxton	6-6	154	25.7	20-35	.571	0-0	.000	11-13	.846	14	12	26	4.3	15	0	5	11	8	7	51	8.5
15	Laeticia Amihere	6-0	107	17.8	18-37	.486	0-1	.000	8-10	.800	11	25	36	6.0	10	0	4	16	2	3	44	7.3
24	LeLe Grissett	3-0	62	20.7	8-20	.400	0-1	.000	0-0	.000	4	6	10	3.3	7	0	5	7	1	3	16	5.3
12	Brea Beal	6-6	187	31.2	12-33	.364	2-11	.182	5-9	.556	7	28	35	5.8	14	0	7	5	9	5	31	5.2
11	Destiny Littleton	6-0	72	12.0	3-13	.231	3-10	.300	8-10	.800	2	10	12	2.0	1	0	4	1	1	0	17	2.8
32	Elysa Wesolek	3-0	7	2.3	0-0	.000	0-0	.000	1-2	.500	0	0	0	0.0	1	0	0	0	1	1	1	0.3
00	Olivia Thompson	3-0	3	1.0	0-1	.000	0-1	.000	0-0	.000	0	0	0	0.0	0	0	0	0	0	0	0	0.0
02	Eniya Russell	4-0	9	2.3	0-1	.000	0-0	.000	0-0	.000	1	1	2	0.5	1	0	0	1	0	0	0	0.0
Team												14	6	20				3				
Total.....		6	1200		157-358	.439	27-76	.355	82-106	.774	83	168	251	41.8	80	0	69	87	32	43	423	70.5
Opponents.....		6	1200		137-354	.387	24-81	.296	39-55	.709	55	125	180	30.0	96	3	68	89	29	39	337	56.2

Date	Opponent	Score	Att.
^ 03/05/21	vs Alabama	w 75-63	2409
^ 03/06/21	vs #14/16 Tennessee	w 67-52	2662
^ 03/07/21	vs #16/21 Georgia	w 67-62	2872
\$ 03/21/21	vs Mercer	w 79-53	0
\$ 03/23/21	vs Oregon St.	w 59-42	0
\$ 03/28/21	vs Georgia Tech	w 76-65	0

@ = Bad Boy Mowers Crossover Classic (Sioux Falls, S.D.)

< = SEC/Big 12 Challenge

* = SEC game

^ = SEC Tournament (Greenville, S.C.)

\$ = NCAA Tournament (San Antonio, Texas)

NCAA TOURNAMENT GAMES

RECORD:	OVERALL	HOME	AWAY	NEUTRAL
ALL GAMES	3-0	0-0	0-0	3-0
CONFERENCE	0-0	0-0	0-0	0-0
NON-CONFERENCE	3-0	0-0	0-0	3-0

#	Player	gp-gs	min	avg	Total		3-Point		F-Throw		Rebounds				pf	dq	a	to	blk	stl	pts	avg
					fg-fga	fg%	3fg-fga	3fg%	ft-fa	ft%	off	def	tot	avg								
04	Aliyah Boston	3-3	84	28.0	18-36	.500	1-6	.167	11-13	.846	12	18	30	10.0	7	0	6	4	1	2	48	16.0
01	Zia Cooke	3-3	95	31.7	15-38	.395	5-12	.417	5-6	.833	1	11	12	4.0	3	0	5	9	0	4	40	13.3
05	Victoria Saxton	3-3	90	30.0	15-23	.652	0-0	.000	9-10	.900	9	9	18	6.0	6	0	3	5	7	3	39	13.0
15	Laeticia Amihere	3-0	73	24.3	14-25	.560	0-1	.000	6-8	.750	9	15	24	8.0	5	0	3	14	1	3	34	11.3
03	Destanni Henderson	3-3	104	34.7	8-26	.308	1-7	.143	4-6	.667	0	9	9	3.0	1	0	12	4	0	9	21	7.0
12	Brea Beal	3-3	90	30.0	8-17	.471	2-7	.286	0-3	.000	4	18	22	7.3	6	0	5	2	4	2	18	6.0
11	Destiny Littleton	3-0	54	18.0	3-12	.250	3-9	.333	5-6	.833	2	9	11	3.7	0	0	2	1	1	0	14	4.7
32	Elysa Wesolek	2-0	4	2.0	0-0	.000	0-0	.000	0-0	.000	0	0	0	0.0	1	0	0	0	1	0	0	0.0
02	Eniya Russell	2-0	4	2.0	0-1	.000	0-0	.000	0-0	.000	1	0	1	0.5	1	0	0	0	0	0	0	0.0
00	Olivia Thompson	2-0	2	1.0	0-1	.000	0-1	.000	0-0	.000	0	0	0	0.0	0	0	0	0	0	0	0	0.0
Team												4	0	4				3				
Total.....		3	600		81-179	.453	12-43	.279	40-52	.769	42	89	131	43.7	30	0	36	42	15	23	214	71.3
Opponents.....		3	600		69-181	.381	12-42	.286	10-16	.625	25	62	87	29.0	45	1	37	37	12	22	160	53.3

GAMES WON

2020-21 South Carolina Basketball #6/5 South Carolina Combined Team Statistics (as of Mar 28, 2021) Games won

RECORD:	OVERALL	HOME	AWAY	NEUTRAL
ALL GAMES	25-0	10-0	7-0	8-0
CONFERENCE	14-0	8-0	6-0	0-0
NON-CONFERENCE	11-0	2-0	1-0	8-0

#	Player	gp-gs	min	avg	Total		3-Point		F-Throw		Rebounds					a	to	blk	stl	pts	avg	
					fg-fga	fg%	3fg-fga	3fg%	ft-fa	ft%	off	def	tot	avg	pf							dq
01	Zia Cooke	25-25	780	31.2	144-351	.410	38-91	.418	75-98	.765	12	57	69	2.8	34	0	50	61	1	24	401	16.0
04	Aliyah Boston	25-25	734	29.4	134-259	.517	10-35	.286	72-96	.750	97	185	282	11.3	68	0	44	38	68	30	350	14.0
03	Destanni Henderson	25-25	830	33.2	114-250	.456	32-76	.421	45-58	.776	17	102	119	4.8	24	0	126	62	4	35	305	12.2
05	Victaria Saxton	25-24	587	23.5	103-177	.582	0-0	.000	46-73	.630	68	81	149	6.0	51	0	13	34	40	33	252	10.1
12	Brea Beal	25-24	653	26.1	73-162	.451	15-47	.319	27-48	.563	36	89	125	5.0	49	0	30	23	19	20	188	7.5
24	Lele Grissett	21-1	404	19.2	59-119	.496	1-3	.333	31-51	.608	51	44	95	4.5	41	0	26	36	15	12	150	7.1
15	Laeticia Amihere	25-1	457	18.3	64-158	.405	0-7	.000	47-75	.627	53	81	134	5.4	54	1	22	60	21	18	175	7.0
11	Destiny Littleton	23-0	283	12.3	19-54	.352	11-33	.333	24-30	.800	6	54	60	2.6	11	0	20	9	2	8	73	3.2
02	Eniya Russell	22-0	140	6.4	21-55	.382	4-17	.235	19-31	.613	3	19	22	1.0	18	0	7	13	2	8	65	3.0
00	Olivia Thompson	17-0	51	3.0	6-17	.353	4-13	.308	0-0	.000	2	3	5	0.3	3	0	1	3	0	1	16	0.9
32	Elysa Wesolek	16-0	81	5.1	3-10	.300	0-3	.000	1-4	.250	6	12	18	1.1	12	0	0	1	4	3	7	0.4
Team											56	47	103				11					
Total.....		25	5000		740-1612	.459	115-325	.354	387-564	.686	407	774	1181	47.2	365	1	339	351	176	192	1982	79.3
Opponents.....		25	5000		568-1562	.364	105-384	.273	204-314	.650	253	520	773	30.9	483	14	239	364	117	150	1445	57.8

GAMES LOST

2020-21 South Carolina Basketball South Carolina Combined Team Statistics (as of Feb 28, 2021) Games lost

RECORD:	OVERALL	HOME	AWAY	NEUTRAL
ALL GAMES	0-4	0-1	0-3	0-0
CONFERENCE	0-2	0-0	0-2	0-0
NON-CONFERENCE	0-2	0-1	0-1	0-0

#	Player	gp-gs	min	avg	Total		3-Point		F-Throw		Rebounds					a	to	blk	stl	pts	avg	
					fg-fga	fg%	3fg-fga	3fg%	ft-fa	ft%	off	def	tot	avg	pf							dq
04	Aliyah Boston	4-4	142	35.5	23-54	.426	2-11	.182	6-8	.750	18	33	51	12.8	13	0	4	8	7	3	54	13.5
01	Zia Cooke	4-4	139	34.8	18-70	.257	4-20	.200	12-14	.857	2	15	17	4.3	5	0	8	10	0	3	52	13.0
03	Destanni Henderson	4-4	153	38.2	18-57	.316	4-13	.308	3-7	.429	6	13	19	4.8	5	0	21	16	1	4	43	10.8
12	Brea Beal	4-4	113	28.3	11-30	.367	1-6	.167	3-4	.750	4	19	23	5.8	6	0	1	8	3	4	26	6.5
15	Laeticia Amihere	4-0	68	17.0	9-27	.333	0-2	.000	1-3	.333	9	12	21	5.3	5	0	4	7	6	2	19	4.8
24	Lele Grissett	4-0	75	18.8	8-15	.533	0-0	.000	2-8	.250	6	4	10	2.5	14	1	0	2	1	2	18	4.5
05	Victaria Saxton	4-4	82	20.5	5-13	.385	0-0	.000	3-5	.600	10	11	21	5.3	14	0	0	4	4	2	13	3.3
02	Eniya Russell	3-0	25	8.3	1-9	.111	0-3	.000	2-4	.500	0	2	2	0.7	3	0	0	2	1	0	4	1.3
32	Elysa Wesolek	1-0	1	1.0	0-0	.000	0-0	.000	0-0	.000	1	0	1	1.0	0	0	0	1	0	0	0	0.0
11	Destiny Littleton	3-0	27	9.0	0-3	.000	0-2	.000	0-0	.000	1	5	6	2.0	2	0	0	1	0	1	0	0.0
00	Olivia Thompson	2-0	0	0.0	0-0	.000	0-0	.000	0-0	.000	0	0	0	0.0	0	0	0	1	0	1	0	0.0
Team											10	9	19									
Total.....		4	825		93-278	.335	11-57	.193	32-53	.604	67	123	190	47.5	67	1	38	60	23	22	229	57.2
Opponents.....		4	825		101-262	.385	12-47	.255	43-63	.683	47	121	168	42.0	63	1	48	53	26	27	257	64.2

2020-21 South Carolina Basketball
#6/5 South Carolina Team Game-by-Game Comparison (as of Mar 28, 2021)
All games

Opponent	1st	2nd	Score	Mar	Total FG	FG Pct	3-Pointers	3FG Pct	Free Throws	FT Pct	Rebounds	Assist	T/Over	Block	Steal	Fouls
COL. OF CHARLESTON	62/20	57/18	119-38	+81	42-71/113-74	.592/.176	4-13/1-23	.308/.043	31-47/11-24	.660/.458	73/28	19/0	15/18	13/3	12/6	20/31
South Dakota	37/37	44/34	81-71	+10	30-72/29-67	.417/.433	5-14/2-16	.357/.125	16-29/11-20	.552/.550	45/37	14/15	9/8	5/3	6/5	22/25
#21/20 Gonzaga	38/34	41/38	79-72	+7	26-54/29-55	.481/.527	2-5/9-19	.400/.474	25-41/5-13	.610/.365	36/29	12/20	12/15	4/5	6/4	17/32
#8/6 NC STATE	20/21	26/33	46-54	(8)	20-74/20-68	.270/.294	2-12/4-17	.167/.235	4-11/10-12	.364/.833	54/49	9/10	11/9	6/7	2/2	15/12
#23/18 Iowa State	44/30	39/35	83-65	+18	30-63/23-62	.476/.371	13-26/5-27	.500/.185	10-13/14-16	.769/.875	50/24	21/8	19/10	6/5	1/8	21/10
TEMPLE	44/25	59/16	103-41	+62	39-73/14-60	.534/.233	8-22/4-23	.364/.174	17-25/9-13	.680/.692	54/30	22/6	6/18	7/5	10/1	8/19
FLORIDA	39/18	36/41	75-59	+16	31-79/24-65	.392/.369	3-16/7-17	.188/.412	10-12/4-11	.833/.364	51/39	19/11	15/21	10/2	12/3	14/14
Alabama	37/26	40/34	77-60	+17	31-74/22-56	.419/.393	3-8/4-16	.375/.250	12-24/12-19	.500/.632	55/31	9/9	13/12	4/5	7/5	14/21
#10/8 Kentucky	32/41	43/29	75-70	+5	30-64/28-74	.469/.378	2-4/3-20	.500/.150	13-21/11-12	.619/.917	46/31	6/10	18/13	10/7	6/12	13/20
Vanderbilt	49/13	57/30	106-43	+63	42-76/19-65	.553/.292	7-17/2-8	.412/.250	15-25/3-9	.600/.333	60/28	19/3	12/19	9/2	10/7	12/18
#15/16 ARKANSAS	42/37	62/45	104-82	+22	40-74/32-71	.541/.451	8-15/7-13	.533/.538	16-22/11-14	.727/.786	50/29	21/10	13/9	10/6	4/6	16/19
#22/23 GEORGIA	30/18	32/32	62-50	+12	22-62/22-65	.355/.338	2-11/1-5	.182/.200	16-24/5-8	.667/.625	47/37	10/13	20/23	14/7	14/5	15/20
LSU	23/25	46/40	69-65	+4	27-57/25-60	.474/.417	2-15/2-6	.133/.333	13-25/13-17	.520/.765	39/33	16/4	16/17	3/1	8/7	15/22
#21/19 Mississippi State	36/23	39/29	75-52	+23	27-66/22-65	.409/.338	2-13/3-14	.154/.214	19-22/5-15	.864/.333	51/38	12/9	13/15	4/6	9/6	14/20
ALABAMA	40/41	47/22	87-63	+24	31-61/24-66	.508/.364	6-10/7-21	.600/.333	19-20/8-12	.950/.667	43/30	15/9	13/13	8/4	10/6	15/21
Auburn	47/18	30/40	77-58	+19	31-63/23-66	.492/.348	6-12/7-15	.500/.467	9-14/5-10	.643/.500	51/29	15/11	17/9	6/3	4/7	12/15
#25 UConn	24/24	30/30	59-63	(4)	25-68/29-73	.368/.397	1-9/2-15	.111/.133	8-15/3-8	.533/.375	52/39	7/15	21/17	4/8	3/11	15/19
MISSOURI	36/36	41/26	77-62	+15	29-61/23-58	.475/.397	4-15/8-21	.267/.381	15-21/8-10	.714/.800	38/30	10/6	8/11	8/3	6/5	13/21
LSU	34/22	32/37	66-59	+7	23-61/23-61	.377/.377	4-13/2-9	.308/.222	16-25/11-15	.640/.733	49/32	10/10	20/17	10/10	10/9	16/19
#21/21 Tennessee	37/25	30/50	67-75	(8)	26-68/26-60	.382/.433	3-14/3-8	.214/.375	12-16/20-28	.750/.714	40/40	11/14	13/13	5/5	8/6	20/20
#17/17 KENTUCKY	34/30	42/25	76-55	+21	28-65/20-57	.431/.351	4-11/5-18	.364/.278	16-24/10-11	.667/.909	49/30	10/12	11/12	6/8	5/4	15/21
OLE MISS	33/20	35/23	68-43	+25	24-58/16-61	.414/.282	3-9/2-12	.333/.167	17-24/9-10	.708/.900	43/28	10/5	14/15	7/3	9/5	13/19
#3/3 Texas A&M	34/35	23/30	57-65	(8)	22-68/26-61	.324/.426	5-22/3-7	.227/.429	8-11/10-15	.727/.667	44/40	11/9	15/14	8/6	9/8	17/12
Alabama	42/26	33/37	75-63	+12	30-62/22-53	.484/.415	5-11/6-14	.455/.429	10-13/13-15	.769/.867	36/29	14/14	12/19	2/3	8/6	17/13
#14/16 Tennessee	39/25	28/27	67-52	+15	23-63/20-55	.365/.364	7-16/2-14	.438/.143	14-16/10-15	.875/.667	44/33	14/8	13/18	5/8	7/5	19/19
#16/21 Georgia	35/35	32/27	67-62	+5	23-54/26-65	.426/.400	3-6/4-11	.500/.364	18-25/6-9	.720/.667	40/31	5/9	20/15	10/6	5/6	14/19
Mercer	43/32	36/21	79-53	+26	28-62/24-65	.452/.369	3-14/3-11	.214/.273	20-28/2-3	.714/.667	52/27	12/14	17/12	4/4	8/9	11/21
Oregon St.	30/18	29/24	59-42	+17	22-62/18-57	.355/.316	1-15/3-19	.067/.158	14-18/3-6	.778/.500	50/32	8/11	12/13	8/8	10/6	11/14
Georgia Tech	39/35	37/30	76-65	+11	31-55/27-59	.564/.458	8-14/6-12	.571/.500	6-6/5-7	1000/.714	29/28	16/12	13/12	3/0	5/7	8/10

Note: Game totals are displayed in the format TEAM/OPPONENT for each category

2020-21 South Carolina Basketball
#6/5 South Carolina Points-Rebounds-Assists (as of Mar 28, 2021)
All games

Opponent	Date	Score	THOMPSON,	COOKE,ZIA	RUSSELL,EN	HENDERSON	BOSTON,ALI	SAXTON,VIC	LITTLETON,	BEAL,BREA	AMHERST,LA	GRISSETT,L	WESOLEKE
			00	01	02	03	04	05	11	12	15	24	32
CC	11/25/20	119-38 W	5-0-0	18-1-3	14-4-2	11-6-5	11-12-1	19-12-2	7-8-0	8-2-1	11-11-2	13-10-3	2-4-0
vs SD	11/28/20	81-71 W	3-0-0	19-5-1	2-0-1	19-9-3	12-8-4	4-3-0	0-0-0	3-5-3	11-9-1	8-5-1	0-1-0
vs Gonz	11/29/20	79-72 W	DNP	16-4-4	DNP	23-3-2	10-5-0	9-6-1	1-1-1	12-7-1	6-4-2	2-2-1	DNP
NCSU	12/03/20	46-54 L	0-0-0	11-5-1	0-0-0	2-7-6	9-9-0	0-3-0	0-2-0	5-4-0	11-15-2	8-3-0	DNP
at lowSt	12/06/20	83-65 W	0-1-0	19-1-4	8-1-0	12-4-7	13-15-3	9-9-1	5-7-3	13-4-2	4-2-1	DNP	0-2-0
Temple	12/17/20	103-41 W	2-1-0	23-3-4	11-3-1	8-3-7	14-9-1	16-7-0	6-4-2	5-3-3	11-3-1	7-7-3	0-3-0
UF	12/31/20	75-59 W	0-2-0	26-3-5	0-1-0	2-7-9	28-16-1	9-12-0	DNP	4-1-2	2-3-2	4-2-0	0-0-0
at Bama	01/04/21	77-60 W	0-0-0	18-3-2	0-0-0	20-8-5	5-10-0	15-6-0	DNP	8-10-0	3-5-0	8-4-2	0-0-0
at UK	01/10/21	75-70 W	0-0-0	7-3-1	3-1-0	22-8-3	20-12-1	7-2-0	0-0-0	2-6-0	10-4-1	4-3-0	DNP
at Vandy	01/14/21	106-43 W	3-1-0	9-2-2	6-3-1	12-7-9	9-10-2	20-2-1	8-3-2	17-3-1	11-8-1	7-12-0	4-1-0
Ark	01/18/21	104-82 W	DNP	9-3-3	3-1-1	14-2-10	26-16-3	10-4-0	7-5-1	22-4-1	6-1-2	7-8-0	DNP
UGA	01/21/21	62-50 W	0-0-1	16-2-0	0-0-0	2-4-3	16-11-2	9-11-0	1-5-1	9-7-1	4-2-1	5-0-1	0-2-0
at LSU	01/24/21	69-65 W	DNP	11-1-0	0-0-1	16-5-8	20-14-0	4-5-0	0-1-0	10-4-4	0-2-0	8-3-3	DNP
at MSU	01/28/21	75-52 W	3-0-0	19-3-3	2-1-0	6-4-2	6-12-0	13-11-2	2-0-2	6-5-0	7-7-2	11-5-1	0-0-0
Bama	01/31/21	87-63 W	0-0-0	21-2-0	4-3-0	14-6-7	6-13-6	10-1-0	8-3-2	11-6-0	7-1-0	6-4-0	0-0-0
at AUB	02/04/21	77-58 W	0-0-0	17-2-2	3-1-0	4-4-9	14-8-1	11-7-0	6-4-2	6-5-1	6-9-0	10-4-0	0-3-0
at UConn	02/08/21	59-63 L	DNP	11-4-3	DNP	11-5-3	17-15-1	5-8-0	0-1-0	8-10-0	4-2-0	3-3-0	DNP
Mizzou	02/11/21	77-62 W	0-0-0	15-2-1	1-0-0	11-4-3	11-12-1	10-6-0	5-1-0	9-4-3	6-6-0	9-1-2	0-1-0
LSU	02/14/21	66-59 W	DNP	13-4-4	4-0-0	19-2-3	12-13-2	8-5-0	0-4-0	4-3-0	6-5-0	0-4-1	DNP
at UT	02/18/21	67-75 L	0-0-0	15-3-2	4-2-0	15-3-6	17-16-1	6-6-0	DNP	4-1-0	4-3-2	2-1-0	0-1-0
KY	02/21/21	76-55 W	0-0-0	21-5-2	4-0-0	14-2-2	4-11-3	8-6-1	0-1-0	0-2-0	12-13-1	13-6-1	0-1-0
OM	02/25/21	68-43 W	DNP	17-1-1	0-1-0	6-4-4	7-11-2	10-8-0	0-1-0	8-9-0	8-3-1	12-5-2	DNP
at TAM	02/28/21	57-65 L	DNP	15-5-2	0-0-0	15-4-6	11-11-2	2-4-0	0-3-0	9-8-1	0-1-0	5-3-0	DNP
vs Bama	03/05/21	75-63 W	DNP	22-3-2	0-1-0	18-2-5	16-13-2	6-3-2	1-1-1	2-5-1	4-3-0	6-2-1	DNP
vs TN	03/06/21	67-52 W	0-0-0	17-4-1	0-0-0	13-7-5	15-11-3	3-2-0	2-0-1	4-4-0	4-7-0	8-4-4	1-0-0
vs GA	03/07/21	67-62 W	DNP	8-0-0	DNP	18-9-3	27-10-0	3-3-0	0-0-0	7-4-1	2-2-1	2-4-0	DNP
vs Mercer	03/21/21	79-53 W	0-0-0	13-3-1	0-0-0	0-5-4	20-18-3	20-6-1	8-4-2	7-6-0	11-8-1	DNP	0-0-0
vs OSU	03/23/21	59-42 W	0-0-0	10-5-2	0-1-0	12-2-1	19-7-0	7-6-2	0-7-0	3-11-2	8-9-1	DNP	0-0-0
vs GaTech	03/28/21	76-65 W	DNP	17-4-2	DNP	9-2-7	9-5-3	12-6-0	6-0-0	8-5-3	15-7-1	DNP	DNP

SOUTH CAROLINA NCAA HISTORY

1982 • No. 3 Seed in Midwest Region • Sweet 16

Head Coach: Terry Kelly • Final record: 23-8 overall

Date	Opponent	Result	Score	Site	SC Points	SC Rebs.	Opp. Points	Opp. Rebs.
3/14	No. 6 East Carolina	W	79-54	Columbia, S.C.	30-Southers	19-Southers, Foster	14-Denkler	9-Chaney
3/18	vs. No. 2 Kentucky	L	69-73	Ruston, La.	23-Foster	19-Foster	29-Still	13-Still

1986 • No. 7 Seed in Mideast Region • First Round

Head Coach: Nancy Wilson • Final record: 19-11 overall; 9-1 Metro

Date	Opponent	Result	Score	Site	SC Points	SC Rebs.	Opp. Points	Opp. Rebs.
3/12	No. 10 Middle Tenn. St.	L	77-78 (OT)	Columbia, S.C.	24-Southers	18-Gilmore	20-Willbanks	11-Willbanks

1988 • No. 3 Seed in Midwest Region • Second Round

Head Coach: Nancy Wilson • Final record: 23-11 overall; 10-2 Metro

Date	Opponent	Result	Score	Site	SC Points	SC Rebs.	Opp. Points	Opp. Rebs.
3/16	No. 9 Alabama	W	77-63	Columbia, S.C.	21-Middleton	11-Parker	22-Vaughn	12-Heard
3/20	at No. 1 Texas	L	58-77	Austin, Texas	15-Parker	10-Hawkins	19-Wimbish	9-Conwell

1989 • No. 6 Seed in Midwest Region • First Round

Head Coach: Nancy Wilson • Final record: 23-7 overall; 10-2 Metro

Date	Opponent	Result	Score	Site	SC Points	SC Rebs.	Opp. Points	Opp. Rebs.
3/15	No. 11 Tenn. Tech	L	73-77	Columbia, S.C.	31-Hunt	12-Hunt	23-Brown	12-Clayton

1990 • No. 5 Seed in Mideast Region • Sweet 16

Head Coach: Nancy Wilson • Final record: 24-9 overall; 13-1 Metro

Date	Opponent	Result	Score	Site	SC Points	SC Rebs.	Opp. Points	Opp. Rebs.
3/14	No. 12 Bowling Green	W	93-50	Columbia, S.C.	22-Middleton	11-Hunt	15-Thompson	7-Bonner
3/17	at No. 4 Northwestern	W	76-67	Evanston, Ill.	21-Middleton	15-Banner	19-Savage	7-Savage, Kennelly
3/22	vs. No. 1 Washington	L	61-73	Iowa City, Iowa	20-Hunt	10-Hunt	17-Deden	10-Deden

1991 • No. 7 Seed in Mideast Region • First Round

Head Coach: Nancy Wilson • Final record: 22-9 overall; 12-2 Metro

Date	Opponent	Result	Score	Site	SC Points	SC Rebs.	Opp. Points	Opp. Rebs.
3/13	at No. 10 Vanderbilt	L	64-73	Nashville, Tenn.	27-Williams	14-Williams	24-Scholten	16-Scholten

2002 • No. 3 Seed in East Region • Elite Eight

Head Coach: Susan Walvius • Final record: 25-7 overall; 10-4 SEC

Date	Opponent	Result	Score	Site	SC Points	SC Rebs.	Opp. Points	Opp. Rebs.
3/16	No. 14 Liberty	W	69-61	Columbia, S.C.	19-Ujhelyi	14-Penn	19-Walker	9-Foreid
3/18	No. 6 Cincinnati	W	75-56	Columbia, S.C.	21-Geter	10-Geter	13-Sharp, King	8-Wilder
3/23	vs. No. 7 Drake	W	79-65	Raleigh, N.C.	19-Penn, Gortman	8-Penn	20-Bennett	8-Anderson
3/25	vs. No. 1 Duke	L	68-77	Raleigh, N.C.	17-Gortman	9-Penn	24-Beard	7-Beard, Tillis

2003 • No. 5 Seed in East Region • Second Round

Head Coach: Susan Walvius • Final record: 23-8 overall; 9-5 SEC

Date	Opponent	Result	Score	Site	SC Points	SC Rebs.	Opp. Points	Opp. Rebs.
3/23	vs. No. 12 Chattanooga	W	68-54	University Park, Pa.	18-Ciocan	14-Ujhelyi	18-Warfield	7-Patton
3/25	at No. 4 Penn State	L	67-77	University Park, Pa.	21-Penn	9-Penn	27-Mazzante	4-Joseph, Wright

2012 • No. 5 Seed in Fresno Region • Sweet 16

Head Coach: Dawn Staley • Final record: 25-10 overall; 10-6 SEC

Date	Opponent	Result	Score	Site	SC Points	SC Rebs.	Opp. Points	Opp. Rebs.
3/17	vs. No. 12 E. Michigan	W	80-48	W. Lafayette, Ind.	12-Grant	7-Bruner	14-Redditt	12-Watkins
3/19	at No. 4 Purdue	W	72-61	W. Lafayette, Ind.	21-Grant	8-Welch	15-Houser	13-Ostarello
3/25	vs. No. 1 Stanford	L	60-76	Fresno, Calif.	18-Sutton	12-Welch	39-N. Ogwumike	10-Ogwumike, Ogwumike

2013 • No. 4 Seed in Norfolk Region • Second Round**Head Coach:** Dawn Staley • **Final record:** 25-8 overall; 11-5 SEC

Date	Opponent	Result	Score	Site	SC Points	SC Rebs.	Opp. Points	Opp. Rebs.
3/23	vs. No. 13 S. Dakota State	W	74-52	Boulder, Colo.	15-Bruner, Walker	11-Bruner	15-Eide	4-Boever, Dietel, Lingle
3/25	vs. No. 12 Kansas	L	69-75	Boulder, Colo.	16-Bruner, Welch	12-Bruner	27-Engelman	12-Gardner

2014 • No. 1 Seed in Stanford Region • Sweet 16**Head Coach:** Dawn Staley • **Final record:** 29-5 overall; 14-2 SEC

Date	Opponent	Result	Score	Site	SC Points	SC Rebs.	Opp. Points	Opp. Rebs.
3/23	vs. No. 16 CSU Northridge	W	73-58	Seattle, Wash.	24-Mitchell	16-Coates	26-Sharpe	6-Sharpe, Fong
3/25	vs. No. 9 Oregon State	W	78-69	Seattle, Wash.	21-Welch	11-Coates, Welch	21-Weisner	9-Gibson
3/30	vs. No. 4 North Carolina	L	58-65	Palo Alto, Calif.	22-Coates	11-Coates	19-DeShields	9-Mavunga

2015 • No. 1 Seed in Greensboro Region • Final Four**Head Coach:** Dawn Staley • **Final record:** 34-3 overall; 15-1 SEC

Date	Opponent	Result	Score	Site	SC Points	SC Rebs.	Opp. Points	Opp. Rebs.
3/20	No. 16 Savannah State	W	81-48	Columbia, S.C.	15-Wilson	9-Wilson	21-Kalu	8-Davis
3/22	No. 8 Syracuse	W	97-68	Columbia, S.C.	14-Coates, Mitchell	10-Welch	23-Peterson	7-Briana Day
3/27	vs. No. 4 North Carolina	W	67-65	Greensboro, N.C.	18-Cotes, Mitchell	10-Coates	15-Coleman	13-Mavunga
3/29	vs. No. 2 Florida State	W	80-74	Greensboro, N.C.	21-Mitchell	6-Mitchell	13-Romero	7-Romero
4/5	vs. No. 1 Notre Dame	L	65-66	Tampa, Fla.	20-Wilson	14-Welch	22-Loyd	8-Turner

2016 • No. 1 Seed in Sioux Falls Region • Sweet 16**Head Coach:** Dawn Staley • **Final record:** 33-2 overall; 16-0 SEC

Date	Opponent	Result	Score	Site	SC Points	SC Rebs.	Opp. Points	Opp. Rebs.
3/18	No. 16 Jacksonville	W	77-41	Columbia, S.C.	22-Coates	11-Wilson	17-B. Brown	6-Mercer
3/20	No. 9 Kansas State	W	73-47	Columbia, S.C.	20-Mitchell	10-Coates	21-Lewis	9-Lewis
3/25	No. 4 Syracuse	L	72-80	Sioux Falls, S.D.	18-Coates	16-Coates	26-Peterson	13-Briana Day

2017 • No. 1 Seed in Stockton Region • National Champion**Head Coach:** Dawn Staley • **Final record:** 33-4 overall; 14-2 SEC

Date	Opponent	Result	Score	Site	SC Points	SC Rebs.	Opp. Points	Opp. Rebs.
3/17	No. 16 UNC Asheville	W	90-40	Columbia, S.C.	22-Gray	12-Gray	12-Webb	7-Scott, Weaver
3/19	No. 8 Arizona State	W	71-68	Columbia, S.C.	21-Wilson	11-Wilson	20-Brunner	9-Brunner
3/25	vs. No. 12 Quinnipiac	W	100-58	Stockton, Calif.	28-K. Davis	8-Gray	12-Fay, Martucci	4-Fay
3/27	vs. No. 3 Florida State	W	71-64	Stockton, Calif.	23-K. Davis	7-Cliney	16-Romero	10-Slaughter
3/31	vs. No. 2 Stanford	W	62-53	Dallas, Texas	18-Gray	19-Wilson	14-McCall, Smith	14-McCall
4/2	vs. No. 1 Mississippi State	W	67-55	Dallas, Texas	23-Wilson	10-Gray, Wilson	12-Vivians	10-McCowan

2018 • No. 2 Seed in Albany Region • Elite Eight**Head Coach:** Dawn Staley • **Final record:** 29-7 overall; 12-4 SEC

Date	Opponent	Result	Score	Site	SC Points	SC Rebs.	Opp. Points	Opp. Rebs.
3/16	No. 14 NC A&T	W	63-52	Columbia, S.C.	19-Wilson	16-Wilson	21-Green	6-Foy
3/18	No. 10 Virginia	W	66-56	Columbia, S.C.	25-Wilson	11-Wilson	16-Two players	7-Willoughby
3/24	vs. No. 11 Buffalo	W	79-63	Albany, N.Y.	20-Jennings, Wilson	13-Wilson	29-Dillard	4-Oursler
3/26	vs. No. 1 UConn	L	65-94	Albany, N.Y.	27-Wilson	8-Wilson	23-Williams	7-Collier

2019 • No. 4 Seed in Greensboro Region • Sweet 16**Head Coach:** Dawn Staley • **Final record:** 23-10 overall; 13-4 SEC

Date	Opponent	Result	Score	Site	SC Points	SC Rebs.	Opp. Points	Opp. Rebs.
3/22	No. 13 Belmont	W	74-52	Charlotte, N.C.	15-Cooper	9-Jennings	13-Maggard	5-Harmeyer
3/24	No. 5 Florida State	W	72-64	Charlotte, N.C.	20-Herbert Harrigan	7-Jennings	19-Ekhome	18-Gillespie
3/30	No. 1 Baylor	L	68-93	Greensboro, N.C.	16-Herbert Harrigan	5-Herbert Harrigan	25-Richards	14-Cox

Tournament Field:

32 teams 1982, 1984-85; 40 teams 1983, 1986-88; 48 teams 1989-93; 64 teams 1994-present; the 2020 NCAA Tournament was cancelled due to the COVID-19 global pandemic. Opponents listed with regional seed, not national ranking

SOUTH CAROLINA NCAA TOURNAMENT RECORDS

Team

Most Points Scored

Game: 100 vs. Quinnipiac, 3/25/17
Tourn.: 461 in 2017 (6 games)

Fewest Points Scored

Game: 58 vs. North Carolina, 3/30/14
 58 at Texas, 3/20/88
Tourn.: 64 in 1991 (1 game)

Margin of Victory

Game: 43 (93-50) vs. Bowling Green, 3/14/90

Margin of Defeat

Game: 29 (65-94) vs. Connecticut, 3/26/18

Field Goals Made

Game: 37 vs. UNC Asheville, 3/17/17
Tourn.: 169 in 2017 (6 games)

Field Goal Attempts

Game: 72 vs. Kansas, 3/25/13
Tourn.: 337 in 2017 (6 games)

Field Goal Percentage

Game: .642 (34-53) vs. Savannah State, 3/20/15
Tourn.: .526 (144-274) in 2015 (5 games)

3-Point Field Goals Made (Since 1987-88)

Game: 10 vs. Quinnipiac, 3/25/17
Tourn.: 24 in 2017 (6 games)

3-Point Field Goal Attempts (Since 1987-88)

Game: 32 vs. Syracuse, 3/25/16
Tourn.: 69 in 2016 (3 games)

3-Point Field Goal Percentage (Since 1987-88)

Game (Min. 10 3FGA): .625 (10-16) vs. Quinnipiac, 3/25/17
Tourn. (Min. 20 3FGA): .370 (10-27) in 2014 (3 games)

Free Throws Made

Game: 34 vs. Oregon State, 3/25/14
Tourn.: 99 in 2017 (6 games)

Free Throw Attempts

Game: 45 vs. Alabama, 3/16/88
Tourn.: 126 in 2017 (6 games)

Free Throw Percentage

Game (Min. 20 FTA): .900 (18-20) vs. Buffalo, 3/24/18
Tourn. (Min. 30 FTA): .842 (32-38) in 2003

Total Rebounds

Game: 52 vs. Mercer, 3/21/21
 52 vs. Cal State Northridge, 3/23/14
Tourn.: 223 in 2017 (6 games)

Offensive Rebounds (Since 1987-88)

Game: 26 vs. Kansas, 3/25/13
Tourn.: 69 in 2017 (6 games)

Defensive Rebounds (Since 1987-88)

Game: 37 vs. Cal State Northridge, 3/23/14
 37 vs. Kentucky, 3/18/82
Tourn.: 154 in 2017 (6 games)

Assists

Game: 23 vs. Savannah State, 3/20/15
 23 vs. Bowling Green, 3/14/90
Tourn.: 84 in 2015 (5 games)

Blocked Shots

Game: 11 vs. Eastern Michigan, 3/17/12
Tourn.: 30 in 2017 (6 games)

Steals

Game: 16 vs. Drake, 3/23/02
Tourn.: 47 in 2017 (6 games)
 47 in 2002 (4 games)

Individual

Points Scored

Game: 31 by Beth Hunt vs. Tennessee Tech, 3/15/89
Tourn.: 115 by Aja Wilson in 2017 (6 games)
Career: 306 by Aja Wilson, 2015-18 (18 games)

Scoring Average

Tourn. (Min. 2 games): 23.0 by Sheila Foster in 1982 (2 games)
Career (Min. 2 yrs./4 gms.): 21.5 by Beth Hunt, 1989-90 (4 games)

Field Goals Made

Game: 13 by Brantley Southers vs. East Carolina, 3/14/82
Tourn.: 42 by Alisha Gray in 2017 (6 games)
Career: 109 by Aja Wilson, 2015-18 (18 games)

Field Goal Attempts

Game: 23 by Brantley Southers vs. Middle Tenn State, 3/12/86
Tourn.: 78 by Kaela Davis in 2017 (6 games)
Career: 203 by Aja Wilson, 2015-18 (18 games)

Field Goal Percentage

Game (Min. 10 FGA): .846 (11-13) by Alisha Gray vs. UNC Asheville, 3/1/17
Tourn. (Min. 15 FGA): .750 (21-28) by Alaina Coates in 2016 (3 games)
Career (Min. 30 FGA/2 yrs.): .642 (61-95) by Alaina Coates, 2014-16 (11 games)

3-Point Field Goals Made (Since 1987-88)

Game: 5 by Zia Cooke vs. Georgia Tech, 3/28/21
 5 by Kaela Davis vs. Quinnipiac, 3/25/17
 5 by Tina Roy vs. Syracuse, 3/25/16
 5 by Karen Middleton at Northwestern, 3/17/90
Tourn.: 10 by Karen Middleton in 1990 (3 games)
Career: 17 by Tiffany Mitchell, 2013-16 (13 games)

3-Point Field Goal Attempts (Since 1987-88)

Game: 15 by Tina Roy vs. Syracuse, 3/25/16
Tourn.: 26 by Tina Roy in 2016 (3 games)
Career: 61 by Tina Roy, 2012-16 (14 games)

3-Point Field Goal Percentage (Since 1987-88)

Game (Min. 5 3FGA): 1.000 (5-5) by Karen Middleton at Northwestern, 3/17/90
Tourn. (Min. 10 3FGA): .625 (10-16) by Karen Middleton in 1990 (3 games)
Career (Min. 20 3FGA/2 yrs.): .407 (11-27) by Kelly Morrone, 2002-03 (6 games)

Free Throws Made

Game: 13 by Tiffany Mitchell vs. CSU Northridge, 3/23/14
Tourn.: 33 by Aja Wilson in 2017 (6 games)
Career: 88 by Aja Wilson, 2015-18 (18 games)

Free Throw Attempts

Game: 17 by Tiffany Mitchell vs. CSU Northridge, 3/23/14
Tourn.: 41 by Aja Wilson in 2017 (6 games)
Career: 113 by Aja Wilson, 2015-18 (18 games)

Free Throw Percentage

Game (Min. 10 FTA):	1.000 (10-10) by Aja Wilson vs. Quinnipiac, 3/25/17 1.000 (10-10) by Alaina Coates vs. North Carolina, 3/27/15
Turn. (Min. 15 FTA):	875 (14-16) by Mikiah Herbert Harrigan in 2019 (3 games)
Career (Min. 20 FTA/2 yrs.):	844 (27-32) by Mikiah Herbert Harrigan 2017-20 (13 games)

Total Rebounds

Game:	19 by Aja Wilson vs. Stanford, 3/31/17 19 by Sheila Foster vs. Kentucky, 3/18/82 19 by Sheila Foster vs. East Carolina, 3/14/82 19 by Brantley Southers vs. East Carolina, 3/14/82
Turn.:	53 by Aja Wilson in 2017 (6 games)
Career:	153 by Aja Wilson, 2015-18 (18 games)

Rebounding Average

Turn. (Min. 2 games):	19.0 by Sheila Foster in 1982 (2 games)
Career (Min. 2 yrs./4 gms.):	10.5 by Beth Hunt, 1989-90 (4 games)

Offensive Rebounds (Since 1987-88)

Game:	9 by Aliyah Boston vs. Mercer, 3/21/21 9 by Aleighsa Welch vs. Notre Dame, 4/5/15
Turn.:	20 by Aja Wilson in 2017 (6 games)
Career:	50 by Aleighsa Welch, 2012-15 (13 games)

Defensive Rebounds (Since 1987-88)

Game:	15 by Sheila Foster vs. Kentucky, 3/18/82
Turn.:	34 by Aja Wilson in 2018 (4 games)
Career:	204 by Aja Wilson, 2015-18 (18 games)

Assists

Game:	9 by Tyasha Harris vs. Buffalo, 3/24/18 9 by Martha Parker vs. Tennessee Tech, 3/15/89
Turn.:	21 by Tiffany Mitchell in 2015 (5 games) 21 by Cristina Ciocan in 2002 (4 games)
Career:	52 by Tyasha Harris, 2017-present (13 games)

Blocked Shots

Game:	5 by Victoria Saxton vs. Oregon State, 3/23/21 5 by Aja Wilson vs. NC A&T, 3/16/18 5 by Elen Ibiam vs. Eastern Michigan, 3/17/12
Turn.:	16 by Aja Wilson in 2017 (6 games)
Career:	43 by Aja Wilson, 2015-18 (18 games)

Steals

Game:	6 by Jocelyn Penn vs. Drake, 3/23/02 6 by Monica Williams vs. Alabama, 3/16/88
Turn.:	12 by Bianca Cuevas-Moore in 2017 (6 games)
Career:	24 by Bianca Cuevas-Moore, 2015-19 (16 games)

Opponent Records**Team**

Most Points:	94 by Connecticut, 3/26/18
Fewest Points:	40 by UNC Asheville, 3/1/17
Field Goals Made:	37 by Baylor, 3/30/19 37 by Connecticut, 3/26/18
Field Goal Attempts:	79 by Middle Tennessee State, 3/12/86
FG %age:	.587 (37-63) by Connecticut, 3/26/18
3-Pt. FGs Made:	12 by Connecticut, 3/26/18
3-Pt. FG Attempts:	30 by Oregon State, 3/25/14
3FG %age (Min. 10 3FGA):	.600 (12-20) by Connecticut, 3/26/18
Free Throws Made:	19 by Stanford, 3/24/12
Free Throw Attempts:	25 by Stanford, 3/24/12
FT %age (Min. 20 FTA):	.783 (18-23) by Syracuse, 3/22/15 .783 (18-23) by Vanderbilt, 3/13/91
Rebounds:	54 by Baylor, 3/30/19
Assists:	25 by Connecticut, 3/26/18
Blocks:	9 by Baylor, 3/30/19 9 by Stanford, 3/24/12 9 by Duke, 3/25/02
Steals:	15 by Buffalo, 3/24/18

Individual

Points:	29 by Cierra Dillard, Buffalo, 3/24/18 29 by Valerie Still, Kentucky, 3/18/82
Field Goals Made:	12 by Valerie Still, Kentucky, 3/18/82 12 by Wendy Scholtens, Vanderbilt, 3/13/91
Field Goal Attempts:	24 by Jewell Loyd, Notre Dame, 4/5/15
FG %age (Min. 10 FGA):	.818 (9-11) by Carla Bennett, Drake, 3/23/02
3-Pt. FGs Made:	5 by Crystal Dangerfield, UConn, 3/26/18 5 by Jamie Weisner, Oregon State, 3/25/14
3-Pt. FG Attempts:	12 by Sydney Wiese, Oregon State, 3/25/14
3FG %age (Min. 5 3FGA):	.714 (5-7) by Crystal Dangerfield, UConn, 3/26/18
Free Throws Made:	8 by Lauren Cox, Baylor, 3/30/19 8 by Stephanie Walker, Liberty, 3/16/02
Free Throw Attempts:	11 by Cierra Dillard, Buffalo, 3/24/18
FT %age (Min. 10 FTA):	.917 (11-12) by Nnemkadi Ogwumike, Stanford, 3/24/12
Rebounds:	16 by Wendy Scholtens, Vanderbilt, 3/13/91
Assists:	8 by Angel Goodrich, Kansas, 3/25/13 8 Jess Strom, Penn State, 3/25/03
Blocks:	5 by Lauren Cox, Baylor, 3/30/19
Steals:	6 by Cierra Dillard, Buffalo, 3/24/18