

GAME 28 | TUESDAY, MARCH 23, 2021

NCAA TOURNAMENT 2ND ROUND (HEMISFAIR REGION)

7 P.M. (ET) | SAN ANTONIO, TEXAS | ALAMODOME

TV: ESPN | RADIO: 107.5 THE GAME
LIVE STATS: NCAA.COM

GAMECOCK NCAA TOURNAMENT HISTORY

Appearances.....17 (1982, 1986, 1988, 1989, 1990, 1991, 2002, 2003, 2012, 2013, 2014, 2015, 2016, 2017, 2018, 2019, 2021)
 Overall Record (Staley Era).....31-15 (23-7)
Sweet 16 Appearances.....10 (1982, 1990, 2002, 2012, 2014, 2015, 2016, 2017, 2018, 2019)
Elite Eight Appearances.....4 (2002, 2015, 2017, 2018)
Final Four Appearances.....2 (2015, 2017)
National Championships.....1 (2017)
Italics indicates during the Dawn Staley era

ABOUT TONIGHT'S GAME

- The Gamecocks are 1-1 all-time against Oregon State with both games coming in the Dawn Staley era. South Carolina and Oregon State have met once before in the NCAA Tournament, matching up in the second round of the 2014 event, which the Gamecocks won in Seattle.
- South Carolina is 9-3 all-time in the second round of the NCAA Tournament, including a 7-1 mark in the Dawn Staley era.

GAMECOCK NOTABLES

- South Carolina enters the NCAA Tournament as a No. 1 seed for the fifth time in the last eight tournaments. The Gamecocks earned that seed playing the toughest schedule in the country, facing an NCAA-best 13 ranked opponents, while not suffering any "bad losses" as their four defeats came to the Nos. 1, 3, 4 and 13 teams in this week's AP Poll.
- The six Gamecocks making their NCAA Tournament debut against Mercer combined for 51 of the team's 79 points and 35 of its 52 rebounds.
- South Carolina has not been out-rebounded this season and ranks third in the country with a +15.2 rebounding margin. The Gamecocks have had a double-digit rebounding advantage in 18 of 27 games this season, including eight games with at least a +20 margin.
- With her team season-high 1f8 rebounds against Mercer, sophomore Aliyah Boston came one rebound shy of the Gamecocks' NCAA Tournament record. Her nine offensive boards tied the program NCAA Tournament record, originally set by Aleighsa Welch against Notre Dame on Apr. 5, 2015. Boston's 20 points were the most by a Gamecock in her NCAA Tournament debut since Beth Hunt scored 31 against Tennessee Tech on Mar. 15, 1989, and her 18 rebounds were the most in a debut since Sharon Gilmore's 18 against Middle Tennessee on Mar. 12, 1986
- After a combined 23 career minutes in NCAA Tournament play entering this year's event, junior forward Victoria Saxton matched her career high with 20 points against Mercer, shooting 7-of-10 from the field.
- Sophomore Aliyah Boston is the only player in the country who is a finalist for both the Naismith Trophy and Naismith Defensive Player of the Year. Averaging a double-double on the season (13.9 ppg/11.9 rpg) and ranking sixth in the country in double-doubles (16), she is also 16th in the nation in blocks per game (2.7). Boston has lifted her game to another level in the postseason, averaging 19.5 points and 13.0 rebounds of her last four outings, shooting 60.0 percent (27-of-45) from the field, including 4-of-6 from 3-point range.
- Sophomore Zia Cooke has scored in double figures in all but four games this season, including three of her four postseason games, during which she is averaging 15.0 points.

5	51	52
South Carolina has allowed an opponent to score 70 points just five times this season, the last coming on Feb. 18 at Tennessee.	Forwards Aliyah Boston, Victoria Saxton and Laeticia Amihere accounted for 51 of the Gamecocks' 79 points against Mercer, shooting 58.8 percent (20-34) from the field.	The Gamecocks' 52 rebounds against Mercer tied the program's most in an NCAA Tournament game

GAMECOCKS
 23-4, 14-2 SEC (#1 seed)
Ranking: 6/5 (AP/Coaches)
Head Coach: Dawn Staley
Record at SC: 328-102 (13th)
Career Record: 500-182 (21st)
Top Scorer: Zia Cooke (15.8)
Top Rebounder: Aliyah Boston (11.9)

BEAVERS
 12-7, 7-6 Pac-12 (#8 seed)
Ranking: -/- (AP/Coaches)
Head Coach: Scott Rueck
Record at OSU: 240-113 (11th)
Career Record: 527-201 (24th)
Top Scorer: Aleah Goodman (16.5)
Top Rebounder: Taylor Jones (9.1)

SCHEDULE/RESULTS












Nov. 25	Charleston (SECN+)	W, 119-38
<i>Women's Bad Boy Mowers Crossover Classic</i>		
Nov. 28	vs. South Dakota	W, 81-71
Nov. 29	vs. #21/20 Gonzaga	W, 79-72
Dec. 3	#8/6 NC State (ESPN2)	L, 46-54
<i>SEC/Big 12 Challenge</i>		
Dec. 6	at #23/18 Iowa State (ESPNU)	W, 83-65
Dec. 17	Temple (SECN)	W, 103-41
Dec. 31	Florida* (ESPNU)	W, 75-59
Jan. 4	at Alabama (SECN)	W, 77-60
Jan. 10	at #10/8 Kentucky* (ESPN)	W, 75-70
Jan. 14	at Vanderbilt* (SECN+)	W, 106-43
Jan. 18	#15/16 Arkansas* (ESPN2)	W, 104-82
Jan. 21	#22/23 Georgia* (SECN)	W, 62-50
Jan. 24	at LSU* (SECN)	W, 69-65
Jan. 28	at #21/19 Mississippi St.* (ESPN)	W, 75-52
Jan. 31	Alabama* (SECN)	W, 87-63
Feb. 4	at Auburn* (SECN+)	W, 77-58
Feb. 8	at #2/5 UConn (FS1)	L, 59-63
Feb. 11	Missouri* (SECN)	W, 77-62
Feb. 14	LSU* (SECN)	W, 66-59
Feb. 18	at #21/21 Tennessee (SECN)	L, 67-75
Feb. 21	#17/17 Kentucky* (ESPN)	W, 76-55
Feb. 25	Ole Miss* (SECN+)	W, 68-43
Feb. 28	at #3/3 Texas A&M* (ESPN2)	L, 57-65
<i>SEC Tournament (Greenville, S.C.)</i>		
Mar. 5	Alabama (SECN)	W, 75-63
Mar. 6	#14/16 Tennessee (ESPNU)	W, 67-52
Mar. 7	#16/21 Georgia (ESPN2)	W 67-62
<i>NCAA Tournament (San Antonio, Texas)</i>		
Mar. 21	Mercer (ESPN)	W, 79-53
Mar. 23	Oregon State (ESPN)	7 p.m.

All Times Listed as Eastern and are subject to change
* indicates SEC Game

TALE OF THE TAPE

SOUTH CAROLINA	76.9	.440	.331	.673	14.8	59.1	.365	.270	47.9	13.1	+0.2	7.0	7.4
	Points	FG%	3FG%	FT%	FTM per Game	Scoring Def.	FG% Def.	3FG% Def.	Reb. Margin	Assists	TO Margin	Blocks	Steals
OREGON STATE	72.8	.462	.408	.725	13.3	68.6	.370	.365	+2.2	16.3	-4.5	5.2	4.7

2020-21 SOUTH CAROLINA MEDIA ROSTER

0		<p>Olivia Thompson 5-8 • So. • Guard • Lexington, S.C.</p> <p>PPG 0.9 RPG 0.3 APG 0.1 FG% .375 FT% —</p>	<p>LAST GM: 1 min vs. Mercer NOTABLE: Good outside shooter ... has played in 18 games this season, hitting a 3 in four ... 20,19 SCBCA Class 5A Player of the Year and SC HS Sports Report co-Statewide Player of the Year.</p>	<p>Career Highs Pts: 10 vs. Alabama St, 11/5/19 Ast: 2 vs. USC Upstate, 11/21/19 Stl: 1, 3x, at Tennessee, 2/18/21 Reb: 2 vs. Florida, 12/31/20 Min: 14 at Ole Miss, 1/30/20</p>
1		<p>Zia Cooke 5-9 • So. • Guard • Toledo, Ohio <i>ZY-uh COOK</i></p> <p>PPG 15.8 RPG 2.9 APG 2.0 FG% .383 FT% .777</p>	<p>LAST GM: 13 pts, 3 stls, 3 rebs vs. Mercer NOTABLE: Explosive, athletic guard who finds the rim and has great body control ... 12th in SEC in ppg ... 23 games of 10+ points, including five 20-point games ... All-SEC 1st Team; Ann Meyers Drysdale Award Top 5 ... SEC All-Tournament.</p>	<p>Career Highs Pts: 27 at Dayton 11/13/19 Reb: 7 at Dayton, 11/13/19 Ast: 5, 2x, vs. Florida, 12/31/20 Stl: 4 vs. USC Upstate, 11/21/19 Min: 37, 4x, vs. Alabama, 3/5/21</p>
2		<p>Eniya Russell 6-1 • Fr. • Guard • Baltimore, Md. <i>ih-NYE-uh</i></p> <p>PPG 2.9 RPG 1.0 APG 0.3 FG% .349 FT% .600</p>	<p>LAST GM: 3 mins vs. Mercer NOTABLE: Good passer, can shoot deep 3, gets to the rim, strong pull-up game ... has played in 24 games, including all 16 in SEC ... 2 games of 10+ points ... scored 14.9 points per game as a high school senior.</p>	<p>Career Highs Pts: 14 vs. Charleston, 11/25/20 Reb: 4 vs. Charleston, 11/25/20 Ast: 2 vs. Charleston, 11/25/20 Stl: 2, 2x, at Vandy, 1/14/21 Min: 20, 2x, at Vandy, 1/14/21</p>
3		<p>Destanni Henderson 5-7 • Jr. • Guard • Fort Myers, Fla. <i>DES-tuh-nee</i></p> <p>PPG 12.1 RPG 5.0 APG 5.1 FG% .435 FT% .721</p>	<p>LAST GM: 4 assts, 4 stls, 5 rebs vs. Mercer NOTABLE: Confident, explosive guard ... 1st in SEC in apg, 30th in nation ... in SEC games - 5.6 apg (1st) ... shooting 42.2% from 3 ... Crossover Classic MVP ... 2020 and 2021 SEC All-Tournament, 2019 SEC All-Freshman Team.</p>	<p>Career Highs Pts: 23 vs. Gonzaga, 11/29/20 Reb: 9, 2x, vs. Georgia, 3/7/21 Ast: 10 vs. Arkansas, 1/18/21 Stl: 5 at Temple, 12/7/19 Min: 40, 2x, vs. Georgia, 3/7/21</p>
4		<p>Aliyah Boston 6-5 • So. • For. • St. Thomas, U.S.V.I. <i>uh-LEE-uh</i></p> <p>PPG 13.9 RPG 11.9 BPG 2.7 FG% .507 FT% .745</p>	<p>LAST GM: 20 pts, 18 rebs, 3 assts vs. Mercer NOTABLE: Physical, loves contact, good range ... 11th in NCAA in rpg; 16th in bpg ... vs. SEC 13.0 ppg, 12.3 rpg (2nd), 3.6 bpg (1st) ... SEC Co-Def. POY ... 1st-team All-America; Naismith, Wade, Wooden Watch Lists ... SEC Tourn MVP.</p>	<p>Career Highs Pts: 28 vs. Florida, 12/31/20 Reb: 25 vs. Arkansas, 1/9/20 Blk: 10, 2x, vs. Georgia, 1/21/21 Stl: 4, 2x, S. Dakota, 11/28/20 Min: 43 at UConn, 2/8/21</p>
5		<p>Victoria Saxton 6-2 • Jr. • Forward • Rome, Ga. <i>vic-TAR-ee-uh</i></p> <p>PPG 9.1 RPG 5.9 BPG 1.4 FG% .565 FT% .613</p>	<p>LAST GM: 20 pts, 6 rebs, 1 blk vs. Mercer NOTABLE: Team captain ... lithe, athletic forward, quick off the floor, great rebounder and shot blocker ... 7th in SEC in bpg, 8th in off. rpg (2.7) ... 10 games of 10+ points, 4 games of 10+ rebs ... 2019 SEC All-Freshman Team.</p>	<p>Career Highs Pts: 20, 2x, vs. Mercer, 3/21/21 Reb: 12, 2x, vs. Florida, 12/31/20 Blk: 5, 2x, Charleston, 11/25/20 Stl: 3, 4x, at Auburn, 2/4/21 Min: 32 at Iowa State, 12/6/20</p>
11		<p>Destiny Littleton 5-9 • Jr. • Guard • San Diego, Calif.</p> <p>PPG 2.8 RPG 2.5 APG 0.8 FG% .340 FT% .800</p>	<p>LAST GM: 8 pts, 4 rebs, 2 assts vs. Mercer NOTABLE: Big guard, good scorer/shooter ... returning from procedure to alleviate chronic ankle issues last season ... played in 24 games, 12 SEC ... scored in 14 games ... season-high 8 points 3x - at Vanderbilt, vs. Alabama, vs. Mercer.</p>	<p>Career Highs Pts: 22 vs. Northwestern St, 12/29/18* Reb: 8, 2x, vs. Charleston, 11/25/20 Ast: 7 vs. Northwestern St, 12/29/18* Stl: 3, 2x, at Oklahoma St, 2/12/19* Min: 34, 2x, vs. Kansas St, 2/17/19* <small>* indicates set prior to South Carolina</small></p>
12		<p>Brea Beal 6-1 • So. • Guard • Rock Island, Ill. <i>BREE</i></p> <p>PPG 7.5 RPG 4.9 APG 1.0 FG% .432 FT% .577</p>	<p>LAST GM: 7 pts, 6 rebs, 1 blk vs. Mercer NOTABLE: Big, physical guard who got stronger in offseason ... brings intangibles, incredible competitiveness ... takes toughest defensive assignment ... 10+ points in six games, 2 games of 10+ rebounds.</p>	<p>Career Highs Pts: 22 vs. Arkansas, 1/18/21 Reb: 13 at Missouri, 1/16/20 Ast: 4, 3x, at LSU, 1/24/21 Stl: 3, 4x, vs. Miss. State, 1/20/20 Min: 45 at UConn, 2/8/21</p>
15		<p>Laeticia Amihere 6-4 • So. • For. • Mississauga, Ontario <i>luh-TEE-shuh ah-MEE-hear</i></p> <p>PPG 6.3 RPG 5.1 BPG 1.0 FG% .347 FT% .606</p>	<p>LAST GM: 11 pts, 8 rebs, 1 blk vs. Mercer NOTABLE: Explosive, athletic forward with solid guard skills ... growing confidence with more game action ... 11th in SEC in bpg ... 10+ points 8 times, 10+ rebounds 3 times, 3+ blocks 4 times.</p>	<p>Career Highs Pts: 16 at Ole Miss, 1/30/20 Reb: 15 vs. NC State, 12/3/20 Blk: 3, 7x, vs. Arkansas, 1/18/21 Stl: 4 vs. Georgia, 1/21/21 Min: 30 vs. S. Dakota, 11/28/20</p>
24		<p>LeLe Grissett 6-2 • Sr. • G/F • Durham, N.C. <i>LEE-lee grih-SET</i></p> <p>PPG 6.7 RPG 4.2 APG 1.0 FG% .500 FT% .559</p>	<p>LAST GM: 2 pts, 4 rebs vs. Georgia NOTABLE: Out for NCAA Tourn with right lower leg injury ... long, versatile, high-energy guard who can play any position on the floor ... "big guard" who can score in the post and rebound ... 10+ points in 5 games.</p>	<p>Career Highs Pts: 22 at Vanderbilt, 1/18/18 Reb: 12 at Vandy, 1/14/21 Ast: 4, 2x, vs. Arkansas, 3/7/20 Stl: 4, 2x, vs. Georgia, 3/6/20 Min: 29 vs. Tennessee, 1/14/18</p>
32		<p>Elysa Wesolek 6-1 • Jr. • Forward • Charleston, S.C. <i>uh-LISS-uh WES-uh-leck</i></p> <p>PPG 0.4 RPG 1.2 BPG 0.3 FG% .300 FT% .250</p>	<p>LAST GM: 3 mins, 1 blk vs. Mercer NOTABLE: Solid shooting forward ... has played in 16 games, including 10 SEC ... appeared in 20 games in 2019-20, including 10 of 16 SEC contests ... has one double-figure scoring game in her career ... 2018 SCISA Miss Basketball.</p>	<p>Career Highs Pts: 10 vs. ETSU, 11/22/18 Reb: 2, 9x, vs. Georgia, 1/21/21 Ast: 1, 6x, at Missouri, 1/16/20 Stl: 2 vs. USC Upstate, 11/21/19 Min: 13 at Vandy, 1/14/21</p>

QUICK FACTS

The University

Location: Columbia, S.C.

Founded: 1801

Enrollment: 33,176

Colors: Garnet (PMS 202C) and Black

Nickname: Gamecocks

Conference: Southeastern

President: Bob Caslen

Athletics Director: Ray Tanner

Facility: Colonial Life Arena (18,000)

Coaching Staff

Head Coach: Dawn Staley

Alma Mater: Virginia, 1992

Overall Record: 500-182 (21st season)

School Record: 328-102 (13th season)

Assoc. Head Coach, Alma Mater:

Lisa Boyer, Ithaca, 1979 (13th season)

Assistant Coaches, Alma Mater:

Fred Chmiel, Excelsior, 2001 (6th season)

Jolette Law, Iowa, 1990 (4th season)

Team Information

2019-20 Record: 32-1

Home: 15-0 Away: 12-0 Neutral: 5-1

SEC Record (Finish): 16-0 (1st)

Home: 8-0 Away: 8-0

Letterwinners Returning/Lost: 9/2

Starters Returning/Lost: 3/2

Program History

First Year of Women's Basketball: 1974-75

All-Time Record: 908-531 (47th season)

All-Time SEC Record: 216-211 (30th season)

NCAA Appearances (Last): 16 (2019)

NCAA Tournament Record: 28-14

2019 NCAA Result: Sweet 16, L, 68-93 vs. Baylor, Greensboro, N.C.

WNIT Appearances (Last): 4 (2011)

WNIT Record: 3-4

Media Relations

Women's Basketball Contact: Diana Koval

Office: 803.777.7977

Cell: 314.369.6050

Email: dkoval@mailbox.sc.edu

Press Row Phone: 803.777.6182

Women's Basketball on Social Media:

Twitter: @GamecockWBB

Instagram: @GamecockWBB

Facebook: @GamecockWBB

TikTok: @GamecockWBB

Head Coach on Social Media

Twitter: @DawnStaley

Instagram: @Staley05

Athletics Department on the Web

Website: GamecocksOnline.com

Twitter: @GamecocksOnline

Instagram: @GamecocksOnline

Facebook: Facebook.com/GamecocksOnline

YouTube: YouTube.com/GamecocksOnline

Five-Second Count

South Carolina women's basketball is in the midst of its most successful era, claiming at least 20 wins for the last 10 seasons, including four 30-win seasons in the last seven campaigns. The Gamecocks have played in the NCAA Elite Eight three times in the last five NCAA Tournaments, including winning the 2017 National Championship, and have been ranked in the AP Top 25 for 168 consecutive weeks, including 37 straight weeks in the top 10. Staley has led the Gamecocks to their only No. 1 rankings in program history (12 weeks in 2014-15, 10 weeks in 2019-20, 3 weeks in 2020-21), five SEC regular-season titles and six SEC Tournament championships.

Under Staley's leadership, six Gamecocks have earned All-America status, two have earned SEC Player of the Year honors and 16 have picked up All-SEC recognition at least once. Eight Gamecocks have been selected in the WNBA Draft in the last five years, including 2018 No. 1 overall pick Aja Wilson, who went on to become the Gamecocks' second-straight WNBA Rookie of the Year (2018) and the program's first WNBA MVP (2020).

Oregon State Series Notes

The South Carolina-Oregon State series is tied 1-1 with both meetings coming in the Dawn Staley era.

The series began in the second round of the 2014 NCAA Tournament, which yielded a 78-69 Gamecock victory in Seattle, Wash., on March 16.

Five seasons later, the two teams battled at the Vancouver Showcase on Nov. 23, 2018. The then-No. 9 Beavers topped then-No. 13 South Carolina 70-68, as the Gamecocks' furious fourth-quarter rally came up just short on a pair of Katie McWilliams free throws with two seconds to play. One current Gamecock, LeLe Grissett, and two current Beavers, Taya Corosdale and Aleah Goodman, played in that game.

Neutral Stance

The Gamecocks are 141-93 (.603) all-time on a neutral court. South Carolina head coach Dawn Staley is 58-25 in games played at neutral sites, including a 35-14 mark in postseason action.

NCAA Tournament Tally

South Carolina is in its 17th NCAA Tournament and ninth straight under head coach Dawn Staley. The Gamecocks are 31-15 overall in the event with 10 Sweet 16 appearances, four Elite 8 seasons, two Final Four showings and the 2017 National Championship.

WHAT MATTERS

South Carolina head coach Dawn Staley picked "What Matters" as this season's theme, reflecting the value of knowing what matters most to you – your why – and how focusing on that provides a navigational guide through challenging times.

Each Gamecock wrote her own personal statement of "What Matters" to her. Pieces of each statement were blended together as a script for the video that launched the team.

That video and each Gamecocks' personal "What Matters" statement can be found at GamecocksOnline.com/WhatMatters.

In her 21st season as a head coach, Staley has taken a team to the NCAA Tournament 15 times. She is 25-13 at the event, including a 23-7 mark at South Carolina.

Gamecocks Against the Field

This season, South Carolina has faced 11 of the 64 teams in the NCAA Tournament field, just one of which is in the Hemisfair Region. The Gamecocks went 12-4 against those 11 teams, including a 9-2 mark against the six SEC teams.

In addition to their six league rivals in the field – Alabama, Arkansas, Georgia, Kentucky, Tennessee, Texas A&M – South Carolina played non-conference games against Gonzaga, Iowa State, NC State, South Dakota and UConn.

Ranked Readings

South Carolina is 85-66 against nationally ranked opponents under head coach Dawn Staley, although that record is skewed by the early seasons of her tenure. The Gamecocks are 70-26 (.729) versus ranked foes since the start of the 2014-15 campaign, including a 24-19 mark against top-10 opponents during that time.

With a 9-4 record against ranked opponents season, the Gamecocks are tied with Texas A&M for most wins over ranked opponents in the country.

Ranking Review

The Gamecocks are No. 6 in this week's AP Poll and No. 5 in the USA Today Coaches' Poll.

Ranked in the AP Top 25 for the last 168 consecutive weeks, South Carolina has the fourth-longest active streak in the nation. With 37 consecutive appearances in the top 10 of the AP Poll, the Gamecocks have the fifth-longest

GAMECOCKS IN THE RANKINGS (thru games of 3/21)

Team	SEC	NCAA	Actual	Aliyah Boston	SEC	NCAA	Actual
Scoring Offense	2	20	76.9	Scoring Avg.	21	—	13.9
Scoring Defense	1	50	59.1	Rebounding Avg.	2	11	11.9
Scoring Margin	1	8	+17.8	Field Goal Percentage	4	51	.507
Field Goal Percentage	7	48	.440	Blocked Shots Per Game	3	16	2.7
Field Goal %age Def.	2	31	.365	Off. Rebs. Per Game	2	17	4.1
3-Point FG %age	8	86	.331	Double-Doubles	1	6	15
3-Point FG %age Def.	1	31	.270	Zia Cooke	SEC	NCAA	Actual
3-Point FG Made/Gm.	12	288	4.3	Scoring Avg.	12	157	15.8
Free Throw Percentage	11	230	.673	Free Throw Percentage	9	181	.777
Rebounding Offense	1	4	47.9	Destanni Henderson	SEC	NCAA	Actual
Rebounding Defense	2	—	32.6	Scoring Avg.	30	—	12.1
Rebounding Margin	1	3	+15.1	Assists Per Game	1	30	5.1
Assists Per Game	9	153	13.1	Assist-to-Turnover Ratio	5	86	1.9
Steals Per Game	9	186	7.4	Minutes Per Game	7	—	33.7
Turnover Margin	9	158	+0.2	Victoria Saxton	SEC	NCAA	Actual
Turnovers Per Game	—	79	14.3	Blocked Shots Per Game	7	110	1.4
Assist-to-Turnover Ratio	7	111	0.9	Off. Rebs. Per Game	8	—	2.7
Blocked Shots Per Game	1	2	7.0				
Home Attendance Avg.	1	1	3,500				

CURRENT STREAKS

	Total	Home	Road	Neut.
Overall	W6	W9	L2	W11
SEC	W2	W16	L1	—
Non-Conference	W5	W1	L1	W11
Ranked Teams	W2	W3	L2	W6

active streak of top-10 showings in the nation.

Schedule Strength

The Gamecocks lead the country in opponents' winning percentage (.678) and South Carolina's 13 games against nationally ranked opponents are two more than any other team in the country.

Staley's Stand

In her 21st season as a head coach, Dawn Staley has a .733 (500-182) winning percentage, which ranks 13th in the nation among active head coaches with at least 10 seasons of experience (sixth among Power 5 conference coaches). The unanimous 2020 National Coach of the Year, she became the first person to win both a Naismith Player of the Year Trophy and a Naismith Coach of the Year Trophy.

Leading the Gamecocks for the 13th season, Staley is the program's all-time winningest coach (328) with a program-record 10 postseason appearances (9 NCAA/1 WNIT). She accounts for both of the Gamecocks' Final Four appearances (2015, 2017) and the first national championship in program history.

After winning five SEC regular-season titles, Staley has won 152 SEC games to rank second among active league coaches (Gary Blair, Texas A&M, 154) and fourth all-time. Her 11.7 SEC wins average is the best in league history, and her .738 SEC winning percentage (152-54) is second only to Tennessee's Pat Summitt (.874) in league history.

Oh Captain, My Captain

South Carolina named two team captains this season – Aliyah Boston and Victoria Saxton. It is the second season that Saxton has been a team captain.

Awards Season

Aliyah Boston leads the awards list for the Gamecocks with her selection to the AP All-America First Team this week. She is a finalist for the Naismith Trophy and on the Wooden Award National Ballot. The SEC co-Defensive Player of the Year is a semifinalist for Naismith Defensive Player of the Year as well, and she repeated on the All-SEC First Team. Boston is also on the Lisa Leslie Award Top 5.

Fellow sophomore Zia Cooke earned her first All-SEC honors, capturing a spot on the Second Team. She is also on the Ann Meyers Drysdale Award Top 5.

For the Record

In closing out SEC regular-season play, the Gamecocks reset several program records for league games. Not surprisingly, the program record for rebounds per SEC game was raised to 47.2, and the record for rebounding margin in SEC games increased to 14.4.

Aliyah Boston now holds four program SEC-season records – rebounds (196), offensive rebounds (62), blocks (57) and blocks average (3.6). Her 93 career blocks in SEC games are already second and her 16 career double-doubles vs. SEC teams are third.

Destanni Henderson's 89 assists in SEC games this

season were fourth in program history, and her 551 minutes played vs. SEC teams is third.

Historic Boston

With her 16 points, 11 rebounds and 10 blocks against #22/23 Georgia (Jan. 21), AP First-Team All-American Aliyah Boston became the first Gamecock to record a triple-double against an SEC opponent and against a ranked opponent. Hers was just the seventh triple-double in an SEC regular-season game in league history; it was just

NATIONAL RANKINGS

Associated Press Poll (Mar. 15)

1. UConn	24-1
2. Stanford	25-2
3. NC State	20-2
4. Texas A&M	23-2
5. Baylor	25-2
6. South Carolina	22-4
7. Maryland	24-2
8. Louisville	23-3
9. UCLA	16-5
10. Georgia	20-6
11. Arizona	16-5
12. Indiana	18-5
13. Tennessee	16-7
14. Gonzaga	23-3
15. Arkansas	19-8
16. Michigan	14-5
17. West Virginia	21-6
18. Kentucky	17-8
19. South Florida	18-3
20. Missouri State	21-2
21. Rutgers	14-4
22. Ohio State	13-7
23. Oregon	13-8
24. Florida Gulf Coast	26-2
25. South Dakota State	21-3

USA Today/WBCA Coaches' Poll (Mar. 15)

1. UConn	24-1
2. Stanford	25-2
3. NC State	20-2
4. Texas A&M	23-2
5. South Carolina	22-4
6. Baylor	25-2
7. Louisville	23-3
8. Maryland	24-2
9. UCLA	16-5
10. Indiana	18-5
11. Arizona	16-5
12. Georgia	20-6
13. Gonzaga	23-3
14. Michigan	14-5
15. Tennessee	16-7
16. Arkansas	19-8
17. Missouri State	21-2
18. South Florida	18-3
19. Kentucky	17-8
20. West Virginia	21-6
21. Florida Gulf Coast	26-2
22. Oregon	13-8
23. Rutgers	14-4
24. Ohio State	13-7
25. South Dakota State	21-3

FROM THE WEIGHT ROOM...

The Gamecocks' athleticism and physicality are both natural and fine-tuned by hours in the weight room under the guidance of sports performance coach Molly Binetti. A few key measurements from the team...

Wingspan

Laeticia Amihere – 6-foot-10
Aliyah Boston – 6-foot-9.5
Victoria Saxton – 6-foot-5

Power

7 of 11 Gamecocks have a standing, two-foot vertical jump over 25 inches with Victoria Saxton leading the way at 29 inches. She can also touch 10-foot-5.

6 Gamecocks have broad jumps greater than eight feet with Saxton leading at 9-foot-1.

Strength

8 of 11 Gamecocks back squat over 225 pounds – BEST: Amihere, 305

Speed

The Gamecock have serious speed in the open court. Laeticia Amihere registered the fastest 3/4-court sprint time at 2.96 seconds. Brea Beal, Zia Cooke, and Destanni Henderson all registered times between 3.1 and 3.15 seconds

Amihere has a 27.9-inch vertical jump (a 6-inch improvement from last season) and can touch 10-foot-9.

All 11 Gamecocks bench press over 135 pounds – BEST: Amihere, 175

Henderson improved her vertical jump from 24 inches to 27 inches this season.

10 of 11 Gamecocks can do multiple chin-ups – BEST: Cooke, 12

TEAM STATEMENT ON NATIONAL ANTHEM DEMONSTRATION

As a team, we have taken our season theme of "What Matters" to heart. We are a team of individuals who each have opinions about what matters most to us.

During the national anthem this season, each of us has made an individual decision about how to use our platform to call attention to what matters most to us. Many of us stay seated or kneel to shine a light on the need for racial equality, social justice and ending systemic racism in our country. One of us chooses to stand in honor of her family's military service.

The two positions are not mutually exclusive. Each action does not reflect one belief **OR** the other; we are capable of having multiple passions, multiple values. We do not believe that one action demonizes the other.

At the end of the anthem, just as before it, we are a team; and the best part of being on a team is learning from, accepting and supporting each other's decisions. While we differ in the way we express ourselves during the anthem, we are united by that unconditional support of each other.

We know that not everyone will agree with the decisions we made, but we ask that everyone respect our right to make them.

GAMECOCKS IN 2020-21 NATIONAL POLLS

Poll	Pre	11/30	12/7	12/14	12/21	12/28	1/4	1/11	1/18	1/25	2/1	2/8	2/15	2/22	3/1	3/8	3/15	Final
Associated Press	1	1	5	5	5	5	5	5	4	4	2	1	2	5	7	5	6	
Coaches	1	—	4	4	4	4	4	4	3	3	1	3	3	6	7	5	5	

the second that included blocked shots

Boston is also the first in Gamecock history to record multiple triple-doubles in her career, joining just two other SEC players in that category in league history. She is the first to do it with blocked shots.

Boston's 29 double-doubles in 60 career games are tied for eighth in program history, just three shy of seventh place. Her 16 career double-doubles during SEC play, including nine this season, rank third in program history, trailing only A'ja Wilson (2015-18) with 21 and Alaina Coates (2014-17) with 27. Fifteen of the 28 have been against ranked teams, including eight this season.

In just her 47th career game, Boston reached the program's career top 10 in blocked shots (130), hitting

the mark 11 games faster than record-holder A'ja Wilson, who finished her career with 363 blocks in 138 games. Boston is currently sixth with 160 career blocks, four away from Elem Ibiyam (2012-15) in fifth place.

Boardroom

South Carolina opened the season with a Staley-era record 73 rebounds against Charleston (Nov. 25) and hasn't looked back. The Gamecocks are fourth in the nation in rebounds per game (47.9) and third in rebound margin at an SEC-best +14.8 advantage.

The Gamecocks have not been out-rebounded this season and have a +11.8 rebounding margin in their 13 games against ranked opponents. South Carolina is fourth in the nation in offensive rebounding (16.8) and averages 17.0 second-chance points. The Gamecocks are cleaning up an SEC-best 43.1 percent of their own missed shots, including 42.1 percent in SEC games.

Aliyah Boston leads the way on the glass (11.9 rpg), ranking 11th in the nation and second in the SEC overall and in league games (12.3). Her 4.1 offensive rebounds per game are 17th in the country, second in the SEC.

Junior Victoria Saxton is also among the SEC's top 10 in offensive rebounds per game, ranking eighth (2.7).

Block Party

South Carolina is annually among the best shot blocking teams in the country, and the 2020-21 Gamecocks are no different as they are second in the nation with 7.0 blocks per game, including 7.6 in SEC play.

Ten different Gamecocks have at least one block, and, three rank among the league's top 15 in blocks per game.

Aliyah Boston averaged an SEC-best 3.6 blocks in league games to sit at 16th in the country at 2.7 blocks per game on the season. She has 12 games of three or

more blocks, including four of five or more.

Victoria Saxton is next in line with 1.4 blocks per game to rank seventh in the SEC, and Laeticia Amihere's 1.0 are 11th.

Free for All

The Gamecocks continue to get to the free throw line at one of the highest rates in the country. South Carolina's 593 trips to the line are fifth in the nation. Its 399 made free throws rank eighth.

Zia Cooke leads the parade to the free throw line with 112 attempts this season, shooting 77.7 percent.

U-S-A, U-S-A

Since the arrival of Staley in the 2008-09 season, South Carolina has solidified its relationship with USA Basketball. At least one Gamecock has donned the red, white and blue in each of the last six years of international competition (no events in 2020), and the group of nine Gamecocks, including three currently in the program, has helped 14 U.S. teams to gold medals, three more to silvers and another to bronze.

The participation streak is guaranteed to continue through 2021 as Staley was named Senior National Team Head Coach through the delayed Tokyo Olympics. The Gamecocks' head coach has led the U.S. to gold in the 2018 FIBA World Cup, earning her second USA Basketball National Coach of the Year award for her effort, and in the 2019 FIBA AmeriCup.

Current Gamecock sophomores Aliyah Boston and Zia Cooke were part of two gold-medal winning teams – 2018 FIBA U17 World Cup, 2017 FIBA U16 Americas Cup. Boston also picked up gold in the 2018 Youth Olympics 3x3 and the 2019 FIBA U19 World Cup.

2020-21 AWARDS

Aliyah Boston

- First-Team All-America (AP, ESPN.com)
- Wooden Award National Ballot
- Naismith Trophy Finalist
- Naismith Defensive Player of the Year Finalist
- Wade Trophy Midseason Watch List
- SEC co-Defensive Player of the Year
- All-SEC First Team
- SEC Tournament MVP
- SEC Player of the Week (1/5-1/11, 1/19-25)
- ESPN Player of the Week (1/18-24)

Zia Cooke

- All-SEC First Team
- SEC All-Tournament Team
- Wooden Award Late Season Top 20
- Naismith Trophy Midseason Team
- Wade Trophy Midseason Watch List
- Ann Meyers Drysdale Award Top 10 Watch List
- The Dawn Staley Award Midseason Watch List
- Preseason All-SEC Second Team (Coaches)
- Bad Boy Mowers Crossover Classic All-Tourn. Team

Destanni Henderson

- SEC All-Tournament Team
- The Dawn Staley Award Midseason Watch List
- Bad Boy Mowers Crossover Classic Tournament MVP
- SEC co-Player of the Week (11/25-11/30)

Dawn Staley

- Naismith Coach of the Year Late Season Watch List

IN THE STALEY ERA

Wins

30-Win Seasons.....	4
25-Win Seasons.....	8
20-Win Seasons (includes 2020-21).....	10
Winning Seasons (includes 2020-21).....	11

National Rankings

Weeks in the AP Top 25.....	172
Weeks in the AP Top 10.....	128
Weeks in the AP Top 3.....	57
Weeks at AP No. 1.....	25

Postseason

NCAA Tournament Appearances (includes 2020-21).....	9
NCAA Sweet 16s.....	7
NCAA Final Fours.....	2
National Championships.....	1

In the SEC

Regular-Season Championships.....	5
Regular-Season Top 3 Finishes (incl. 2020-21).....	9
Tournament Championships.....	6

2020-21 DOUBLE-DOUBLES

Aliyah Boston (16)

11/25	College of Charleston	11 pts/12 rebs
12/6	at Iowa State	13 pts/15 rebs
12/31	Florida	28 pts/16 rebs
1/10	at #10/8 Kentucky	20 pts/12 rebs
1/18	#15/16 Arkansas	26 pts/16 rebs
1/21	#22/23 Georgia	16 pts/11 rebs
1/24	at LSU	20 pts/14 rebs
2/8	at #2/5 UConn	17 pts/15 rebs
2/11	Missouri	11 pts/12 rebs
2/14	LSU	12 pts/13 rebs
2/18	at #21/21 Tennessee	17 pts/16 rebs
2/28	at #3/3 Texas A&M	11 pts/11 rebs
3/5	vs. Alabama	16 pts/13 rebs
3/6	vs. #14/16 Tennessee	15 pts/11 rebs
3/7	vs. #16/21 Georgia	27 pts/10 rebs
3/21	vs. Mercer	20 pts/18 rebs

Laeticia Amihere (3)

11/25	College of Charleston	11 pts/11 rebs
12/3	NC State	11 pts/15 rebs
12/21	#17/17 Kentucky	12 pts/13 rebs

Victoria Saxton (2)

11/25	College of Charleston	19 pts/12 rebs
1/28	at #21/19 Mississippi State	13 pts/11 rebs

LeLe Grissett (1)

11/25	College of Charleston	13 pts/10 rebs
-------	-----------------------	----------------

Destanni Henderson (1)

1/18	#15/16 Arkansas	14 pts/10 assts
------	-----------------	-----------------

2020-21 GAMECOCK ROSTER

No.	Name	Pos.	Ht.	Yr.	Hometown/Last School
0	Olivia Thompson	G	5-8	So.	Lexington, S.C./Lexington
1	Zia Cooke	G	5-9	So.	Toledo, Ohio/Rogers
2	Eniya Russell	G	6-1	Fr.	Baltimore, Md./Saint Vincent Pallotti
3	Destanni Henderson	G	5-7	Jr.	Fort Myers, Fla./Fort Myers
4	Aliyah Boston	F	6-5	So.	St. Thomas, U.S.V.I./Worcester (Mass.) Acad.
5	Victoria Saxton	F	6-2	Jr.	Rome, Ga./Model
11	Destiny Littleton	G	5-9	Jr.	San Diego, Calif./Texas
12	Breanna Beal	G	6-1	So.	Rock Island, Ill./Rock Island
15	Laeticia Amihere	F	6-3	So.	Mississauga, Ontario/Kings Way Christian
24	LeLe Grissett	G/F	6-2	Sr.	Durham, N.C./Hillside
32	Elysa Wesolek	F	6-1	Jr.	Charleston, S.C./Northwood Academy

Head Coach: Dawn Staley

Assoc. Head Coach: Lisa Boyer; **Assistant Coaches:** Fred Chmiel, Jolette Law

Everybody's All-American

Of the 11 Gamecocks on the 2020-21 roster, six were McDonald's All-Americans in high school – Brea Beal, Aliyah Boston, Zia Cooke, Destanni Henderson, Destiny Littleton and Eniya Russell.

At South Carolina, Staley has coached 13 McDonald's All-Americans, including 10 who joined the Gamecocks as freshmen. That number will go up by four next season as all four members of Staley's 2021 signing class earned the honor.

They Got Next

The Gamecocks signed the No. 1 recruiting class in the country in November as Staley and her staff added four from the Class of 2021. All four are ranked among the top 14 players in the class, including the Nos. 2, 3 and 4 entries.

Sania Feagin (6-3, F, Ellenwood, Ga.)

- No. 4 in Class of 2021
- 2021 All-American (McDonald's, Naismith 1st-Team)
- 2020-21 stats: 19.5 ppg, 10.2 rpg, 4.2 bpg

Bree Hall (5-11, G, Dayton, Ohio)

- No. 14 in Class of 2021
- 2021 All-American (McDonald's, Naismith hon. men.)
- 2020-21 stats: 27.5 ppg, 7.2 rpg, 3.4 spg

Raven Johnson (5-8, G, Atlanta, Ga.)

- No. 2 in Class of 2021
- 2021 Naismith HS Player of the Year
- 2021 All-American (McDonald's, Naismith 1st-Team)
- Led team to four straight state championships
- 2020-21 stats: 15.3 ppg, 5.7 apg, 3.7 spg

Saniya Rivers (6-0, G, Wilmington, N.C.)

- No. 3 in Class of 2021
- 2021 All-American (McDonald's, Naismith 2nd-Team)
- Two-time NC Gatorade Player of the Year
- 2021 NCBCA State Player of the Year
- 2020-21 stats: 36.8 ppg, 11.5 rpg, 5.3 spg, 5.1 apg

TEAM SPECIALTY STATS

South Carolina-Opponent				
	Pts. in Paint	Pts. Off TOs	2nd Chance Pts	Fast Break Pts
11/25 CofC	74-18	21-8	34-8	43-5
11/28 vs. USD	42-50	9-11	14-2	27-11
11/30 vs. Gonz.	44-30	12-14	18-6	20-5
12/3 NCSU	28-30	4-6	6-6	12-9
12/6 at ISU	18-36	17-14	15-4	3-6
12/17 Temple	54-16	30-4	20-10	28-3
12/31 Fla.	40-28	18-9	15-9	14-8
1/4 at Ala.	46-32	18-4	22-11	21-4
1/10 at Ky.	56-34	11-22	23-10	12-8
1/14 at Vandy	66-32	25-6	20-2	41-12
1/18 Ark.	60-34	6-18	24-6	21-17
1/21 UGa	36-28	22-7	19-10	15-10
1/24 at LSU	48-32	15-14	8-7	30-6
1/28 at MSU	44-28	16-10	21-3	17-8
1/31 Ala.	44-34	14-17	10-4	12-11
2/4 at Aub.	44-28	5-11	16-6	9-0
2/8 at UConn	40-36	11-19	17-10	0-10
2/11 Mizzou	44-24	12-6	14-6	13-0
2/14 LSU	32-30	13-20	23-7	15-11
2/18 at Tenn.	40-40	17-17	13-11	3-10
2/21 Ky.	46-20	16-6	18-3	10-2
2/25 Miss.	34-20	15-10	18-7	13-2
2/28 at TAM	26-36	8-10	8-11	13-9
3/5 vs. Ala.	38-26	24-6	16-2	11-3
3/6 vs. Tenn.	30-32	19-6	16-11	8-6
3/7 vs. UGa.	34-32	15-17	9-8	7-4
3/21 vs. Mer.	42-16	10-18	23-7	11-18
Season Avg.	42.6-29.7	14.9-11.4	17.0-7.0	15.7-7.5
SEC Avg.	44.1-30.0	14.4-11.7	17.1-7.1	15.9-7.6

STARTERS VS. BENCH

	SC Starters	Opp. Starters	SC Bench	Opp. Bench
11/25 CofC	67	25	52	13
11/28 vs. USD	57	62	24	9
11/30 vs. Gonz.	70	57	9	15
12/3 NCSU	27	54	19	0
12/6 at ISU	66	57	17	8
12/17 Temple	61	36	42	5
12/31 Miss.	69	6	44	15
1/4 at Ala.	66	11	56	4
1/10 at Ky.	58	49	17	21
1/14 at Vandy	67	37	39	6
1/18 Ark.	81	66	23	16
1/21 UGa	52	40	10	10
1/24 at LSU	61	40	8	25
1/28 at MSU	50	33	25	19
1/31 Ala.	62	52	25	11
2/4 at Aub.	52	46	25	12
2/8 at UConn	52	7	51	12
2/11 Mizzou	56	32	21	30
2/14 LSU	56	45	10	14
2/18 at Tenn.	57	61	10	14
2/21 Ky.	60	38	16	17
2/25 Miss.	48	28	20	15
2/28 at TAM	52	60	5	5
3/5 vs. Ala.	64	59	11	4
3/6 vs. Tenn.	52	39	15	13
3/7 vs. UGa.	63	50	4	12
3/21 vs. Mer.	60	47	19	6
Season Avg.	58.7	46.8	18.1	12.3
SEC Avg.	59.2	45.4	16.9	14.6

GAMES LED TEAM IN ... (includes ties for team lead)

Scoring	2020-21	Career	Record	Rebounding	2020-21	Career	Record	Assists	2020-21	Career	Record
Zia Cooke	14	25	23-2	Aliyah Boston	22	47	44-3	Destanni Henderson	22	30	26-4
Aliyah Boston	8	15	13-2	Victoria Saxton	2	5	5-0	Zia Cooke	4	6	5-1
Destanni Henderson	6	11	9-2	Laeticia Amihere	3	5	4-1	Brea Beal	1	3	3-0
Victoria Saxton	3	4	4-0	Destanni Henderson	2	3	3-0	Aliyah Boston	2	2	2-0
Laeticia Amihere	1	2	1-1	LeLe Grissett	1	10	7-3	Destiny Littleton	0	2*	2-0
LeLe Grissett	0	3	3-0	Brea Beal	1	5	5-0	Laeticia Amihere	0	1	1-0
Destiny Littleton	0	3*	2-1	Destiny Littleton	0	3*	1-2	LeLe Grissett	0	1	1-0
Brea Beal	0	1	1-0								

* indicates includes games prior to transfer to SC

MISCELLANEOUS STATS

Triple-Doubles	2020-21	Career	Record	10+ Points	2020-21	Career	Record	10+ Rebounds	2020-21	Career	Record
Aliyah Boston	1	2	2-0	Zia Cooke	23	47	43-4	Aliyah Boston	23	38	35-3
				Aliyah Boston	19	47	43-4	Victoria Saxton	4	5	5-0
				Destanni Henderson	18	36	32-4	Brea Beal	2	7	6-1
				Victoria Saxton	10	19	19-0	Laeticia Amihere	3	3	2-1
				Laeticia Amihere	8	11	10-1	LeLe Grissett	2	3	2-1
				LeLe Grissett	5	18	16-2				
				Brea Beal	5	11	11-0	5+ Assists	2020-21	Career	Record
				Eniyah Russell	2	2	2-0	Destanni Henderson	14	22	19-3
				Destiny Littleton	0	12*	9-3	Aliyah Boston	1	1	1-0
				Olivia Thompson	0	1	1-0	Destiny Littleton	0	1*	1-0
				Elysa Wesolek	0	1	1-0				
								5+ Steals	2020-21	Career	Record
								Destanni Henderson	0	1	1-0
								5+ Blocks	2020-21	Career	Record
								Aliyah Boston	4	10	10-0
								Victoria Saxton	1	2	2-0

* indicates includes games prior to transfer to SC
^ indicates program record

SOUTH CAROLINA'S RECORD WHEN...

	vs. Ranked	SEC	All		vs. Ranked	SEC	All
Record	9-4	14-2	23-4	Assist at least half of field goals made.....	3-1	2-1	5-1
Playing a ranked opponent.....	9-4	5-2	9-4	Assist on at least 2/3 of field goals made.....			0-0
Playing at home	3-1	8-0	10-1	Assist on less than half of field goals made.....	6-3	12-1	18-3
Playing on the road.....	3-3	6-2	7-3	Scoring more pts. in paint than opponent.....	7-1	14-0	20-1
Playing at neutral site	3-0		6-0	Scoring equal/fewer pts. in paint than opp.....	2-3	0-2	3-3
Leading at half	7-1	10-1	17-1	Scoring more pts. off TOs than opponent.....	5-0	9-0	14-0
Trailing at half	1-2	3-1	3-2	Scoring equal/fewer pts. off TOs than opp.....	4-4	5-2	9-4
Tied at half	1-1	1-0	3-1	Scoring more 2nd-chance pts.....	9-2	14-1	23-2
Playing an overtime game	0-1		0-1	Scoring equal/fewer 2nd-chance pts.....	0-2	0-1	0-2
0 players score in double figures.....			0-0	Scoring more fast break pts.....	8-2	13-1	20-2
1 player scores in double figures.....			0-0	Scoring equal/fewer fast break pts.....	1-2	1-1	3-2
2 players score in double figures.....	2-1	2-0	3-1	Wearing white uniforms.....	4-1	8-0	14-1
3 players score in double figures.....	4-3	5-2	8-3	Wearing black uniforms.....	5-3	6-2	9-3
4 players score in double figures.....	3-0	7-0	10-0	Wearing garnet uniforms.....			0-0
5 players score in double figures.....			1-0	Playing in November.....	1-0		3-0
More than 5 players in double figures.....			1-0	Playing in December.....	1-1	1-0	3-1
Starters out-score opponent's starters.....	9-1	14-0	22-1	Playing in January.....	4-0	8-0	8-0
Opponent's starters score equal/more.....	0-3	0-2	1-3	Playing in February.....	1-3	5-2	5-3
Bench out-scores opponent's bench.....	4-1	7-0	14-1	Playing in March.....	2-0		4-0
Opponent's bench scores equal/more.....	5-3	7-2	9-3	Playing during the day.....	4-1	6-1	11-1
Shooting 50% or better	2-0	3-0	5-0	Playing at night.....	5-3	8-1	12-3
Shooting between 40-49%	5-0	7-0	14-0	Playing on Sunday.....	5-1	5-1	9-1
Shooting between 30-39%	2-3	3-2	4-3	Playing on Monday.....	1-1	2-0	2-1
Shooting less than 30%	0-1		0-1	Playing on Tuesday.....			0-0
Opponent shoots 50% or better.....	1-0		1-0	Playing on Wednesday.....			1-0
Opponent shoots between 40-49%.....	2-2	2-2	5-2	Playing on Thursday.....	2-2	7-1	8-2
Opponent shoots between 30-39%.....	6-1	10-0	13-1	Playing on Friday.....			1-0
Opponent shoots between 20-29%.....	0-1	2-0	3-1	Playing on Saturday.....	1-0		2-0
Opponent shoots less than 20%.....			1-0	Margin is less than 5 pts.....	0-1	1-0	1-1
Shooting better than opponent.....	9-0	13-0	21-0	Margin is between 5-9.....	3-2	2-2	4-3
Shooting worse than/equal to opponent.....	0-4	1-2	2-4	Margin is between 10-19.....	3-0	5-0	9-0
Having more FTs made than opponent.....	8-1	12-0	19-1	Margin is between 20-29.....	3-0	5-0	6-0
Having equal/fewer FTs made than opponent.....	1-3	2-2	4-3	Margin is between 30-39.....			0-0
Out-rebounding opponent.....	9-3	14-1	23-3	Margin is between 40-49.....			0-0
Having equal/fewer rebounds than opponent.....	0-1	0-1	0-1	Margin is 50 pts. or more.....		1-0	3-0
Having fewer TOs than opponent.....	5-0	8-0	13-0	Having a 20-pt. scorer.....	5-0	8-0	11-0
Having equal or more TOs than opponent.....	4-4	6-2	10-4	Having a 30-pt. scorer.....			0-0
Attempting more FT than 3FG.....	7-2	13-1	20-2	Scoring 49 points or less.....	0-1		0-1
Attempting equal/fewer FT than 3FG.....	2-2	1-1	3-2	Scoring 50-59 points.....	0-2	0-1	0-2
Making 5 or more 3FGs.....	3-1	4-1	9-1	Scoring 60-69 points.....	3-1	4-1	6-1
Making fewer than 5 3FGs.....	6-3	10-1	14-3	Scoring 70-79 points.....	4-0	7-0	10-0
Making no 3 FGs.....			0-0	Scoring 80-89 points.....	1-0	1-0	3-0
Attempting 15 or more 3FGs.....	3-1	6-1	9-1	Scoring 90-99 points.....			0-0
Attempting fewer than 15 3FGs.....	6-3	8-1	14-3	Scoring 100 points or more.....	1-0	2-0	4-0
No South Carolina players foul out.....	8-3	14-2	22-3	Opponent scores 49 points or less.....		2-0	4-0
One or more SC players foul out.....	1-1		1-1	Opponent scores 50-59 points.....	4-1	6-0	6-1
No opposing players foul out.....	5-3	8-1	14-3	Opponent scores 60-69 points.....	2-2	4-1	7-2
One or more opposing players foul out.....	4-1	6-1	9-1	Opponent scores 70-79 points.....	2-1	1-1	3-1
				Opponent scores 80-89 points.....	1-0	1-0	1-0
				Opponent scores 90-99 points.....			0-0
				Opponent scores 100 points or more.....			0-0

2020-21 TEAM HIGH/LOW – ALL GAMES

South Carolina Highs	South Carolina Lows	Category	Opponent Lows	Opponent Highs
119 vs. Charleston, 11/25	46 vs. NC State, 12/3	Points in Game	38, Charleston, 11/25	82, Arkansas, 1/18
62 vs. Arkansas, 2nd, 1/18	20 vs. NC State, 12/3	Points in a Half	13, at Vanderbilt, 1st, 1/14	50, at Tennessee, 2nd, 2/18
62 vs. Charleston, 1st, 11/25				
34 vs. Charleston, 3rd, 11/25	8 vs. Tennessee, 4th, 3/6 8 at Texas A&M, 3rd, 2/28 8 vs. NC State, 2nd, 12/3	Points in a Quarter	0, at Vanderbilt, 2nd, 1/14	23, vs. Gonzaga, 1st, 11/29
				23, vs. South Dakota, 3rd, 11/29
42 at Vanderbilt, 1/14	20 vs. NC State, 12/3	Field Goals Made	13, Charleston, 11/25	32, Arkansas, 1/18
42 vs. Charleston, 11/25				
79 vs. Florida, 12/31	54 vs. Georgia, 3/7 54 vs. Gonzaga, 11/29	Field Goal Attempts	53, vs. Alabama, 3/5	74, at Kentucky, 1/10
				74, Charleston, 11/25
.592 (42-71) vs. Charleston, 11/25	.270 (20-74) vs. NC State, 12/3	FG Percentage	.176 (13-74), Charleston, 11/25	.527 (29-55), vs. Gonzaga, 11/29
13 at Iowa State, 12/6	1 at UConn, 2/8	3-Point FG Made	1, Georgia, 1/21	9, vs. Gonzaga, 11/29
			1, Charleston, 11/25	
26 at Iowa State, 12/6	4 at Kentucky, 1/10	3-Point FG Attempts	5, Georgia, 1/21	27, at Iowa State, 12/6
.600 (6-10) vs. Alabama, 1/31	.111 (1-3) at UConn, 2/8	3-Point FG Percentage	.043 (1-23), Charleston, 11/25	.538 (7-13), Arkansas, 1/18
31 vs. Charleston, 11/25	4 vs. NC State, 12/3	Free Throws Made	2, vs. Mercer, 3/21	20, at Tennessee, 2/18
47 vs. Charleston, 11/25	11 at Texas A&M, 2/28 11 vs. NC State, 12/3	Free Throw Attempts	3, vs. Mercer, 3/21	28, at Tennessee, 2/18
.950 (19-20) vs. Alabama, 1/31	.533 (8-15) at UConn, 2/8	FT Percentage	.333 (5-15) at Miss. State, 1/28 .333 (3-9), at Vanderbilt, 1/14	.917 (11-12), at Kentucky, 1/10
73 vs. Charleston, 11/25	36 vs. Alabama, 3/5 36 vs. Gonzaga, 11/29	Rebounds	24, at Iowa State, 12/6	49, NC State, 12/3
22 vs. Temple, 12/17	5 vs. Georgia, 3/6	Assists	0, Charleston, 11/25	20, vs. Gonzaga, 11/29
14 vs. Georgia, 1/21	1 at Iowa State, 12/6	Steals	1, Temple, 12/17	12, at Kentucky, 1/10
14 vs. Georgia, 1/21	2 vs. Alabama, 3/5	Blocked Shots	1, at LSU, 1/24	10, LSU, 2/14
21 at UConn, 2/8	6 vs. Temple, 12/17	Turnovers	8, vs. South Dakota, 11/28	23, Georgia, 1/21
22 vs. South Dakota, 11/28	8 vs. Temple, 12/17	Fouls	10, at Iowa State, 12/6	32, vs. Gonzaga, 11/29

2020-21 TEAM HIGH/LOW – SEC GAMES

South Carolina Highs	South Carolina Lows	Category	Opponent Lows	Opponent Highs
106 at Vanderbilt, 1/14	57 at Texas A&M, 2/28	Points in Game	43, Ole Miss, 2/25	82, Arkansas, 1/18
			43, at Vanderbilt, 1/14	
62 vs. Arkansas, 2nd, 1/18	22 vs. LSU, 2nd 2/14	Points in a Half	13, at Vanderbilt, 1st, 1/14	50, at Tennessee, 2nd, 2/18
33 vs. Arkansas, 4th, 1/18	8 at Texas A&M, 3rd, 2/28	Points in a Quarter	0, at Vanderbilt, 2nd, 1/14	29, Florida, 3rd, 12/31
33 at Vanderbilt, 3rd, 1/14				
42 at Vanderbilt, 1/14	22 at Texas A&M, 2/28 22 vs. Georgia, 1/21	Field Goals Made	16, Ole Miss, 2/25	32, Arkansas, 1/18
79 vs. Florida, 12/31	57 at LSU, 1/24	Field Goal Attempts	56, at Alabama, 1/4	74, at Kentucky, 1/10
.553 (42-76) at Vanderbilt, 1/14	.324 (22-68) at Texas A&M, 2/28	FG Percentage	.262 (16-61), Ole Miss, 2/25	.451 (32-71), Arkansas, 1/18
8 vs. Arkansas, 1/18	2 at Miss. State, 1/28 2 at LSU, 1/24 2 vs. Georgia, 1/21 2 at Kentucky, 1/10	3-Point FG Made	1, Georgia, 1/21	8, Missouri, 2/11
22 at Texas A&M, 2/28	4 at Kentucky, 1/10	3-Point FG Attempts	5, Georgia, 1/21	21, Missouri, 2/11
				21, vs. Alabama, 1/31
.600 (6-10) vs. Alabama, 1/31	.133 (2-15) at LSU, 1/24	3-Point FG Percentage	.150 (3-20), at Kentucky, 1/10	.538 (7-13), Arkansas, 1/18
19 vs. Alabama, 1/31	8 at Texas A&M, 2/28	Free Throws Made	3, at Vanderbilt, 1/14	20, at Tennessee, 2/18
19 at Miss. State, 1/28				
25 vs. LSU, 2/14	11 at Texas A&M, 2/28	Free Throw Attempts	8, Georgia, 1/21	28, at Tennessee, 2/18
25 at LSU, 1/24				
25 at Vanderbilt, 1/14				
.950 (19-20) vs. Alabama, 1/31	.500 (12-24) at Alabama, 1/4	FT Percentage	.333 (5-15) at Miss. State, 1/28 .333 (3-9), at Vanderbilt, 1/14	.917 (11-12), at Kentucky, 1/10
60 at Vanderbilt, 1/14	38 vs. Missouri, 2/11	Rebounds	28, Ole Miss, 2/25 28, at Vanderbilt, 1/14	40, at Texas A&M, 2/28
				40, at Tennessee, 2/18
21 vs. Arkansas, 1/18	6 at Kentucky, 1/10	Assists	3, at Vanderbilt, 1/14	14, at Tennessee, 2/18
14 vs. Georgia, 1/21	4 at Auburn, 2/4 4 vs. Arkansas, 1/18	Steals	3, Florida, 12/31	12, at Kentucky, 1/10
14 vs. Georgia, 1/21	3 at LSU, 1/24	Blocked Shots	1, at LSU, 1/24	10, LSU, 2/14
20 vs. LSU, 2/14	8 vs. Missouri, 2/11	Turnovers	9, Arkansas, 1/18	23, Georgia, 1/21
20 vs. Georgia, 1/21				
20 at Tennessee, 2/18	12 at Auburn, 2/4 12 at Vanderbilt, 1/14	Fouls	12, at Texas A&M, 2/28	22, at LSU, 1/24

2020-21 INDIVIDUAL SUPERLATIVES – ALL GAMES

Category	South Carolina	Opponent
Points in Game	28 by Aliyah Boston vs. Florida, 12/31	32 by Rhyne Howard, at Kentucky, 1/10 32 by Ashley Joens, at Iowa State, 12/6
Points in a Half	23 by Destanni Henderson vs. Gonzaga, 2nd, 11/21	19 by Rhyne Howard, at Kentucky, 1/10 19 by Jordan Lewis, at Alabama, 2nd, 1/4
Points in a Quarter	15 by Aliyah Boston vs. Florida, 12/31	13 by Jordan Lewis, at Alabama, 3rd, 1/4
Field Goals Made	11 by Aliyah Boston vs. Arkansas, 1/18 11 by Aliyah Boston vs. Florida, 12/31	14 by Paige Bueckers, at UConn, 2/8
Field Goal Attempts	23 by Zia Cooke vs. Ole Miss, 2/25	26 by Paige Bueckers, at UConn, 2/8
FG Percentage	.900 (9-10) by Victoria Saxton at Vanderbilt, 1/14	.778 (7-9) by Jenn Wirth vs. Gonzaga, 11/29
3-Point FG Made	5 by Zia Cooke vs. Temple, 12/17	4 by Cierra Walker, vs. Gonzaga, 11/29
3-Point FG Attempts	9 by Destanni Henderson vs. Tennessee, 3/6 9 by Zia Cooke at Texas A&M, 2/28	9 by Chelsea Wooten, Charleston, 11/25
3-Point FG Percentage	1.000 (3-3) by Destanni Henderson vs. Alabama, 3/5 1.000 (3-3) by Destanni Henderson vs. Alabama, 1/31	1.000 (4-4) by Jordan Lewis, vs. Alabama, 3/5
Free Throws Made	10 by Aliyah Boston vs. Georgia, 3/7 10 by Destanni Henderson vs. Gonzaga, 11/29	10 by Renna Davis, at Tennessee, 2/18
Free Throw Attempts	13 by Destanni Henderson vs. Gonzaga, 11/29	11 by Jordan Lewis, at Alabama, 1/4
FT Percentage	1.000 (6-6) by Zia Cooke at Mississippi State, 1/28 1.000 (6-6) by Zia Cooke vs. Florida, 12/31	1.000 (10-10) by Renna Davis, at Tennessee, 2/18
Rebounds	18 by Aliyah Boston vs. Mercer, 3/21	14 by N'dea Jones, at Texas A&M, 2/28
Assists	10 by Destanni Henderson vs. Arkansas, 1/18	7 by Jill Townsend, vs. Gonzaga, 11/29 7 by Liv Korngable, vs. South Dakota, 11/28
Steals	4 by Destanni Henderson, vs. Missouri, 2/11 4 by Laetitia Amihere vs. Georgia, 1/21 4 by Aliyah Boston vs. South Dakota, 11/28 4 by Destanni Henderson vs. Charleston, 11/25	6 by Paige Bueckers, at UConn, 2/8
Blocked Shots	10 by Aliyah Boston vs. Georgia, 1/21	7 by Faustine Aifuwa, LSU, 2/14
Turnovers	8 by Destanni Henderson at UConn, 2/8	7 by Jordan Lewis, vs. Alabama, 3/5

2020-21 INDIVIDUAL SUPERLATIVES – SEC GAMES

Category	South Carolina	Opponent
Points in Game	28 by Aliyah Boston vs. Florida, 12/31	32 by Rhyne Howard, at Kentucky, 1/10
Points in a Half	19 by Aliyah Boston vs. Florida, 1st, 12/31	19 by Rhyne Howard, at Kentucky, 1/10 19 by Jordan Lewis, at Alabama, 2nd, 1/4
Points in a Quarter	15 by Aliyah Boston vs. Florida, 12/31	13 by Jordan Lewis, at Alabama, 3rd, 1/4
Field Goals Made	11 by Aliyah Boston vs. Arkansas, 1/18 11 by Aliyah Boston vs. Florida, 12/31	13 by Renna Davis, at Tennessee, 2/18 13 by Rhyne Howard, at Kentucky, 1/10
Field Goal Attempts	23 by Zia Cooke vs. Ole Miss, 2/25	25 by Rhyne Howard, at Kentucky, 1/10
FG Percentage	.900 (9-10) by Victoria Saxton at Vanderbilt, 1/14	.538 (7-13) by Tiara Young, at LSU, 1/24
3-Point FG Made	3 by Zia Cooke at Auburn, 2/4 3 by Destanni Henderson, 3x, at Tenn., 2/18 vs. LSU, 2/14, vs. Ala., 1/31 3 by Brea Beal, 2x, vs. Arkansas, 1/18 and at Vandy, 1/14 3 by Aliyah Boston vs. Florida, 12/31	3, five times, most recently, by Shug Dickson, Missouri, 2/11
3-Point FG Attempts	9 by Zia Cooke at Texas A&M, 2/28	8 by Rhyne Howard, Kentucky, 2/21
3-Point FG Percentage	1.000 (3-3) by Destanni Henderson vs. Alabama, 1/31	.667 (2-3) by Jordan Nixon, at Texas A&M, 2/28 .667 (2-3) by Lauren Hansen, Missouri, 2/11 .667 (2-3) by Myah Taylor, at Mississippi State, 1/28
Free Throws Made	6 by LeLe Grissett vs. Ole Miss, 2/25 6 by Zia Cooke at Miss. St., 1/28; vs. Florida, 12/31 6 by Destanni Henderson at Kentucky, 1/10	10 by Renna Davis, at Tennessee, 2/18
Free Throw Attempts	8 by LeLe Grissett vs. Ole Miss, 2/25 8 by Zia Cooke vs. Kentucky, 2/21 8 by Laetitia Amihere vs. LSU, 2/14	11 by Jordan Lewis, at Alabama, 1/4
FT Percentage	1.000 (6-6) by Zia Cooke at Mississippi State, 1/28 1.000 (6-6) by Zia Cooke vs. Florida, 12/31	1.000 (10-10) by Renna Davis, at Tennessee, 2/18
Rebounds	16 by Aliyah Boston at Tennessee, 2/18 16 by Aliyah Boston vs. Arkansas, 1/18 16 by Aliyah Boston vs. Florida, 12/31	14 by N'dea Jones, at Texas A&M, 2/28
Assists	10 by Destanni Henderson vs. Arkansas, 1/18	5, 7x, most recently, by Jordan Nixon, at Texas A&M, 2/28
Steals	4 by Destanni Henderson, vs. Missouri, 2/11 4 by Laetitia Amihere vs. Georgia, 1/21	5 by Robyn Benton, at Kentucky, 1/10
Blocked Shots	10 by Aliyah Boston vs. Georgia, 1/21	7 by Faustine Aifuwa, LSU, 2/14
Turnovers	6 by Laetitia Amihere vs. LSU, 2/14 6 by Destanni Henderson at Tennessee, 2/18 6 by Destanni Henderson at LSU, 1/24 6 by Destanni Henderson at Kentucky, 1/10	6 by Kiara Smith, Florida, 12/31

THE LAST TIME...

INDIVIDUAL

Scored 50 Points

South Carolina 51, Jocelyn Penn vs. Stetson, 1/4/03
Opponent Never

Scored 40 Points

South Carolina 51, Jocelyn Penn vs. Stetson, 1/4/03
Opponent 46, Cornelia Gayden, LSU, 1/14/95

Scored 30 Points

South Carolina 31, Te'a Cooper vs. Drake, 11/28/18
Opponent 31, Paige Bueckers, at UConn, 2/8/21

Grabbed 20 Rebounds

South Carolina 25, Aliyah Boston vs. Arkansas, 1/9/20
Opponent 24, Teaira McCowan, at Mississippi State, 1/17/19

Grabbed 15 Rebounds

South Carolina 18, Aliyah Boston vs. Mercer, 3/21/21
Opponent 18, Kiah Gillespie, Florida State, 3/24/19

Two Players with 20 or More Points

South Carolina Aliyah Boston 20/Victoria Saxton 20 vs. Mercer, 3/21/21
Opponent Alexis Tolefree 22/Amber Ramirez 20, Arkansas, 1/9/20

Two Players with 10 or More Rebounds

South Carolina Laeticia Amihere 13/Aliyah Boston 11 vs. Kentucky, 2/21/21
Opponent Jakia Brown-Turner 12/Kayla Jones 12, NC State, 12/3/20

Three or More Players with 10 or More Rebounds

South Carolina A. Boston 12/V. Saxton 12/L. Amihere 11/L. Grissett 10 vs. Charleston, 11/25/20
Opponent W. Rolle 12/J. Breland 10/L. Broomfield 10, vs. North Carolina, 12/19/10

Had 10 Assists

South Carolina 10, Destanni Henderson vs. Arkansas, 1/18/21
Opponent 12, Channise Lewis, Maryland, 11/18/18

Had Five Steals

South Carolina 5, Destanni Henderson at Temple, 12/7/19
Opponent 5, Robyn Benton, at Kentucky, 1/10/21

Had Five Blocked Shots

South Carolina 6, Aliyah Boston vs. LSU, 2/14/21
Opponent 5, Tamari Key, at Tennessee, 2/18/21

Had 20 Points and 20 Rebounds

South Carolina Aja Wilson (27 pts/24 rebs) vs. LSU, 2/22/18
Opponent Teaira McCowan (26 pts/24 rebs) at Mississippi State, 1/17/19

Had a Double-Double

South Carolina Aliyah Boston (29 pts/18 rebs) vs. Mercer, 3/21/21
Opponent Rennia Davis (24 pts/12 rebs), at Tennessee, 2/18/21

Two Players had a Double-Double

South Carolina Aliyah Boston (26 pts/16 rebs) / Destanni Henderson (14 pts/10 assts) vs. Arkansas, 1/18/21
Opponent J. Brown-Turner (11 pts/12 rebs)/Kayla Jones (16 pts/12 rebs), NC State, 12/3/20

Three or More Players had a Double-Double

South Carolina L. Amihere (11 pts/11 rebs) / A. Boston (11 pts/12 rebs) / L. Grissett (13 pts/10 rebs) / V. Saxton (19 pts/12 rebs) vs. Charleston, 11/25/20
Opponent Shakira Austin (10 pts/16 rebs) / Kaila Charles (17 pts/10 rebs) / Channise Lewis (10 pts/12 assts), Maryland, 11/18/18

Had a Triple-Double

South Carolina Aliyah Boston (16 pts/11 rebs/10 blks) vs. Georgia, 1/21/21
Opponent Never

TEAM

Scored 100 Points

South Carolina 104 vs. Arkansas, 1/18/21
Opponent 103, Clemson, 11/21/03

Won by 30 or More Points

South Carolina 106-43 (63) at Vanderbilt, 1/14/21
Opponent 66-34 (32), Georgia, 3/4/11

Shot 65% or Better from the Field

South Carolina .667 (36-54) at Vanderbilt, 1/18/18
Opponent Never

Shot 60% or Better from the Field

South Carolina .603 (35-58) at Georgia, 1/26/20
Opponent .604 (29-48), Vanderbilt, 1/18/01

Shot 50% or Better from the Field

South Carolina .508 (31-61) vs. Alabama, 1/31/21
Opponent .527 (29-55), vs. Gonzaga, 11/29/20

No Players in Double-Figure Points

South Carolina at Auburn, 1/19/12
Opponent Charleston, 11/25/20

Five Players in Double-Figure Points

South Carolina vs. Temple, 12/17/20
Opponent at Alabama, 1/5/20

More Than Five Players in Double-Figure Points

South Carolina 7 vs. Charleston, 11/25/20
Opponent 6 Maryland, 11/18/18

Faced AP Top-25 Opponent

Win 67-62 vs. No. 16 Georgia, 3/7/21
Loss 67-75 at No. 21 Tennessee, 2/18/21

Faced AP Top-10 Opponent

Win 75-70 at No. 10 Kentucky, 1/10/21
Loss 46-54 vs. No. 8 NC State, 12/3/20

Faced AP Top-5 Opponent

Win 70-52 vs. No. 5 UConn, 2/10/20
Loss 57-65 at No. 3 Texas A&M, 2/28/21

Faced AP No. 1 Team

Win Never
Loss 68-93 vs. Baylor, 3/30/19

Overtime Game

Win 58-55 vs. Drexel, 11/28/12
Loss 59-63 at No. 2/5 UConn, 2/8/21

Double-Overtime Game

Win 82-73 at Purdue, 12/16/18
Loss 92-94 at Clemson, 11/19/09

South Carolina Was Ranked (AP Poll)

No. 1 2/8/21
Top 5 No. 5, 3/8/21
Top 10 No. 6, 3/15/21
Top 25 No. 15, 3/19/19

SOUTH CAROLINA SINGLE-QUARTER RECORDS

TEAM	
Scoring	
Most	Points
1. vs. Saint Peter's, 11/22/16, 1st qtr.	37
2. at Vanderbilt, 1/12/20, 3rd qtr. vs. Alabama State, 3rd qtr.	36
4. vs. App State, 11/17/19, 1st qtr. vs. Arkansas, 3/8/19, 3rd qtr. at Arkansas, 2/3/19, 4th qtr. vs. Arkansas, 1/3/16, 2nd qtr.	35
Fewest	Points
1. vs. App State, 12/5/18, 4th qtr.	5
2. vs. Indiana, 11/28/19, 4th qtr. vs. St. John's, 11/25/17, 2nd qtr. vs. Stanford, 3/31/17, 2nd qtr. vs. UCLA, 12/18/16, 1st qtr.	6
Fewest Allowed	Points
1. at Vanderbilt, 1/14/21, 2nd qtr. at Ole Miss, 1/30/20, 1st qtr.	0
3. vs. UConn, 2/10/20, 1st qtr.	2
4. vs. App State, 11/17/19, 1st qtr. vs. Belmont, 3/22/19, 2nd qtr. vs. Savannah State, 12/17/17, 3rd qtr.	3
Most Allowed	Points
1. vs. Baylor, 12/2/18, 1st qtr. at Maryland, 11/13/17, 4th qtr. vs. Kentucky, 2/26/17, 4th qtr.	32
4. vs. Arkansas, 3/8/19, 3rd qtr. vs. Connecticut, 3/26/18, 1st qtr. vs. Syracuse, 3/25/16, 4th qtr.	30
Margin of Difference	
Lead	Score Margin
1. vs. Alabama State, 11/5/19, 3rd qtr.	36-9 +37
2. vs. App State, 11/17/19, 1st qtr.	35-3 +32
3. vs. Charleston, 11/25/20, 3rd qtr. vs. USC Upstate, 11/21/19, 3rd atr. vs. Arkansas, 1/3/16, 2nd qtr.	34-8 +26
5. vs. Saint Peter's, 11/22/16, 1st qtr.	37-12 +25
Deficit	Score Margin
1. vs. UConn, 2/1/18, 2nd qtr.	8-29 -21
2. at Tennessee, 2/15/18, 3rd qtr.	9-29 -20
3. vs. Baylor, 12/2/18, 1st qtr. at Mississippi State, 2/5/18, 4th qtr.	13-32 -19
5. vs. Indiana, 11/28/19, 4th qtr. vs. Connecticut, 3/26/18, 1st qtr.	6-24 -18
Field Goals	
Made	FGM
1. at Florida, 2/27/20, 1st qtr. vs. Saint Peter's, 11/22/16, 1st qtr.	15
3. vs. App State, 11/17/19, 1st qtr. vs. Notre Dame, 11/26/17, 4th qtr. vs. Arkansas, 1/3/16, 2nd qtr.	14
Attempts	FGA
1. vs. Arkansas, 3/7/20, 4th qtr.	28
2. vs. Arkansas, 1/9/20, 3rd qtr.	25
3. at Alabama, 1/4/21, 3rd qtr. vs. South Dakota, 11/28/20, 2nd vs. Charleston, 11/25/20, 3rd	24

Highest Percentage		FGM-A	Pct
1. vs. Kentucky, 3/5/16, 4th qtr.		11-13	.846
2. at Kentucky, 1/21/18, 3rd qtr.		9-11	.818
3. vs. Belmont, 3/22/19, 3rd qtr. vs. Quinnipiac, 3/25/17, 3rd qtr.		13-16	.813
5. vs. Charleston, 11/25/20, 2nd qtr. vs. Hampton, 12/16/15, 3rd qtr.		12-15	.800
Lowest Percentage		FGM-A	Pct
1. vs. Georgia, 1/12/17, 2nd qtr.		1-12	.083
2. vs. NC State, 12/3/20, 2nd qtr.		2-19	.105
3. at Iowa State, 12/6/20, 4th atr.		1-9	.111
4. vs. UCLA, 12/18/16, 1st qtr.		2-15	.133
5. vs. Stanford, 3/31/17, 2nd qtr.		2-14	.143
Lowest Percentage Allowed		FGM-A	Pct
1. at Vanderbilt, 1/14/21, 2nd qtr. at Ole Miss, 1/30/20, 1st qtr. vs. Purdue, 12/15/19, 4th qtr.		0-16	.000
4. vs. App State, 11/17/19, 1st qtr. vs. CofC, 12/5/17, 2nd qtr. vs. St. John's, 11/25/17, 1st qtr.		0-9	.000
Highest Percentage Allowed		FGM-A	Pct
1. vs. Drake, 11/24/18, 2nd qtr.		11-13	.846
2. at LSU, 1/15/17, 2nd qtr.		9-12	.750
3. vs. Tennessee, 1/14/18, 2nd qtr. vs. Quinnipiac, 3/25/17, 2nd qtr.		8-11	.727
5. vs. Connecticut, 3/26/18, 2nd qtr. at Missouri, 1/7/18, 4th qtr.		8-11	.727
Rebounding		FGM-A	Pct
Total			
1. vs. Arkansas, 3/7/20, 4th qtr.		10-14	.714
2. vs. Charleston, 11/25/20, 3rd qtr.		5-7	.714
3. vs. Charleston, 11/25/20, 1st qtr. at Ohio State, 11/14/16, 1st qtr.			
5. vs. Temple, 12/17/20, 4th qtr. vs. Arkansas, 1/9/20, 3rd qtr. vs. Arkansas, 1/9/20, 1st qtr. vs. Purdue, 12/15/19, 4th qtr. vs. CofC, 12/5/17, 1st qtr.			
Margin		Rebs	Margin
1. vs. Charleston, 11/25/20, 3rd qtr.		22-4	+18
vs. Arkansas, 3/7/20, 4th qtr.		21-5	+16
3. vs. Temple, 12/17/20, 4th qtr. at Alabama, 2/22/16, 4th qtr.		19-4	+15
5. vs. Arkansas, 1/25/18, 1st qtr. vs. Clemson, 12/15/16, 2nd qtr.		18-3	+15
		18-4	+14
		18-4	+14

INDIVIDUAL	
Scoring	
Most	Points
1. Kaela Davis at Auburn, 1/5/17, 1st qtr.	19
2. A'ja Wilson vs. Notre Dame, 11/26/17, 4th qtr.	18
3. Alexis Jennings at Florida, 2/17/19, 3rd qtr.	17
4. Aliyah Boston vs. Florida, 12/31/20, 2nd qtr. Herbert Harrigan vs. Texas A&M, 3/1/20, 1st qtr. Kaela Davis vs. Quinnipiac, 3/25/17, 3rd qtr . Tina Roy vs. Arkansas, 1/3/16, 3rd qtr.	15
Rebounding	
Most	Rebs
1. Le'Lea Grissett at Vanderbilt, 1/14/21, 4th qtr.	9
Aliyah Boston vs. UConn, 2/10/20, 1st qtr.	9
Aliyah Boston vs. Arkansas, 1/9/20, 1st atr.	9
Alaina Coates at Arkansas, 2/5/17, 1st qtr.	9
Alaina Coates at Georgia, 1/26/17, 2nd qtr .	9

Official Basketball Box Score -- Game Totals -- Final Statistics
Col. of Charleston vs #1/1 South Carolina
11/25/20 12:00 pm at Columbia, SC

Col. of Charleston 38 • 0-1,0-0 CAA

#	Player	Total			3-Ptr			Rebounds			PF	TP	A	TO	Blk	Stl	Min
		FG-FGA	FG-FGA	FT-FTA	Off	Def	Tot	Off	Def	Tot							
00	Arynn Eady	f	2-8	0-0	2-2	4	1	5	5	6	0	2	0	2	0	24	
15	Madison Taylor	g	0-1	0-0	0-0	0	0	0	2	0	0	0	0	0	1	14	
02	Taylor Williams	g	4-21	0-7	1-4	5	0	5	4	9	0	3	1	0	0	37	
05	Tyler Gray	g	1-6	0-0	3-8	0	1	1	5	5	0	1	0	0	0	23	
23	Tyler Collins	g	2-13	0-3	1-2	0	1	1	2	5	0	2	0	0	1	27	
01	Shai Blanding	g	0-0	0-0	0-0	0	0	0	1	0	0	2	0	0	0	5	
04	Amira Williams	g	1-6	0-2	0-2	1	0	1	3	2	0	3	0	1	1	12	
11	Chelsea Wooten	g	2-14	1-9	0-0	1	2	3	1	5	0	4	0	0	1	21	
13	Nia Covington	g	1-2	0-0	0-0	1	0	1	1	2	0	1	0	0	0	5	
20	Anika McGarity	g	0-2	0-2	0-0	0	1	1	3	0	0	0	1	0	0	16	
14	Lexi Maddox	g	0-0	0-0	4-6	0	3	3	3	4	0	0	0	0	0	8	
32	Zoe McCrary	g	0-1	0-0	0-0	1	0	1	1	0	0	0	1	0	0	8	
	Team					5	1	6									
	Totals		13-74	1-23	11-24	18	10	28	31	38	0	18	3	6	200		

1st FG %:	2-21	9.5%	2nd:	4-17	23.5%	3rd:	4-18	22.2%	4th:	3-18	16.7%	Game:	13-74	17.6%	Deadball	
3FG %:	0-7	0.0%	1-5	20.0%	0-2	0.0%	0-9	0.0%	1-23	4.3%					Rebounds	6,1
FT %:	3-4	75.0%	4-8	50.0%	0-1	0.0%	4-11	36.4%								

#1/1 South Carolina 119 • 1-0,0-0 SEC

#	Player	Total			3-Ptr			Rebounds			PF	TP	A	TO	Blk	Stl	Min
		FG-FGA	FG-FGA	FT-FTA	Off	Def	Tot	Off	Def	Tot							
04	Aliyah Boston	f	5-7	0-0	1-2	4	8	12	2	11	1	2	1	0	0	22	
05	Victoria Saxton	f	7-9	0-0	5-8	6	6	12	1	19	2	0	5	2	1	18	
01	Zia Cooke	g	6-11	2-3	4-5	1	0	1	0	18	3	3	0	3	0	20	
02	Destanni Henderson	g	4-7	0-1	3-4	1	5	6	2	11	5	2	1	4	21		
12	Brea Beal	g	4-9	0-1	0-1	1	1	2	1	8	1	1	0	1	17		
00	Olivia Thompson	g	2-4	1-2	0-0	0	0	0	0	5	0	1	0	0	8		
02	Eniya Russell	g	4-7	1-2	5-8	0	4	4	3	14	2	1	0	0	20		
11	Destiny Littleton	g	1-6	0-3	5-6	0	8	8	2	7	0	2	0	1	19		
15	Laeticia Amihere	g	3-4	0-1	5-9	2	9	11	4	11	2	2	2	0	23		
24	Lele Grissett	g	5-6	0-0	3-4	5	5	10	2	13	3	1	2	1	16		
32	Elysa Wesolek	g	1-1	0-0	0-0	2	2	4	3	2	0	0	2	0	16		
	Team					1	2	3									
	Totals		42-71	4-13	31-47	23	50	73	20	119	19	15	13	12	200		

1st FG %:	9-18	50.0%	2nd:	12-15	80.0%	3rd:	13-24	54.2%	4th:	8-14	57.1%	Game:	42-71	59.2%	Deadball	
3FG %:	0-3	0.0%	1-2	50.0%	2-3	66.7%	1-5	20.0%	4-13	30.8%					Rebounds	11
FT %:	12-17	70.6%	7-8	87.5%	6-10	60.0%	6-12	50.0%								

Officials: Saif Esho,Luis Gonzalez,Dawn Marsh
 Technical fouls: Col. of Charleston-None. #1/1 South Carolina-None.

Attendance: 3500
 2020-21 Women's Basketball. Round: 0. Col. of Charleston vs South Carolina. Pl

Score by periods	1st	2nd	3rd	4th	Total
Col. of Charleston	7	13	8	10	38
#1/1 South Carolina	30	32	34	23	119

Points	In	Off	2nd	Fast	Bench
CC	18	8	8	5	13
SC	74	21	34	43	52

Last FG - CC 4th-00:09, SC 4th-00:45.
 Largest lead - CC None, SC by 83 4th-00:45.
 CC led for 00:00. SC led for 39:55. Game was tied for 00:05.

Score tied - 0 times.
 Lead changed - 0 times.

Official Basketball Box Score -- Game Totals -- Final Statistics
South Dakota vs #1/1 South Carolina
11/28/20 2:00 pm at Sioux Falls, SD

South Dakota 71 • 0-1,0-0 Summit L

#	Player	Total			3-Ptr			Rebounds			PF	TP	A	TO	Blk	Stl	Min
		FG-FGA	FG-FGA	FT-FTA	Off	Def	Tot	Off	Def	Tot							
30	Jeniah Ugofsky	f	1-3	0-2	1-4	2	3	5	4	3	1	0	0	0	0	21	
34	Hannah Sjerven	c	4-7	0-0	5-8	3	9	12	4	13	2	1	3	3	32		
02	Liv Korngable	g	7-14	0-1	2-3	1	5	6	4	16	7	0	1	0	31		
22	Chloe Lamb	g	8-24	2-7	0-0	1	3	4	5	18	2	1	0	0	35		
42	Maddie Krull	g	6-9	0-2	0-1	0	1	1	4	12	2	2	0	1	31		
01	Claudia Kunzer	g	0-0	0-0	0-0	0	1	1	2	0	0	0	0	0	9		
03	Macy Guebert	g	0-1	0-1	0-0	0	0	0	0	0	0	0	0	0	3		
10	Morgan Hansen	g	1-5	0-2	2-2	0	1	1	0	4	0	1	0	0	11		
14	Regan Sankey	g	0-0	0-0	0-0	0	0	0	0	0	0	0	0	0	0+		
32	Kyah Watson	g	2-4	0-1	1-2	1	2	3	0	5	0	1	0	0	19		
35	Allison Peplowski	g	0-0	0-0	0-0	0	1	1	2	0	1	1	0	0	8		
41	Alexi Hempe	g	0-0	0-0	0-0	0	0	0	0	0	0	0	0	0	0+		
	Team					2	1	3									
	Totals		29-67	2-16	11-20	10	27	37	25	71	15	8	3	5	200		

1st FG %:	7-22	31.8%	2nd:	8-16	50.0%	3rd:	5-15	33.3%	4th:	9-14	64.3%	Game:	29-67	43.3%	Deadball	
3FG %:	0-4	0.0%	1-6	16.7%	0-3	0.0%	1-3	33.3%	1-3	33.3%					Rebounds	6,2
FT %:	2-3	66.7%	4-7	57.1%	1-4	25.0%	4-6	66.7%								

#1/1 South Carolina 81 • 2-0,0-0 SEC

#	Player	Total			3-Ptr			Rebounds			PF	TP	A	TO	Blk	Stl	Min
		FG-FGA	FG-FGA	FT-FTA	Off	Def	Tot	Off	Def	Tot							
04	Aliyah Boston	f	5-14	0-1	2-4	3	5	8	4	12	4	0	0	4	28		
05	Victoria Saxton	f	2-5	0-0	0-0	2	1	3	2	4	0	1	2	1	15		
01	Zia Cooke	g	5-16	3-7	6-9	0	5	5	2	19	1	3	0	0	36		
02	Destanni Henderson	g	8-13	1-3	2-3	0	9	9	1	19	3	2	0	0	29		
12	Brea Beal	g	1-4	0-0	1-4	2	3	5	4	3	3	1	0	0	23		
00	Olivia Thompson	g	1-1	1-1	0-0	0	0	0	0	1	3	0	0	0	6		
02	Eniya Russell	g	1-3	0-0	0-0	0	0	0	0	1	2	1	0	0	12		
11	Destiny Littleton	g	0-1	0-1	0-0	0	0	0	0	1	0	0	0	0	6		
15	Laeticia Amihere	g	4-12	0-1	3-6	5	4	9	3	11	1	2	3	0	30		
24	Lele Grissett	g	3-3	0-0	2-3	3	2	5	2	8	1	0	0	0	14		
32	Elysa Wesolek	g	0-0	0-0	0-0	0	1	1	1	0	0	0	0	0	1		
	Team					0	0	0									
	Totals		30-72	5-14	16-29	15	30	45	22	81	14	9	5	6	200		

1st FG %:	8-18	44.4%	2nd:	6-24	25.0%	3rd:	12-17	70.6%	4th:	4-13	30.8%	Game:	30-72	41.7%	Deadball	
3FG %:	3-4	75.0%	1-5	20.0%	0-3	0.0%	1-2	50.0%	1-2	50.0%					Rebounds	11,1
FT %:	12-17	70.6%	7-8	87.5%	6-10	60.0%	6-12	50.0%	4-9	44.4%						

Officials: Marla Ann Gearhart,Marcus Clayton,Marty Cook
 Technical fouls: South Dakota-None. #1/1 South Carolina-None.

Attendance: 3500
 2020-21 Women's Basketball. Round: 0. South Carolina vs South Dakota. Played a

Score by periods	1st	2nd	3rd	4th	Total
South Dakota	16	21	11	23	71
#1/1 South Carolina	19	18	31	13	81

Points	In	Off	2nd	Fast	Bench
SD	50	11	2	11	9
SC	42	9	12	27	24

Last FG - SD 4th-00:42, SC 4th-02:50.
 Largest lead - SD by 5 2nd-07:10, SC by 21 4th-08:18.
 SD led for 05:51. SC led for 31:39. Game was tied for 02:30.

Score tied - 5 times.
 Lead changed - 4 times.

Official Basketball Box Score -- Game Totals -- Final Statistics
#1/1 South Carolina vs #21/20 Gonzaga
11/29/20 2:00 pm at Sioux Falls, SD

#1/1 South Carolina 79 • 3-0,0-0 SEC

#	Player	Total			3-Ptr			Rebounds			PF	TP	A	TO	Blk	Stl	Min
		FG-FGA	FG-FGA	FT-FTA	Off	Def											

Official Basketball Box Score -- Game Totals -- Final Statistics
#1/1 South Carolina vs #23/18 Iowa State
12/06/20 11:00 am at Ames, IA

#1/1 South Carolina 83 • 4-1,0-0 SEC

Table with columns: #, Player, FG-FGA, 3-Ptr, FT-FTA, Rebounds (Off, Def, Tot), PF, TP, A, TO, Blk, Stl, Min. Includes team totals and game statistics.

1st - FG %: 10-18 55.6% 2nd: 8-19 42.1% 3rd: 11-17 64.7% 4th: 1-9 11.1% Game: 30-63 47.6% Deadball Rebounds 2,1
3FG %: 5-8 62.5% 1-6 16.7% 4-9 66.7% 1-3 33.3% 13-26 50.0% 1-8 12.5%
FT %: 2-2 100.0% 0-0 0.0% 2-3 66.7% 6-8 75.0% 10-13 76.9%

#23/18 Iowa State 65 • 2-2,1-0 Big 12

Table with columns: #, Player, FG-FGA, 3-Ptr, FT-FTA, Rebounds (Off, Def, Tot), PF, TP, A, TO, Blk, Stl, Min. Includes team totals and game statistics.

1st - FG %: 6-16 37.5% 2nd: 5-17 29.4% 3rd: 9-15 60.0% 4th: 3-14 21.4% Game: 23-62 37.1% Deadball Rebounds 0
3FG %: 1-5 20.0% 0-6 0.0% 4-9 44.4% 0-7 0.0% 5-27 18.5% 14-16 87.5%
FT %: 4-5 80.0% 3-3 100.0% 0-0 0.0% 7-8 87.5% 14-16 87.5%

Officials: Nykesha Thompson,Roy Gulbeyan,Dee Kantner
Technical fouls: #1/1 South Carolina-None. #23/18 Iowa State-None.
Attendance: 864
2020-21 Women's Basketball. Round: 0. Iowa St. vs South Carolina. Played at Ja

Score by periods table with columns: #, 1st, 2nd, 3rd, 4th, Total. Shows scores for #1/1 South Carolina and #23/18 Iowa State.

Last FG - SC 4th-07:05, IowaSt 4th-01:38.
Largest lead - SC by 25 4th-07:05, IowaSt None.
SC led for 39:46. IowaSt led for 00:00. Game was tied for 00:14.

Official Basketball Box Score -- Game Totals -- Final Statistics
Temple vs #5/4 South Carolina
12/17/20 7:00 pm at Columbia, SC

Temple 41 • 0-3,0-0 AAC

Table with columns: #, Player, FG-FGA, 3-Ptr, FT-FTA, Rebounds (Off, Def, Tot), PF, TP, A, TO, Blk, Stl, Min. Includes team totals and game statistics.

1st - FG %: 5-12 41.7% 2nd: 4-16 25.0% 3rd: 4-20 20.0% 4th: 1-12 8.3% Game: 14-60 23.3% Deadball Rebounds 2
3FG %: 2-4 50.0% 1-6 16.7% 4-5 80.0% 1-2 50.0% 1-8 12.5%
FT %: 2-4 50.0% 2-2 100.0% 4-5 80.0% 1-2 50.0% 9-13 69.2%

#5/4 South Carolina 103 • 5-1,0-0 SEC

Table with columns: #, Player, FG-FGA, 3-Ptr, FT-FTA, Rebounds (Off, Def, Tot), PF, TP, A, TO, Blk, Stl, Min. Includes team totals and game statistics.

1st - FG %: 8-15 53.3% 2nd: 7-16 43.8% 3rd: 13-21 61.9% 4th: 11-21 52.4% Game: 39-73 53.4% Deadball Rebounds 6
3FG %: 3-4 75.0% 1-6 16.7% 4-7 57.1% 0-5 0.0% 8-22 36.4%
FT %: 2-2 100.0% 8-12 66.7% 2-3 66.7% 5-8 62.5% 17-25 68.0%

Officials: Karleena Tobin,Katie Lukanich,Pualani Spurlock
Technical fouls: Temple-None. #5/4 South Carolina-None.
Attendance: 3500
2020-21 Women's Basketball. Round: 0. South Carolina vs Temple. Played at Colo

Score by periods table with columns: #, 1st, 2nd, 3rd, 4th, Total. Shows scores for Temple and #5/4 South Carolina.

Last FG - Temple 4th-06:44, SC 4th-00:00.
Largest lead - Temple by 3 1st-08:23, SC by 62 4th-00:00.
Temple led for 02:01. SC led for 35:59. Game was tied for 02:00.

Official Basketball Box Score -- Game Totals -- Final Statistics
Florida vs #5/4 South Carolina
12/31/20 4:00 pm at Columbia, SC

Florida 59 • 7-2,0-1 SEC

Table with columns: #, Player, FG-FGA, 3-Ptr, FT-FTA, Rebounds (Off, Def, Tot), PF, TP, A, TO, Blk, Stl, Min. Includes team totals and game statistics.

1st - FG %: 3-19 15.8% 2nd: 5-13 38.5% 3rd: 12-19 63.2% 4th: 4-14 28.6% Game: 24-65 36.9% Deadball Rebounds 5
3FG %: 0-3 0.0% 2-5 40.0% 4-6 66.7% 1-3 33.3% 7-17 41.2%
FT %: 0-2 0.0% 0-1 0.0% 1-3 33.3% 3-5 60.0% 4-11 36.4%

#5/4 South Carolina 75 • 6-1,1-0 SEC

Table with columns: #, Player, FG-FGA, 3-Ptr, FT-FTA, Rebounds (Off, Def, Tot), PF, TP, A, TO, Blk, Stl, Min. Includes team totals and game statistics.

1st - FG %: 6-21 28.6% 2nd: 11-20 55.0% 3rd: 7-22 31.8% 4th: 7-16 43.8% Game: 31-79 39.2% Deadball Rebounds 3,1
3FG %: 0-3 0.0% 1-5 20.0% 0-2 0.0% 2-6 33.3% 3-16 18.8%
FT %: 2-2 100.0% 2-2 100.0% 4-6 66.7% 2-2 100.0% 10-12 83.3%

Officials: Dawn Marsh,Natasha Camy,Pualani Spurlock-Welsh
Technical fouls: Florida-None. #5/4 South Carolina-None.
Attendance: 3500
2020-21 Women's Basketball. Round: 0. Florida vs South Carolina. Played at Col

Score by periods table with columns: #, 1st, 2nd, 3rd, 4th, Total. Shows scores for Florida and #5/4 South Carolina.

Last FG - UF 4th-00:09, SC 4th-01:18.
Largest lead - UF None, SC by 22 3rd-08:51.
UF led for 00:00. SC led for 39:27. Game was tied for 00:23.

Official Basketball Box Score -- Game Totals -- Final Statistics
#5/4 South Carolina vs Alabama
01/04/21 6:00 pm at Tuscaloosa, AL

#5/4 South Carolina 77 • 7-1,2-0 SEC

Table with columns: #, Player, FG-FGA, 3-Ptr, FT-FTA, Rebounds (Off, Def, Tot), PF, TP, A, TO, Blk, Stl, Min. Includes team totals and game statistics.

1st - FG %: 9-21 42.9% 2nd: 6-11 54.5% 3rd: 9-24 37.5% 4th: 7-18 38.9% Game: 31-74 41.9% Deadball Rebounds 5
3FG %: 0-2 0.0% 1-2 50.0% 1-1 100.0% 1-3 33.3% 3-8 37.5%
FT %: 2-4 50.0% 4-7 57.1% 3-8 37.5% 3-5 60.0%

Alabama 60 • 8-1,1-1 SEC

Table with columns: #, Player, FG-FGA, 3-Ptr, FT-FTA, Rebounds (Off, Def, Tot), PF, TP, A, TO, Blk, Stl, Min. Includes team totals and game statistics.

1st - FG %: 7-17 41.2% 2nd: 3-15 20.0% 3rd: 7-12 58.3% 4th: 5-12 41.7% Game: 22-56 39.3% Deadball Rebounds 5
3FG %: 2-5 40.0% 1-6 16.7% 0-2 0.0% 1-3 33.3% 4-16 25.0%
FT %: 1-1 100.0% 2-4 50.0% 5-6 83.3% 4-8 50.0% 12-19 63.2%

Officials: Cameron Inouye,Angelica Suffren,Dee Kantner
Technical fouls: #5/4 South Carolina-None. Alabama-None.
Attendance: 637
2020-21 Women's Basketball. Round: 0. Alabama vs South Carolina. Played at Col

Score by periods table with columns: #, 1st, 2nd, 3rd, 4th, Total. Shows scores for #5/4 South Carolina and Alabama.

Last FG - SC 4th-00:55, Bama 4th-03:44.
Largest lead - SC by 18 4th-00:55, Bama None.
SC led for 38:12. Bama led for 00:00. Game was tied for 01:48.

Official Basketball Box Score -- Game Totals -- Final Statistics
#4/3 South Carolina vs LSU
01/24/21 12:00 pm at Baton Rouge, LA

#4/3 South Carolina 69 • 12-1,7-0 SEC

#	Player	Total		3-Ptr		Rebounds			PF	TP	A	TO	Blk	Stl	Min
		FG-FGA	FT-FTA	FG-FGA	FT-FTA	Off	Def	Tot							
04	Aliyah Boston	f	8-15	0-2	4-7	6	8	14	3	20	0	1	1	0	36
05	Victoria Saxton	f	2-5	0-0	0-2	2	3	5	3	4	0	1	1	1	25
01	Zia Cooke	g	4-10	0-3	3-6	0	1	1	2	11	0	4	0	2	37
03	Destanni Henderson	g	5-11	2-7	4-4	0	5	5	2	16	8	6	0	2	35
12	Brea Beal	g	4-9	0-2	2-6	1	3	4	3	10	4	0	1	2	34
02	Eniya Russell	g	0-0	0-0	0-0	0	0	0	0	0	1	0	0	1	1
11	Destiny Littleton	g	0-1	0-1	0-0	0	1	1	0	0	1	0	0	0	7
15	Laticia Amihere	g	0-0	0-0	0-0	0	2	2	1	0	0	1	0	0	7
24	LeLe Grissett	g	4-6	0-0	0-0	3	0	3	1	8	3	2	0	0	18
Team						3	1	4							
Totals			27-57	2-15	13-25	15	24	39	15	69	16	16	3	8	200

1st - FG %: 5-17 29.4% 2nd: 4-11 36.4% 3rd: 8-13 61.5% 4th: 10-16 62.5% Game: 27-57 47.4% Deadball Rebounds 7
 3FG %: 0-7 0.0% 0-2 0.0% 1-4 25.0% 1-2 50.0% 2-15 13.3%
 FT %: 3-5 60.0% 2-4 50.0% 3-8 37.5% 5-8 62.5%

LSU 65 • 6-7,4-3 SEC

#	Player	Total		3-Ptr		Rebounds			PF	TP	A	TO	Blk	Stl	Min
		FG-FGA	FT-FTA	FG-FGA	FT-FTA	Off	Def	Tot							
00	Awa Trasi	f	4-6	0-0	1-2	0	4	4	4	9	0	2	0	1	31
24	Faustina Aifuwa	c	1-7	0-0	5-6	2	3	5	3	7	0	3	1	0	29
03	Khayla Pointer	g	7-16	1-4	3-4	3	2	5	2	18	3	4	0	1	37
23	Karli Seay	g	2-7	0-0	0-0	2	3	5	2	4	0	0	0	3	35
25	Rakell Spencer	g	0-1	0-0	2-2	3	1	4	3	2	0	3	0	0	16
01	Jailin Cherry	g	3-7	1-1	0-0	0	1	1	2	7	0	2	0	1	22
02	Tiara Young	g	7-13	0-1	2-2	2	4	6	4	16	1	2	0	1	21
15	Ajae Petty	g	1-3	0-0	0-0	0	0	0	2	2	0	1	0	0	9
Team						1	2	3							
Totals			25-60	2-6	13-17	13	20	33	22	65	4	17	1	7	200

1st - FG %: 5-17 29.4% 2nd: 5-13 38.5% 3rd: 7-12 58.3% 4th: 8-18 44.4% Game: 25-60 41.7% Deadball Rebounds 2
 3FG %: 0-1 0.0% 0-0 0.0% 1-2 50.0% 1-3 33.3% 2-6 33.3%
 FT %: 2-3 66.7% 3-4 75.0% 5-6 83.3% 3-4 75.0% 13-17 76.5%

Officials: Karen Preato, Eric J Brewton, Tina Napier
 Technical fouls: #4/3 South Carolina-None. LSU-None.
 Attendance: 918
 2020-21 Women's Basketball. Round: 0. LSU vs South Carolina. Played at Maravic

Score by periods	1st	2nd	3rd	4th	Total
#4/3 South Carolina	13	10	20	26	69
LSU	12	13	20	20	65

Last FG - SC 4th-01:14, LSU 4th-00:01.
 Largest lead - SC by 9 4th-01:14, LSU by 6 3rd-08:40.
 SC led for 17:16. LSU led for 14:11. Game was tied for 08:33.

Score tied - 10 times.
 Lead changed - 8 times.

Official Basketball Box Score -- Game Totals -- Final Statistics
#4/3 South Carolina vs #21/19 Mississippi State
01/28/21 6:00 pm at Starkville, MS

#4/3 South Carolina 75 • 13-1,8-0 SEC

#	Player	Total		3-Ptr		Rebounds			PF	TP	A	TO	Blk	Stl	Min
		FG-FGA	FT-FTA	FG-FGA	FT-FTA	Off	Def	Tot							
04	Aliyah Boston	f	3-7	0-2	0-0	4	8	12	4	6	0	4	3	0	22
05	Victoria Saxton	f	5-8	0-0	3-3	6	5	11	2	13	2	0	1	1	27
01	Zia Cooke	g	6-16	1-3	6-6	0	3	3	0	19	3	2	0	2	36
03	Destanni Henderson	g	3-8	0-4	0-0	1	3	4	0	6	2	2	0	1	35
12	Brea Beal	g	1-8	0-2	4-6	1	4	5	2	6	0	1	0	1	24
00	Olivia Thompson	g	1-1	1-1	0-0	0	0	0	0	3	0	0	0	0	1
02	Eniya Russell	g	1-2	0-0	0-0	1	0	1	0	2	0	0	0	0	2
11	Destiny Littleton	g	1-1	0-0	0-0	0	0	0	0	2	2	1	0	2	8
15	Laticia Amihere	g	3-9	0-1	1-1	1	6	7	3	7	2	3	0	1	18
24	LeLe Grissett	g	3-6	0-0	5-6	3	2	5	1	11	1	0	0	1	24
32	Elysa Wesolek	g	0-0	0-0	0-0	0	0	0	2	0	0	0	0	0	3
Team						1	2	3							
Totals			27-66	2-13	19-22	18	33	51	14	75	12	13	4	9	200

1st - FG %: 4-14 28.6% 2nd: 11-21 52.4% 3rd: 4-16 25.0% 4th: 8-15 53.3% Game: 27-66 40.9% Deadball Rebounds 2
 3FG %: 0-2 0.0% 1-5 20.0% 1-3 33.3% 1-3 33.3% 4-5 80.0%
 FT %: 2-2 100.0% 3-4 75.0% 10-11 90.9% 4-5 80.0%

#21/19 Mississippi State 52 • 8-5,3-4 SEC

#	Player	Total		3-Ptr		Rebounds			PF	TP	A	TO	Blk	Stl	Min
		FG-FGA	FT-FTA	FG-FGA	FT-FTA	Off	Def	Tot							
04	Jessica Carter	f	6-16	0-0	0-0	2	8	10	4	12	0	0	3	0	33
10	Sidney Cooks	f	2-6	1-4	0-0	0	2	2	4	5	1	0	0	0	19
00	Ja'Mya Mingo-Young	g	2-6	0-1	1-1	2	0	2	1	5	1	3	1	1	25
01	Myah Taylor	g	3-5	2-3	2-4	1	2	3	3	10	5	5	1	2	31
21	Madison Hayes	g	0-5	0-1	1-4	3	1	4	3	1	2	2	0	1	21
02	KN'isha Godfrey	g	0-2	0-2	0-0	0	0	0	3	0	0	1	0	0	4
03	Aliyah Matharu	g	2-7	0-2	0-2	2	3	5	1	4	0	0	0	1	13
05	Rickea Jackson	g	7-16	0-1	1-2	3	3	6	0	15	0	1	0	1	31
11	Xaria Wiggins	g	0-1	0-0	0-2	0	1	1	0	0	0	1	1	0	12
20	Yerniyah Morris	g	0-1	0-0	0-0	2	1	3	1	0	0	2	0	0	8
23	Caterion Thompson	g	0-0	0-0	0-0	0	0	0	0	0	0	0	0	0	3
Team						1	1	2							
Totals			22-65	3-14	5-15	16	22	38	20	52	9	15	6	6	200

1st - FG %: 5-20 25.0% 2nd: 5-15 33.3% 3rd: 7-14 50.0% 4th: 5-16 31.3% Game: 22-65 33.8% Deadball Rebounds 4
 3FG %: 1-4 25.0% 1-2 50.0% 1-3 33.3% 0-5 0.0% 3-14 21.4%
 FT %: 0-2 0.0% 1-2 50.0% 3-6 50.0% 1-5 20.0% 5-15 33.3%

Officials: Karen Preato, Brian Garland, Brian Hall
 Technical fouls: #4/3 South Carolina-None. #21/19 Mississippi State-None.
 Attendance: 1000
 2020-21 Women's Basketball. Round: 0. Mississippi St. vs South Carolina. Played

Score by periods	1st	2nd	3rd	4th	Total
#4/3 South Carolina	10	26	18	21	75
#21/19 Mississippi State	11	12	18	11	52

Last FG - SC 4th-00:31, MSU 4th-01:18.
 Largest lead - SC by 23 4th-00:31, MSU by 5 1st-07:49.
 SC led for 30:11. MSU led for 08:14. Game was tied for 01:06.

Score tied - 0 times.
 Lead changed - 3 times.

Official Basketball Box Score -- Game Totals -- Final Statistics
Alabama vs #4/3 South Carolina
01/31/21 3:00 pm at Columbia, SC

Alabama 63 • 12-4,5-4 SEC

#	Player	Total		3-Ptr		Rebounds			PF	TP	A	TO	Blk	Stl	Min
		FG-FGA	FT-FTA	FG-FGA	FT-FTA	Off	Def	Tot							
22	Ariyah Copeland	f	3-10	0-0	0-0	3	4	7	3	6	2	0	2	0	23
04	Jasmine Walker	f	5-11	3-7	2-2	0	5	5	5	15	1	4	2	2	31
01	Megan Abrams	g	3-8	1-3	3-4	2	3	5	3	10	2	1	0	0	25
03	Jordan Lewis	g	7-19	3-6	2-5	4	1	5	2	19	2	5	0	3	39
05	Hannah Barber	g	1-6	0-4	0-0	1	1	2	1	2	1	0	0	1	32
11	Destiny Rice	g	4-7	0-0	1-1	0	2	2	4	9	0	1	0	0	23
12	Allie Craig Cruce	g	0-0	0-0	0-0	0	2	2	1	0	0	0	0	0	16
14	Myra Gordon	g	0-1	0-0	0-0	0	0	0	0	0	0	0	0	0	2
24	De'Sha Benjamin	g	1-4	0-1	0-0	0	1	1	2	2	1	1	0	0	9
Team						0	1	1							
Totals			24-66	7-21	8-12	10	20	30	21	63	9	13	4	6	200

1st - FG %: 8-20 40.0% 2nd: 8-12 66.7% 3rd: 5-16 31.3% 4th: 3-18 16.7% Game: 24-66 36.4% Deadball Rebounds 3
 3FG %: 3-8 37.5% 3-4 75.0% 1-4 25.0% 1-6 16.7% 7-21 33.3%
 FT %: 2-4 50.0% 2-2 100.0% 2-2 100.0% 2-4 50.0% 8-12 66.7%

#4/3 South Carolina 87 • 14-1,9-0 SEC

#	Player	Total		3-Ptr		Rebounds			PF	TP	A	TO	Blk	Stl	Min
		FG-FGA	FT-FTA	FG-FGA	FT-FTA	Off	Def	Tot							
04	Aliyah Boston	f	2-10	0-1	2-2	4	9	13	1	6	6	2	3	0	32
05	Victoria Saxton	f	5-7	0-0	0-0	0	1	1	2	10	0	1	2	1	18
01	Zia Cooke	g	7-14	2-3	5-6	1	1	2	2	21	0	1	0	1	25
03	Destanni Henderson	g	5-8	3-3	1-1	1	5	6	2	14	7	3	0	3	35
12	Brea Beal	g	4-5	1-2	2-2	2	4	6	3	11	0				

Official Basketball Box Score -- Game Totals -- Final Statistics
#1/1 South Carolina vs #2/5 UConn
02/08/21 7:00 pm at Mansfield, CT

#1/1 South Carolina 59 • 15-2,10-0 SEC

Table with columns: #, Player, FG-FGA, 3-Ptr, FT-FTA, Rebounds (Off, Def, Tot), PF, TP, A, TO, Blk, Stl, Min. Includes team totals and game statistics.

#2/5 UConn 63 • 14-1,11-0 Big Ea

Table with columns: #, Player, FG-FGA, 3-Ptr, FT-FTA, Rebounds (Off, Def, Tot), PF, TP, A, TO, Blk, Stl, Min. Includes team totals and game statistics.

Officials: Tiara Cruse, Joseph Vaszi, Dee Kantner

Technical fouls: #1/1 South Carolina-None. #2/5 UConn-None.

Attendance: 2020-21 Women's Basketball. Round: 0. South Carolina vs UConn. Played at Harry

Score by periods table with columns: 1st, 2nd, 3rd, 4th, OT, Total. Includes points, in paint, off T/O, 2nd chance, fast break, and bench.

Last FG - SC OT-01:56, UConn OT-00:10. Largest lead - SC by 6 1st-02:03, UConn by 7 4th-09:15. SC led for 25:03. UConn led for 13:40. Game was tied for 06:17.

Score tied - 8 times. Lead changed - 7 times.

Official Basketball Box Score -- Game Totals -- Final Statistics
Missouri vs #1/3 South Carolina
02/11/21 7:00 pm at Columbia, SC

Missouri 62 • 7-8,3-7 SEC

Table with columns: #, Player, FG-FGA, 3-Ptr, FT-FTA, Rebounds (Off, Def, Tot), PF, TP, A, TO, Blk, Stl, Min. Includes team totals and game statistics.

#1/3 South Carolina 77 • 16-2,11-0 SEC

Table with columns: #, Player, FG-FGA, 3-Ptr, FT-FTA, Rebounds (Off, Def, Tot), PF, TP, A, TO, Blk, Stl, Min. Includes team totals and game statistics.

Officials: Carla Fountain, Brian Garland, Karen Preato

Technical fouls: Missouri-None. #1/3 South Carolina-None.

Attendance: 3500. 2020-21 Women's Basketball. Round: 0. Missouri vs South Carolina. Played at Co

Score by periods table with columns: 1st, 2nd, 3rd, 4th, Total. Includes points, in paint, off T/O, 2nd chance, fast break, and bench.

Last FG - Missouri 4th-00:49, SC 4th-03:10. Largest lead - Missouri by 5 1st-03:37, SC by 21 4th-03:10. Missouri led for 12:53. SC led for 22:14. Game was tied for 04:53.

Score tied - 6 times. Lead changed - 3 times.

Official Basketball Box Score -- Game Totals -- Final Statistics
LSU vs #1/3 South Carolina
02/14/21 12:00 pm at Columbia, SC

LSU 59 • 8-10,6-6 SEC

Table with columns: #, Player, FG-FGA, 3-Ptr, FT-FTA, Rebounds (Off, Def, Tot), PF, TP, A, TO, Blk, Stl, Min. Includes team totals and game statistics.

#1/3 South Carolina 66 • 17-2,12-0 SEC

Table with columns: #, Player, FG-FGA, 3-Ptr, FT-FTA, Rebounds (Off, Def, Tot), PF, TP, A, TO, Blk, Stl, Min. Includes team totals and game statistics.

Officials: Douglas Knight, Felicia Grinter, Denise Brooks

Technical fouls: LSU-None. #1/3 South Carolina-None.

Attendance: 3500. 2020-21 Women's Basketball. Round: 0. LSU vs South Carolina. Played at Colonia

Score by periods table with columns: 1st, 2nd, 3rd, 4th, Total. Includes points, in paint, off T/O, 2nd chance, fast break, and bench.

Last FG - LSU 4th-00:24, SC 4th-01:43. Largest lead - LSU by 4 1st-08:55, SC by 18 3rd-00:47. LSU led for 02:13. SC led for 36:46. Game was tied for 01:01.

Score tied - 1 time. Lead changed - 1 time.

Official Basketball Box Score -- Game Totals -- Final Statistics
#2/3 South Carolina vs #21/21 Tennessee
02/18/21 7:00 pm at Knoxville, TN

#2/3 South Carolina 67 • 17-3,12-1 SEC

Table with columns: #, Player, FG-FGA, 3-Ptr, FT-FTA, Rebounds (Off, Def, Tot), PF, TP, A, TO, Blk, Stl, Min. Includes team totals and game statistics.

#21/21 Tennessee 75 • 13-5,7-3 SEC

Table with columns: #, Player, FG-FGA, 3-Ptr, FT-FTA, Rebounds (Off, Def, Tot), PF, TP, A, TO, Blk, Stl, Min. Includes team totals and game statistics.

Officials: Natasha Camy, Eric Brewton, Laura Morris

Technical fouls: #2/3 South Carolina-None. #21/21 Tennessee-None.

Attendance: 2512. 2020-21 Women's Basketball. Round: 0. South Carolina vs Tennessee. Played at T

Score by periods table with columns: 1st, 2nd, 3rd, 4th, Total. Includes points, in paint, off T/O, 2nd chance, fast break, and bench.

Last FG - SC 4th-00:37, UT 4th-01:16. Largest lead - SC by 16 2nd-01:43, UT by 9 4th-00:47. SC led for 25:07. UT led for 10:34. Game was tied for 04:19.

Score tied - 10 times. Lead changed - 6 times.

Official Basketball Box Score -- Game Totals -- Final Statistics
#17/17 Kentucky vs #2/3 South Carolina
02/21/21 3:00 pm at Columbia, SC

#17/17 Kentucky 55 • 15-6,8-5 SEC

Table with columns: #, Player, FG-FGA, 3-Ptr, FT-FTA, Rebounds (Off, Def, Tot), PF, TP, A, TO, Blk, Stl, Min. Includes team totals and shooting percentages.

Summary statistics table for #17/17 Kentucky, including 1st-4th quarter percentages and game totals.

#2/3 South Carolina 76 • 18-3,13-1 SEC

Table with columns: #, Player, FG-FGA, 3-Ptr, FT-FTA, Rebounds (Off, Def, Tot), PF, TP, A, TO, Blk, Stl, Min. Includes team totals and shooting percentages.

Summary statistics table for #2/3 South Carolina, including 1st-4th quarter percentages and game totals.

Officials: Jesse Dickerson, Brian Garland, Beverly Roberts
Technical fouls: #17/17 Kentucky-None. #2/3 South Carolina-None.
Attendance: 3500
2020-21 Women's Basketball. Round: 0. Kentucky vs South Carolina. Played at Co

Score by periods table for #17/17 Kentucky vs #2/3 South Carolina.

Last FG - KY 4th-00:02, SC 4th-00:27.
Largest lead - KY by 1 1st-06:35, SC by 24 4th-01:09.
KY led for 00:53. SC led for 36:31. Game was tied for 02:36.

Official Basketball Box Score -- Game Totals -- Final Statistics
Ole Miss vs #5/6 South Carolina
02/25/21 1:00 pm at Columbia, SC

Ole Miss 43 • 9-10,3-10 SEC

Table with columns: #, Player, FG-FGA, 3-Ptr, FT-FTA, Rebounds (Off, Def, Tot), PF, TP, A, TO, Blk, Stl, Min. Includes team totals and shooting percentages.

Summary statistics table for Ole Miss vs #5/6 South Carolina, including 1st-4th quarter percentages and game totals.

#5/6 South Carolina 68 • 19-3,14-1 SEC

Table with columns: #, Player, FG-FGA, 3-Ptr, FT-FTA, Rebounds (Off, Def, Tot), PF, TP, A, TO, Blk, Stl, Min. Includes team totals and shooting percentages.

Summary statistics table for #5/6 South Carolina, including 1st-4th quarter percentages and game totals.

Officials:
Technical fouls: Ole Miss-None. #5/6 South Carolina-None.
Attendance: 3500
2020-21 Women's Basketball. Round: 0. Ole Miss vs South Carolina. Played at Co

Score by periods table for Ole Miss vs #5/6 South Carolina.

Last FG - OM 4th-02:39, SC 4th-00:44.
Largest lead - OM by 4 1st-07:38, SC by 25 4th-00:44.
OM led for 01:44. SC led for 35:43. Game was tied for 02:33.

Official Basketball Box Score -- Game Totals -- Final Statistics
#5/6 South Carolina vs #3/3 Texas A&M
02/28/21 1:00 pm at College Station, TX

#5/6 South Carolina 57 • 19-4,14-2 SEC

Table with columns: #, Player, FG-FGA, 3-Ptr, FT-FTA, Rebounds (Off, Def, Tot), PF, TP, A, TO, Blk, Stl, Min. Includes team totals and shooting percentages.

Summary statistics table for #5/6 South Carolina, including 1st-4th quarter percentages and game totals.

#3/3 Texas A&M 65 • 22-1,13-1 SEC

Table with columns: #, Player, FG-FGA, 3-Ptr, FT-FTA, Rebounds (Off, Def, Tot), PF, TP, A, TO, Blk, Stl, Min. Includes team totals and shooting percentages.

Summary statistics table for #3/3 Texas A&M, including 1st-4th quarter percentages and game totals.

Officials: Eric Brewton, Douglas Knight, Tina Napier
Technical fouls: #5/6 South Carolina-None. #3/3 Texas A&M-None.
Attendance: 2700
2020-21 Women's Basketball. Round: 0. South Carolina vs Texas A&M. Played at R

Score by periods table for #5/6 South Carolina vs #3/3 Texas A&M.

Last FG - SC 4th-03:01, TAM 4th-01:15.
Largest lead - SC by 2 1st-08:19, TAM by 15 3rd-01:27.
SC led for 02:59. TAM led for 35:25. Game was tied for 01:36.

Official Basketball Box Score -- Game Totals -- Final Statistics
Alabama vs #7/7 South Carolina
03/05/21 6:00 pm at

Alabama 63 • 16-9,8-8 SEC

Table with columns: #, Player, FG-FGA, 3-Ptr, FT-FTA, Rebounds (Off, Def, Tot), PF, TP, A, TO, Blk, Stl, Min. Includes team totals and shooting percentages.

Summary statistics table for Alabama vs #7/7 South Carolina, including 1st-4th quarter percentages and game totals.

#7/7 South Carolina 75 • 20-4,14-2 SEC

Table with columns: #, Player, FG-FGA, 3-Ptr, FT-FTA, Rebounds (Off, Def, Tot), PF, TP, A, TO, Blk, Stl, Min. Includes team totals and shooting percentages.

Summary statistics table for #7/7 South Carolina, including 1st-4th quarter percentages and game totals.

Officials: Brian Hall, Laura Morris, Dee Kantner
Technical fouls: Alabama-None. #7/7 South Carolina-None.
Attendance:
2020-21 Women's Basketball. Round: 0. Alabama vs South Carolina. Played at .

Score by periods table for Alabama vs #7/7 South Carolina.

Last FG - Bama 4th-05:08, SC 4th-02:03.
Largest lead - Bama None, SC by 27 2nd-04:47.
Bama led for 00:00. SC led for 38:48. Game was tied for 01:12.

Official Basketball Box Score -- Game Totals -- Final Statistics
#14/16 Tennessee vs #7/7 South Carolina
03/06/21 6:30 pm at

#14/16 Tennessee 52 • 16-7,9-4 SEC

#	Player	Total		3-Ptr		Rebounds			PF	TP	A	TO	Blk	Stl	Min
		FG-FGA	FG-FGA	FT-FTA	Off	Def	Tot								
00	Rennia Davis	f	3-12	1-5	2-2	2	4	6	4	9	2	3	0	0	39
12	Rae Burrell	f	3-11	0-2	3-3	1	4	5	2	9	3	4	0	1	36
11	Kasiyahna Kushkuiwah	c	1-3	0-0	0-0	0	1	1	2	2	0	1	0	11	
20	Tamari Key	c	3-5	0-0	2-5	4	2	6	4	8	1	4	4	30	
04	Jordan Walker	g	4-11	1-4	2-3	2	3	5	4	11	0	2	1	29	
02	Destiny Salary	g	0-0	0-0	0-0	0	0	0	0	0	1	0	0	4	
10	Jessie Rennie	g	0-0	0-0	0-0	0	0	0	0	0	0	0	0	1	
21	Tess Darby	g	0-0	0-0	0-0	0	0	0	0	0	0	0	0	1	
25	Jordan Horston	g	5-10	0-1	1-2	0	3	3	1	11	1	3	3	31	
31	Emily Saunders	g	0-0	0-0	0-0	0	1	1	2	0	0	1	0	4	
33	Marta Suarez	g	1-3	0-2	0-0	1	1	2	0	2	0	0	0	14	
	Team					1	3	4							
Totals			20-55	2-14	10-15	11	22	33	19	52	8	18	8	5	200

1st - FG %: 5-15 33.3% 2nd: 4-16 25.0% 3rd: 6-14 42.9% 4th: 5-10 50.0% Game: 20-55 36.4% Deadball Rebounds: 1-6 16.7% 0-5 0.0% 1-2 50.0% 0-1 0.0% 2-14 14.3% 3-6 50.0% 1-2 50.0%

#7/7 South Carolina 67 • 21-4,14-2 SEC

#	Player	Total		3-Ptr		Rebounds			PF	TP	A	TO	Blk	Stl	Min
		FG-FGA	FG-FGA	FT-FTA	Off	Def	Tot								
04	Aliyah Boston	f	5-8	2-2	3-4	5	6	11	3	15	3	0	2	1	35
05	Victoria Saxton	f	1-2	0-0	1-1	1	1	2	3	3	0	2	1	0	16
01	Zia Cooke	g	5-19	2-3	5-5	2	2	4	3	17	1	1	0	1	36
03	Destanni Henderson	g	5-16	3-9	0-0	1	6	7	2	13	5	5	0	1	37
12	Brea Beal	g	1-5	0-1	2-2	2	2	4	2	4	0	2	2	2	30
00	Olivia Thompson	g	0-0	0-0	0-0	0	0	0	0	0	0	0	0	0	1
02	Eniya Russell	g	0-0	0-0	0-0	0	0	0	0	0	0	0	0	0	1
11	Destiny Littleton	g	0-0	0-0	2-2	0	0	0	0	2	1	0	0	0	5
15	Laeticia Amihere	g	2-4	0-0	0-0	1	6	7	3	4	0	2	0	0	17
24	LeLe Grissett	g	4-9	0-1	0-0	1	3	4	3	8	4	1	0	1	19
32	Elysa Wesolek	g	0-0	0-0	1-2	0	0	0	0	1	0	0	0	1	3
	Team					4	1	5							
Totals			23-63	7-16	14-16	17	27	44	19	67	14	13	5	7	200

1st - FG %: 9-19 47.4% 2nd: 3-14 21.4% 3rd: 9-18 50.0% 4th: 2-12 16.7% Game: 23-63 36.5% Deadball Rebounds: 1-6 16.7% 3-4 66.7% 2-5 40.0% 1-4 25.0% 7-16 43.8% 3-4 75.0% 0-0 0.0% 1-2 50.0% 0-0 0.0%

Officials: Brian Garland, Laura Morris, Eric Brewton
 Technical fouls: #14/16 Tennessee-Rennia Davis. #7/7 South Carolina-Zia Cooke
 Attendance: 2662
 2020-21 Women's Basketball. Round: 0. South Carolina vs Tennessee. Played at .

Score by periods	1st	2nd	3rd	4th	Total
#14/16 Tennessee	13	12	14	13	52
#7/7 South Carolina	29	10	20	8	67

Last FG - TN 4th-00:19, SC 4th-01:31.
 Largest lead - TN by 1 1st-04:38, SC by 21 4th-08:56.
 TN led for 00:20. SC led for 36:07. Game was tied for 03:33.
 Points scored - 4 times.
 Lead changed - 2 times.

Official Basketball Box Score -- Game Totals -- Final Statistics
#16/21 Georgia vs #7/7 South Carolina
03/07/21 2:00 pm at

#16/21 Georgia 62 • 20-6,10-5 SEC

#	Player	Total		3-Ptr		Rebounds			PF	TP	A	TO	Blk	Stl	Min
		FG-FGA	FG-FGA	FT-FTA	Off	Def	Tot								
20	Jordan Isaacs	f	2-5	0-0	2-2	0	2	2	0	2	2	1	6	0	2
14	Jenna Staiti	c	4-9	0-2	2-3	2	3	5	5	10	1	3	3	3	
07	Gabby Connally	g	3-8	1-3	0-0	1	0	1	5	7	2	4	1	30	
11	Maya Caldwell	g	3-7	1-1	0-0	1	4	5	3	7	3	2	1	29	
23	Que Morrison	g	9-21	2-3	0-0	5	3	8	2	20	1	0	0	31	
03	Sarah Ashlee Barker	g	0-2	0-0	0-0	1	0	1	0	0	0	0	0	4	
04	Mikayla Coombs	g	2-7	0-2	0-0	0	3	3	0	4	2	2	0	17	
15	Maori Davenport	g	0-0	0-0	0-0	0	0	0	1	1	0	0	0	4	
22	Malury Bates	g	0-0	0-0	0-0	0	0	0	1	0	0	0	0	1	
35	Javyv Nicholson	g	3-6	0-0	2-4	1	1	2	1	8	0	1	0	14	
	Team					3	0	3							
Totals			26-65	4-11	6-9	14	17	31	19	62	9	15	6	2	

1st - FG %: 9-15 60.0% 2nd: 5-12 41.7% 3rd: 4-18 22.2% 4th: 8-20 40.0% Game: 26-65 40.0% 3-4 75.0% 0-0 0.0% 0-4 0.0% 1-3 33.3% 4-11 36.4% 2-4 50.0% 2-3 66.7% 6-9 66.7%

#7/7 South Carolina 67 • 22-4,14-2 SEC

#	Player	Total		3-Ptr		Rebounds			PF	TP	A	TO	Blk	Stl	Min
		FG-FGA	FG-FGA	FT-FTA	Off	Def	Tot								
04	Aliyah Boston	f	8-12	1-1	10-12	4	6	10	4	27	0	4	4	4	
05	Victoria Saxton	f	1-2	0-0	1-2	1	2	3	4	3	0	3	0	16	
01	Zia Cooke	g	3-6	1-2	1-3	0	0	0	1	8	0	3	0	30	
03	Destanni Henderson	g	7-18	1-3	3-4	1	8	9	0	18	3	5	1	37	
12	Brea Beal	g	2-7	0-0	3-4	1	3	4	2	7	1	1	3	30	
11	Destiny Littleton	g	0-0	0-0	0-0	0	0	0	0	0	0	0	0	5	
15	Laeticia Amihere	g	1-6	0-0	0-0	1	1	2	1	2	1	0	1	17	
24	LeLe Grissett	g	1-3	0-0	0-0	2	2	4	2	2	0	4	1	19	
	Team					5	3	8							
Totals			23-54	3-6	18-25	15	25	40	14	67	5	20	10	200	

1st - FG %: 6-15 40.0% 2nd: 6-16 37.5% 3rd: 7-12 58.3% 4th: 4-11 36.4% Game: 23-54 42.6% 3-4 75.0% 3-4 75.0% 0-0 0.0% 0-1 0.0% 1-1 100.0% 3-6 50.0% 3-4 75.0% 3-5 60.0% 7-10 70.0% 18-25 72.0%

Officials: Gina Cross, Felicia Grinter, Tina Napier
 Technical fouls: #16/21 Georgia-None. #7/7 South Carolina-None.
 Attendance: 2872
 2020-21 Women's Basketball. Round: 0. Georgia vs South Carolina. Played at .

Score by periods	1st	2nd	3rd	4th	Total
#16/21 Georgia	23	12	8	19	62
#7/7 South Carolina	17	18	17	15	67

Last FG - GA 4th-00:15, SC 4th-00:33.
 Largest lead - GA by 6 1st-00:00, SC by 9 3rd-00:24.
 GA led for 16:14. SC led for 18:56. Game was tied for 04:50.
 Points scored - 10 times.
 Lead changed - 10 times.

Official Basketball Box Score -- Game Totals -- Final Statistics
Mercer vs #6/5 South Carolina
03/21/21 5:00 pm at San Antonio, TX

Mercer 53 • 19-7,10-3 SoCon

#	Player	Total		3-Ptr		Rebounds			PF	TP	A	TO	Blk	Stl	Min
		FG-FGA	FG-FGA	FT-FTA	Off	Def	Tot								
32	Jaron Dougherty	f	3-9	0-0	0-0	2	0	2	4	6	2	1	0	1	22
44	Allie Thayne	f	0-1	0-0	0-0	3	1	4	3	0	0	0	0	1	28
01	Amoria Neal-Tysor	g	7-18	1-5	0-0	0	2	2	3	15	1	4	0	4	30
13	Jada Lewis	g	6-11	2-5	0-0	0	6	6	3	14	4	4	0	0	35
21	Shannon Titus	g	5-19	0-1	2-2	0	1	1	4	12	3	1	1	3	31
00	Jill Harris	g	0-1	0-0	0-0	0	1	1	1	0	4	0	1	0	19
02	Sydneey Boykin	g	0-0	0-0	0-0	0	1	1	1	0	0	1	0	0	5
11	Kiana Barkhoff	g	0-0	0-0	0-0	0	4	4	1	0	0	1	1	0	11
20	Sierra Votaw	g	3-6	0-0	0-1	2	2	4	1	6	0	0	1	0	19
	Team					2	0	2							
Totals			24-65	3-11	2-3	9	18	27	21	53	14	12	4	9	200

1st - FG %: 6-17 35.3% 2nd: 8-16 50.0% 3rd: 7-17 41.2% 4th: 3-15 20.0% Game: 24-65 36.9% Deadball Rebounds: 1-6 16.7% 0-1 0.0% 2-3 66.7% 0-0 0.0% 0-0 0.0% 3-11 27.3% 2-3 66.7%

#6/5 South Carolina 79 • 23-4,14-2 SEC

#	Player	Total		3-Ptr		Rebounds			PF	TP	A	TO	Blk	Stl	Min
		FG-FGA	FG-FGA	FT-FTA	Off	Def	Tot								
04	Aliyah Boston	f	8-13	1-3	3-3	9	9	18	1	20	3	2	0	0	30
05	Victoria Saxton	f	7-10	0-0	6-7	3	3	6	3	20	1	2	1	0	30
01	Zia Cooke	g	4-11	0-2	5-6	0	3	3	1	13	1	4	0	3	32
03	Destanni Henderson	g	0-4	0-1	0-2	0	5	5	1	0	4	1	0	4	32
12	Brea Beal	g	3-8	1-3	0-3	2	4	6	4	7	0	1	1	0	23
00	Olivia Thompson	g	0-0	0-0	0-0	0	0								

ALL GAMES

2020-21 South Carolina Basketball
#6/5 South Carolina Combined Team Statistics (as of Mar 21, 2021)
All games

RECORD:	OVERALL	HOME	AWAY	NEUTRAL
ALL GAMES	23-4	10-1	7-3	6-0
CONFERENCE	14-2	8-0	6-2	0-0
NON-CONFERENCE	9-2	2-1	1-1	6-0

#	Player	gp-gs	min	avg	Total		3-Point		F-Throw		Rebounds				pf	dq	a	to	blk	stl	pts	avg
					fg-fga	fg%	3fg-fga	3fg%	ft-fa	ft%	off	def	tot	avg								
01	Zia Cooke	27-27	856	31.7	151-394	.383	37-101	.366	87-112	.777	13	64	77	2.9	37	0	54	66	1	26	426	15.8
04	Aliyah Boston	27-27	822	30.4	147-290	.507	12-43	.279	70-94	.745	112	209	321	11.9	75	0	45	44	74	31	376	13.9
03	Destanni Henderson	27-27	911	33.7	124-285	.435	35-83	.422	44-61	.721	23	111	134	5.0	29	0	139	75	5	34	327	12.1
05	Victoria Saxton	27-26	609	22.6	100-177	.565	0-0	.000	46-75	.613	72	86	158	5.9	62	0	11	35	38	32	246	9.1
12	Brea Beal	27-26	699	25.9	79-183	.432	15-49	.306	30-52	.577	38	94	132	4.9	53	0	26	30	19	22	203	7.5
24	Lele Grissett	25-1	479	19.2	67-134	.500	1-3	.333	33-59	.559	57	48	105	4.2	55	1	26	38	16	14	168	6.7
15	Laeticia Amihere	27-1	476	17.6	64-171	.374	0-9	.000	43-71	.606	57	82	139	5.1	54	1	24	59	27	18	171	6.3
02	Eniya Russell	24-0	164	6.8	22-63	.349	4-20	.200	21-35	.600	2	21	23	1.0	21	0	7	15	3	8	69	2.9
11	Destiny Littleton	24-0	278	11.6	17-50	.340	9-30	.300	24-30	.800	6	53	59	2.5	13	0	20	10	1	9	67	2.8
00	Olivia Thompson	18-0	50	2.8	6-16	.375	4-12	.333	0-0	.000	2	3	5	0.3	3	0	1	4	0	2	16	0.9
32	Elysa Wesolek	16-0	81	5.1	3-10	.300	0-3	.000	1-4	.250	7	12	19	1.2	11	0	0	2	4	3	7	0.4
Team													64	56	120					8		
Total.....		27	5425		780-1773	.440	117-353	.331	399-593	.673	453	839	1292	47.9	413	2	353	386	188	199	2076	76.9
Opponents.....		27	5425		624-1708	.365	108-400	.270	239-364	.657	284	597	881	32.6	522	14	264	392	135	164	1595	59.1

TEAM STATISTICS	SC	OPP	Date	Opponent	Score	Att.
SCORING	2076	1595	11/25/20	COL. OF CHARLESTON	w 119-38	3500
Points per game	76.9	59.1	@ 11/28/20	vs South Dakota	w 81-71	0
Scoring margin	+17.8	-	@ 11/29/20	vs #21/20 Gonzaga	w 79-72	0
FIELD GOALS-ATT	780-1773	624-1708	12/03/20	#8/6 NC STATE	L 46-54	3500
Field goal pct	.440	.365	< 12/06/20	at #23/18 Iowa State	w 83-65	864
3 POINT FG-ATT	117-353	108-400	12/17/20	TEMPLE	w 103-41	3500
3-point FG pct	.331	.270	* 12/31/20	FLORIDA	w 75-59	3500
3-pt FG made per game	4.3	4.0	* 01/04/21	at Alabama	w 77-60	637
FREE THROWS-ATT	399-593	239-364	* 01/10/21	at #10/8 Kentucky	w 75-70	1200
Free throw pct	.673	.657	* 01/14/21	at Vanderbilt	w 106-43	24
F-Throws made per game	14.8	8.9	* 01/18/21	#15/16 ARKANSAS	w 104-82	3500
REBOUNDS	1292	881	* 01/21/21	#22/23 GEORGIA	w 62-50	3500
Rebounds per game	47.9	32.6	* 01/24/21	at LSU	w 69-65	918
Rebounding margin	+15.2	-	* 01/28/21	at #21/19 Mississippi State	w 75-52	1000
ASSISTS	353	264	* 01/31/21	ALABAMA	w 87-63	3500
Assists per game	13.1	9.8	* 02/04/21	at Auburn	w 77-58	608
TURNOVERS	386	392	02/08/21	at #2/5 UConn	Lot 59-63	0
Turnovers per game	14.3	14.5	* 02/11/21	MISSOURI	w 77-62	3500
Turnover margin	+0.2	-	* 02/14/21	LSU	w 66-59	3500
Assist/turnover ratio	0.9	0.7	* 02/18/21	at #21/21 Tennessee	L 67-75	2512
STEALS	199	164	* 02/21/21	#17/17 KENTUCKY	w 76-55	3500
Steals per game	7.4	6.1	* 02/25/21	OLE MISS	w 68-43	3500
BLOCKS	188	135	* 02/28/21	at #3/3 Texas A&M	L 57-65	2700
Blocks per game	7.0	5.0	^ 03/05/21	vs Alabama	w 75-63	2409
ATTENDANCE	38500	18406	^ 03/06/21	vs #14/16 Tennessee	w 67-52	2662
Home games-Avg/Game	11-3500	10-1046	^ 03/07/21	vs #16/21 Georgia	w 67-62	2872
Neutral site-Avg/Game	-	6-1324	\$ 03/21/21	vs Mercer	w 79-53	0

Score by Periods	1st	2nd	3rd	4th	OT	Totals
#6/5 South Carolina	536	475	587	473	5	2076
Opponents	370	367	448	401	9	1595

@ = Bad Boy Mowers Crossover Classic (Sioux Falls, S.D.)

< = SEC/Big 12 Challenge

* = SEC game

^ = SEC Tournament (Greenville, S.C.)

CONFERENCE GAMES ONLY

2020-21 South Carolina Basketball South Carolina Combined Team Statistics (as of Feb 28, 2021) Conference games only

RECORD:	OVERALL	HOME	AWAY	NEUTRAL
ALL GAMES	14-2	8-0	6-2	0-0
CONFERENCE	14-2	8-0	6-2	0-0
NON-CONFERENCE	0-0	0-0	0-0	0-0

#	Player	gp-gs	min	avg	Total		3-Point		F-Throw		Rebounds				pf	dq	a	to	blk	stl	pts	avg
					fg-fga	fg%	3fg-fga	3fg%	ft-fta	ft%	off	def	tot	avg								
01	Zia Cooke	16-16	499	31.2	91-243	.374	15-59	.254	52-68	.765	7	37	44	2.8	22	0	30	36	1	16	249	15.6
04	Aliyah Boston	16-16	480	30.0	83-165	.503	6-25	.240	40-54	.741	62	134	196	12.3	43	0	27	27	57	17	212	13.3
03	Destanni Henderson	16-16	551	34.4	74-164	.451	21-50	.420	23-26	.885	14	60	74	4.6	17	0	89	44	1	24	192	12.0
05	Victoria Saxton	16-16	368	23.0	63-115	.548	0-0	.000	26-46	.565	45	51	96	6.0	32	0	4	16	22	23	152	9.5
12	Brea Beal	16-15	398	24.9	50-107	.467	10-31	.323	19-30	.633	20	58	78	4.9	29	0	14	16	10	14	129	8.1
24	LeLe Grissett	16-1	314	19.6	42-90	.467	1-2	.500	26-40	.650	39	26	65	4.1	34	0	13	27	11	7	111	6.9
15	Laeticia Amihere	16-0	279	17.4	36-97	.371	0-3	.000	20-36	.556	33	40	73	4.6	31	0	13	40	17	15	92	5.8
11	Destiny Littleton	13-0	149	11.5	11-25	.440	7-15	.467	8-10	.800	3	28	31	2.4	6	0	10	7	1	6	37	2.8
02	Eniya Russell	16-0	94	5.9	10-38	.263	2-13	.154	12-20	.600	1	13	14	0.9	13	0	3	9	2	6	34	2.1
00	Olivia Thompson	11-0	25	2.3	2-6	.333	2-5	.400	0-0	.000	0	3	3	0.3	2	0	1	2	0	2	6	0.5
32	Elysa Wesolek	10-0	43	4.3	2-7	.286	0-2	.000	0-0	.000	3	6	9	0.9	5	0	0	2	0	1	4	0.4
Team												37	36	73						5		
Total.....		16	3200		464-1057	.439	64-205	.312	226-330	.685	264	492	756	47.2	234	0	204	231	122	131	1218	76.1
Opponents.....		16	3200		375-1011	.371	66-210	.314	145-216	.671	162	363	525	32.8	302	7	145	233	78	101	961	60.1

TEAM STATISTICS	SC	OPP	Date	Opponent	Score	Att.
SCORING	1218	961	* 12/31/20	FLORIDA	w 75-59	3500
Points per game	76.1	60.1	* 01/04/21	at Alabama	w 77-60	637
Scoring margin	+16.1	-	* 01/10/21	at #10/8 Kentucky	w 75-70	1200
FIELD GOALS-ATT	464-1057	375-1011	* 01/14/21	at Vanderbilt	w 106-43	24
Field goal pct	.439	.371	* 01/18/21	#15/16 ARKANSAS	w 104-82	3500
3 POINT FG-ATT	64-205	66-210	* 01/21/21	#22/23 GEORGIA	w 62-50	3500
3-point FG pct	.312	.314	* 01/24/21	at LSU	w 69-65	918
3-pt FG made per game	4.0	4.1	* 01/28/21	at #21/19 Mississippi State	w 75-52	1000
FREE THROWS-ATT	226-330	145-216	* 01/31/21	ALABAMA	w 87-63	3500
Free throw pct	.685	.671	* 02/04/21	at Auburn	w 77-58	608
F-Throws made per game	14.1	9.1	* 02/11/21	MISSOURI	w 77-62	3500
REBOUNDS	756	525	* 02/14/21	LSU	w 66-59	3500
Rebounds per game	47.2	32.8	* 02/18/21	at #21/21 Tennessee	L 67-75	2512
Rebounding margin	+14.4	-	* 02/21/21	#17/17 KENTUCKY	w 76-55	3500
ASSISTS	204	145	* 02/25/21	OLE MISS	w 68-43	3500
Assists per game	12.8	9.1	* 02/28/21	at #3/3 Texas A&M	L 57-65	2700
TURNOVERS	231	233				
Turnovers per game	14.4	14.6				
Turnover margin	+0.1	-				
Assist/turnover ratio	0.9	0.6				
STEALS	131	101				
Steals per game	8.2	6.3				
BLOCKS	122	78				
Blocks per game	7.6	4.9				
ATTENDANCE	28000	9599				
Home games-Avg/Game	8-3500	8-1200				
Neutral site-Avg/Game	-	0-0				

@ = Bad Boy Mowers Crossover Classic (Sioux Falls, S.D.)
< = SEC/Big 12 Challenge
* = SEC game

Score by Periods	1st	2nd	3rd	4th	Totals
South Carolina	293	290	333	302	1218
Opponents	220	208	283	250	961

VS. RANKED OPPONENTS

2020-21 South Carolina Basketball South Carolina Combined Team Statistics (as of Mar 07, 2021) vs. Ranked Teams

RECORD:	OVERALL	HOME	AWAY	NEUTRAL
ALL GAMES	9-4	3-1	3-3	3-0
CONFERENCE	5-2	3-0	2-2	0-0
NON-CONFERENCE	4-2	0-1	1-1	3-0

#	Player	gp-gs	min	Total		3-Point		F-Throw		Rebounds				pf	dq	a	to	blk	stl	pts	avg	
				fg-fga	fg%	3fg-fga	3fg%	ft-fta	ft%	off	def	tot	avg									
04	Aliyah Boston	13-13	412	31.7	73-144	.507	8-26	.308	37-49	.755	53	101	154	11.8	41	0	19	27	43	14	191	14.7
01	Zia Cooke	13-13	425	32.7	63-192	.328	16-47	.340	42-52	.808	7	35	42	3.2	18	0	26	30	0	8	184	14.2
03	Destanni Henderson	13-13	475	36.5	64-165	.388	16-43	.372	23-33	.697	14	48	62	4.8	15	0	58	46	2	9	167	12.8
12	Brea Beal	13-12	359	27.6	36-88	.409	8-21	.381	21-28	.750	18	48	66	5.1	22	0	7	20	11	14	101	7.8
05	Victoria Saxton	13-13	287	22.1	33-63	.524	0-0	.000	18-30	.600	32	43	75	5.8	38	0	5	20	13	10	84	6.5
24	Lele Grissett	12-1	236	19.7	28-63	.444	0-1	.000	14-30	.467	24	18	42	3.5	30	1	8	16	7	7	70	5.8
15	Laeticia Amihere	13-0	228	17.5	31-84	.369	0-4	.000	12-19	.632	27	36	63	4.8	27	1	15	22	13	11	74	5.7
02	Eniya Russell	10-0	61	6.1	8-24	.333	2-9	.222	6-10	.600	1	5	6	0.6	10	0	1	8	2	0	24	2.4
11	Destiny Littleton	12-0	112	9.3	5-16	.313	3-9	.333	5-8	.625	4	21	25	2.1	5	0	9	3	0	4	18	1.5
00	Olivia Thompson	8-0	10	1.3	1-2	.500	1-2	.500	0-0	.000	1	0	1	0.1	0	0	1	3	0	1	3	0.4
32	Elysa Wesolek	6-0	20	3.3	0-2	.000	0-2	.000	1-2	.500	3	3	6	1.0	5	0	0	1	1	1	1	0.2
Team											34	27	61				3					
Total.....		13	2625		342-843	.406	54-164	.329	179-261	.686	218	385	603	46.4	211	2	149	199	92	79	917	70.5
Opponents.....		13	2625		323-831	.389	51-188	.271	120-176	.682	146	304	450	34.6	243	7	147	183	84	83	817	62.8

TEAM STATISTICS	SC	OPP	Date	Opponent	Score	Att.
SCORING	917	817	@ 11/29/20	vs #21/20 Gonzaga	W 79-72	0
Points per game	70.5	62.8	12/03/20	#8/6 NC STATE	L 46-54	3500
Scoring margin	+7.7	-	< 12/06/20	at #23/18 Iowa State	W 83-65	864
FIELD GOALS-ATT	342-843	323-831	* 01/10/21	at #10/8 Kentucky	W 75-70	1200
Field goal pct	.406	.389	* 01/18/21	#15/16 ARKANSAS	W 104-82	3500
3 POINT FG-ATT	54-164	51-188	* 01/21/21	#22/23 GEORGIA	W 62-50	3500
3-point FG pct	.329	.271	* 01/28/21	at #21/19 Mississippi State	W 75-52	1000
3-pt FG made per game	4.2	3.9	02/08/21	at #2/5 UConn	Lot 59-63	0
FREE THROWS-ATT	179-261	120-176	* 02/18/21	at #21/21 Tennessee	L 67-75	2512
Free throw pct	.686	.682	* 02/21/21	#17/17 KENTUCKY	W 76-55	3500
F-Throws made per game	13.8	9.2	* 02/28/21	at #3/3 Texas A&M	L 57-65	2700
REBOUNDS	603	450	^ 03/06/21	vs #14/16 Tennessee	W 67-52	2662
Rebounds per game	46.4	34.6	^ 03/07/21	vs #16/21 Georgia	W 67-62	2872
Rebounding margin	+11.8	-				
ASSISTS	149	147		@ = Bad Boy Mowers Crossover Classic (Sioux Falls, S.D.)		
Assists per game	11.5	11.3		< = SEC/Big 12 Challenge		
TURNOVERS	199	183		* = SEC game		
Turnovers per game	15.3	14.1		^ = SEC Tournament (Greenville, S.C.)		
Turnover margin	-1.2	-				
Assist/turnover ratio	0.7	0.8				
STEALS	79	83				
Steals per game	6.1	6.4				
BLOCKS	92	84				
Blocks per game	7.1	6.5				
ATTENDANCE	14000	13810				
Home games-Avg/Game	4-3500	6-1379				
Neutral site-Avg/Game	-	3-1845				

Score by Periods	1st	2nd	3rd	4th	OT	Totals
South Carolina	233	212	257	210	5	917
Opponents	197	181	224	206	9	817

SEC TOURNAMENT

2020-21 South Carolina Basketball South Carolina Combined Team Statistics (as of Mar 07, 2021) SEC Tournament

RECORD:	OVERALL	HOME	AWAY	NEUTRAL
ALL GAMES	3-0	0-0	0-0	3-0
CONFERENCE	0-0	0-0	0-0	0-0
NON-CONFERENCE	3-0	0-0	0-0	3-0

#	Player	gp-gs	min	avg	Total		3-Point		F-Throw		Rebounds				pf	dq	a	to	blk	stl	pts	avg
					fg-fga	fg%	3fg-fga	3fg%	ft-fa	ft%	off	def	tot	avg								
04	Aliyah Boston	3-3	102	34.0	19-32	.594	3-3	1.000	17-21	.810	12	22	34	11.3	11	0	5	5	7	5	58	19.3
03	Destanni Henderson	3-3	109	36.3	19-44	.432	7-15	.467	4-6	.667	3	15	18	6.0	3	0	13	13	2	1	49	16.3
01	Zia Cooke	3-3	105	35.0	17-42	.405	5-9	.556	8-10	.800	2	5	7	2.3	6	0	3	8	0	3	47	15.7
24	LeLe Grissett	3-0	62	20.7	8-20	.400	0-1	.000	0-0	.000	4	6	10	3.3	7	0	5	7	1	3	16	5.3
12	Brea Beal	3-3	97	32.3	4-16	.250	0-4	.000	5-6	.833	3	10	13	4.3	8	0	2	3	5	3	13	4.3
05	Victoria Saxton	3-3	64	21.3	5-12	.417	0-0	.000	2-3	.667	5	3	8	2.7	9	0	2	6	1	4	12	4.0
15	Laeticia Amihere	3-0	34	11.3	4-12	.333	0-0	.000	2-2	1.000	2	10	12	4.0	5	0	1	2	1	0	10	3.3
32	Elysa Wesolek	1-0	3	3.0	0-0	.000	0-0	.000	1-2	.500	0	0	0	0.0	0	0	0	0	0	1	1	1.0
11	Destiny Littleton	3-0	18	6.0	0-1	.000	0-1	.000	3-4	.750	0	1	1	0.3	1	0	2	0	0	0	3	1.0
00	Olivia Thompson	1-0	1	1.0	0-0	.000	0-0	.000	0-0	.000	0	0	0	0.0	0	0	0	0	0	0	0	0.0
02	Eniya Russell	2-0	5	2.5	0-0	.000	0-0	.000	0-0	.000	0	1	1	0.5	0	0	0	1	0	0	0	0.0
Team											10	6	16									
Total.....		3	600		76-179	.425	15-33	.455	42-54	.778	41	79	120	40.0	50	0	33	45	17	20	209	69.7
Opponents.....		3	600		68-173	.393	12-39	.308	29-39	.744	30	63	93	31.0	51	2	31	52	17	17	177	59.0

TEAM STATISTICS	SC	OPP	Date	Opponent	Score	Att.
SCORING	209	177	^ 03/05/21	vs Alabama	w 75-63	0
Points per game	69.7	59.0	^ 03/06/21	vs #14/16 Tennessee	w 67-52	2662
Scoring margin	+10.7	-	03/07/21	vs #16/21 Georgia	w 67-62	2872
FIELD GOALS-ATT	76-179	68-173	@ = Bad Boy Mowers Crossover Classic (Sioux Falls, S.D.)			
Field goal pct	.425	.393	< = SEC/Big 12 Challenge			
3 POINT FG-ATT	15-33	12-39	* = SEC game			
3-point FG pct	.455	.308	^ = SEC Tournament (Greenville, S.C.)			
3-pt FG made per game	5.0	4.0				
FREE THROWS-ATT	42-54	29-39				
Free throw pct	.778	.744				
F-Throws made per game	14.0	9.7				
REBOUNDS	120	93				
Rebounds per game	40.0	31.0				
Rebounding margin	+9.0	-				
ASSISTS	33	31				
Assists per game	11.0	10.3				
TURNOVERS	45	52				
Turnovers per game	15.0	17.3				
Turnover margin	+2.3	-				
Assist/turnover ratio	0.7	0.6				
STEALS	20	17				
Steals per game	6.7	5.7				
BLOCKS	17	17				
Blocks per game	5.7	5.7				
ATTENDANCE	0	5534				
Home games-Avg/Game	0-0	0-0				
Neutral site-Avg/Game	-	3-1845				

Score by Periods	1st	2nd	3rd	4th	Totals
South Carolina	72	44	56	37	209
Opponents	42	44	43	48	177

GAMES WON

2020-21 South Carolina Basketball #6/5 South Carolina Combined Team Statistics (as of Mar 21, 2021) Games won

RECORD:	OVERALL	HOME	AWAY	NEUTRAL
ALL GAMES	23-0	10-0	7-0	6-0
CONFERENCE	14-0	8-0	6-0	0-0
NON-CONFERENCE	9-0	2-0	1-0	6-0

#	Player	gp-gs	min	avg	Total		3-Point		F-Throw		Rebounds					a	to	blk	stl	pts	avg	
					fg-fga	fg%	3fg-fga	3fg%	ft-fa	ft%	off	def	tot	avg	pf							dq
01	Zia Cooke	23-23	717	31.2	133-324	.410	33-81	.407	75-98	.765	11	49	60	2.6	32	0	46	56	1	23	374	16.3
04	Aliyah Boston	23-23	680	29.6	124-236	.525	10-32	.313	64-86	.744	94	176	270	11.7	62	0	41	36	67	28	322	14.0
03	Destanni Henderson	23-23	758	33.0	106-228	.465	31-70	.443	41-54	.759	17	98	115	5.0	24	0	118	59	4	30	284	12.3
05	Victaria Saxton	23-22	527	22.9	95-164	.579	0-0	.000	43-70	.614	62	75	137	6.0	48	0	11	31	34	30	233	10.1
12	Brea Beal	23-22	586	25.5	68-153	.444	14-43	.326	27-48	.563	34	75	109	4.7	47	0	25	22	16	18	177	7.7
24	Lele Grissett	21-1	404	19.2	59-119	.496	1-3	.333	31-51	.608	51	44	95	4.5	41	0	26	36	15	12	150	7.1
15	Laeticia Amihere	23-1	408	17.7	55-144	.382	0-7	.000	42-68	.618	48	70	118	5.1	49	1	20	52	21	16	152	6.6
11	Destiny Littleton	21-0	251	12.0	17-47	.362	9-28	.321	24-30	.800	5	48	53	2.5	11	0	20	9	1	8	67	3.2
02	Eniya Russell	21-0	139	6.6	21-54	.389	4-17	.235	19-31	.613	2	19	21	1.0	18	0	7	13	2	8	65	3.1
00	Olivia Thompson	16-0	50	3.1	6-16	.375	4-12	.333	0-0	.000	2	3	5	0.3	3	0	1	3	0	1	16	1.0
32	Elysa Wesolek	15-0	80	5.3	3-10	.300	0-3	.000	1-4	.250	6	12	18	1.2	11	0	0	1	4	3	7	0.5
Team											54	47	101				8					
Total.....		23	4600		687-1495	.460	106-296	.358	367-540	.680	386	716	1102	47.9	346	1	315	326	165	177	1847	80.3
Opponents.....		23	4600		523-1446	.362	96-353	.272	196-301	.651	237	476	713	31.0	459	13	216	339	109	137	1338	58.2

GAMES LOST

2020-21 South Carolina Basketball South Carolina Combined Team Statistics (as of Feb 28, 2021) Games lost

RECORD:	OVERALL	HOME	AWAY	NEUTRAL
ALL GAMES	0-4	0-1	0-3	0-0
CONFERENCE	0-2	0-0	0-2	0-0
NON-CONFERENCE	0-2	0-1	0-1	0-0

#	Player	gp-gs	min	avg	Total		3-Point		F-Throw		Rebounds					a	to	blk	stl	pts	avg	
					fg-fga	fg%	3fg-fga	3fg%	ft-fa	ft%	off	def	tot	avg	pf							dq
04	Aliyah Boston	4-4	142	35.5	23-54	.426	2-11	.182	6-8	.750	18	33	51	12.8	13	0	4	8	7	3	54	13.5
01	Zia Cooke	4-4	139	34.8	18-70	.257	4-20	.200	12-14	.857	2	15	17	4.3	5	0	8	10	0	3	52	13.0
03	Destanni Henderson	4-4	153	38.2	18-57	.316	4-13	.308	3-7	.429	6	13	19	4.8	5	0	21	16	1	4	43	10.8
12	Brea Beal	4-4	113	28.3	11-30	.367	1-6	.167	3-4	.750	4	19	23	5.8	6	0	1	8	3	4	26	6.5
15	Laeticia Amihere	4-0	68	17.0	9-27	.333	0-2	.000	1-3	.333	9	12	21	5.3	5	0	4	7	6	2	19	4.8
24	Lele Grissett	4-0	75	18.8	8-15	.533	0-0	.000	2-8	.250	6	4	10	2.5	14	1	0	2	1	2	18	4.5
05	Victaria Saxton	4-4	82	20.5	5-13	.385	0-0	.000	3-5	.600	10	11	21	5.3	14	0	0	4	4	2	13	3.3
02	Eniya Russell	3-0	25	8.3	1-9	.111	0-3	.000	2-4	.500	0	2	2	0.7	3	0	0	2	1	0	4	1.3
32	Elysa Wesolek	1-0	1	1.0	0-0	.000	0-0	.000	0-0	.000	1	0	1	1.0	0	0	0	1	0	0	0	0.0
11	Destiny Littleton	3-0	27	9.0	0-3	.000	0-2	.000	0-0	.000	1	5	6	2.0	2	0	0	1	0	1	0	0.0
00	Olivia Thompson	2-0	0	0.0	0-0	.000	0-0	.000	0-0	.000	0	0	0	0.0	0	0	0	1	0	1	0	0.0
Team											10	9	19									
Total.....		4	825		93-278	.335	11-57	.193	32-53	.604	67	123	190	47.5	67	1	38	60	23	22	229	57.2
Opponents.....		4	825		101-262	.385	12-47	.255	43-63	.683	47	121	168	42.0	63	1	48	53	26	27	257	64.2

#6/5 South Carolina Team Game-by-Game Comparison (as of Mar 21, 2021)

All games

Opponent	1st	2nd	Score	Mar	Total FG	FG Pct	3-Pointers	3FG Pct	Free Throws	FT Pct	Rebounds	Assist	T/Over	Block	Steal	Fouls
COL. OF CHARLESTON	62/20	57/18	119-38	+81	42-71/13-74	.592/.176	4-13/1-23	.308/.043	31-47/11-24	.660/.458	73/28	19/0	15/18	13/3	12/6	20/31
South Dakota	37/37	44/34	81-71	+10	30-72/29-67	.417/.433	5-14/2-16	.357/.125	16-29/11-20	.552/.550	45/37	14/15	9/8	5/3	6/5	22/25
#21/20 Gonzaga	38/34	41/38	79-72	+7	26-54/29-55	.481/.527	2-5/9-19	.400/.474	25-41/5-13	.610/.365	36/29	12/20	12/15	4/5	6/4	17/32
#8/6 NC STATE	20/21	26/33	46-54	(8)	20-74/20-68	.270/.294	2-12/4-17	.167/.235	4-11/10-12	.364/.833	54/49	9/10	11/9	6/7	2/2	15/12
#23/18 Iowa State	44/30	39/35	83-65	+18	30-63/23-62	.476/.371	13-26/5-27	.500/.185	10-13/14-16	.769/.875	50/24	21/8	19/10	6/5	1/8	21/10
TEMPLE	44/25	59/16	103-41	+62	39-73/14-60	.534/.233	8-22/4-23	.364/.174	17-25/9-13	.680/.692	54/30	22/6	6/18	7/5	10/1	8/19
FLORIDA	39/18	36/41	75-59	+16	31-79/24-65	.392/.369	3-16/7-17	.188/.412	10-12/4-11	.833/.364	51/39	19/11	15/21	10/2	12/3	14/14
Alabama	37/26	40/34	77-60	+17	31-74/22-56	.419/.333	3-8/4-16	.375/.250	12-24/12-19	.500/.632	55/31	9/9	13/12	4/5	7/5	14/21
#10/8 Kentucky	32/41	43/29	75-70	+5	30-64/28-74	.469/.378	2-4/3-20	.500/.150	13-21/11-12	.619/.917	46/31	6/10	18/13	10/7	6/12	13/20
Vanderbilt	49/13	57/30	106-43	+63	42-76/19-65	.553/.292	7-17/2-8	.412/.250	15-25/3-9	.600/.333	60/28	19/3	12/19	9/2	10/7	12/18
#15/16 ARKANSAS	42/37	62/45	104-82	+22	40-74/32-71	.541/.451	8-15/7-13	.533/.538	16-22/11-14	.727/.786	50/29	21/10	13/9	10/6	4/6	16/19
#22/23 GEORGIA	30/18	32/32	62-50	+12	22-62/22-65	.355/.338	2-11/1-5	.182/.200	16-24/5-8	.667/.625	47/37	10/13	20/23	14/7	14/5	15/20
LSU	23/25	46/40	69-65	+4	27-57/25-60	.474/.417	2-15/2-6	.133/.333	13-25/13-17	.520/.765	39/33	16/4	16/17	3/1	8/7	15/22
#21/19 Mississippi State	36/23	39/29	75-52	+23	27-66/22-65	.409/.338	2-13/3-14	.154/.214	19-22/5-15	.864/.333	51/38	12/9	13/15	4/6	9/6	14/20
ALABAMA	40/41	47/22	87-63	+24	31-61/24-66	.508/.364	6-10/7-21	.600/.333	19-20/8-12	.950/.667	43/30	15/9	13/13	8/4	10/6	15/21
Auburn	47/18	30/40	77-58	+19	31-63/23-66	.492/.348	6-12/7-15	.500/.467	9-14/5-10	.643/.500	51/29	15/11	17/9	6/3	4/7	12/15
#25 UConn	24/24	30/30	59-63	(4)	25-68/29-73	.368/.397	1-9/2-15	.111/.133	8-15/3-8	.533/.375	52/39	7/15	21/17	4/8	3/11	15/19
MISSOURI	36/36	41/26	77-62	+15	29-61/23-58	.475/.397	4-15/8-21	.267/.381	15-21/8-10	.714/.800	38/30	10/6	8/11	8/3	6/5	13/21
LSU	34/22	32/37	66-59	+7	23-61/23-61	.377/.377	4-13/2-9	.308/.222	16-25/11-15	.640/.733	49/32	10/10	20/17	10/10	10/9	16/19
#21/21 Tennessee	37/25	30/50	67-75	(8)	26-68/26-60	.382/.433	3-14/3-8	.214/.375	12-16/20-28	.750/.714	40/40	-	11/14	13/13	5/5	8/6
#17/17 KENTUCKY	34/30	42/25	76-55	+21	28-65/20-57	.431/.351	4-11/5-18	.364/.278	16-24/10-11	.667/.909	49/30	10/12	11/12	6/8	5/4	15/21
OLE MISS	33/20	35/23	68-43	+25	24-58/16-61	.414/.282	3-9/2-12	.333/.167	17-24/9-10	.708/.900	43/28	10/5	14/15	7/3	9/5	13/19
#3/3 Texas A&M	34/35	23/30	57-65	(8)	22-68/26-61	.324/.426	5-22/3-7	.227/.429	8-11/10-15	.727/.667	44/40	11/9	15/14	8/6	9/8	17/12
Alabama	42/26	33/37	75-63	+12	30-62/22-53	.484/.415	5-11/6-14	.455/.429	10-13/13-15	.769/.867	36/29	14/14	12/19	2/3	8/6	17/13
#14/16 Tennessee	39/25	28/27	67-62	+15	23-63/20-55	.365/.364	7-16/2-14	.438/.143	14-16/10-15	.875/.667	44/33	14/8	13/18	5/8	7/5	19/19
#16/21 Georgia	35/35	32/27	67-62	+5	23-54/26-65	.426/.400	3-6/4-11	.500/.364	18-25/6-9	.720/.667	40/31	5/9	20/15	10/6	5/6	14/19
Mercer	43/32	36/21	79-53	+26	28-62/24-65	.452/.369	3-14/3-11	.214/.273	20-28/2-3	.714/.667	52/27	12/14	17/12	4/4	8/9	11/21

Note: Game totals are displayed in the format TEAM/OPPONENT for each category

2020-21 South Carolina Basketball
#6/5 South Carolina Points-Rebounds-Assists (as of Mar 21, 2021)
All games

Opponent	Date	Score		00	01	02	03	04	05	11	12	15	24	32
				THOMPSON,	COOKE,ZIA	RUSSELL,EN	HENDERSON	BOSTON,ALI	SAXTON,VIC	LITTLETON,	BEAL,BREA	AMIHERE,LA	GRISSETT,L	WESOLEK,E
CC	11/25/20	119-38	w	5-0-0	18-1-3	14-4-2	11-6-5	11-12-1	19-12-2	7-8-0	8-2-1	11-11-2	13-10-3	2-4-0
vs SD	11/28/20	81-71	w	3-0-0	19-5-1	2-0-1	19-9-3	12-8-4	4-3-0	0-0-0	3-5-3	11-9-1	8-5-1	0-1-0
vs Gonz	11/29/20	79-72	w	DNP	16-4-4	DNP	23-3-2	10-5-0	9-6-1	1-1-1	12-7-1	6-4-2	2-2-1	DNP
NCSU	12/03/20	46-54	L	0-0-0	11-5-1	0-0-0	2-7-6	9-9-0	0-3-0	0-2-0	5-4-0	11-15-2	8-3-0	DNP
at IowaSt	12/06/20	83-65	w	0-1-0	19-1-4	8-1-0	12-4-7	13-15-3	9-9-1	5-7-3	13-4-2	4-2-1	DNP	0-2-0
Temple	12/17/20	103-41	w	2-1-0	23-3-4	11-3-1	8-3-7	14-9-1	16-7-0	6-4-2	5-3-3	11-3-1	7-7-3	0-3-0
UF	12/31/20	75-59	w	0-2-0	26-3-5	0-1-0	2-7-9	28-16-1	9-12-0	DNP	4-1-2	2-3-2	4-2-0	0-0-0
at Bama	01/04/21	77-60	w	0-0-0	18-3-2	0-0-0	20-8-5	5-10-0	15-6-0	DNP	8-10-0	3-5-0	8-4-2	0-0-0
at UK	01/10/21	75-70	w	0-0-0	7-3-1	3-1-0	22-8-3	20-12-1	7-2-0	0-0-0	2-6-0	10-4-1	4-3-0	DNP
at Vandy	01/14/21	106-43	w	3-1-0	9-2-2	6-3-1	12-7-9	9-10-2	20-2-1	8-3-2	17-3-1	11-8-1	7-12-0	4-1-0
Ark	01/18/21	104-82	w	DNP	9-3-3	3-1-1	14-2-10	26-16-3	10-4-0	7-5-1	22-4-1	6-1-2	7-8-0	DNP
UGA	01/21/21	62-50	w	0-0-1	16-2-0	0-0-0	2-4-3	16-11-2	9-11-0	1-5-1	9-7-1	4-2-1	5-0-1	0-2-0
at LSU	01/24/21	69-65	w	DNP	11-1-0	0-0-1	16-5-8	20-14-0	4-5-0	0-1-0	10-4-4	0-2-0	8-3-3	DNP
at MSU	01/28/21	75-52	w	3-0-0	19-3-3	2-1-0	6-4-2	6-12-0	13-11-2	2-0-2	6-5-0	7-7-2	11-5-1	0-0-0
Bama	01/31/21	87-63	w	0-0-0	21-2-0	4-3-0	14-6-7	6-13-6	10-1-0	8-3-2	11-6-0	7-1-0	6-4-0	0-0-0
at AUB	02/04/21	77-58	w	0-0-0	17-2-2	3-1-0	4-4-9	14-8-1	11-7-0	6-4-2	6-5-1	6-9-0	10-4-0	0-3-0
at UConn	02/08/21	59-63	L	DNP	11-4-3	DNP	11-5-3	17-15-1	5-8-0	0-1-0	8-10-0	4-2-0	3-3-0	DNP
Mizzou	02/11/21	77-62	w	0-0-0	15-2-1	1-0-0	11-4-3	11-12-1	10-6-0	5-1-0	9-4-3	6-6-0	9-1-2	0-1-0
LSU	02/14/21	66-59	w	DNP	13-4-4	4-0-0	19-2-3	12-13-2	8-5-0	0-4-0	4-3-0	6-5-0	0-4-1	DNP
at UT	02/18/21	67-75	L	0-0-0	15-3-2	4-2-0	15-3-6	17-16-1	6-6-0	DNP	4-1-0	4-3-2	2-1-0	0-1-0
KY	02/21/21	76-55	w	0-0-0	21-5-2	4-0-0	14-2-2	4-11-3	8-6-1	0-1-0	0-2-0	12-13-1	13-6-1	0-1-0
OM	02/25/21	68-43	w	DNP	17-1-1	0-1-0	6-4-4	7-11-2	10-8-0	0-1-0	8-9-0	8-3-1	12-5-2	DNP
at TAM	02/28/21	57-65	L	DNP	15-5-2	0-0-0	15-4-6	11-11-2	2-4-0	0-3-0	9-8-1	0-1-0	5-3-0	DNP
vs Bama	03/05/21	75-63	w	DNP	22-3-2	0-1-0	18-2-5	16-13-2	6-3-2	1-1-1	2-5-1	4-3-0	6-2-1	DNP
vs TN	03/06/21	67-52	w	0-0-0	17-4-1	0-0-0	13-7-5	15-11-3	3-2-0	2-0-1	4-4-0	4-7-0	8-4-4	1-0-0
vs GA	03/07/21	67-62	w	DNP	8-0-0	DNP	18-9-3	27-10-0	3-3-0	0-0-0	7-4-1	2-2-1	2-4-0	DNP
vs Mercer	03/21/21	79-53	w	0-0-0	13-3-1	0-0-0	0-5-4	20-18-3	20-6-1	8-4-2	7-6-0	11-8-1	DNP	0-0-0

SOUTH CAROLINA NCAA HISTORY

1982 • No. 3 Seed in Midwest Region • Sweet 16

Head Coach: Terry Kelly • Final record: 23-8 overall

Date	Opponent	Result	Score	Site	SC Points	SC Rebs.	Opp. Points	Opp. Rebs.
3/14	No. 6 East Carolina	W	79-54	Columbia, S.C.	30-Southers	19-Southers, Foster	14-Denkler	9-Chaney
3/18	vs. No. 2 Kentucky	L	69-73	Ruston, La.	23-Foster	19-Foster	29-Still	13-Still

1986 • No. 7 Seed in Mideast Region • First Round

Head Coach: Nancy Wilson • Final record: 19-11 overall; 9-1 Metro

Date	Opponent	Result	Score	Site	SC Points	SC Rebs.	Opp. Points	Opp. Rebs.
3/12	No. 10 Middle Tenn. St.	L	77-78 (OT)	Columbia, S.C.	24-Southers	18-Gilmore	20-Willbanks	11-Willbanks

1988 • No. 3 Seed in Midwest Region • Second Round

Head Coach: Nancy Wilson • Final record: 23-11 overall; 10-2 Metro

Date	Opponent	Result	Score	Site	SC Points	SC Rebs.	Opp. Points	Opp. Rebs.
3/16	No. 9 Alabama	W	77-63	Columbia, S.C.	21-Middleton	11-Parker	22-Vaughn	12-Heard
3/20	at No. 1 Texas	L	58-77	Austin, Texas	15-Parker	10-Hawkins	19-Wimbish	9-Conwell

1989 • No. 6 Seed in Midwest Region • First Round

Head Coach: Nancy Wilson • Final record: 23-7 overall; 10-2 Metro

Date	Opponent	Result	Score	Site	SC Points	SC Rebs.	Opp. Points	Opp. Rebs.
3/15	No. 11 Tenn. Tech	L	73-77	Columbia, S.C.	31-Hunt	12-Hunt	23-Brown	12-Clayton

1990 • No. 5 Seed in Mideast Region • Sweet 16

Head Coach: Nancy Wilson • Final record: 24-9 overall; 13-1 Metro

Date	Opponent	Result	Score	Site	SC Points	SC Rebs.	Opp. Points	Opp. Rebs.
3/14	No. 12 Bowling Green	W	93-50	Columbia, S.C.	22-Middleton	11-Hunt	15-Thompson	7-Bonner
3/17	at No. 4 Northwestern	W	76-67	Evanston, Ill.	21-Middleton	15-Banner	19-Savage	7-Savage, Kennelly
3/22	vs. No. 1 Washington	L	61-73	Iowa City, Iowa	20-Hunt	10-Hunt	17-Deden	10-Deden

1991 • No. 7 Seed in Mideast Region • First Round

Head Coach: Nancy Wilson • Final record: 22-9 overall; 12-2 Metro

Date	Opponent	Result	Score	Site	SC Points	SC Rebs.	Opp. Points	Opp. Rebs.
3/13	at No. 10 Vanderbilt	L	64-73	Nashville, Tenn.	27-Williams	14-Williams	24-Scholten	16-Scholten

2002 • No. 3 Seed in East Region • Elite Eight

Head Coach: Susan Walvius • Final record: 25-7 overall; 10-4 SEC

Date	Opponent	Result	Score	Site	SC Points	SC Rebs.	Opp. Points	Opp. Rebs.
3/16	No. 14 Liberty	W	69-61	Columbia, S.C.	19-Ujhelyi	14-Penn	19-Walker	9-Foreid
3/18	No. 6 Cincinnati	W	75-56	Columbia, S.C.	21-Geter	10-Geter	13-Sharp, King	8-Wilder
3/23	vs. No. 7 Drake	W	79-65	Raleigh, N.C.	19-Penn, Gortman	8-Penn	20-Bennett	8-Anderson
3/25	vs. No. 1 Duke	L	68-77	Raleigh, N.C.	17-Gortman	9-Penn	24-Beard	7-Beard, Tillis

2003 • No. 5 Seed in East Region • Second Round

Head Coach: Susan Walvius • Final record: 23-8 overall; 9-5 SEC

Date	Opponent	Result	Score	Site	SC Points	SC Rebs.	Opp. Points	Opp. Rebs.
3/23	vs. No. 12 Chattanooga	W	68-54	University Park, Pa.	18-Ciocan	14-Ujhelyi	18-Warfield	7-Patton
3/25	at No. 4 Penn State	L	67-77	University Park, Pa.	21-Penn	9-Penn	27-Mazzante	4-Joseph, Wright

2012 • No. 5 Seed in Fresno Region • Sweet 16

Head Coach: Dawn Staley • Final record: 25-10 overall; 10-6 SEC

Date	Opponent	Result	Score	Site	SC Points	SC Rebs.	Opp. Points	Opp. Rebs.
3/17	vs. No. 12 E. Michigan	W	80-48	W. Lafayette, Ind.	12-Grant	7-Bruner	14-Redditt	12-Watkins
3/19	at No. 4 Purdue	W	72-61	W. Lafayette, Ind.	21-Grant	8-Welch	15-Houser	13-Ostarello
3/25	vs. No. 1 Stanford	L	60-76	Fresno, Calif.	18-Sutton	12-Welch	39-N. Ogwumike	10-Ogwumike, Ogwumike

2013 • No. 4 Seed in Norfolk Region • Second Round**Head Coach:** Dawn Staley • **Final record:** 25-8 overall; 11-5 SEC

Date	Opponent	Result	Score	Site	SC Points	SC Rebs.	Opp. Points	Opp. Rebs.
3/23	vs. No. 13 S. Dakota State	W	74-52	Boulder, Colo.	15-Bruner, Walker	11-Bruner	15-Eide	4-Boever, Dietel, Lingle
3/25	vs. No. 12 Kansas	L	69-75	Boulder, Colo.	16-Bruner, Welch	12-Bruner	27-Engelman	12-Gardner

2014 • No. 1 Seed in Stanford Region • Sweet 16**Head Coach:** Dawn Staley • **Final record:** 29-5 overall; 14-2 SEC

Date	Opponent	Result	Score	Site	SC Points	SC Rebs.	Opp. Points	Opp. Rebs.
3/23	vs. No. 16 CSU Northridge	W	73-58	Seattle, Wash.	24-Mitchell	16-Coates	26-Sharpe	6-Sharpe, Fong
3/25	vs. No. 9 Oregon State	W	78-69	Seattle, Wash.	21-Welch	11-Coates, Welch	21-Weisner	9-Gibson
3/30	vs. No. 4 North Carolina	L	58-65	Palo Alto, Calif.	22-Coates	11-Coates	19-DeShields	9-Mavunga

2015 • No. 1 Seed in Greensboro Region • Final Four**Head Coach:** Dawn Staley • **Final record:** 34-3 overall; 15-1 SEC

Date	Opponent	Result	Score	Site	SC Points	SC Rebs.	Opp. Points	Opp. Rebs.
3/20	No. 16 Savannah State	W	81-48	Columbia, S.C.	15-Wilson	9-Wilson	21-Kalu	8-Davis
3/22	No. 8 Syracuse	W	97-68	Columbia, S.C.	14-Coates, Mitchell	10-Welch	23-Peterson	7-Briana Day
3/27	vs. No. 4 North Carolina	W	67-65	Greensboro, N.C.	18-Cotes, Mitchell	10-Coates	15-Coleman	13-Mavunga
3/29	vs. No. 2 Florida State	W	80-74	Greensboro, N.C.	21-Mitchell	6-Mitchell	13-Romero	7-Romero
4/5	vs. No. 1 Notre Dame	L	65-66	Tampa, Fla.	20-Wilson	14-Welch	22-Loyd	8-Turner

2016 • No. 1 Seed in Sioux Falls Region • Sweet 16**Head Coach:** Dawn Staley • **Final record:** 33-2 overall; 16-0 SEC

Date	Opponent	Result	Score	Site	SC Points	SC Rebs.	Opp. Points	Opp. Rebs.
3/18	No. 16 Jacksonville	W	77-41	Columbia, S.C.	22-Coates	11-Wilson	17-B. Brown	6-Mercer
3/20	No. 9 Kansas State	W	73-47	Columbia, S.C.	20-Mitchell	10-Coates	21-Lewis	9-Lewis
3/25	No. 4 Syracuse	L	72-80	Sioux Falls, S.D.	18-Coates	16-Coates	26-Peterson	13-Briana Day

2017 • No. 1 Seed in Stockton Region • National Champion**Head Coach:** Dawn Staley • **Final record:** 33-4 overall; 14-2 SEC

Date	Opponent	Result	Score	Site	SC Points	SC Rebs.	Opp. Points	Opp. Rebs.
3/17	No. 16 UNC Asheville	W	90-40	Columbia, S.C.	22-Gray	12-Gray	12-Webb	7-Scott, Weaver
3/19	No. 8 Arizona State	W	71-68	Columbia, S.C.	21-Wilson	11-Wilson	20-Brunner	9-Brunner
3/25	vs. No. 12 Quinnipiac	W	100-58	Stockton, Calif.	28-K. Davis	8-Gray	12-Fay, Martucci	4-Fay
3/27	vs. No. 3 Florida State	W	71-64	Stockton, Calif.	23-K. Davis	7-Cliney	16-Romero	10-Slaughter
3/31	vs. No. 2 Stanford	W	62-53	Dallas, Texas	18-Gray	19-Wilson	14-McCall, Smith	14-McCall
4/2	vs. No. 1 Mississippi State	W	67-55	Dallas, Texas	23-Wilson	10-Gray, Wilson	12-Vivians	10-McCowan

2018 • No. 2 Seed in Albany Region • Elite Eight**Head Coach:** Dawn Staley • **Final record:** 29-7 overall; 12-4 SEC

Date	Opponent	Result	Score	Site	SC Points	SC Rebs.	Opp. Points	Opp. Rebs.
3/16	No. 14 NC A&T	W	63-52	Columbia, S.C.	19-Wilson	16-Wilson	21-Green	6-Foy
3/18	No. 10 Virginia	W	66-56	Columbia, S.C.	25-Wilson	11-Wilson	16-Two players	7-Willoughby
3/24	vs. No. 11 Buffalo	W	79-63	Albany, N.Y.	20-Jennings, Wilson	13-Wilson	29-Dillard	4-Oursler
3/26	vs. No. 1 UConn	L	65-94	Albany, N.Y.	27-Wilson	8-Wilson	23-Williams	7-Collier

2019 • No. 4 Seed in Greensboro Region • Sweet 16**Head Coach:** Dawn Staley • **Final record:** 23-10 overall; 13-4 SEC

Date	Opponent	Result	Score	Site	SC Points	SC Rebs.	Opp. Points	Opp. Rebs.
3/22	No. 13 Belmont	W	74-52	Charlotte, N.C.	15-Cooper	9-Jennings	13-Maggard	5-Harmeyer
3/24	No. 5 Florida State	W	72-64	Charlotte, N.C.	20-Herbert Harrigan	7-Jennings	19-Ekhome	18-Gillespie
3/30	No. 1 Baylor	L	68-93	Greensboro, N.C.	16-Herbert Harrigan	5-Herbert Harrigan	25-Richards	14-Cox

Tournament Field:

32 teams 1982, 1984-85; 40 teams 1983, 1986-88; 48 teams 1989-93; 64 teams 1994-present; the 2020 NCAA Tournament was cancelled due to the COVID-19 global pandemic. Opponents listed with regional seed, not national ranking

SOUTH CAROLINA NCAA TOURNAMENT GAME-BY-GAME LINE SCORES (STALEY ERA)

Date	Team	Site	Result	1st	2nd	OT	Total	FG-A	Pct.	3FG-A	Pct.	FT-A	Pct.	Off-Def-Tot	PF	A	TO	Blk	Stl
3/17/12	South Carolina	N	W	39	41	-	80	32-60	.533	5-19	.263	11-14	.786	11-27-38	18	22	17	11	11
	Eastern Michigan			23	25	-	48	16-60	.267	0-3	.000	16-22	.727	16-20-36	12	10	17	3	6
3/19/12	South Carolina	A	W	33	39	-	72	28-57	.491	6-16	.375	10-20	.500	10-20-30	15	11	12	2	11
	Purdue			26	35	-	61	22-56	.393	4-10	.400	13-17	.765	16-24-40	21	16	20	5	6
3/24/12	South Carolina	N	L	30	30	-	60	25-68	.368	4-12	.333	6-10	.600	18-20-38	19	10	11	3	7
3/23/13	South Carolina	N	W	36	40	-	76	28-53	.528	1-1	1.000	19-25	.760	9-27-36	11	15	11	9	5
	South Dakota State			44	30	-	74	25-52	.481	4-11	.364	20-26	.769	8-32-40	13	13	15	5	10
3/25/13	South Carolina	N	L	26	26	-	52	17-52	.327	3-14	.214	15-18	.833	5-23-28	21	6	16	2	10
	Kansas			41	28	-	69	27-72	.375	2-8	.250	13-22	.591	26-21-47	15	9	13	4	9
3/23/14	South Carolina	N	W	42	33	-	75	29-63	.460	5-10	.500	12-18	.667	17-26-43	17	14	15	6	7
	Cal St. Northridge			36	37	-	73	22-50	.440	2-9	.222	27-43	.643	15-37-52	16	17	11	8	1
3/25/14	South Carolina	N	W	26	32	-	58	21-68	.309	5-15	.333	11-15	.733	13-23-36	28	8	5	4	3
	Oregon State			34	44	-	78	20-54	.370	4-6	.667	34-43	.791	16-29-45	18	10	9	2	6
3/30/14	South Carolina	N	L	25	44	-	69	25-65	.385	10-30	.333	9-18	.500	17-23-40	21	15	14	7	5
	North Carolina			21	37	-	58	23-61	.377	4-12	.333	8-10	.800	13-22-35	19	12	13	5	5
3/20/15	South Carolina	H	W	29	36	-	65	24-58	.414	4-14	.286	13-18	.722	11-24-35	15	11	12	4	7
	Savannah State			43	38	-	81	34-53	.642	3-11	.273	10-15	.667	12-21-33	20	23	15	5	10
3/22/15	South Carolina	H	W	30	18	-	48	17-51	.333	2-9	.222	12-19	.632	14-10-24	17	4	15	2	8
	Syracuse			53	44	-	97	32-58	.552	8-19	.421	25-31	.806	9-31-40	19	20	12	4	5
3/22/15	South Carolina	N	W	25	43	-	68	21-63	.333	8-26	.308	18-23	.783	13-22-35	24	8	13	4	3
	North Carolina			29	38	-	67	20-46	.435	7-16	.438	20-28	.714	8-29-37	17	14	15	5	4
3/22/15	South Carolina	N	W	25	40	-	65	23-62	.371	4-13	.308	15-20	.750	13-23-36	22	9	9	4	8
	Syracuse			38	42	-	80	30-49	.612	2-5	.400	18-27	.667	7-21-28	18	14	12	5	6
4/5/15	South Carolina	N	L	41	33	-	74	25-59	.424	8-16	.500	16-21	.762	16-17-33	26	13	12	1	4
	Notre Dame			28	37	-	65	28-65	.431	2-12	.167	7-16	.438	16-29-45	13	13	13	6	7
3/18/16	South Carolina	H	W	32	34	-	66	26-64	.406	2-5	.400	12-14	.857	10-27-37	17	16	10	6	7
	Jacksonville			32	45	-	77	29-64	.453	3-15	.200	16-24	.667	14-30-44	10	13	10	4	14
3/20/16	South Carolina	H	W	21	20	-	41	14-50	.280	4-12	.333	9-9	1.000	5-25-30	23	6	21	5	4
	Kansas State			45	28	-	73	26-60	.433	6-22	.273	15-26	.577	18-29-47	15	11	11	6	9
3/25/16	South Carolina	N	L	26	21	-	47	18-56	.321	2-14	.143	9-13	.692	12-20-32	19	9	16	2	7
	Syracuse			43	29	-	72	28-63	.444	8-32	.250	8-14	.571	15-27-42	23	21	18	5	8
3/17/17	South Carolina	H	W	33	47	-	80	29-76	.382	8-23	.348	14-21	.667	24-23-47	15	7	10	3	5
	UNC Asheville			48	42	-	90	37-65	.569	4-18	.222	12-16	.750	17-28-45	15	20	5	3	10
3/19/17	South Carolina	H	W	22	18	-	40	15-58	.259	5-15	.333	5-8	.625	13-13-26	14	6	14	1	2
	Arizona State			33	38	-	71	22-50	.440	4-12	.333	23-28	.821	7-22-29	20	11	12	5	10
3/25/17	South Carolina	N	W	39	29	-	68	24-59	.407	5-11	.333	15-20	.750	14-22-36	23	14	15	0	8
	Quinnipiac			45	55	-	100	36-59	.610	10-16	.625	18-19	.947	10-25-35	12	21	13	4	8
3/27/17	South Carolina	N	W	27	31	-	58	22-51	.431	6-13	.462	8-10	.800	5-13-18	19	11	17	2	6
	Florida State			40	31	-	71	26-45	.578	3-10	.300	16-20	.800	2-29-31	11	8	18	5	7
3/31/17	South Carolina	N	W	29	35	-	64	26-71	.366	2-15	.133	10-13	.769	18-18-36	18	12	11	1	10
	Stanford			20	42	-	62	23-63	.365	3-13	.231	13-21	.619	20-23-43	11	10	14	5	6
4/2/17	South Carolina	N	W	29	24	-	53	23-62	.371	4-14	.286	3-5	.600	16-25-41	16	13	16	5	8
	Mississippi State			36	31	-	67	25-55	.455	0-3	.000	17-22	.773	13-27-40	14	7	11	8	6
3/16/18	South Carolina	H	W	26	29	-	55	19-55	.345	2-12	.167	15-18	.833	9-18-27	19	8	10	3	4
	NC A&T			39	24	-	63	20-52	.385	4-12	.333	19-22	.864	8-34-42	13	7	19	8	9
3/18/18	South Carolina	H	W	21	31	-	52	17-58	.293	7-17	.412	11-16	.688	9-23-32	17	10	13	3	10
	Virginia			30	36	-	66	23-54	.426	5-13	.385	15-23	.652	11-30-41	16	16	10	5	6
3/24/18	South Carolina	N	W	25	31	-	56	18-57	.316	7-20	.350	13-18	.722	11-20-31	18	10	11	4	4
	Buffalo			40	39	-	79	30-59	.508	1-5	.200	18-20	.900	16-32-48	16	21	26	5	6
3/26/18	South Carolina	N	L	31	32	-	63	24-68	.353	7-24	.292	8-13	.615	9-12-21	19	15	13	2	15
	UConn			33	32	-	65	28-56	.500	1-7	.143	8-13	.615	9-18-27	12	10	13	1	5
3/22/19	South Carolina	H*	W	54	40	-	94	37-63	.587	12-20	.600	8-8	1.000	8-21-29	12	25	7	3	7
	Belmont			29	45	-	74	31-56	.554	5-15	.333	7-11	.636	14-24-38	16	14	14	6	6
3/23/19	South Carolina	H*	W	16	36	-	52	18-52	.346	7-25	.280	9-11	.818	10-12-22	13	11	17	2	3
	Florida State			37	35	-	72	24-56	.429	4-12	.333	20-24	.833	10-23-33	14	12	12	9	5
3/30/19	South Carolina	N	L	30	34	-	64	27-76	.355	3-14	.214	7-11	.636	27-23-50	23	10	13	3	5
	Baylor			23	45	-	68	21-63	.333	4-19	.211	22-27	.815	10-20-30	18	9	11	7	6
3/21/21	South Carolina	N	W	49	44	-	93	37-71	.521	1-4	.250	18-24	.750	19-35-54	20	20	14	9	8
	Mercer			43	36	-	79	28-62	.452	3-14	.214	20-28	.714	21-31-52	11	12	17	4	8
				32	21	-	53	24-65	.369	3-11	.273	2-3	.667	9-18-27	21	14	12	4	9

* - in 2019, the team hosted games at Charlotte's Halton Arena due to the NCAA Men's Basketball Tournament hosting games in Colonial Life Arena.

SOUTH CAROLINA NCAA TOURNAMENT RECORDS

Team

Most Points Scored

Game: 100 vs. Quinnipiac, 3/25/17
Tourn.: 461 in 2017 (6 games)

Fewest Points Scored

Game: 58 vs. North Carolina, 3/30/14
 58 at Texas, 3/20/88
Tourn.: 64 in 1991 (1 game)

Margin of Victory

Game: 43 (93-50) vs. Bowling Green, 3/14/90

Margin of Defeat

Game: 29 (65-94) vs. Connecticut, 3/26/18

Field Goals Made

Game: 37 vs. UNC Asheville, 3/17/17
Tourn.: 169 in 2017 (6 games)

Field Goal Attempts

Game: 72 vs. Kansas, 3/25/13
Tourn.: 337 in 2017 (6 games)

Field Goal Percentage

Game: .642 (34-53) vs. Savannah State, 3/20/15
Tourn.: .526 (144-274) in 2015 (5 games)

3-Point Field Goals Made (Since 1987-88)

Game: 10 vs. Quinnipiac, 3/25/17
Tourn.: 24 in 2017 (6 games)

3-Point Field Goal Attempts (Since 1987-88)

Game: 32 vs. Syracuse, 3/25/16
Tourn.: 69 in 2016 (3 games)

3-Point Field Goal Percentage (Since 1987-88)

Game (Min. 10 3FGA): .625 (10-16) vs. Quinnipiac, 3/25/17
Tourn. (Min. 20 3FGA): .370 (10-27) in 2014 (3 games)

Free Throws Made

Game: 34 vs. Oregon State, 3/25/14
Tourn.: 99 in 2017 (6 games)

Free Throw Attempts

Game: 45 vs. Alabama, 3/16/88
Tourn.: 126 in 2017 (6 games)

Free Throw Percentage

Game (Min. 20 FTA): .900 (18-20) vs. Buffalo, 3/24/18
Tourn. (Min. 30 FTA): .842 (32-38) in 2003

Total Rebounds

Game: 52 vs. Mercer, 3/21/21
 52 vs. Cal State Northridge, 3/23/14
Tourn.: 223 in 2017 (6 games)

Offensive Rebounds (Since 1987-88)

Game: 26 vs. Kansas, 3/25/13
Tourn.: 69 in 2017 (6 games)

Defensive Rebounds (Since 1987-88)

Game: 37 vs. Cal State Northridge, 3/23/14
 37 vs. Kentucky, 3/18/82
Tourn.: 154 in 2017 (6 games)

Assists

Game: 23 vs. Savannah State, 3/20/15
 23 vs. Bowling Green, 3/14/90
Tourn.: 84 in 2015 (5 games)

Blocked Shots

Game: 11 vs. Eastern Michigan, 3/17/12
Tourn.: 30 in 2017 (6 games)

Steals

Game: 16 vs. Drake, 3/23/02
Tourn.: 47 in 2017 (6 games)
 47 in 2002 (4 games)

Individual

Points Scored

Game: 31 by Beth Hunt vs. Tennessee Tech, 3/15/89
Tourn.: 115 by Aja Wilson in 2017 (6 games)
Career: 306 by Aja Wilson, 2015-18 (18 games)

Scoring Average

Tourn. (Min. 2 games): 23.0 by Sheila Foster in 1982 (2 games)
Career (Min. 2 yrs./4 gms.): 21.5 by Beth Hunt, 1989-90 (4 games)

Field Goals Made

Game: 13 by Brantley Southers vs. East Carolina, 3/14/82
Tourn.: 42 by Alisha Gray in 2017 (6 games)
Career: 109 by Aja Wilson, 2015-18 (18 games)

Field Goal Attempts

Game: 23 by Brantley Southers vs. Middle Tennessee State, 3/12/86
Tourn.: 78 by Kaela Davis in 2017 (6 games)
Career: 203 by Aja Wilson, 2015-18 (18 games)

Field Goal Percentage

Game (Min. 10 FGA): .846 (11-13) by Alisha Gray vs. UNC Asheville, 3/1/17
Tourn. (Min. 15 FGA): .750 (21-28) by Alaina Coates in 2016 (3 games)
Career (Min. 30 FGA/2 yrs.): .642 (61-95) by Alaina Coates, 2014-16 (11 games)

3-Point Field Goals Made (Since 1987-88)

Game: 5 by Kaela Davis vs. Quinnipiac, 3/25/17
 5 by Tina Roy vs. Syracuse, 3/25/16
 5 by Karen Middleton at Northwestern, 3/17/90
Tourn.: 10 by Karen Middleton in 1990 (3 games)
Career: 17 by Tiffany Mitchell, 2013-16 (13 games)

3-Point Field Goal Attempts (Since 1987-88)

Game: 15 by Tina Roy vs. Syracuse, 3/25/16
Tourn.: 26 by Tina Roy in 2016 (3 games)
Career: 61 by Tina Roy, 2012-16 (14 games)

3-Point Field Goal Percentage (Since 1987-88)

Game (Min. 5 3FGA): 1.000 (5-5) by Karen Middleton at Northwestern, 3/17/90
Tourn. (Min. 10 3FGA): .625 (10-16) by Karen Middleton in 1990 (3 games)
Career (Min. 20 3FGA/2 yrs.): .407 (11-27) by Kelly Morrone, 2002-03 (6 games)

Free Throws Made

Game: 13 by Tiffany Mitchell vs. CSU Northridge, 3/23/14
Tourn.: 33 by Aja Wilson in 2017 (6 games)
Career: 88 by Aja Wilson, 2015-18 (18 games)

Free Throw Attempts

Game: 17 by Tiffany Mitchell vs. CSU Northridge, 3/23/14
Tourn.: 41 by Aja Wilson in 2017 (6 games)
Career: 113 by Aja Wilson, 2015-18 (18 games)

Free Throw Percentage

Game (Min. 10 FTA):	1.000 (10-10) by Aja Wilson vs. Quinnipiac, 3/25/17 1.000 (10-10) by Alaina Coates vs. North Carolina, 3/27/15
Turn. (Min. 15 FTA):	875 (14-16) by Mikiah Herbert Harrigan in 2019 (3 games)
Career (Min. 20 FTA/2 yrs.):	.844 (27-32) by Mikiah Herbert Harrigan 2017-20 (13 games)

Total Rebounds

Game:	19 by Aja Wilson vs. Stanford, 3/31/17 19 by Sheila Foster vs. Kentucky, 3/18/82 19 by Sheila Foster vs. East Carolina, 3/14/82 19 by Brantley Southers vs. East Carolina, 3/14/82
Turn.:	53 by Aja Wilson in 2017 (6 games)
Career:	153 by Aja Wilson, 2015-18 (18 games)

Rebounding Average

Turn. (Min. 2 games):	19.0 by Sheila Foster in 1982 (2 games)
Career (Min. 2 yrs./4 grms.):	10.5 by Beth Hunt, 1989-90 (4 games)

Offensive Rebounds (Since 1987-88)

Game:	9 by Aliyah Boston vs. Mercer, 3/21/21 9 by Aleighsa Welch vs. Notre Dame, 4/5/15
Turn.:	20 by Aja Wilson in 2017 (6 games)
Career:	50 by Aleighsa Welch, 2012-15 (13 games)

Defensive Rebounds (Since 1987-88)

Game:	15 by Sheila Foster vs. Kentucky, 3/18/82
Turn.:	34 by Aja Wilson in 2018 (4 games)
Career:	204 by Aja Wilson, 2015-18 (18 games)

Assists

Game:	9 by Tyasha Harris vs. Buffalo, 3/24/18 9 by Martha Parker vs. Tennessee Tech, 3/15/89
Turn.:	21 by Tiffany Mitchell in 2015 (5 games) 21 by Cristina Ciocan in 2002 (4 games)
Career:	52 by Tyasha Harris, 2017-present (13 games)

Blocked Shots

Game:	5 by Aja Wilson vs. NC A&T, 3/16/18 5 by Elem Ibiyam vs. Eastern Michigan, 3/17/12
Turn.:	16 by Aja Wilson in 2017 (6 games)
Career:	43 by Aja Wilson, 2015-18 (18 games)

Steals

Game:	6 by Jocelyn Penn vs. Drake, 3/23/02 6 by Monica Williams vs. Alabama, 3/16/88
Turn.:	12 by Bianca Cuevas-Moore in 2017 (6 games)
Career:	24 by Bianca Cuevas-Moore, 2015-19 (16 games)

Opponent Records**Team**

Most Points:	94 by Connecticut, 3/26/18
Fewest Points:	40 by UNC Asheville, 3/1/17
Field Goals Made:	37 by Baylor, 3/30/19 37 by Connecticut, 3/26/18
Field Goal Attempts:	79 by Middle Tennessee State, 3/12/86
FG %age:	.587 (37-63) by Connecticut, 3/26/18
3-Pt. FGs Made:	12 by Connecticut, 3/26/18
3-Pt. FG Attempts:	30 by Oregon State, 3/25/14
3FG %age (Min. 10 3FGA):	.600 (12-20) by Connecticut, 3/26/18
Free Throws Made:	19 by Stanford, 3/24/12
Free Throw Attempts:	25 by Stanford, 3/24/12
FT %age (Min. 20 FTA):	.783 (18-23) by Syracuse, 3/22/15 .783 (18-23) by Vanderbilt, 3/13/91
Rebounds:	54 by Baylor, 3/30/19
Assists:	25 by Connecticut, 3/26/18
Blocks:	9 by Baylor, 3/30/19 9 by Stanford, 3/24/12 9 by Duke, 3/25/02
Steals:	15 by Buffalo, 3/24/18

Individual

Points:	29 by Cierra Dillard, Buffalo, 3/24/18 29 by Valerie Still, Kentucky, 3/18/82
Field Goals Made:	12 by Valerie Still, Kentucky, 3/18/82 12 by Wendy Scholtens, Vanderbilt, 3/13/91
Field Goal Attempts:	24 by Jewell Loyd, Notre Dame, 4/5/15
FG %age (Min. 10 FGA):	.818 (9-11) by Carla Bennett, Drake, 3/23/02
3-Pt. FGs Made:	5 by Crystal Dangerfield, UConn, 3/26/18 5 by Jamie Weisner, Oregon State, 3/25/14
3-Pt. FG Attempts:	12 by Sydney Wiese, Oregon State, 3/25/14
3FG %age (Min. 5 3FGA):	.714 (5-7) by Crystal Dangerfield, UConn, 3/26/18
Free Throws Made:	8 by Lauren Cox, Baylor, 3/30/19 8 by Stephanie Walker, Liberty, 3/16/02
Free Throw Attempts:	11 by Cierra Dillard, Buffalo, 3/24/18
FT %age (Min. 10 FTA):	.917 (11-12) by Nnemkadi Ogwumike, Stanford, 3/24/12
Rebounds:	16 by Wendy Scholtens, Vanderbilt, 3/13/91
Assists:	8 by Angel Goodrich, Kansas, 3/25/13 8 Jess Strom, Penn State, 3/25/03
Blocks:	5 by Lauren Cox, Baylor, 3/30/19
Steals:	6 by Cierra Dillard, Buffalo, 3/24/18