

[Print Form\(s\)](#)[Get PDF File](#)[Go Back](#)

Equity in Athletics 2012

Institution: University of South Carolina-Columbia (218663)

User ID: E2186631

Screening Questions

Please answer these questions carefully as your responses will determine which subsequent data entry screens are appropriate for your institution.

1. How will you report Operating (Game-day) Expenses?

 By Team Per Participant

2. Select the type of varsity sports teams at your institution.

 Men's Teams Women's Teams Coed Teams

3. Do any of your teams have assistant coaches?

 Yes Men's Teams Women's Teams Coed Teams No

If you save the data on this screen, then return to the screen to make changes, note the following:

- 1) If you select an additional type of team remember to include associated data for that type of team on subsequent screens;
- 2) If you delete a type of team but have already entered associated data on other screens, all associated data for that type of team will be deleted from subsequent screens. However, because the survey system has to recalculate the totals, you must re-save every screen.

Institution: University of South Carolina-Columbia (218663)

User ID: E2186631

Sports Selection - Men's and Women's Teams

Select the varsity sports teams at your institution.

| Sport | Men's | Women's | Sport | Men's | Women's |
|--|-------|---------|---|-------|---------|
| Archery | | | Badminton | | |
| Baseball | | | Basketball | | |
| Beach Volleyball | | | Bowling | | |
| Cross Country | | | Diving | | |
| Equestrian | | | Fencing | | |
| Field Hockey | | | Football | | |
| Golf | | | Gymnastics | | |
| Ice Hockey | | | Lacrosse | | |
| Rifle | | | Rodeo | | |
| Rowing | | | Sailing | | |
| Skiing | | | Soccer | | |
| Softball | | | Squash | | |
| Swimming | | | Swimming and Diving (combined) | | |
| Synchronized Swimming | | | Table Tennis | | |
| Team Handball | | | Tennis | | |
| Track and Field (Indoor) | | | Track and Field (Outdoor) | | |
| Track and Field and Cross Country (combined) | | | Volleyball | | |
| Water Polo | | | Weight Lifting | | |
| Wrestling | | | Other Sports (Specify sports in the caveat box.)* | | |

CAVEAT

* If you indicated in the caveat box that your other sports are Dancing and/or Cheerleading, please also specify in the caveat box that your institution has a letter from the Office for Civil Rights confirming that the OCR has determined that Dancing and/or Cheerleading are varsity sports at your institution.

If you save the data on this screen, then return to the screen to make changes, note the following:

- 1) If you select an additional team remember to include associated data for that sport on subsequent screens;
- 2) If you delete a sport but have already entered associated data on other screens, all associated data for that sport will be deleted from subsequent screens. However, because the survey system has to recalculate the totals, you must re-save every screen.

Institution: University of South Carolina-Columbia (218663)

User ID: E2186631

Athletics Participation - Men's and Women's Teams

Enter the number of participants as of the day of the first scheduled contest.

| Varsity Teams | Men's Teams | Women's Teams |
|---|-------------|---------------|
| Baseball | 42 | |
| Basketball | 13 | 30 |
| Equestrian | | 38 |
| Football | 113 | |
| Golf | 10 | 8 |
| Soccer | 29 | 29 |
| Softball | | 22 |
| Swimming and Diving (combined) | 26 | 42 |
| Tennis | 9 | 11 |
| Track and Field and Cross Country (combined) | 78 | 172 |
| Volleyball | | 19 |
| Total Participants Men's and Women's Teams | 320 | 371 |
| Unduplicated Count of Participants (This is a head count. If an individual participates on more than one team, count that individual only once on this line.) | 278 | 269 |

CAVEAT



If you save the data on this screen, then return to the screen to make changes, please note you must re-save every screen because the survey system has to recalculate the totals.

Institution: University of South Carolina-Columbia (218663)

User ID: E2186631

Head Coaches - Men's Teams

For each men's team, indicate whether the head coach is male or female, was assigned to the team on a full-time or part-time basis, and whether the coach was employed by the institution on a full-time basis or on a part-time or volunteer basis, by entering a 1 in the appropriate field.

The Swimming and Diving (combined) fields allow up to 2 head coaches. The Track and Field and Cross Country (combined) fields allow up to 3.

| Varsity Teams | Male Head Coaches | | | | Female Head Coaches | | | | Total Head Coaches |
|--|---------------------------------------|---------------------------------------|--------------------------------|---|---------------------------------------|---------------------------------------|--------------------------------|---|--------------------|
| | Assigned to Team on a Full-Time Basis | Assigned to Team on a Part-Time Basis | Full-Time Institution Employee | Part-Time Institution Employee or Volunteer | Assigned to Team on a Full-Time Basis | Assigned to Team on a Part-Time Basis | Full-Time Institution Employee | Part-Time Institution Employee or Volunteer | |
| Baseball | 1 | | 1 | | | | | | 1 |
| Basketball | 1 | | 1 | | | | | | 1 |
| Football | 1 | | 1 | | | | | | 1 |
| Golf | 1 | | 1 | | | | | | 1 |
| Soccer | 1 | | 1 | | | | | | 1 |
| Swimming and Diving (combined) | | 1 | 1 | | | | | | 1 |
| Tennis | 1 | | 1 | | | | | | 1 |
| Track and Field and Cross Country (combined) | | 1 | 1 | | | | | | 1 |
| Coaching Position Totals | 6 | 2 | 8 | 0 | 0 | 0 | 0 | 0 | 8 |

CAVEAT

Institution: University of South Carolina-Columbia (218663)

User ID: E2186631

Head Coaches - Women's Teams

For each women's team, indicate whether the head coach is male or female, was assigned to the team on a full-time or part-time basis, and whether the coach was employed by the institution on a full-time basis or on a part-time or volunteer basis, by entering a 1 in the appropriate field.

The Swimming and Diving (combined) fields allow up to 2 head coaches. The Track and Field and Cross Country (combined) fields allow up to 3.

| Varsity Teams | Male Head Coaches | | | | Female Head Coaches | | | | Total Head Coaches |
|--|---------------------------------------|---------------------------------------|--------------------------------|---|---------------------------------------|---------------------------------------|--------------------------------|---|--------------------|
| | Assigned to Team on a Full-Time Basis | Assigned to Team on a Part-Time Basis | Full-Time Institution Employee | Part-Time Institution Employee or Volunteer | Assigned to Team on a Full-Time Basis | Assigned to Team on a Part-Time Basis | Full-Time Institution Employee | Part-Time Institution Employee or Volunteer | |
| Basketball | | | | | 1 | | 1 | | 1 |
| Equestrian | | | | | 1 | | 1 | | 1 |
| Golf | | | | | 1 | | 1 | | 1 |
| Soccer | | | | | 1 | | 1 | | 1 |
| Softball | | | | | 1 | | 1 | | 1 |
| Swimming and Diving (combined) | | 1 | 1 | | | | | | 1 |
| Tennis | 1 | | 1 | | | | | | 1 |
| Track and Field and Cross Country (combined) | | 1 | 1 | | | | | | 1 |
| Volleyball | 1 | | 1 | | | | | | 1 |
| Coaching Position Totals | 2 | 2 | 4 | 0 | 5 | 0 | 5 | 0 | 9 |

CAVEAT

Institution: University of South Carolina-Columbia (218663)

User ID: E2186631

Head Coaches' Salaries - Men's and Women's Teams

Enter only salaries and bonuses that your institution pays head coaches as compensation for coaching. Do not include benefits on this screen.

Do not include volunteer coaches in calculating the average salary and the Full-Time Equivalent (FTE) Total.

For help calculating the FTE total click on the "Need help? Click here for screen instructions" link on this screen.

| | Men's Teams | Women's Teams |
|---|-------------|---------------|
| Average Annual Institutional Salary per Head Coach | 291,745 | 125,772 |
| Number of Head Coaches Used to Calculate the Average | 8 | 9 |
| Number of Volunteer Head Coaches (Do not include these coaches in your salary or FTE calculations.) | | |
| Average Annual Institutional Salary per Full-time equivalent (FTE) | 338,255 | 139,747 |
| Sum of Full-Time Equivalent (FTE) Positions Used to Calculate the Average | 6.90 | 8.10 |

CAVEAT

Institution: University of South Carolina-Columbia (218663)

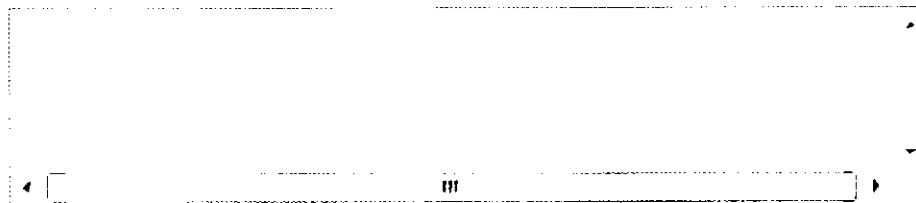
User ID: E2186631

Assistant Coaches - Men's Teams

For each men's team, indicate whether the assistant coach is male or female, was assigned to the team on a full-time or part-time basis, and whether the coach was employed by the institution on a full-time basis or on a part-time or volunteer basis, by entering a 1 in the appropriate field.

| Varsity Teams | Male Assistant Coaches | | | | Female Assistant Coaches | | | | Total Assistant Coaches |
|--|---------------------------------------|---------------------------------------|--------------------------------|---|---------------------------------------|---------------------------------------|--------------------------------|---|-------------------------|
| | Assigned to Team on a Full-Time Basis | Assigned to Team on a Part-Time Basis | Full-Time Institution Employee | Part-Time Institution Employee or Volunteer | Assigned to Team on a Full-Time Basis | Assigned to Team on a Part-Time Basis | Full-Time Institution Employee | Part-Time Institution Employee or Volunteer | |
| Baseball | 2 | 1 | 2 | 1 | | | | | 3 |
| Basketball | 3 | | 3 | | | | | | 3 |
| Football | 9 | | 9 | | | | | | 9 |
| Golf | | 1 | 1 | | | | | | 1 |
| Soccer | 2 | 1 | 2 | 1 | | | | | 3 |
| Swimming and Diving (combined) | | 4 | 3 | 1 | | 3 | 2 | 1 | 7 |
| Tennis | 1 | | 1 | | | | | | 1 |
| Track and Field and Cross Country (combined) | | 8 | 4 | 4 | | 2 | 1 | 1 | 10 |
| Coaching Position Totals | 17 | 15 | 25 | 7 | 0 | 5 | 3 | 2 | 37 |

CAVEAT



Institution: University of South Carolina-Columbia (218663)


User ID: E2186631

Assistant Coaches - Women's Teams

For each women's team, indicate whether the assistant coach is male or female, was assigned to the team on a full-time or part-time basis, and whether the coach was employed by the institution on a full-time basis or on a part-time or volunteer basis, by entering a 1 in the appropriate field.

| Varsity Teams | Male Assistant Coaches | | | | Female Assistant Coaches | | | | Total Assistant Coaches |
|--|---------------------------------------|---------------------------------------|--------------------------------|---|---------------------------------------|---------------------------------------|--------------------------------|---|-------------------------|
| | Assigned to Team on a Full-Time Basis | Assigned to Team on a Part-Time Basis | Full-Time Institution Employee | Part-Time Institution Employee or Volunteer | Assigned to Team on a Full-Time Basis | Assigned to Team on a Part-Time Basis | Full-Time Institution Employee | Part-Time Institution Employee or Volunteer | |
| Basketball | 1 | | 1 | | 2 | | 2 | | 3 |
| Equestrian | | | | | 2 | | 2 | | 2 |
| Golf | | 1 | 1 | | | | | | 1 |
| Soccer | 2 | | 2 | | | 1 | | 1 | 3 |
| Softball | 1 | | 1 | | 1 | 1 | 1 | 1 | 3 |
| Swimming and Diving (combined) | | 4 | 3 | 1 | | 3 | 2 | 1 | 7 |
| Tennis | | | | | 1 | | 1 | | 1 |
| Track and Field and Cross Country (combined) | | 8 | 4 | 4 | | 2 | 1 | 1 | 10 |
| Volleyball | 1 | 1 | 1 | 1 | 1 | | 1 | | 3 |
| Coaching Position Totals | 5 | 14 | 13 | 6 | 7 | 7 | 10 | 4 | 33 |

CAVEAT



Institution: University of South Carolina-Columbia (218663)

User ID: E2186631

Assistant Coaches' Salaries - Men's and Women's Teams

Enter only salaries and bonuses that your institution pays assistant coaches as compensation for coaching. Do not include benefits on this screen.

Do not include volunteer coaches in calculating the average salary and the Full-Time Equivalent (FTE) Total.

For help calculating the FTE total click on the "Need help? Click here for screen instructions" link on this screen.

| | Men's Teams | Women's Teams |
|---|-------------|---------------|
| Average Annual Institutional Salary per Assistant Coach | 118,008 | 48,141 |
| Number of Assistant Coaches Used to Calculate the Average | 28 | 23 |
| Number of Volunteer Assistant Coaches. (Do not include these coaches in your salary or FTE calculations.) | 9 | 10 |
| Average Annual Institutional Salary per Full-time equivalent (FTE) | 150,192 | 61,514 |
| Sum of Full-Time Equivalent (FTE) Positions Used to Calculate the Average | 22.00 | 18.00 |

CAVEAT


Institution: University of South Carolina-Columbia (218663)

User ID: E2186631

Athletically Related Student Aid - Men's and Women's Teams

Athletically related student aid is any scholarship, grant, or other form of financial assistance, offered by an institution, the terms of which require the recipient to participate in a program of intercollegiate athletics at the institution. Other student aid, of which a student-athlete simply happens to be the recipient, is not athletically related student aid. If you do not have any aid to report, enter a 0.

| | Men's Teams | Women's Teams | Total |
|-----------------|-------------|---------------|-----------|
| Amount of Aid | 4,866,051 | 3,545,162 | 8,411,213 |
| Ratio (percent) | 58 | 42 | 100% |
| CAVEAT | | | |



Institution: University of South Carolina-Columbia (218663)

User ID: E2186631

Recruiting Expenses - Men's and Women's Teams

Recruiting expenses are all expenses an institution incurs attributable to recruiting activities. This includes, but is not limited to, expenses for lodging, meals, telephone use, and transportation (including vehicles used for recruiting purposes) for both recruits and personnel engaged in recruiting, and other expenses for official and unofficial visits, and all other expenses related to recruiting. If you do not have any recruiting expenses to report, enter a 0.

| | Men's Teams | Women's Teams | Total |
|-------|--------------------|----------------------|--------------|
| Total | 550,207 | 399,974 | 950,181 |

CAVEAT

Institution: University of South Carolina-Columbia (218663)

User ID: E2186631


Operating (Game-Day) Expenses - Men's and Women's Teams by Team

Operating expenses are all expenses an institution incurs attributable to home, away, and neutral-site intercollegiate athletic contests (commonly known as "game-day expenses"), for (A) Lodging, meals, transportation, uniforms, and equipment for coaches, team members, support staff (including, but not limited to team managers and trainers), and others; and (B) Officials.

For a sport with a men's team and a women's team that have a combined budget, click on the "Need help? Click here for screen instructions" link for special instructions.

| Varsity Teams | Participants | Men's Teams | | Women's Teams | | Total Operating Expenses | |
|---|--------------|------------------------------------|------------------|---------------|------------------------------------|--------------------------|------------------|
| | | Operating Expenses per Participant | By Team | Participants | Operating Expenses per Participant | | By Team |
| Basketball | 13 | 57,803 | 751,437 | 30 | 25,281 | 758,418 | 1,509,855 |
| Football | 113 | 19,211 | 2,170,896 | | | | 2,170,896 |
| Baseball | 42 | 18,584 | 780,546 | | | | 780,546 |
| Equestrian | | | | 38 | 4,470 | 169,866 | 169,866 |
| Golf | 10 | 7,518 | 75,183 | 8 | 10,389 | 83,112 | 158,295 |
| Soccer | 29 | 7,359 | 213,418 | 29 | 8,068 | 233,974 | 447,392 |
| Softball | | | | 22 | 10,399 | 228,774 | 228,774 |
| Swimming and Diving (combined) | 26 | 4,143 | 107,724 | 42 | 4,142 | 173,982 | 281,706 |
| Tennis | 9 | 20,241 | 182,170 | 11 | 14,674 | 161,413 | 343,583 |
| Track and Field and Cross Country (combined) | 78 | 3,787 | 295,410 | 172 | 3,848 | 661,851 | 957,261 |
| Volleyball | | | | 19 | 13,856 | 263,272 | 263,272 |
| Total Operating Expenses Men's and Women's Teams | 320 | | 4,576,784 | 371 | | 2,734,662 | 7,311,446 |

CAVEAT



Note: This screen is for game-day expenses only.

Institution: University of South Carolina-Columbia (218663)


User ID: E2186631

Total Expenses - Men's and Women's Teams

Enter all expenses attributable to intercollegiate athletic activities. This includes appearance guarantees and options, athletically related student aid, contract services, equipment, fundraising activities, operating expenses, promotional activities, recruiting expenses, salaries and benefits, supplies, travel, and any other expenses attributable to intercollegiate athletic activities.

| Varsity Teams | Men's Teams | Women's Teams | Total |
|--|-------------|---------------|------------|
| Basketball | 7,302,405 | 3,430,395 | 10,732,800 |
| Football | 22,063,216 | | 22,063,216 |
| Baseball | 4,878,836 | | 4,878,836 |
| Equestrian | | 1,665,568 | 1,665,568 |
| Golf | 539,790 | 592,981 | 1,132,771 |
| Soccer | 961,094 | 1,187,051 | 2,148,145 |
| Softball | | 859,648 | 859,648 |
| Swimming and Diving (combined) | 724,274 | 918,177 | 1,642,451 |
| Tennis | 578,970 | 700,381 | 1,279,351 |
| Track and Field and Cross Country (combined) | 1,047,701 | 1,868,735 | 2,916,436 |
| Volleyball | | 1,260,210 | 1,260,210 |
| Total Expenses of all Sports, Except Football and Basketball, Combined | 8,730,665 | 9,052,751 | 17,783,416 |
| Total Expenses Men's and Women's Teams | 38,096,286 | 12,483,146 | 50,579,432 |
| Not Allocated by Gender/Sport (Expenses not attributable to a particular sport or sports) | | | 36,493,841 |
| Grand Total Expenses | | | 87,073,273 |

CAVEAT



Institution: University of South Carolina-Columbia (218663)

User ID: E2186631

Total Revenues - Men's and Women's Teams

Your total revenues must cover your total expenses.

Enter all revenues attributable to intercollegiate athletic activities. This includes revenues from appearance guarantees and options, an athletic conference, tournament or bowl games, concessions, contributions from alumni and others, institutional support, program advertising and sales, radio and television, royalties, signage and other sponsorships, sport camps, state or other government support, student activity fees, ticket and luxury box sales, and any other revenues attributable to intercollegiate athletic activities.

| Varsity Teams | Men's Teams | Women's Teams | Total |
|--|-------------|---------------|-------------------|
| Basketball | 7,660,497 | 187,234 | 7,847,731 |
| Football | 48,065,096 | | 48,065,096 |
| Baseball | 3,047,256 | | 3,047,256 |
| Equestrian | | 1,001 | 1,001 |
| Golf | 11,128 | 16,408 | 27,536 |
| Soccer | 18,585 | 18,122 | 36,707 |
| Softball | | 13,088 | 13,088 |
| Swimming and Diving (combined) | 1,001 | 2,283 | 3,284 |
| Tennis | 1,001 | 1,200 | 2,201 |
| Track and Field and Cross Country (combined) | 22,056 | 2,116 | 24,172 |
| Volleyball | | 7,124 | 7,124 |
| Total Revenues of all Sports, Except Football and Basketball, Combined | 3,101,027 | 61,342 | 3,162,369 |
| Total Revenues Men's and Women's Teams | 58,826,620 | 248,576 | 59,075,196 |
| Not Allocated by Gender/Sport (Revenues not attributable to a particular sport or sports) | | | 28,533,156 |
| Grand Total for all Teams (includes by team and not allocated by gender/sport) | | | 87,608,352 |

CAVEAT

Institution: University of South Carolina-Columbia (218663)

User ID: E2186631

Summary - Men's and Women's Teams

Your Grand Total Revenues must be equal to or greater than your Grand Total Expenses or you will not be able to lock your survey.

| | Men's Teams | Women's Teams | Total |
|---|-------------|---------------|------------|
| 1 Total of Head Coaches' Salaries | 2,333,960 | 1,131,948 | 3,465,908 |
| 2 Total of Assistant Coaches' Salaries | 3,304,224 | 1,107,243 | 4,411,467 |
| 3 Total Salaries (Lines 1+2) | 5,638,184 | 2,239,191 | 7,877,375 |
| 4 Athletically Related Student Aid | 4,866,051 | 3,545,162 | 8,411,213 |
| 5 Recruiting Expenses | 550,207 | 399,974 | 950,181 |
| 6 Operating (Game-Day) Expenses | 4,576,784 | 2,734,662 | 7,311,446 |
| 7 Summary of Subset Expenses (Lines 3+4+5+6) | 15,631,226 | 8,918,989 | 24,550,215 |
| 8 Total Expenses for Teams | 38,096,286 | 12,483,146 | 50,579,432 |
| 9 Total Expenses for Teams Minus Subset Expenses (Line 8 – Line 7) | 22,465,060 | 3,564,157 | 26,029,217 |
| 10 Not Allocated Expenses | | | 36,493,841 |
| 11 Grand Total Expenses (Lines 8+10) | | | 87,073,273 |
| 12 Total Revenues for Teams | 58,826,620 | 248,576 | 59,075,196 |
| 13 Not Allocated Revenues | | | 28,533,156 |
| 14 Grand Total Revenues (Lines 12+13) | | | 87,608,352 |
| 15 Total Revenues for Teams minus Total Expenses for Teams (Line 12- Line 8) | 20,730,334 | -12,234,570 | 8,495,764 |
| 16 Grand Total Revenues Minus Grand Total Expenses (Line 14- Line 11) | | | ▶ 535,079 |

To return to a data entry screen, click on the link in the Navigation Menu.

To proceed to the Supplemental Information screen, click on the link in the Navigation Menu or click on the "Next" button on this screen.

Institution: University of South Carolina-Columbia (218663)


User ID: E2186631

Supplemental Information (optional)

This screen may be used to help the reader better understand the data you have provided, or to help a prospective student-athlete make an informed choice of an athletics program.

This information will be viewable on the EADA public website. Please do not include the names of individuals or write messages to the help desk.

To explain specific data entered on a previous screen, please use the caveat box on that screen.



[Print Form\(s\)](#)

[Get PDF File](#)

[Go Back](#)