

Print Form(s)

Get PDF File

Equity in Athletics 2010

Institution: University of South Carolina-Columbia (218663)

User ID: E2186631

Screening Questions

Please answer these questions carefully as your responses will determine which subsequent data entry screens are appropriate for your institution.

1. How will you report Operating (Game-day) Expenses?

By Team

Per Participant

2. Select the type of varsity sports teams at your institution.

- Men's Teams
- Women's Teams
- Coed Teams

3. Do any of your teams have assistant coaches?

Yes

- Men's Teams
- Women's Teams
- Coed Teams

No

If you save the data on this screen, then return to the screen to make changes, note the following:

- 1) If you select an additional type of team remember to include associated data for that type of team on subsequent screens;
- 2) If you delete a type of team but have already entered associated data on other screens, all associated data for that type of team will be deleted from subsequent screens. However, because the survey system has to recalculate the totals, you must re-save every screen.

Institution: University of South Carolina-Columbia (218663)

User ID: E2186631

Sports Selection - Men's and Women's Teams

Select the varsity sports teams at your institution.

Sport	Men's	Women's	Sport	Men's	Women's
Archery	<input type="checkbox"/>	<input type="checkbox"/>	Badminton	<input type="checkbox"/>	<input type="checkbox"/>
Baseball	<input checked="" type="checkbox"/>	<input type="checkbox"/>	Basketball	<input checked="" type="checkbox"/>	<input checked="" type="checkbox"/>
Beach Volleyball	<input type="checkbox"/>	<input type="checkbox"/>	Bowling	<input type="checkbox"/>	<input type="checkbox"/>
Cross Country	<input type="checkbox"/>	<input type="checkbox"/>	Diving	<input type="checkbox"/>	<input type="checkbox"/>
Equestrian	<input type="checkbox"/>	<input checked="" type="checkbox"/>	Fencing	<input type="checkbox"/>	<input type="checkbox"/>
Field Hockey	<input type="checkbox"/>	<input type="checkbox"/>	Football	<input checked="" type="checkbox"/>	<input type="checkbox"/>
Golf	<input checked="" type="checkbox"/>	<input checked="" type="checkbox"/>	Gymnastics	<input type="checkbox"/>	<input type="checkbox"/>
Ice Hockey	<input type="checkbox"/>	<input type="checkbox"/>	Lacrosse	<input type="checkbox"/>	<input type="checkbox"/>
Rifle	<input type="checkbox"/>	<input type="checkbox"/>	Rodeo	<input type="checkbox"/>	<input type="checkbox"/>
Rowing	<input type="checkbox"/>	<input type="checkbox"/>	Sailing	<input type="checkbox"/>	<input type="checkbox"/>
Skiing	<input type="checkbox"/>	<input type="checkbox"/>	Soccer	<input checked="" type="checkbox"/>	<input checked="" type="checkbox"/>
Softball	<input type="checkbox"/>	<input checked="" type="checkbox"/>	Squash	<input type="checkbox"/>	<input type="checkbox"/>
Swimming	<input type="checkbox"/>	<input type="checkbox"/>	Swimming and Diving (combined)	<input checked="" type="checkbox"/>	<input checked="" type="checkbox"/>
Synchronized Swimming	<input type="checkbox"/>	<input type="checkbox"/>	Table Tennis	<input type="checkbox"/>	<input type="checkbox"/>
Team Handball	<input type="checkbox"/>	<input type="checkbox"/>	Tennis	<input checked="" type="checkbox"/>	<input checked="" type="checkbox"/>
Track and Field (Indoor)	<input type="checkbox"/>	<input type="checkbox"/>	Track and Field (Outdoor)	<input type="checkbox"/>	<input type="checkbox"/>
Track and Field and Cross Country (combined)	<input checked="" type="checkbox"/>	<input checked="" type="checkbox"/>	Volleyball	<input type="checkbox"/>	<input checked="" type="checkbox"/>
Water Polo	<input type="checkbox"/>	<input type="checkbox"/>	Weight Lifting	<input type="checkbox"/>	<input type="checkbox"/>
Wrestling	<input type="checkbox"/>	<input type="checkbox"/>	Other Sports (Specify sports in the caveat box.)*	<input type="checkbox"/>	<input type="checkbox"/>

CAVEAT

* If you indicated in the caveat box that your other sports are Dancing and/or Cheerleading, please also specify in the caveat box that your institution has a letter from the Office of Civil Rights confirming that the OCR has determined that Dancing and/or Cheerleading are varsity sports at your institution.

If you save the data on this screen, then return to the screen to make changes, note the following:

- 1) If you select an additional team remember to include associated data for that sport on subsequent screens;
- 2) If you delete a sport but have already entered associated data on other screens, all associated data for that sport will be deleted from subsequent screens. However, because the survey system has to recalculate the totals, you must re-save every screen.

Institution: University of South Carolina-Columbia (218663)


User ID: E2186631

Athletics Participation - Men's and Women's Teams

Enter the number of participants as of the day of the first scheduled contest.

Varsity Teams	Men's Teams	Women's Teams
Baseball	37	
Basketball	13	24
Equestrian		39
Football	112	
Golf	11	8
Soccer	25	33
Softball		18
Swimming and Diving (combined)	25	43
Tennis	7	10
Track and Field and Cross Country (combined)	66	152
Volleyball		17
Total Participants Men's and Women's Teams	296	344
Unduplicated Count of Participants (This is a head count. If an individual participates on more than one team, count that individual only once on this line.)	263	257

CAVEAT



If you save the data on this screen, then return to the screen to make changes, please note you must re-save every screen because the survey system has to recalculate the totals.

Institution: University of South Carolina-Columbia (218663)

User ID: E2186631


Head Coaches - Men's Teams

For each men's team, indicate whether the head coach is male or female, was assigned to the team on a full-time or part-time basis, and whether the coach was employed by the institution on a full-time basis or on a part-time or volunteer basis, by entering a 1 in the appropriate field.

The Swimming and Diving (combined) fields allow up to 2 head coaches. The Track and Field and Cross Country (combined) fields allow up to 3.

Varsity Teams	Male Head Coaches				Female Head Coaches				Total Head Coaches
	Assigned to Team on a Full-Time Basis	Assigned to Team on a Part-Time Basis	Full-Time Institution Employee	Part-Time Institution Employee or Volunteer	Assigned to Team on a Full-Time Basis	Assigned to Team on a Part-Time Basis	Full-Time Institution Employee	Part-Time Institution Employee or Volunteer	
Baseball	1		1						1
Basketball	1		1						1
Football	1		1						1
Golf	1		1						1
Soccer	1		1						1
Swimming and Diving (combined)		1	1						1
Tennis	1		1						1
Track and Field and Cross Country (combined)		1	1						1
Coaching Position Totals	6	2	8	0	0	0	0	0	8

CAVEAT



Institution: University of South Carolina-Columbia (218663)

User ID: E2186631


Head Coaches - Women's Teams

For each women's team, indicate whether the head coach is male or female, was assigned to the team on a full-time or part-time basis, and whether the coach was employed by the institution on a full-time basis or on a part-time or volunteer basis, by entering a 1 in the appropriate field.

The Swimming and Diving (combined) fields allow up to 2 head coaches. The Track and Field and Cross Country (combined) fields allow up to 3.

Varsity Teams	Male Head Coaches				Female Head Coaches				Total Head Coaches
	Assigned to Team on a Full-Time Basis	Assigned to Team on a Part-Time Basis	Full-Time Institution Employee	Part-Time Institution Employee or Volunteer	Assigned to Team on a Full-Time Basis	Assigned to Team on a Part-Time Basis	Full-Time Institution Employee	Part-Time Institution Employee or Volunteer	
Basketball	<input type="text"/>	<input type="text"/>	<input type="text"/>	<input type="text"/>	1	<input type="text"/>	1	<input type="text"/>	1
Equestrian	<input type="text"/>	<input type="text"/>	<input type="text"/>	<input type="text"/>	1	<input type="text"/>	1	<input type="text"/>	1
Golf	<input type="text"/>	<input type="text"/>	<input type="text"/>	<input type="text"/>	1	<input type="text"/>	1	<input type="text"/>	1
Soccer	<input type="text"/>	<input type="text"/>	<input type="text"/>	<input type="text"/>	1	<input type="text"/>	1	<input type="text"/>	1
Softball	<input type="text"/>	<input type="text"/>	<input type="text"/>	<input type="text"/>	1	<input type="text"/>	1	<input type="text"/>	1
Swimming and Diving (combined)	<input type="text"/>	1	1	<input type="text"/>	<input type="text"/>	<input type="text"/>	<input type="text"/>	<input type="text"/>	1
Tennis	1	<input type="text"/>	1	<input type="text"/>	<input type="text"/>	<input type="text"/>	<input type="text"/>	<input type="text"/>	1
Track and Field and Cross Country (combined)	<input type="text"/>	1	1	<input type="text"/>	<input type="text"/>	<input type="text"/>	<input type="text"/>	<input type="text"/>	1
Volleyball	1	<input type="text"/>	1	<input type="text"/>	<input type="text"/>	<input type="text"/>	<input type="text"/>	<input type="text"/>	1
Coaching Position Totals	2	2	4	0	5	0	5	0	9

CAVEAT



Institution: University of South Carolina-Columbia (218663)

User ID: E2186631


Head Coaches' Salaries - Men's and Women's Teams

Enter only salaries and bonuses that your institution pays head coaches as compensation for coaching. Do not include benefits on this screen.

Do not include volunteer coaches in calculating the average salary and the Full-Time Equivalent (FTE) Total. For help calculating the FTE total click on the "Need help? Click here for screen instructions" link on this screen.

	Men's Teams	Women's Teams
Average Annual Institutional Salary per Head Coach	181,875	108,614
Number of Head Coaches Used to Calculate the Average	8	9
Number of Volunteer Head Coaches (Do not include these coaches in your salary or FTE calculations.)		
Average Annual Institutional Salary per Full-time equivalent (FTE)	213,656	119,356
Sum of Full-Time Equivalent (FTE) Positions Used to Calculate the Average	6.81	8.19

CAVEAT



Institution: University of South Carolina-Columbia (218663)


User ID: E2186631

Assistant Coaches - Men's Teams

For each men's team, indicate whether the assistant coach is male or female, was assigned to the team on a full-time or part-time basis, and whether the coach was employed by the institution on a full-time basis or on a part-time or volunteer basis, by entering a 1 in the appropriate field.

Varsity Teams	Male Assistant Coaches				Female Assistant Coaches				Total Assistant Coaches
	Assigned to Team on a Full-Time Basis	Assigned to Team on a Part-Time Basis	Full-Time Institution Employee	Part-Time Institution Employee or Volunteer	Assigned to Team on a Full-Time Basis	Assigned to Team on a Part-Time Basis	Full-Time Institution Employee	Part-Time Institution Employee or Volunteer	
Baseball	2		2						2
Basketball	3		3						3
Football	9		9						9
Golf		1	1						1
Soccer	2		2						2
Swimming and Diving (combined)		3	3			2	2		5
Tennis	1		1						1
Track and Field and Cross Country (combined)		4	4			1	1		5
Coaching Position Totals	17	8	25	0	0	3	3	0	28

CAVEAT



Institution: University of South Carolina-Columbia (218663)


User ID: E2186631

Assistant Coaches - Women's Teams

For each women's team, indicate whether the assistant coach is male or female, was assigned to the team on a full-time or part-time basis, and whether the coach was employed by the institution on a full-time basis or on a part-time or volunteer basis, by entering a 1 in the appropriate field.

Varsity Teams	Male Assistant Coaches				Female Assistant Coaches				Total Assistant Coaches
	Assigned to Team on a Full-Time Basis	Assigned to Team on a Part-Time Basis	Full-Time Institution Employee	Part-Time Institution Employee or Volunteer	Assigned to Team on a Full-Time Basis	Assigned to Team on a Part-Time Basis	Full-Time Institution Employee	Part-Time Institution Employee or Volunteer	
Basketball	<input type="text" value=""/>	<input type="text" value=""/>	<input type="text" value=""/>	<input type="text" value=""/>	<input type="text" value="3"/>	<input type="text" value=""/>	<input type="text" value="3"/>	<input type="text" value=""/>	3
Equestrian	<input type="text" value=""/>	<input type="text" value=""/>	<input type="text" value=""/>	<input type="text" value=""/>	<input type="text" value="2"/>	<input type="text" value=""/>	<input type="text" value="2"/>	<input type="text" value=""/>	2
Golf	<input type="text" value=""/>	<input type="text" value="1"/>	<input type="text" value="1"/>	<input type="text" value=""/>	<input type="text" value=""/>	<input type="text" value=""/>	<input type="text" value=""/>	<input type="text" value=""/>	1
Soccer	<input type="text" value="2"/>	<input type="text" value=""/>	<input type="text" value="2"/>	<input type="text" value=""/>	<input type="text" value=""/>	<input type="text" value=""/>	<input type="text" value=""/>	<input type="text" value=""/>	2
Softball	<input type="text" value="1"/>	<input type="text" value=""/>	<input type="text" value="1"/>	<input type="text" value=""/>	<input type="text" value="1"/>	<input type="text" value=""/>	<input type="text" value="1"/>	<input type="text" value=""/>	2
Swimming and Diving (combined)	<input type="text" value=""/>	<input type="text" value="3"/>	<input type="text" value="3"/>	<input type="text" value=""/>	<input type="text" value=""/>	<input type="text" value="2"/>	<input type="text" value="2"/>	<input type="text" value=""/>	5
Tennis	<input type="text" value=""/>	<input type="text" value=""/>	<input type="text" value=""/>	<input type="text" value=""/>	<input type="text" value="1"/>	<input type="text" value=""/>	<input type="text" value="1"/>	<input type="text" value=""/>	1
Track and Field and Cross Country (combined)	<input type="text" value=""/>	<input type="text" value="4"/>	<input type="text" value="4"/>	<input type="text" value=""/>	<input type="text" value=""/>	<input type="text" value="1"/>	<input type="text" value="1"/>	<input type="text" value=""/>	5
Volleyball	<input type="text" value="1"/>	<input type="text" value=""/>	<input type="text" value="1"/>	<input type="text" value=""/>	<input type="text" value="1"/>	<input type="text" value=""/>	<input type="text" value="1"/>	<input type="text" value=""/>	2
Coaching Position Totals	4	8	12	0	8	3	11	0	23

CAVEAT



Institution: University of South Carolina-Columbia (218663)

User ID: E2186631


Assistant Coaches' Salaries - Men's and Women's Teams

Enter only salaries and bonuses that your institution pays assistant coaches as compensation for coaching. Do not include benefits on this screen.

Do not include volunteer coaches in calculating the average salary and the Full-Time Equivalent (FTE) Total. For help calculating the FTE total click on the "Need help? Click here for screen instructions" link on this screen.

	Men's Teams	Women's Teams
Average Annual Institutional Salary per Assistant Coach	99,681	43,249
Number of Assistant Coaches Used to Calculate the Average	28	23
Number of Volunteer Assistant Coaches. (Do not include these coaches in your salary or FTE calculations.)		
Average Annual Institutional Salary per Full-time equivalent (FTE)	129,576	53,915
Sum of Full-Time Equivalent (FTE) Positions Used to Calculate the Average	21.54	18.45

CAVEAT



Institution: University of South Carolina-Columbia (218663)


User ID: E2186631

Athletically Related Student Aid - Men's and Women's Teams

Athletically related student aid is any scholarship, grant, or other form of financial assistance, offered by an institution, the terms of which require the recipient to participate in a program of intercollegiate athletics at the institution. Other student aid, of which a student-athlete simply happens to be the recipient, is not athletically related student aid. If you do not have any aid to report, enter a 0.

	Men's Teams	Women's Teams	Total
Total	4,926,555	3,463,785	8,390,340
Ratio (percent)	59	41	100%

CAVEAT



Institution: University of South Carolina-Columbia (218663)


User ID: E2186631

Recruiting Expenses - Men's and Women's Teams

Recruiting expenses are all expenses an institution incurs attributable to recruiting activities. This includes, but is not limited to, expenses for lodging, meals, telephone use, and transportation (including vehicles used for recruiting purposes) for both recruits and personnel engaged in recruiting, and other expenses for official and unofficial visits, and all other expenses related to recruiting. If you do not have any recruiting expenses to report, enter a 0.

	Men's Teams	Women's Teams	Total
Total	565,967	344,448	910,415

CAVEAT



Institution: University of South Carolina-Columbia (218663)

User ID: E2186631


Operating (Game-Day) Expenses - Men's and Women's Teams by Team

Operating expenses are all expenses an institution incurs attributable to home, away, and neutral-site intercollegiate athletic contests (commonly known as "game-day expenses"), for (A) Lodging, meals, transportation, uniforms, and equipment for coaches, team members, support staff (including, but not limited to team managers and trainers), and others; and (B) Officials.

For a sport with a men's team and a women's team that have a combined budget, click on the "Need help? Click here for screen instructions" link for special instructions.

Varsity Teams	Participants	Men's Teams		Women's Teams		Total Operating Expenses	
		Operating Expenses per Participant	By Team	Participants	Operating Expenses per Participant		
Basketball	13	51,475	669,173	24	23,692	568,613	1,237,786
Football	112	14,233	1,594,078				1,594,078
Baseball	37	14,593	539,940				539,940
Equestrian				39	3,704	144,457	144,457
Golf	11	7,356	80,921	8	9,849	78,790	159,711
Soccer	25	3,899	97,463	33	5,064	167,119	264,582
Softball				18	9,637	173,468	173,468
Swimming and Diving (combined)	25	3,146	78,642	43	2,743	117,963	196,605
Tennis	7	18,891	132,240	10	16,361	163,607	295,847
Track and Field and Cross Country (combined)	66	4,202	277,350	152	2,626	399,112	676,462
Volleyball				17	10,914	185,542	185,542
Total Operating Expenses Men's and Women's Teams	296		3,469,807	344		1,998,671	5,468,478

CAVEAT



Note: This screen is for game-day expenses only.

Institution: University of South Carolina-Columbia (218663)


User ID: E2186631

Total Expenses - Men's and Women's Teams

Enter all expenses attributable to intercollegiate athletic activities. This includes appearance guarantees and options, athletically related student aid, contract services, equipment, fundraising activities, operating expenses, promotional activities, recruiting expenses, salaries and benefits, supplies, travel, and any other expenses attributable to intercollegiate athletic activities.

Varsity Teams	Men's Teams	Women's Teams	Total
Basketball	4,023,386	2,935,155	6,958,541
Football	22,794,211		22,794,211
Baseball	3,415,298		3,415,298
Equestrian		1,022,161	1,022,161
Golf	455,964	440,112	896,076
Soccer	780,708	1,059,474	1,840,182
Softball		894,801	894,801
Swimming and Diving (combined)	825,267	1,237,899	2,063,166
Tennis	524,485	639,768	1,164,253
Track and Field and Cross Country (combined)	1,120,223	1,612,028	2,732,251
Volleyball		951,096	951,096
Total Expenses of all Sports, Except Football and Basketball, Combined	7,121,945	7,857,339	14,979,284
Total Expenses Men's and Women's Teams	33,939,542	10,792,494	44,732,036
Not Allocated by Gender/Sport (Expenses not attributable to a particular sport or sports)			33,562,993
Grand Total Expenses			78,295,029

CAVEAT



Institution: University of South Carolina-Columbia (218663)

User ID: E2186631


Total Revenues - Men's and Women's Teams

Your total revenues must cover your total expenses.

Enter all revenues attributable to intercollegiate athletic activities. This includes revenues from appearance guarantees and options, an athletic conference, tournament or bowl games, concessions, contributions from alumni and others, institutional support, program advertising and sales, radio and television, royalties, signage and other sponsorships, sport camps, state or other government support, student activity fees, ticket and luxury box sales, and any other revenues attributable to intercollegiate athletic activities.

Varsity Teams	Men's Teams	Women's Teams	Total
Basketball	9,190,794	133,286	9,324,080
Football	58,266,159		58,266,159
Baseball	2,666,360		2,666,360
Equestrian		9,356	9,356
Golf	5,300	8,185	13,485
Soccer	8,430	32,152	40,582
Softball		5,149	5,149
Swimming and Diving (combined)	2,160	3,239	5,399
Tennis	1,001	1,001	2,002
Track and Field and Cross Country (combined)	4,061	5,844	9,905
Volleyball		9,508	9,508
Total Revenues of all Sports, Except Football and Basketball, Combined	2,687,312	74,434	2,761,746
Total Revenues Men's and Women's Teams	70,144,265	207,720	70,351,985
Not Allocated by Gender/Sport (Revenues not attributable to a particular sport or sports)			9,639,769
Grand Total for all Teams (includes by team and not allocated by gender/sport)			79,991,754

CAVEAT



Institution: University of South Carolina-Columbia (218663)

User ID: E2186631

Summary - Men's and Women's Teams

Your Grand Total Revenues must be equal to or greater than your Grand Total Expenses or you will not be able to lock your survey.

	Men's Teams	Women's Teams	Total
1 Total of Head Coaches' Salaries	1,455,000	977,526	2,432,526
2 Total of Assistant Coaches' Salaries	2,791,068	994,727	3,785,795
3 Total Salaries (Lines 1+2)	4,246,068	1,972,253	6,218,321
4 Athletically Related Student Aid	4,926,555	3,463,785	8,390,340
5 Recruiting Expenses	565,967	344,448	910,415
6 Operating (Game-Day) Expenses	3,469,807	1,998,671	5,468,478
7 Summary of Subset Expenses (Lines 3+4+5+6)	13,208,397	7,779,157	20,987,554
8 Total Expenses for Teams	33,939,542	10,792,494	44,732,036
9 Total Expenses for Teams Minus Subset Expenses (Line 8 – Line 7)	20,731,145	3,013,337	23,744,482
10 Not Allocated Expenses			33,562,993
11 Grand Total Expenses (Lines 8+10)			78,295,029
12 Total Revenues for Teams	70,144,265	207,720	70,351,985
13 Not Allocated Revenues			9,639,769
14 Grand Total Revenues (Lines 12+13)			79,991,754
15 Total Revenues for Teams minus Total Expenses for Teams (Line 12-Line 8)	36,204,723	-10,584,774	25,619,949
16 Grand Total Revenues Minus Grand Total Expenses (Line 14-Line 11)			⊗ 1,696,725

To return to a data entry screen, click on the link in the Navigation Menu.

To proceed to the Supplemental Information screen, click on the link in the Navigation Menu or click on the "Next" button on this screen.

Institution: University of South Carolina-Columbia (218663)

User ID: E2186631

Supplemental Information (optional)

This screen may be used to help the reader better understand the data you have provided, or to help a prospective student-athlete make an informed choice of an athletics program.

This information will be viewable on the EADA public website. Please do not include the names of individuals or write messages to the help desk.

To explain specific data entered on a previous screen, please use the caveat box on that screen.



Print Form(s)

Get PDF File

Return