

[Print Form\(s\)](#)[Get PDF File](#)[Go Back](#)

## Equity in Athletics 2013

Institution: University of South Carolina-Columbia (218663)

User ID: E2186632

### Screening Questions

Please answer these questions carefully as your responses will determine which subsequent data entry screens are appropriate for your institution.

**1. How will you report Operating (Game-day) Expenses?**

☒

By Team

☐

Per Participant

**2. Select the type of varsity sports teams at your institution.**

☒

Men's Teams

☒

Women's Teams

☐

Coed Teams

**3. Do any of your teams have assistant coaches?**

☒

Yes

☒

Men's Teams

☒

Women's Teams

☐

Coed Teams

☐

No

If you save the data on this screen, then return to the screen to make changes, note the following:

- 1) If you select an additional type of team remember to include associated data for that type of team on subsequent screens;
- 2) If you delete a type of team but have already entered associated data on other screens, all associated data for that type of team will be deleted from subsequent screens. However, because the survey system has to recalculate the totals, you must re-save every screen.

Institution: University of South Carolina-Columbia (218663)

User ID: E2186632

## Sports Selection - Men's and Women's Teams

Select the varsity sports teams at your institution.

Sport	Men's	Women's	Sport	Men's	Women's
Archery	<input type="checkbox"/>	<input type="checkbox"/>	Badminton	<input type="checkbox"/>	<input type="checkbox"/>
Baseball	<input checked="" type="checkbox"/>		Basketball	<input checked="" type="checkbox"/>	<input checked="" type="checkbox"/>
Beach Volleyball	<input type="checkbox"/>	<input type="checkbox"/>	Bowling	<input type="checkbox"/>	<input type="checkbox"/>
Cross Country	<input type="checkbox"/>	<input type="checkbox"/>	Diving	<input type="checkbox"/>	<input type="checkbox"/>
Equestrian	<input type="checkbox"/>	<input checked="" type="checkbox"/>	Fencing	<input type="checkbox"/>	<input type="checkbox"/>
Field Hockey		<input type="checkbox"/>	Football	<input checked="" type="checkbox"/>	
Golf	<input checked="" type="checkbox"/>	<input checked="" type="checkbox"/>	Gymnastics	<input type="checkbox"/>	<input type="checkbox"/>
Ice Hockey	<input type="checkbox"/>	<input type="checkbox"/>	Lacrosse	<input type="checkbox"/>	<input type="checkbox"/>
Rifle	<input type="checkbox"/>	<input type="checkbox"/>	Rodeo	<input type="checkbox"/>	<input type="checkbox"/>
Rowing	<input type="checkbox"/>	<input type="checkbox"/>	Sailing	<input type="checkbox"/>	<input type="checkbox"/>
Skiing	<input type="checkbox"/>	<input type="checkbox"/>	Soccer	<input checked="" type="checkbox"/>	<input checked="" type="checkbox"/>
Softball		<input checked="" type="checkbox"/>	Squash	<input type="checkbox"/>	<input type="checkbox"/>
Swimming	<input type="checkbox"/>	<input type="checkbox"/>	Swimming and Diving (combined)	<input checked="" type="checkbox"/>	<input checked="" type="checkbox"/>
Synchronized Swimming		<input type="checkbox"/>	Table Tennis	<input type="checkbox"/>	<input type="checkbox"/>
Team Handball	<input type="checkbox"/>	<input type="checkbox"/>	Tennis	<input checked="" type="checkbox"/>	<input checked="" type="checkbox"/>
Track and Field (Indoor)	<input type="checkbox"/>	<input type="checkbox"/>	Track and Field (Outdoor)	<input type="checkbox"/>	<input type="checkbox"/>
Track and Field and Cross Country (combined)	<input checked="" type="checkbox"/>	<input checked="" type="checkbox"/>	Volleyball	<input type="checkbox"/>	<input checked="" type="checkbox"/>
Water Polo	<input type="checkbox"/>	<input type="checkbox"/>	Weight Lifting	<input type="checkbox"/>	<input type="checkbox"/>
Wrestling	<input type="checkbox"/>	<input type="checkbox"/>	Other Sports (Specify sports in the caveat box.)*	<input type="checkbox"/>	<input type="checkbox"/>

CAVEAT

^  
v

<

>

\* If you indicated in the caveat box that your other sports are Dancing and/or Cheerleading, please also specify in the caveat box that your institution has a letter from the Office for Civil Rights confirming that the OCR has determined that Dancing and/or Cheerleading are varsity sports at your institution.

If you save the data on this screen, then return to the screen to make changes, note the following:

- 1) If you select an additional team remember to include associated data for that sport on subsequent screens;
- 2) If you delete a sport but have already entered associated data on other screens, all associated data for that sport will be deleted from subsequent screens. However, because the survey system has to recalculate the totals, you must re-save every screen.

Institution: University of South Carolina-Columbia (218663)

User ID: E2186632

## Athletics Participation - Men's and Women's Teams

Enter the number of participants as of the day of the first scheduled contest.

### Varsity Teams

	Men's Teams	Women's Teams
Baseball	43	
Basketball	15	23
Equestrian		41
Football	116	
Golf	10	9
Soccer	28	29
Softball		25
Swimming and Diving (combined)	24	44
Swimming	22	40
Diving	2	4
Tennis	9	9
Track and Field and Cross Country (combined)	73	173
Track and Field (Indoor)	37	67
Track and Field (Outdoor)	36	64
Cross Country	0	42
Volleyball		18
Total Participants Men's and Women's Teams	318	371
Unduplicated Count of Participants		
(This is a head count. If an individual participates on more than one team, count that individual only once on this line.)	277	272

### CAVEAT

(For each men's or women's team that includes opposite sex participants, specify the number of male and the number of female students on that team in this caveat box. This does not apply for coed teams. Additionally, provide any other clarifying information here.)

Women's Basketball: 13 Female Students; 10 Male practice players

If you save the data on this screen, then return to the screen to make changes, please note you must re-save every screen because the survey system has to recalculate the totals.



Institution: University of South Carolina-Columbia (218663)

User ID: E2186632

## Head Coaches - Men's Teams

For each men's team, indicate whether the head coach is male or female, was assigned to the team on a full-time or part-time basis, and whether the coach was employed by the institution on a full-time basis or on a part-time or volunteer basis, by entering a 1 in the appropriate field.

The Swimming and Diving (combined) fields allow up to 2 head coaches. The Track and Field and Cross Country (combined) fields allow up to 3.

Varsity Teams	Male Head Coaches				Female Head Coaches				Total Head Coaches
	Assigned to Team on a Full-Time Basis	Assigned to Team on a Part-Time Basis	Full-Time Institution Employee	Part-Time Institution Employee or Volunteer	Assigned to Team on a Full-Time Basis	Assigned to Team on a Part-Time Basis	Full-Time Institution Employee	Part-Time Institution Employee or Volunteer	
Baseball	<input type="text" value="1"/>	<input type="text"/>	<input type="text" value="1"/>	<input type="text"/>	<input type="text"/>	<input type="text"/>	<input type="text"/>	<input type="text"/>	1
Basketball	<input type="text" value="1"/>	<input type="text"/>	<input type="text" value="1"/>	<input type="text"/>	<input type="text"/>	<input type="text"/>	<input type="text"/>	<input type="text"/>	1
Football	<input type="text" value="1"/>	<input type="text"/>	<input type="text" value="1"/>	<input type="text"/>	<input type="text"/>	<input type="text"/>	<input type="text"/>	<input type="text"/>	1
Golf	<input type="text" value="1"/>	<input type="text"/>	<input type="text" value="1"/>	<input type="text"/>	<input type="text"/>	<input type="text"/>	<input type="text"/>	<input type="text"/>	1
Soccer	<input type="text" value="1"/>	<input type="text"/>	<input type="text" value="1"/>	<input type="text"/>	<input type="text"/>	<input type="text"/>	<input type="text"/>	<input type="text"/>	1
Swimming and Diving (combined)	<input type="text"/>	<input type="text" value="1"/>	<input type="text" value="1"/>	<input type="text"/>	<input type="text"/>	<input type="text"/>	<input type="text"/>	<input type="text"/>	1
Tennis	<input type="text" value="1"/>	<input type="text"/>	<input type="text" value="1"/>	<input type="text"/>	<input type="text"/>	<input type="text"/>	<input type="text"/>	<input type="text"/>	1
Track and Field and Cross Country (combined)	<input type="text"/>	<input type="text" value="1"/>	<input type="text" value="1"/>	<input type="text"/>	<input type="text"/>	<input type="text"/>	<input type="text"/>	<input type="text"/>	1
Coaching Position Totals	6	2	8	0	0	0	0	0	8
CAVEAT									

^  
v

<

>

Institution: University of South Carolina-Columbia (218663)

User ID: E2186632

## Head Coaches - Women's Teams

For each women's team, indicate whether the head coach is male or female, was assigned to the team on a full-time or part-time basis, and whether the coach was employed by the institution on a full-time basis or on a part-time or volunteer basis, by entering a 1 in the appropriate field.

The Swimming and Diving (combined) fields allow up to 2 head coaches. The Track and Field and Cross Country (combined) fields allow up to 3.

Varsity Teams	Male Head Coaches				Female Head Coaches				Total Head Coaches
	Assigned to Team on a Full-Time Basis	Assigned to Team on a Part-Time Basis	Full-Time Institution Employee	Part-Time Institution Employee or Volunteer	Assigned to Team on a Full-Time Basis	Assigned to Team on a Part-Time Basis	Full-Time Institution Employee	Part-Time Institution Employee or Volunteer	
Basketball	<input type="text"/>	<input type="text"/>	<input type="text"/>	<input type="text"/>	<input type="text" value="1"/>	<input type="text"/>	<input type="text" value="1"/>	<input type="text"/>	1
Equestrian	<input type="text"/>	<input type="text"/>	<input type="text"/>	<input type="text"/>	<input type="text" value="1"/>	<input type="text"/>	<input type="text" value="1"/>	<input type="text"/>	1
Golf	<input type="text"/>	<input type="text"/>	<input type="text"/>	<input type="text"/>	<input type="text" value="1"/>	<input type="text"/>	<input type="text" value="1"/>	<input type="text"/>	1
Soccer	<input type="text"/>	<input type="text"/>	<input type="text"/>	<input type="text"/>	<input type="text" value="1"/>	<input type="text"/>	<input type="text" value="1"/>	<input type="text"/>	1
Softball	<input type="text"/>	<input type="text"/>	<input type="text"/>	<input type="text"/>	<input type="text" value="1"/>	<input type="text"/>	<input type="text" value="1"/>	<input type="text"/>	1
Swimming and Diving (combined)	<input type="text"/>	<input type="text" value="1"/>	<input type="text" value="1"/>	<input type="text"/>	<input type="text"/>	<input type="text"/>	<input type="text"/>	<input type="text"/>	1
Tennis	<input type="text" value="1"/>	<input type="text"/>	<input type="text" value="1"/>	<input type="text"/>	<input type="text"/>	<input type="text"/>	<input type="text"/>	<input type="text"/>	1
Track and Field and Cross Country (combined)	<input type="text"/>	<input type="text" value="1"/>	<input type="text" value="1"/>	<input type="text"/>	<input type="text"/>	<input type="text"/>	<input type="text"/>	<input type="text"/>	1
Volleyball	<input type="text" value="1"/>	<input type="text"/>	<input type="text" value="1"/>	<input type="text"/>	<input type="text"/>	<input type="text"/>	<input type="text"/>	<input type="text"/>	1
Coaching Position Totals	2	2	4	0	5	0	5	0	9

CAVEAT

^  
v

<

>

Institution: University of South Carolina-Columbia (218663)

User ID: E2186632

## Head Coaches' Salaries - Men's and Women's Teams

Enter only salaries and bonuses that your institution pays head coaches as compensation for coaching. Do not include benefits on this screen.

Do not include volunteer coaches in calculating the average salary and the Full-Time Equivalent (FTE) Total.

For help calculating the FTE total click on the "Need help? Click here for screen instructions" link on this screen.

	Men's Teams	Women's Teams
Average Annual Institutional Salary per Head Coach (for coaching duties only)	310,698	126,208
Number of Head Coaches Used to Calculate the Average	8	9
Number of Volunteer Head Coaches (Do not include these coaches in your salary or FTE calculations.)	0	0
Average Annual Institutional Salary per Full-time equivalent (FTE)	360,230	140,231
Sum of Full-Time Equivalent (FTE) Positions Used to Calculate the Average	6.90	8.10

CAVEAT





Institution: University of South Carolina-Columbia (218663)

User ID: E2186632

## Assistant Coaches - Men's Teams

For each men's team, indicate whether the assistant coach is male or female, was assigned to the team on a full-time or part-time basis, and whether the coach was employed by the institution on a full-time basis or on a part-time or volunteer basis, by entering a 1 in the appropriate field.

Varsity Teams	Male Assistant Coaches				Female Assistant Coaches				Total Assistant Coaches
	Assigned to Team on a Full-Time Basis	Assigned to Team on a Part-Time Basis	Full-Time Institution Employee	Part-Time Institution Employee or Volunteer	Assigned to Team on a Full-Time Basis	Assigned to Team on a Part-Time Basis	Full-Time Institution Employee	Part-Time Institution Employee or Volunteer	
Baseball	2	1	2	1					3
Basketball	3		3						3
Football	9		9						9
Golf	1		1						1
Soccer	2	1	2	1					3
Swimming and Diving (combined)		5	4	1		2	1	1	7
Tennis	1		1						1
Track and Field and Cross Country (combined)		5	4	1		1	1		6
Coaching Position Totals	18	12	26	4	0	3	2	1	33

CAVEAT

<
>

Institution: University of South Carolina-Columbia (218663)

User ID: E2186632

## Assistant Coaches - Women's Teams

For each women's team, indicate whether the assistant coach is male or female, was assigned to the team on a full-time or part-time basis, and whether the coach was employed by the institution on a full-time basis or on a part-time or volunteer basis, by entering a 1 in the appropriate field.

Varsity Teams	Male Assistant Coaches				Female Assistant Coaches				Total Assistant Coaches
	Assigned to Team on a Full-Time Basis	Assigned to Team on a Part-Time Basis	Full-Time Institution Employee	Part-Time Institution Employee or Volunteer	Assigned to Team on a Full-Time Basis	Assigned to Team on a Part-Time Basis	Full-Time Institution Employee	Part-Time Institution Employee or Volunteer	
Basketball	1		1		2		2		3
Equestrian					2		2		2
Golf		2	1	1					2
Soccer	1		1		1	1	1	1	3
Softball	1		1		1	1	1	1	3
Swimming and Diving (combined)		5	4	1		2	1	1	7
Tennis					1		1		1
Track and Field and Cross Country (combined)		5	4	1		1	1		6
Volleyball	1	1	1	1	1		1		3
Coaching Position Totals	4	13	13	4	8	5	10	3	30

CAVEAT

^  
v

<

>



Institution: University of South Carolina-Columbia (218663)

User ID: E2186632

## Assistant Coaches' Salaries - Men's and Women's Teams


Enter only salaries and bonuses that your institution pays assistant coaches as compensation for coaching. Do not include benefits on this screen.

Do not include volunteer coaches in calculating the average salary and the Full-Time Equivalent (FTE) Total.

For help calculating the FTE total click on the "Need help? Click here for screen instructions" link on this screen.

	Men's Teams	Women's Teams
Average Annual Institutional Salary per Assistant Coach (for coaching duties only)	127,198	52,700
Number of Assistant Coaches Used to Calculate the Average	28	23
Number of Volunteer Assistant Coaches. (Do not include these coaches in your salary or FTE calculations.)	5	7
Average Annual Institutional Salary per Full-time equivalent (FTE)	161,888	67,339
Sum of Full-Time Equivalent (FTE) Positions Used to Calculate the Average	22.00	18.00

CAVEAT



Institution: University of South Carolina-Columbia (218663)

User ID: E2186632

## Athletically Related Student Aid - Men's and Women's Teams

Athletically related student aid is any scholarship, grant, or other form of financial assistance, offered by an institution, the terms of which require the recipient to participate in a program of intercollegiate athletics at the institution. Other student aid, of which a student-athlete simply happens to be the recipient, is not athletically related student aid. If you do not have any aid to report, enter a 0.

	Men's Teams	Women's Teams	Total
Amount of Aid	4,661,983	3,451,870	8,113,853
Ratio (percent)	57	43	100%
CAVEAT			

Summer school aid is awarded on a gender-neutral basis. Athletically related student aid not including summer school is:

Men's Teams: \$3,942,733 (56%)  
Women's Teams: \$3,107,797 (44%)




Institution: University of South Carolina-Columbia (218663)

User ID: E2186632

## Recruiting Expenses - Men's and Women's Teams

Recruiting expenses are all expenses an institution incurs attributable to recruiting activities. This includes, but is not limited to, expenses for lodging, meals, telephone use, and transportation (including vehicles used for recruiting purposes) for both recruits and personnel engaged in recruiting, and other expenses for official and unofficial visits, and all other expenses related to recruiting. If you do not have any recruiting expenses to report, enter a 0.

	Men's Teams	Women's Teams	Total
Total	647,990	449,384	1,097,374
CAVEAT			





Institution: University of South Carolina-Columbia (218663)

User ID: E2186632

## Operating (Game-Day) Expenses - Men's and Women's Teams by Team

Operating expenses are all expenses an institution incurs attributable to home, away, and neutral-site intercollegiate athletic contests (commonly known as "game-day expenses"), for (A) Lodging, meals, transportation, uniforms, and equipment for coaches, team members, support staff (including, but not limited to team managers and trainers), and others; and (B) Officials.

For a sport with a men's team and a women's team that have a combined budget, click on the "Need help? Click here for screen instructions" link for special instructions.

Varsity Teams	Participants	Men's Teams		Participants	Women's Teams		Total Operating Expenses
		Operating Expenses per Participant	By Team		Operating Expenses per Participant	By Team	
Basketball	15	61,013	915,200	23	35,916	826,066	1,741,266
Football	116	21,948	2,545,981				2,545,981
Baseball	43	14,576	626,750				626,750
Equestrian				41	4,663	191,174	191,174
Golf	10	12,971	129,713	9	13,824	124,419	254,132
Soccer	28	4,972	139,223	29	8,228	238,607	377,830
Softball				25	13,309	332,713	332,713
Swimming and Diving (combined)	24	5,081	121,940	44	5,069	223,037	344,977
Tennis	9	17,463	157,164	9	18,118	163,061	320,225
Track and Field and Cross Country (combined)	73	4,187	305,625	173	4,149	717,786	1,023,411
Volleyball				18	15,822	284,791	284,791
Total Operating Expenses Men's and Women's Teams	318		4,941,596	371		3,101,654	8,043,250

CAVEAT

Women's Basketball participants include 10 practice players. These individuals are provided with practice apparel only and are not part of the squad for home, away and neutral-site intercollegiate athletic contests. Excluding practice players, operating expenses per participant is \$63,544. Included in the operating expenses for Women's Soccer is a charter plane for 1 trip and travel expenses to the conference tournament totaling \$69,759.

Note: This screen is for game-day expenses only.

Institution: University of South Carolina-Columbia (218663)

User ID: E2186632

## Total Expenses - Men's and Women's Teams

Enter all expenses attributable to intercollegiate athletic activities. This includes appearance guarantees and options, athletically related student aid, contract services, equipment, fundraising activities, operating expenses, promotional activities, recruiting expenses, salaries and benefits, supplies, travel, and any other expenses attributable to intercollegiate athletic activities.

Varsity Teams	Men's Teams	Women's Teams	Total
Basketball	6,535,615	3,731,999	10,267,614
Football	24,975,716		24,975,716
Baseball	4,321,980		4,321,980
Equestrian		1,311,816	1,311,816
Golf	569,061	587,134	1,156,195
Soccer	839,535	1,138,960	1,978,495
Softball		1,423,029	1,423,029
Swimming and Diving (combined)	706,697	965,258	1,671,955
Tennis	563,408	665,343	1,228,751
Track and Field and Cross Country (combined)	1,146,086	1,935,733	3,081,819
Volleyball		1,133,745	1,133,745
Total Expenses of all Sports, Except Football and Basketball, Combined	8,146,767	9,161,018	17,307,785
Total Expenses Men's and Women's Teams	39,658,098	12,893,017	52,551,115
Not Allocated by Gender/Sport (Expenses not attributable to a particular sport or sports)			37,564,799
Grand Total Expenses			90,115,914
CAVEAT			

^  
v

<

>

Institution: University of South Carolina-Columbia (218663)

User ID: E2186632

## Total Revenues - Men's and Women's Teams

Your total revenues must cover your total expenses.

Enter all revenues attributable to intercollegiate athletic activities. This includes revenues from appearance guarantees and options, an athletic conference, tournament or bowl games, concessions, contributions from alumni and others, institutional support, program advertising and sales, radio and television, royalties, signage and other sponsorships, sport camps, state or other government support, student activity fees, ticket and luxury box sales, and any other revenues attributable to intercollegiate athletic activities.

Varsity Teams	Men's Teams	Women's Teams	Total
Basketball	7,870,858	597,735	8,468,593
Football	49,266,878		49,266,878
Baseball	2,941,591		2,941,591
Equestrian		22,920	22,920
Golf	23,706	21,612	45,318
Soccer	11,772	10,793	22,565
Softball		41,495	41,495
Swimming and Diving (combined)	12,463	13,075	25,538
Tennis	9,130	5,108	14,238
Track and Field and Cross Country (combined)	29,968	50,286	80,254
Volleyball		8,655	8,655
Total Revenues of all Sports, Except Football and Basketball, Combined	3,028,630	173,944	3,202,574
Total Revenues Men's and Women's Teams	60,166,366	771,679	60,938,045
Not Allocated by Gender/Sport (Revenues not attributable to a particular sport or sports)			29,546,377
Grand Total for all Teams (includes by team and not allocated by gender/sport)			90,484,422

CAVEAT

<
>



Institution: University of South Carolina-Columbia (218663)

User ID: E2186632

## Summary - Men's and Women's Teams

Your Grand Total Revenues must be equal to or greater than your Grand Total Expenses or you will not be able to lock your survey.

	Men's Teams	Women's Teams	Total
1 Total of Head Coaches' Salaries	2,485,584	1,135,872	3,621,456
2 Total of Assistant Coaches' Salaries	3,561,544	1,212,100	4,773,644
3 Total Salaries (Lines 1+2)	6,047,128	2,347,972	8,395,100
4 Athletically Related Student Aid	4,661,983	3,451,870	8,113,853
5 Recruiting Expenses	647,990	449,384	1,097,374
6 Operating (Game-Day) Expenses	4,941,596	3,101,654	8,043,250
7 Summary of Subset Expenses (Lines 3+4+5+6)	16,298,697	9,350,880	25,649,577
8 Total Expenses for Teams	39,658,098	12,893,017	52,551,115
9 Total Expenses for Teams Minus Subset Expenses (Line 8 – Line 7)	23,359,401	3,542,137	26,901,538
10 Not Allocated Expenses			37,564,799
11 Grand Total Expenses (Lines 8+10)			90,115,914
12 Total Revenues for Teams	60,166,366	771,679	60,938,045
13 Not Allocated Revenues			29,546,377
14 Grand Total Revenues (Lines 12+13)			90,484,422
15 Total Revenues for Teams minus Total Expenses for Teams (Line 12- Line 8)	20,508,268	-12,121,338	8,386,930
16 Grand Total Revenues Minus Grand Total Expenses (Line 14- Line 11)			368,508

To return to a data entry screen, click on the link in the [Navigation Menu](#).

To proceed to the Supplemental Information screen, click on the link in the [Navigation Menu](#) or click on the "Next" button on this screen.

Institution: University of South Carolina-Columbia (218663)


User ID: E2186632

## Supplemental Information (optional)

This screen may be used to help the reader better understand the data you have provided, or to help a prospective student-athlete make an informed choice of an athletics program.

This information will be viewable on the EADA public website. Please do not include the names of individuals or write messages to the help desk.

To explain specific data entered on a previous screen, please use the caveat box on that screen.

[Print Form\(s\)](#)[Get PDF File](#)[Go Back](#)