

Print Form(s)

Get PDF File

Return

Equity in Athletics 2011

Institution: University of South Carolina-Columbia (218663)

User ID: E2186631

Screening Questions

Please answer these questions carefully as your responses will determine which subsequent data entry screens are appropriate for your institution.

1. How will you report Operating (Game-day) Expenses?

☒

By Team

☐

Per Participant

2. Select the type of varsity sports teams at your institution.

☒

Men's Teams

☒

Women's Teams

☐

Coed Teams

3. Do any of your teams have assistant coaches?

☒

Yes

☒

Men's Teams

☒

Women's Teams

☐

Coed Teams

☐

No

If you save the data on this screen, then return to the screen to make changes, note the following:

- 1) If you select an additional type of team remember to include associated data for that type of team on subsequent screens;
- 2) If you delete a type of team but have already entered associated data on other screens, all associated data for that type of team will be deleted from subsequent screens. However, because the survey system has to recalculate the totals, you must re-save every screen.

Institution: University of South Carolina-Columbia (218663)

User ID: E2186631

Sports Selection - Men's and Women's Teams

Select the varsity sports teams at your institution.

Sport	Men's	Women's	Sport	Men's	Women's
Archery	<input type="checkbox"/>	<input type="checkbox"/>	Badminton	<input type="checkbox"/>	<input type="checkbox"/>
Baseball	<input checked="" type="checkbox"/>		Basketball	<input checked="" type="checkbox"/>	<input checked="" type="checkbox"/>
Beach Volleyball	<input type="checkbox"/>	<input type="checkbox"/>	Bowling	<input type="checkbox"/>	<input type="checkbox"/>
Cross Country	<input type="checkbox"/>	<input type="checkbox"/>	Diving	<input type="checkbox"/>	<input type="checkbox"/>
Equestrian	<input type="checkbox"/>	<input checked="" type="checkbox"/>	Fencing	<input type="checkbox"/>	<input type="checkbox"/>
Field Hockey		<input type="checkbox"/>	Football	<input checked="" type="checkbox"/>	

Golf	<input checked="" type="checkbox"/>	<input checked="" type="checkbox"/>	Gymnastics	<input type="checkbox"/>	<input type="checkbox"/>
Ice Hockey	<input type="checkbox"/>	<input type="checkbox"/>	Lacrosse	<input type="checkbox"/>	<input type="checkbox"/>
Rifle	<input type="checkbox"/>	<input type="checkbox"/>	Rodeo	<input type="checkbox"/>	<input type="checkbox"/>
Rowing	<input type="checkbox"/>	<input type="checkbox"/>	Sailing	<input type="checkbox"/>	<input type="checkbox"/>
Skiing	<input type="checkbox"/>	<input type="checkbox"/>	Soccer	<input checked="" type="checkbox"/>	<input checked="" type="checkbox"/>
Softball		<input checked="" type="checkbox"/>	Squash	<input type="checkbox"/>	<input type="checkbox"/>
Swimming	<input type="checkbox"/>	<input type="checkbox"/>	Swimming and Diving (combined)	<input checked="" type="checkbox"/>	<input checked="" type="checkbox"/>
Synchronized Swimming		<input type="checkbox"/>	Table Tennis	<input type="checkbox"/>	<input type="checkbox"/>
Team Handball	<input type="checkbox"/>	<input type="checkbox"/>	Tennis	<input checked="" type="checkbox"/>	<input checked="" type="checkbox"/>
Track and Field (Indoor)	<input type="checkbox"/>	<input type="checkbox"/>	Track and Field (Outdoor)	<input type="checkbox"/>	<input type="checkbox"/>
Track and Field and Cross Country (combined)	<input checked="" type="checkbox"/>	<input checked="" type="checkbox"/>	Volleyball	<input type="checkbox"/>	<input checked="" type="checkbox"/>
Water Polo	<input type="checkbox"/>	<input type="checkbox"/>	Weight Lifting	<input type="checkbox"/>	<input type="checkbox"/>
Wrestling	<input type="checkbox"/>	<input type="checkbox"/>	Other Sports (Specify sports in the caveat box.)*	<input type="checkbox"/>	<input type="checkbox"/>

CAVEAT

* If you indicated in the caveat box that your other sports are Dancing and/or Cheerleading, please also specify in the caveat box that your institution has a letter from the Office for Civil Rights confirming that the OCR has determined that Dancing and/or Cheerleading are varsity sports at your institution.

If you save the data on this screen, then return to the screen to make changes, note the following:

- 1) If you select an additional team remember to include associated data for that sport on subsequent screens;
- 2) If you delete a sport but have already entered associated data on other screens, all associated data for that sport will be deleted from subsequent screens. However, because the survey system has to recalculate the totals, you must re-save every screen.

Institution: University of South Carolina-Columbia (218663)

User ID: E2186631

Athletics Participation - Men's and Women's Teams

Enter the number of participants as of the day of the first scheduled contest.

Varsity Teams

	Men's Teams	Women's Teams
Baseball	36	
Basketball	14	25
Equestrian		36
Football	111	
Golf	8	12
Soccer	25	36
Softball		24
Swimming and Diving (combined)	27	43
Tennis	10	8
Track and Field and Cross Country (combined)	62	158

Volleyball

21

Total Participants Men's and Women's Teams

293

363

Unduplicated Count of Participants

(This is a head count. If an individual participates on more than one team, count that individual only once on this line.)

262

269

CAVEAT

If you save the data on this screen, then return to the screen to make changes, please note you must re-save every screen because the survey system has to recalculate the totals.

Institution: University of South Carolina-Columbia (218663)

User ID: E2186631

Head Coaches - Men's Teams

For each men's team, indicate whether the head coach is male or female, was assigned to the team on a full-time or part-time basis, and whether the coach was employed by the institution on a full-time basis or on a part-time or volunteer basis, by entering a 1 in the appropriate field.

The Swimming and Diving (combined) fields allow up to 2 head coaches. The Track and Field and Cross Country (combined) fields allow up to 3.

Varsity Teams	Male Head Coaches				Female Head Coaches				Total Head Coaches
	Assigned to Team on a Full-Time Basis	Assigned to Team on a Part-Time Basis	Full-Time Institution Employee	Part-Time Institution Employee or Volunteer	Assigned to Team on a Full-Time Basis	Assigned to Team on a Part-Time Basis	Full-Time Institution Employee	Part-Time Institution Employee or Volunteer	
Baseball	1		1						1
Basketball	1		1						1
Football	1		1						1
Golf	1		1						1
Soccer	1		1						1
Swimming and Diving (combined)		1	1						1
Tennis	1		1						1
Track and Field and Cross Country (combined)		1	1						1
Coaching Position Totals	6	2	8	0	0	0	0	0	8

CAVEAT

Institution: University of South Carolina-Columbia (218663)

User ID: E2186631

Head Coaches - Women's Teams

For each women's team, indicate whether the head coach is male or female, was assigned to the team on a full-time or part-time basis, and whether the coach was employed by the institution on a full-time basis or on a part-time or volunteer basis, by entering a 1 in the appropriate field.

The Swimming and Diving (combined) fields allow up to 2 head coaches. The Track and Field and Cross Country (combined) fields allow up to 3.

Varsity Teams	Male Head Coaches				Female Head Coaches				Total Head Coaches
	Assigned to Team on a Full-Time Basis	Assigned to Team on a Part-Time Basis	Full-Time Institution Employee	Part-Time Institution Employee or Volunteer	Assigned to Team on a Full-Time Basis	Assigned to Team on a Part-Time Basis	Full-Time Institution Employee	Part-Time Institution Employee or Volunteer	
Basketball	<input type="text"/>	<input type="text"/>	<input type="text"/>	<input type="text"/>	<input type="text" value="1"/>	<input type="text"/>	<input type="text" value="1"/>	<input type="text"/>	1
Equestrian	<input type="text"/>	<input type="text"/>	<input type="text"/>	<input type="text"/>	<input type="text" value="1"/>	<input type="text"/>	<input type="text" value="1"/>	<input type="text"/>	1
Golf	<input type="text"/>	<input type="text"/>	<input type="text"/>	<input type="text"/>	<input type="text" value="1"/>	<input type="text"/>	<input type="text" value="1"/>	<input type="text"/>	1
Soccer	<input type="text"/>	<input type="text"/>	<input type="text"/>	<input type="text"/>	<input type="text" value="1"/>	<input type="text"/>	<input type="text" value="1"/>	<input type="text"/>	1
Softball	<input type="text"/>	<input type="text"/>	<input type="text"/>	<input type="text"/>	<input type="text" value="1"/>	<input type="text"/>	<input type="text" value="1"/>	<input type="text"/>	1
Swimming and Diving (combined)	<input type="text"/>	<input type="text" value="1"/>	<input type="text" value="1"/>	<input type="text"/>	<input type="text"/>	<input type="text"/>	<input type="text"/>	<input type="text"/>	1
Tennis	<input type="text" value="1"/>	<input type="text"/>	<input type="text" value="1"/>	<input type="text"/>	<input type="text"/>	<input type="text"/>	<input type="text"/>	<input type="text"/>	1
Track and Field and Cross Country (combined)	<input type="text"/>	<input type="text" value="1"/>	<input type="text" value="1"/>	<input type="text"/>	<input type="text"/>	<input type="text"/>	<input type="text"/>	<input type="text"/>	1
Volleyball	<input type="text" value="1"/>	<input type="text"/>	<input type="text" value="1"/>	<input type="text"/>	<input type="text"/>	<input type="text"/>	<input type="text"/>	<input type="text"/>	1
Coaching Position Totals	2	2	4	0	5	0	5	0	9

CAVEAT

Institution: University of South Carolina-Columbia (218663)

User ID: E2186631

Head Coaches' Salaries - Men's and Women's Teams

Enter only salaries and bonuses that your institution pays head coaches as compensation for coaching. Do not include benefits on this screen.

Do not include volunteer coaches in calculating the average salary and the Full-Time Equivalent (FTE) Total.

For help calculating the FTE total click on the "Need help? Click here for screen instructions" link on this screen.

	Men's Teams	Women's Teams
Average Annual Institutional Salary per Head Coach	<input type="text" value="213,322"/>	<input type="text" value="115,254"/>
Number of Head Coaches Used to Calculate the Average	<input type="text" value="8"/>	<input type="text" value="9"/>
Number of Volunteer Head Coaches (Do not include these coaches in your salary or FTE calculations.)	<input type="text" value="0"/>	<input type="text" value="0"/>
Average Annual Institutional Salary per Full-time equivalent (FTE)	257,014	124,077

Sum of Full-Time Equivalent (FTE) Positions Used to Calculate the Average

6.64

8.36

CAVEAT

Institution: University of South Carolina-Columbia (218663)

User ID: E2186631

Assistant Coaches - Men's Teams

For each men's team, indicate whether the assistant coach is male or female, was assigned to the team on a full-time or part-time basis, and whether the coach was employed by the institution on a full-time basis or on a part-time or volunteer basis, by entering a 1 in the appropriate field.

Varsity Teams	Male Assistant Coaches				Female Assistant Coaches				Total Assistant Coaches
	Assigned to Team on a Full-Time Basis	Assigned to Team on a Part-Time Basis	Full-Time Institution Employee	Part-Time Institution Employee or Volunteer	Assigned to Team on a Full-Time Basis	Assigned to Team on a Part-Time Basis	Full-Time Institution Employee	Part-Time Institution Employee or Volunteer	
Baseball	2		2						2
Basketball	3		3						3
Football	9		9						9
Golf		1	1						1
Soccer	2		2						2
Swimming and Diving (combined)		3	3			2	2		5
Tennis	1		1						1
Track and Field and Cross Country (combined)		4	4			1	1		5
Coaching Position Totals	17	8	25	0	0	3	3	0	28

CAVEAT

Institution: University of South Carolina-Columbia (218663)

User ID: E2186631

Assistant Coaches - Women's Teams

For each women's team, indicate whether the assistant coach is male or female, was assigned to the team on a full-time or part-time basis, and whether the coach was employed by the institution on a full-time basis or on a part-time or volunteer basis, by entering a 1 in the appropriate field.

Varsity Teams	Male Assistant Coaches				Female Assistant Coaches				Total Assistant Coaches
	Assigned to Team on a Full-Time Basis	Assigned to Team on a Part-Time Basis	Full-Time Institution Employee	Part-Time Institution Employee or Volunteer	Assigned to Team on a Full-Time Basis	Assigned to Team on a Part-Time Basis	Full-Time Institution Employee	Part-Time Institution Employee or Volunteer	
Basketball	1		1		2		2		3
Equestrian					2		2		2
Golf		1	1						1
Soccer	2		2						2
Softball	1		1		1		1		2
Swimming and Diving (combined)		3	3			2	2		5
Tennis					1		1		1
Track and Field and Cross Country (combined)		4	4			1	1		5
Volleyball	1		1		1		1		2
Coaching Position Totals	5	8	13	0	7	3	10	0	23
CAVEAT									

Institution: University of South Carolina-Columbia (218663)

User ID: E2186631

Assistant Coaches' Salaries - Men's and Women's Teams

Enter only salaries and bonuses that your institution pays assistant coaches as compensation for coaching. Do not include benefits on this screen.

Do not include volunteer coaches in calculating the average salary and the Full-Time Equivalent (FTE) Total.

For help calculating the FTE total click on the "Need help? Click here for screen instructions" link on this screen.

	Men's Teams	Women's Teams
Average Annual Institutional Salary per Assistant Coach	111,379	49,393
Number of Assistant Coaches Used to Calculate the Average	28	23
Number of Volunteer Assistant Coaches. (Do not include these coaches in your salary or FTE calculations.)	0	0
Average Annual Institutional Salary per Full-time equivalent (FTE)	150,658	58,862
Sum of Full-Time Equivalent (FTE) Positions Used to Calculate the Average	20.70	19.30
CAVEAT		

Institution: University of South Carolina-Columbia (218663)

User ID: E2186631

Athletically Related Student Aid - Men's and Women's Teams

Athletically related student aid is any scholarship, grant, or other form of financial assistance, offered by an institution, the terms of which require the recipient to participate in a program of intercollegiate athletics at the institution. Other student aid, of which a student-athlete simply happens to be the recipient, is not athletically related student aid. If you do not have any aid to report, enter a 0.

	Men's Teams	Women's Teams	Total
Total	4,807,165	3,659,749	8,466,914
Ratio (percent)	57	43	100%
CAVEAT			

Institution: University of South Carolina-Columbia (218663)

User ID: E2186631

Recruiting Expenses - Men's and Women's Teams

Recruiting expenses are all expenses an institution incurs attributable to recruiting activities. This includes, but is not limited to, expenses for lodging, meals, telephone use, and transportation (including vehicles used for recruiting purposes) for both recruits and personnel engaged in recruiting, and other expenses for official and unofficial visits, and all other expenses related to recruiting. If you do not have any recruiting expenses to report, enter a 0.

	Men's Teams	Women's Teams	Total
Total	497,213	361,850	859,063
CAVEAT			

Institution: University of South Carolina-Columbia (218663)


User ID: E2186631

Operating (Game-Day) Expenses - Men's and Women's Teams by Team

Operating expenses are all expenses an institution incurs attributable to home, away, and neutral-site intercollegiate athletic contests (commonly known as "game-day expenses"), for (A) Lodging, meals, transportation, uniforms, and equipment for coaches, team members, support staff (including, but not limited to team managers and trainers), and others; and (B) Officials.

For a sport with a men's team and a women's team that have a combined budget, click on the "Need help? Click here for screen instructions" link for special instructions.

Varsity Teams	Participants	Men's Teams		Participants	Women's Teams		Total Operating Expenses
		Operating Expenses per Participant	By Team		Operating Expenses per Participant	By Team	
Basketball	14	46,004	644,061	25	24,784	619,588	1,263,649
Football	111	17,188	1,907,839				1,907,839
Baseball	36	18,917	680,995				680,995
Equestrian				36	4,678	168,394	168,394
Golf	8	9,977	79,818	12	7,887	94,649	174,467
Soccer	25	7,872	196,799	36	6,064	218,307	415,106
Softball				24	10,777	258,638	258,638
Swimming and Diving (combined)	27	4,387	118,444	43	4,308	185,261	303,705
Tennis	10	10,291	102,914	8	20,758	166,067	268,981
Track and Field and Cross Country (combined)	62	3,100	192,188	158	3,733	589,825	782,013
Volleyball				21	9,824	206,295	206,295
Total Operating Expenses Men's and Women's Teams	293		3,923,058	363		2,507,024	6,430,082
CAVEAT							



Note: This screen is for game-day expenses only.

Institution: University of South Carolina-Columbia (218663)

User ID: E2186631


Total Expenses - Men's and Women's Teams

Enter all expenses attributable to intercollegiate athletic activities. This includes appearance guarantees and options, athletically related student aid, contract services, equipment, fundraising activities, operating expenses, promotional activities, recruiting expenses, salaries and benefits, supplies, travel, and any other expenses attributable to intercollegiate athletic activities.

Varsity Teams	Men's Teams	Women's Teams	Total
Basketball	4,618,566	2,993,399	7,611,965
Football	22,482,479		22,482,479
Baseball	4,233,588		4,233,588
Equestrian		1,250,931	1,250,931
Golf	510,198	528,867	1,039,065
Soccer	784,627	1,018,836	1,803,463
Softball		1,783,629	1,783,629

Swimming and Diving (combined)	598,930	953,852	1,552,782
Tennis	521,837	630,523	1,152,360
Track and Field and Cross Country (combined)	787,707	2,075,807	2,863,514
Volleyball		1,356,245	1,356,245
Total Expenses of all Sports, Except Football and Basketball, Combined	7,436,887	9,598,690	17,035,577
Total Expenses Men's and Women's Teams	34,537,932	12,592,089	47,130,021
Not Allocated by Gender/Sport (Expenses not attributable to a particular sport or sports)			35,811,920
Grand Total Expenses			82,941,941

CAVEAT



Institution: University of South Carolina-Columbia (218663)

User ID: E2186631

Total Revenues - Men's and Women's Teams


Your total revenues must cover your total expenses.

Enter all revenues attributable to intercollegiate athletic activities. This includes revenues from appearance guarantees and options, an athletic conference, tournament or bowl games, concessions, contributions from alumni and others, institutional support, program advertising and sales, radio and television, royalties, signage and other sponsorships, sport camps, state or other government support, student activity fees, ticket and luxury box sales, and any other revenues attributable to intercollegiate athletic activities.

Varsity Teams	Men's Teams	Women's Teams	Total
Basketball	7,849,818	45,550	7,895,368
Football	45,464,058		45,464,058
Baseball	2,567,094		2,567,094
Equestrian		1,001	1,001
Golf	15,350	15,350	30,700
Soccer	24,887	12,582	37,469
Softball		12,268	12,268
Swimming and Diving (combined)	2,172	3,398	5,570
Tennis	1,001	1,001	2,002
Track and Field and Cross Country (combined)	5,727	11,823	17,550
Volleyball		4,386	4,386
Total Revenues of all Sports, Except Football and Basketball, Combined	2,616,231	61,809	2,678,040
Total Revenues Men's and Women's Teams	55,930,107	107,359	56,037,466
Not Allocated by Gender/Sport (Revenues not attributable to a particular sport or sports)			27,667,201
			83,704,667

Grand Total for all Teams (includes
by team and not allocated by
gender/sport)

CAVEAT



Institution: University of South Carolina-Columbia (218663)

User ID: E2186631

Summary - Men's and Women's Teams

Your Grand Total Revenues must be equal to or greater than your Grand Total Expenses or you will not be able to lock your survey.

		Men's Teams	Women's Teams	Total
1	Total of Head Coaches' Salaries	1,706,576	1,037,286	2,743,862
2	Total of Assistant Coaches' Salaries	3,118,612	1,136,039	4,254,651
3	Total Salaries (Lines 1+2)	4,825,188	2,173,325	6,998,513
4	Athletically Related Student Aid	4,807,165	3,659,749	8,466,914
5	Recruiting Expenses	497,213	361,850	859,063
6	Operating (Game-Day) Expenses	3,923,058	2,507,024	6,430,082
7	Summary of Subset Expenses (Lines 3+4+5+6)	14,052,624	8,701,948	22,754,572
8	Total Expenses for Teams	34,537,932	12,592,089	47,130,021
9	Total Expenses for Teams Minus Subset Expenses (Line 8 – Line 7)	20,485,308	3,890,141	24,375,449
10	Not Allocated Expenses			35,811,920
11	Grand Total Expenses (Lines 8+10)			82,941,941
12	Total Revenues for Teams	55,930,107	107,359	56,037,466
13	Not Allocated Revenues			27,667,201
14	Grand Total Revenues (Lines 12+13)			83,704,667
15	Total Revenues for Teams minus Total Expenses for Teams (Line 12-Line 8)	21,392,175	-12,484,730	8,907,445
16	Grand Total Revenues Minus Grand Total Expenses (Line 14- Line 11)			762,726

To return to a data entry screen, click on the link in the Navigation Menu.

To proceed to the Supplemental Information screen, click on the link in the Navigation Menu or click on the "Next" button on this screen.

Institution: University of South Carolina-Columbia (218663)

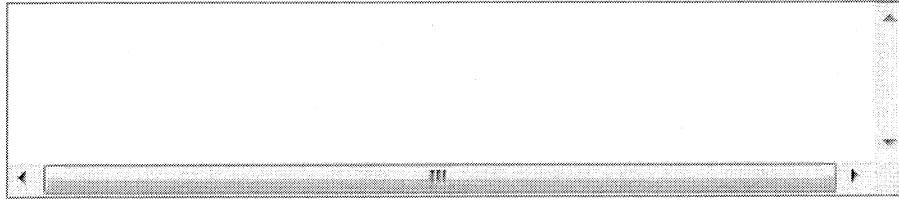
User ID: E2186631

Supplemental Information (optional)

This screen may be used to help the reader better understand the data you have provided, or to help a prospective student-athlete make an informed choice of an athletics program.

This information will be viewable on the EADA public website. Please do not include the names of individuals or write messages to the help desk.

To explain specific data entered on a previous screen, please use the caveat box on that screen.



Print Form(s)

Get PDF File

Return