



CAROLINA BASEBALL.....

Table of Contents..... 1

Founders Park 2

All-Time Records vs. Opponents..... 3-4

Series Results vs. 2022 Opponents 5-11

Year-By-Year Statistics..... 13-25

Year-by-Year Results 26-27

Coaching Records 28

Gamecock Record Book..... 29-43

Annual Team Statistics 44-45

SEC-Only Individual Bests 46

The Last Time 47

Baseball in USC Athletic Hall of Fame..... 48

Ray Tanner Years 49

Founders Park Records 50-51

Home History..... 52

Tribute to Sarge Frye Field 53

NCAA Tournament History..... 54-55

Conference Tournament History..... 56-57

Gamecock All-Americans 58-59

Awards & Honors 60-62

Pro Signees 63

2010 National Championship Team..... 64-75

2011 National Championship Team..... 76-89

College World Series Teams..... 90-99


Year-by-Year Results 100-124

All-Time Letterwinners 125-127

Gamecocks in the Pros 128-131

Founders Federal Credit Union and the University of South Carolina announced a partnership awarding naming rights of Carolina Stadium to Founders Federal Credit Union. Carolina Stadium officially became Founders Park on October 22, 2015.

Unveiled in 2009, the \$35-plus million facility has a capacity of 8,242 fans and is the crown jewel among baseball stadiums across the nations. South Carolina has ranked among the top 10 in the nation in total attendance in 11 consecutive years, including a mark of 90,018 last season.



**BASEBALL
AT FOUNDERS PARK**

HOME RECORD

Year	Record	Pct.
2009	26-9	.743
2010	30-6	.833
2011	36-4	.900
2012	32-7	.821
2013	31-6	.838
2014	34-7	.829
2015	25-11	.694
2016	34-7	.829
2017	23-13	.639
2018	24-10	.706
2019	18-15	.545
2020	10-3*	.769
2021	23-10	.697
TOTAL	346-108	.762

HOME ATTENDANCE

Year	Total	Avg.
2009	231,360	6,804
2010	241,582	6,710
2011	297,279	7,431
2012	295,389	7,574
2013	260,605	7,445
2014	305,564	7,452
2015	250,057	7,354
2016	293,677	7,162
2017	258,407	7,178
2018	229,434	6,748
2019	197,936	6,385
2020	75,154*	5,781
2021	92,556	2,804
TOTAL	3,029,000	6,792

*season cut short due to coronavirus

**BASEBALL
AT FOUNDERS PARK**

SEC SCHOOLS

RANKED BY WINNING PERCENTAGE

AT HOME (2009 to 2021)

School	Record	Winning Pct.
LSU	383-106-1	.783
Florida	363-103	.779
Vanderbilt	348-99-1	.778
South Carolina	346-108	.762
Arkansas	333-111	.750
Texas A&M	339-119-1	.740
Ole Miss	310-109	.740
Mississippi State	304-123	.712
Kentucky	262-126	.675
Auburn	281-152	.649
Alabama	260-143	.645
Tennessee	250-158	.613
Georgia	241-162	.598
Missouri	197-137	.590

Since the opening of Founders Park, the Gamecocks are 346-108 for a .762 winning percentage, the fourth-best winning percentage at home among the 14 SEC schools.

South Carolina has totaled 3,029,000 in attendance since 2009 for an average of 6,792 fans.

Founders Park has hosted seven NCAA Regionals as well as four NCAA Super Regionals. South Carolina owns a 23-7 (.767) all-time record in postseason games at Founders Park. The Gamecocks are 65-15 (.813) all-time in postseason home games in Columbia, SC.



ALL-TIME RECORD VS. OPPONENTS

OPPONENT	RECORD	FIRST MET	LAST MET
Alabama	37-30	1973	2021
Albany.....	6-0	2013.....	2013
Alderson Broadus	1-0	1980.....	1980
Amherst	1-0	1960.....	1960
Appalachian State	16-1	1972	2021
Arizona.....	0-2	2012.....	2012
Arizona State.....	3-4	1972.....	2010
Arkansas	34-43	1985	2021
Armstrong State	4-1	1982.....	1987
Atlanta Baptist	2-0	1971.....	1971
Auburn	46-26	1927	2019
Augusta	5-1	1977.....	1991
Austin Peay	1-0	1981.....	1981
Ball State.....	2-0	2013.....	2013
Baylor.....	1-0	1977.....	1977
Belmont Abbey	1-0	1967.....	1967
Benedictine	1-0	1924.....	1924
Bowling Green	1-1	1967.....	1967
Brown	11-0	1967.....	2014
Bucknell.....	4-0	2010.....	2014
Buffalo	1-0	1969.....	1969
Butler.....	3-0	1995.....	2001
Cal-Riverside.....	1-0	1972.....	1972
Cal-State Bakersfield.....	2-1	2011.....	2011
Cal-State Fullerton	1-2	2004.....	2004
Campbell	11-2	1978.....	2014
Carson Newman	5-0	1964.....	1969
Catholic	0-2	1913.....	1922
Central Florida*	5-2	1975.....	2001
Central Michigan	3-3	1972.....	1974
Charleston Southern!	78-13	1972.....	2021
Charlotte	25-8	1979	2019
Cincinnati.....	26-12	1971.....	1991
Clemson	143-182-2	1899	2021
Cleveland State.....	3-0	1998.....	1998
Coastal Carolina.....	14-6	1976.....	2016
College of Charleston	50-9	1899.....	2018
Connecticut	3-0	1985.....	2011
Cornell.....	6-1	1964.....	2020
Davidson.....	49-22-1	1900.....	2021
Dayton.....	3-0	2021.....	2021
Delaware	0-1	1983.....	1983
Delaware State.....	9-0	2000.....	2004
Duke@.....	36-56-1	1903.....	2016
Duquesne.....	22-0	1995.....	2010
East Carolina.....	18-9	1958.....	2018
East Tennessee State	8-0	1971.....	2002
Eastern Kentucky	4-0	1982.....	2014
Eastern Michigan	5-1	1973.....	2007
Eckerd.....	0-2	1977.....	1977
Elon	10-3	1916.....	2012
Erskine	65-17	1897.....	1990
Florida	50-48	1919	2021

OPPONENT	RECORD	FIRST MET	LAST MET
Florida International	5-1	1984.....	1998
Florida Southern	0-1	1977.....	1977
Florida State.....	10-19	1969.....	1991
Francis Marion.....	12-3	1975.....	2012
Frostburg State.....	2-0	1974.....	1974
Furman	118-57-2	1896.....	2020
Gardner-Webb	3-2	1973	2021
George Mason.....	10-1	1974.....	2009
George Washington	5-0	1993	1999
Georgetown	0-1	1922.....	1922
Georgia	67-64	1896	2021
Georgia Southern	86-48	1959.....	2011
Georgia Southwestern	2-0	1981.....	1981
Georgia State.....	7-4	1972.....	2009
Georgia Tech	34-16-1	1928.....	2005
Guilford	6-9-1	1903.....	1919
Harvard.....	1-0	2018.....	2018
High Point	3-0	1973.....	2015
Hobart	1-1	1902.....	1902
Holy Cross	3-0	2020.....	2020
Howard.....	7-0	1975.....	1982
Hunter	1-0	1974.....	1974
Illinois.....	3-0	1994.....	1994
Jacksonville	9-11	1975.....	1996
James Madison	9-1	1975.....	2008
Kansas.....	1-0	1992.....	1992
Kansas State	0-1	2017.....	2017
Kent State	6-2	1965.....	2012
Kentucky	57-42	1959	2021
Lafayette.....	2-13	1898.....	1915
LaSalle.....	2-0	1985.....	1985
Lenoir Rhyne	3-1	1924.....	1979
Liberty#	13-4	1974.....	2019
Limestone	1-0	1989.....	1989
Long Beach State.....	2-1	2009.....	2009
Longwood.....	3-0	2005.....	2005
Los Angeles State.....	1-0	1977.....	1977
Louisiana-Lafayette	1-2	2000.....	2000
Louisiana State	31-40-1	1992.....	2021
Louisville.....	32-4	1972.....	1991
Lynchburg.....	1-1	1920.....	1920
Maine.....	6-1	1981.....	1986
Manhattan	1-0	2012.....	2012
Marshall	4-0	1975.....	1998
Maryland	16-27	1920.....	2014
Massachusetts.....	1-1	1969.....	1969
Memphis.....	11-2	1981.....	1991
Mercer.....	31-8	1901.....	2021
Methodist.....	3-0	1983.....	1987
Miami (Fla.).....	9-23	1974.....	2004
Miami (Ohio)	6-1	1973.....	2015
Michigan.....	2-1	1986.....	2005
Michigan State	7-16	1935.....	2017

ALL-TIME RECORD VS. OPPONENTS

OPPONENT	RECORD	FIRST MET	LAST MET
Minnesota	1-0	2005	2005
Mississippi	37-27	1994	2021
Mississippi State	40-37	1981	2021
Missouri	16-11	2013	2021
Morehead State	2-0	1994	1994
Morris Harvey	1-0	1979	1979
Navy	0-1	1920	1920
Nebraska	1-0	2002	2002
New Orleans	8-6	1984	2005
Newberry	52-34-2	1900	1991
Niagara	3-0	2005	2005
North Carolina	38-64-1	1903	2021
North Carolina Asheville	8-0	2000	2012
North Carolina A&T	1-1	2018	2019
North Carolina Pembroke	3-0	1981	1982
North Carolina State\$	22-35	1906	2019
North Carolina Wilmington	18-2	1975	2018
North Florida	3-0	2018	2021
Northwestern	8-7	1986	2020
Notre Dame	1-1	1992	1992
Oglethorpe	0-4	1919	1924
Ohio	12-6	1938	1995
Ohio State	14-6	1960	2018
Oklahoma	4-1	2007	2012
Oklahoma State	0-5	1981	2016
Old Dominion	19-5	1973	2021
Penn State	6-1	1912	2016
Pepperdine	0-1	2005	2005
Pfeiffer	11-1	1963	1986
Pittsburgh	2-0	1939	1941
Presbyterian	48-20	1901	2020
Princeton	9-1	1970	2018
Purdue	1-0	2002	2002
Radford	13-3	1994	2006
Rhode Island	2-1	2011	2016
Richmond	7-3	1916	2007
Rider	3-0	2013	2013
Roanoke	1-0	1914	1914
Rollins	3-8	1936	1986
St. John's	1-0	1985	1985
St. Leo	2-0	1975	1975
Saint Louis	1-0	2013	2013
St. Mary's	1-2	1906	1915
Santa Clara	3-1	1972	2011
Seton Hall	5-1	1975	2002
Sewanee	0-1	1899	1899
Shippensburg State	2-1	1967	1967
South Alabama	3-7	1973	1989
South Florida	3-3	1977	1990
SIU-Carbondale	5-0	1977	2011
SIU-Edwardsville	3-0	1977	1978
Southern Mississippi	9-5	1984	1991
Stanford	1-6	1972	2003

OPPONENT	RECORD	FIRST MET	LAST MET
Stetson	16-2	1972	2014
Tampa	0-0-1	1977	1977
Taylor	2-0	1971	1971
Temple	2-0	1974	1981
Tennessee	66-40	1912	2021
Tennessee Temple	1-0	1976	1976
Texas	0-6	1975	2021
Texas A&M	10-7	2011	2019
Texas Tech	1-0	1998	1998
The Citadel	139-49-1	1900	2021
Toledo	2-0	1970	1976
Towson State	2-0	1988	1993
Tulane	4-3	1984	1991
UCLA	2-1	1972	2010
UNC Greensboro	2-1	2017	2017
USC Upstate	13-0	2008	2019
Utah Valley	3-0	2019	2019
Valparaiso	5-0	2010	2019
Vanderbilt	59-38	1992	2021
Virginia	37-29	1909	2021
Virginia Christian	2-0	1911	1913
Virginia Commonwealth	3-0	2001	2002
Virginia Military Institute	11-6	1911	2018
Virginia Tech	33-31	1910	2010
Wagner	1-0	1992	1992
Wake Forest	34-40	1897	2000
Washington & Lee	9-6	1910	1962
West Georgia	1-0	1979	1979
West Virginia	13-4	1930	1997
West Virginia Wesleyan	4-0	1914	1915
Western Carolina	25-6-1	1971	2008
Western Kentucky	1-0	2007	2007
Western Michigan	0-1	1990	1990
Wheaton	1-0	1982	1982
Wichita State	1-5	1990	1993
William & Mary	6-1	1912	2006
Wingate	6-0	1980	1986
Winthrop	21-7	1980	2021
Wisconsin	1-0	1976	1976
Wofford	77-25-1	1895	2017
Wright State	4-1	1994	2017
Xavier	1-0	1989	1989
Yale	13-3	1921	2009
Military Teams	19-22	1918	1950
Other Non-Collegiate	64-17-1	1892	1935
TOTALS	2,679-1,614-17	1892	2021

BOLD INDICATES 2022 OPPONENT

* – Name changed from Florida Tech 1979

! – Name changed from Baptist College 1990

@ – Name changed from Trinity College 1926

– Formerly Liberty Baptist College

\$ – Formerly North Carolina A&M

Year	Date	Result	Score	Site
2017	3/28	W	15-1	Charleston
2018	3/20	L	3-4	Columbia
2018	4/10	W	12-1	Charleston
2019	3/5	W	9-0	Columbia
2019	3/12	W	10-9	Charleston
2020	3/10	W	10-1	Columbia
2021	3/10	W	11-7	Charleston
2021	3/23	W	8-3	Columbia
2021	4/27	W	9-5	Columbia

- NCAA Regional

Vs. UNC Greensboro (2-1)

H: 2-1

Year	Date	Result	Score	Site
2017	2/17	W	7-1	Columbia
2017	2/18	W	5-1	Columbia
2017	2/19	L	0-1	Columbia

Vs. USC Upstate (13-0-0)

H: 11-0; A: 2-0; N: 0-0

Year	Date	Result	Score	Site
2008	4/15	W	14-4	Columbia
2009	4/21	W	14-6	Spartanburg
2009	5/12	W	6-3 (7)	Columbia
2009	5/12	W	9-2 (7)	Columbia
2010	4/20	W	4-2	Columbia
2011	4/5	W	18-2	Columbia
2013	3/12	W	12-3	Columbia
2014	4/23	W	6-1	Columbia
2015	5/12	W	17-0	Columbia
2016	3/15	W	12-6	Greenville
2016	5/4	W	4-1	Columbia
2017	5/16	W	6-3	Columbia
2019	5/14	W	1-0	Columbia

Vs. Vanderbilt (58-36-0)

H: 25-17; A: 29-13; N: 4-6

Year	Date	Result	Score	Site
1992	4/18	W	21-1	Nashville
1992	4/18	W	7-5 (7)	Nashville
1992	4/19	W	18-7 (8)	Nashville
1992	5/14	W	14-1*	New Orleans
1993	4/24	W	6-1	Columbia
1993	4/24	W	4-0 (7)	Columbia
1993	4/25	L	7-8	Columbia
1993	5/21	L	7-11*	Columbia
1994	4/23	W	8-6	Nashville
1994	4/23	W	16-6	Nashville
1994	4/24	W	9-7	Nashville
1995	4/21	W	4-3	Columbia
1995	4/22	W	9-2	Columbia
1995	4/23	L	0-3	Columbia
1996	4/19	L	6-10	Nashville
1996	4/20	L	10-16	Nashville
1996	4/21	W	8-7 (12)	Nashville
1997	4/18	L	9-15	Columbia
1997	4/19	W	7-5	Columbia
1997	4/20	W	10-9	Columbia
1998	4/24	W	20-4	Nashville
1998	4/25	W	4-3	Nashville
1998	4/26	W	14-5	Nashville
1999	3/26	W	15-8	Columbia
1999	3/27	W	12-2	Columbia
1999	3/28	W	3-2	Columbia
2000	4/14	W	14-5	Nashville
2000	4/15	W	2-1	Nashville
2000	4/16	W	7-3	Nashville
2001	3/23	W	4-1	Columbia
2001	3/24	W	7-1	Columbia
2001	3/25	W	13-1	Columbia
2002	4/12	W	7-5	Nashville
2002	4/13	W	10-1	Nashville
2002	4/14	W	20-13	Nashville
2003	3/28	W	2-0	Columbia
2003	3/29	W	11-7	Columbia
2003	3/30	W	8-3	Columbia
2003	5/23	W	3-2*	Hoover
2004	4/2	L	2-6	Nashville
2004	4/3	W	6-3	Nashville
2004	4/4	W	10-4	Nashville
2004	5/30	W	3-2*	Hoover
2005	4/15	L	3-11	Columbia
2005	4/16	L	2-1	Columbia
2005	4/17	W	7-4	Columbia
2006	5/18	L	7-8	Nashville

Year	Date	Result	Score	Site
2006	5/19	L	6-10	Nashville
2006	5/20	W	6-3	Nashville
2006	5/25	L	1-11 (7)*	Hoover
2007	3/30	L	3-4	Columbia
2007	3/31	L	1-12	Columbia
2007	4/1	W	8-2	Columbia
2008	3/14	L	3-4 (13)	Nashville
2008	3/15	W	16-7	Nashville
2008	3/16	L	4-10	Nashville
2008	5/23	L	5-7*	Hoover
2009	5/1	W	8-5	Columbia
2009	5/2	W	14-5	Columbia
2009	5/3	W	11-3	Columbia
2009	5/21	L	4-5*	Hoover
2010	4/9	W	3-2	Nashville
2010	4/10	L	2-8	Nashville
2010	4/11	W	2-0	Nashville
2011	4/15	W	3-1	Columbia
2011	4/16	L	4-6	Columbia
2011	4/17	W	5-3	Columbia
2011	5/26	L	2-7*	Hoover
2012	3/30	W	8-3	Nashville
2012	3/31	L	4-12	Nashville
2012	4/1	W	6-4 (13)	Nashville
2012	5/23	L	2-3*	Hoover
2013	5/3	L	2-3	Columbia
2013	5/4	L	2-5	Columbia
2013	5/23	L	3-4 (10)*	Hoover
2014	5/15	W	4-3 (10)	Nashville
2014	5/16	L	3-9	Nashville
2014	5/17	W	6-3	Nashville
2015	4/16	L	0-12	Columbia
2015	4/17	W	5-2	Columbia
2015	4/18	W	3-2	Columbia
2016	3/31	L	3-6	Nashville
2016	4/1	W	4-0	Nashville
2016	4/2	L	6-10	Nashville
2017	4/6	L	6-7	Columbia
2017	4/7	L	3-5 (13)	Columbia
2017	4/8	W	6-1	Columbia
2017	5/23	W	7-4 (11)*	Hoover
2018	4/27	W	8-7	Nashville
2018	4/28	L	1-8	Nashville
2018	4/29	W	10-9	Nashville
2019	5/3	L	11-22	Columbia
2019	5/5	L	3-9 (7)	Columbia
2019	5/5	L	2-6 (7)	Columbia
2021	3/19	L	2-3	Nashville
2021	3/20	L	0-5	Nashville
2021	3/21	W	6-5	Nashville

* - Southeastern Conference Tournament

Vs. Winthrop (21-7-0)

H: 16-4; A: 4-2; N: 1-1

Year	Date	Result	Score	Site
1980	4/10	L	1-2	Columbia
1981	4/6	W	5-4	Rock Hill
1982	4/18	W	5-0	Columbia
1985	2/28	W	6-2	Columbia
1986	2/25	W	4-1	Columbia
1987	4/16	W	18-5	Columbia
1989	2/22	W	6-2	Columbia
1989	3/15	W	17-6	Rock Hill
1990	4/24	W	7-1	Columbia
1991	2/20	W	7-0	Columbia
1992	2/19	W	12-5	Columbia
1992	4/14	L	5-6	Columbia
1992	4/23	W	10-3	Fort Mill
1993	2/28	L	5-6	Rock Hill
1993	3/24	W	14-0	Columbia
1994	3/22	W	3-2	Columbia
1994	4/26	L	3-5	Fort Mill
1995	5/10	L	1-13	Columbia
1996	2/11	L	3-4	Rock Hill
1999	3/23	W	8-5	Rock Hill
2010	5/5	W	14-6	Columbia
2015	3/17	L	5-7 (11)	Columbia
2016	2/24	W	16-4	Columbia
2017	3/8	W	8-6	Columbia
2018	2/21	W	15-2	Columbia
2019	2/19	W	8-6	Columbia
2021	2/23	W	12-4	Columbia
2021	3/2	W	19-8	Rock Hill

Vs. Xavier (1-0)

H: 1-0

Year	Date	Result	Score	Site
1989	3/24	W	7-2	Columbia

2005 Statistics

Table with 15 columns: Player, AVG, G, AB, R, H, 2B, 3B, HR, RBI, SLG, BB, SO, SB. Lists player statistics for 2005.

Table with 15 columns: Player, ERA, W-L, APP, GS, CG, SV, IP, H, R, ER, BB, SO, WP. Lists pitcher statistics for 2005.

2004 Statistics

Table with 15 columns: Player, AVG, G, AB, R, H, 2B, 3B, HR, RBI, SLG, BB, SO, SB. Lists player statistics for 2004.

Table with 15 columns: Player, ERA, W-L, APP, GS, CG, SV, IP, H, R, ER, BB, SO, WP. Lists pitcher statistics for 2004.

2003 Statistics

Table with 15 columns: Player, AVG, G, AB, R, H, 2B, 3B, HR, RBI, SLG, BB, SO, SB. Lists player statistics for 2003.

Table with 15 columns: Player, ERA, W-L, APP, GS, CG, SV, IP, H, R, ER, BB, SO, WP. Lists pitcher statistics for 2003.

2002 Statistics

Table with 15 columns: Player, AVG, G, AB, R, H, 2B, 3B, HR, RBI, SLG, BB, SO, SB. Lists player statistics for 2002.

Table with 15 columns: Player, ERA, W-L, APP, GS, CG, SV, IP, H, R, ER, BB, SO, WP. Lists pitcher statistics for 2002.

1997 Statistics

Table with columns: Player, AVG, G, AB, R, H, 2B, 3B, HR, RBI, SLG, BB, SO, SB. Lists player statistics for 1997.

Table with columns: Player, ERA, W-L, APP, GS, CG, SV, IP, H, R, ER, BB, SO, WP. Lists pitching statistics for 1997.

Summary table for 1997 statistics with columns: Opponents, AVG, G, AB, R, H, 2B, 3B, HR, RBI, SLG, BB, SO, SB.

1996 Statistics

Table with columns: Player, AVG, G, AB, R, H, 2B, 3B, HR, RBI, SLG, BB, SO, SB. Lists player statistics for 1996.

Table with columns: Player, ERA, W-L, APP, GS, CG, SV, IP, H, R, ER, BB, SO, WP. Lists pitching statistics for 1996.

Summary table for 1996 statistics with columns: Opponents, AVG, G, AB, R, H, 2B, 3B, HR, RBI, SLG, BB, SO, SB.

1995 Statistics

Table with columns: Player, AVG, G, AB, R, H, 2B, 3B, HR, RBI, SLG, BB, SO, SB. Lists player statistics for 1995.

Table with columns: Player, ERA, W-L, APP, GS, CG, SV, IP, H, R, ER, BB, SO, WP. Lists pitching statistics for 1995.

Summary table for 1995 statistics with columns: Opponents, AVG, G, AB, R, H, 2B, 3B, HR, RBI, SLG, BB, SO, SB.

1994 Statistics

Table with columns: Player, AVG, G, AB, R, H, 2B, 3B, HR, RBI, SLG, BB, SO, SB. Lists player statistics for 1994.

Table with columns: Player, ERA, W-L, APP, GS, CG, SV, IP, H, R, ER, BB, SO, WP. Lists pitching statistics for 1994.

Summary table for 1994 statistics with columns: Opponents, AVG, G, AB, R, H, 2B, 3B, HR, RBI, SLG, BB, SO, SB.



YEAR-BY-YEAR RECORDS

Year	Coach	Record	Runs	Opp	Home	Away	Neutral
1892	None	1-0-0	14	8	1-0-0	0-0-0	0-0-0
1893	None	4-0-0	49	15	4-0-0	0-0-0	0-0-0
1894	No Team						
1895	None	0-1-0	4	7	0-1-0	0-0-0	0-0-0
1896	(Mgr.) E.R. Wilson	3-4-0	63	68	2-3-0	1-1-0	0-0-0
1897	(Mgr.) Lede Hagood	4-3-0	73	77	3-3-0	1-0-0	0-0-0
1898	(Mgr.) W.C. Benet, Jr.	1-4-0	26	54	1-2-0	0-2-0	0-0-0
1899	(Mgr.) J.C. Hughes	1-8-0	47	152	1-5-0	0-3-0	0-0-0
1900	(Mgr.) A.H. Brooker	7-4-0	131	59	5-2-0	2-2-0	0-0-0
1901	(Mgr.) J.D. Ardrey	6-3-0	96	65	4-2-0	1-1-0	1-0-0
1902	(Mgr.) G.B. Timmerman	6-4-0	60	41	5-3-0	1-1-0	0-0-0
1903	W. Augustus Lee	8-3-1	103	63	6-0-1	2-3-0	0-0-0
1904	W. Augustus Lee	3-3-0	39	51	2-2-0	1-0-0	0-1-0
1905	L. William Earle	5-7-1	100	84	4-2-0	1-3-1	0-2-0
1906	George Needham	1-7-0	30	82	1-2-0	0-3-0	0-2-0
1907	Dicky James	11-6-0	92	59	9-1-0	2-3-0	0-2-0
1908	Frank Lohr	10-3-1	68	56	8-0-0	2-3-1	0-0-0
1909	R.C. (Dick) Reid	11-6-0	77	39	8-4-0	2-2-0	1-0-0
1910	Bill Breitenstein	11-5-0	90	52	7-5-0	4-0-0	0-0-0
1911	P.L. Wright	11-6-0	93	82	8-2-0	2-3-0	1-1-0
1912	James G. Driver	11-11-0	138	101	9-3-0	2-7-0	0-1-0
1913	James G. Driver	11-8-1	119	64	9-5-0	2-3-0	0-0-1
1914	G.I. Guerrant	12-7-1	82	78	10-3-0	2-4-1	0-0-0
1915	Syd Smith	6-11-0	80	109	5-6-0	1-5-0	0-0-0
1916	Bill Clark	9-14-0	77	109	6-8-0	2-5-0	1-1-0
1917	Dixon Foster	4-7-2	65	105	2-3-1	1-3-1	1-1-0
1918	Dixon Foster	11-13-0	86	69	10-7-0	1-6-0	0-0-0
1919	Dixon Foster	9-13-0	73	93	7-8-0	2-5-0	0-0-0
1920	Dixon Foster	3-18-0	93	163	0-7-0	1-9-0	2-2-0
1921	Bill Clark	3-12-1	63	117	2-6-0	0-5-1	1-1-0
1922	Bill Clark	8-7-1	95	85	5-0-0	3-6-1	1-1-0
1923	Bill Clark	8-8-0	92	93	6-4-0	1-4-0	0-0-0
1924	Bill Clark	10-8-0	74	98	5-4-0	4-4-0	1-0-0
1925	Branch Boccock	4-9-0	65	98	3-5-0	1-4-0	0-0-0
1926	Branch Boccock	6-4-0	53	34	3-1-0	3-2-0	0-1-0
1927	Branch Boccock	7-8-0	86	91	6-2-0	1-6-0	0-0-0
1928	Billy Laval	7-8-1	83	80	5-3-1	1-4-0	1-1-0
1929	Billy Laval	8-4-0	100	66	5-1-0	2-3-0	1-0-0
1930	Billy Laval	14-5	135	67	10-1-0	2-4-0	2-0-0
1931	Billy Laval	15-3-0	184	59	8-1-0	7-2-0	0-0-0
1932	Billy Laval	16-7-0	184	95	9-3-0	6-4-0	1-0-0
1933	Billy Laval	17-3-0	179	83	11-1-0	6-2-0	0-0-0
1934	Billy Laval	12-3-0	129	43	6-3-0	6-0-0	0-0-0
1935	Dutch Stamman	8-10-0	77	96	5-4-0	3-6-0	0-0-0
1936	Dutch Stamman	5-9-1	70	108	2-4-1	3-5-0	0-0-0
1937	Dutch Stamman	5-6-0	71	78	2-3-0	3-3-0	0-0-0
1938	Catfish Smith	12-7-0	129	82	6-4-0	6-3-0	0-0-0
1939	Catfish Smith	10-11-0	133	145	7-7-0	3-4-0	0-0-0
1940	Ted Petoskey	8-9-0	112	115	5-5-0	3-2-0	0-2-0
1941	Ted Petoskey	10-8-0	93	84	7-2-0	2-5-0	1-1-0
1942	Ted Petoskey	6-11-0	77	131	2-5-0	4-6-0	0-0-0
1943	Kay Kirven	5-6-0	53	89	3-1-0	2-5-0	0-0-0
1944	H.W. Klocker	4-4-0	53	60	2-2-0	2-2-0	0-0-0
1945	Johnnie McMillan	8-4-0	84	41	5-2-0	3-2-0	0-0-0
1946	Catfish Smith	10-13-0	131	161	7-6-0	3-6-0	0-1-0
1947	Catfish Smith	8-17-0	180	190	5-9-0	3-7-0	0-1-0
1948	Ted Petoskey	6-14-0	106	139	4-6-0	2-6-0	0-2-0
1949	Ted Petoskey	15-6-0	146	107	10-1-0	5-5-0	0-0-0
1950	Ted Petoskey	16-9-1	198	135	7-4-1	9-5-0	0-0-0
1951	Ted Petoskey	6-15-0	106	169	2-9-0	4-5-0	0-1-0
1952	Ted Petoskey	9-8-0	72	70	6-2-0	1-3-0	2-3-0
1953	Ted Petoskey	8-11-0	103	131	6-4-0	2-6-0	0-1-0
1954	Ted Petoskey	10-10-0	91	106	6-5-0	4-5-0	0-0-0
1955	Ted Petoskey	10-10-0	122	122	5-7-0	5-3-0	0-0-0
1956	Ted Petoskey	9-9-0	107	100	6-3-0	3-6-0	0-0-0
1957	Joe Grugan	9-9-0	79	99	7-2-0	2-7-0	0-0-0
1958	Joe Grugan	7-14-0	80	126	5-7-0	2-7-0	0-0-0
1959	Joe Grugan	12-12-0	110	94	10-6-0	2-6-0	0-0-0
1960	Joe Grugan	4-18-0	106	161	2-7-0	1-10-0	1-1-0
1961	Joe Grugan	3-15-0	68	122	3-5-0	0-10-0	0-0-0
1962	Joe Grugan	9-11-0	105	140	7-4-0	2-7-0	0-0-0
1963	Joe Grugan	7-14-0	87	136	6-6-0	1-8-0	0-0-0
1964	Bob Reising	15-12-0	126	99	7-4-0	6-8-0	2-0-0
1965	Bob Reising	16-12-0	107	114	12-7-0	4-5-0	0-0-0
1966	Dick Weldon	15-8-0	124	79	11-2-0	4-6-0	0-0-0
1967	Jack Powers	21-8-0	150	97	16-2-0	5-6-0	0-0-0

Year	Coach	Record	Runs	Opp	Home	Away	Neutral
1968	Jack Powers	14-11-0	93	95	9-6-0	5-5-0	0-0-0
1969	Jack Powers	12-21-1	111	148	6-9-1	6-12-0	0-0-0
1970	Bobby Richardson	14-20-0	117	157	6-8-0	5-9-0	3-3-0
1971	Bobby Richardson	18-12-0	149	111	14-6-0	4-6-0	0-0-0
1972	Bobby Richardson	25-16-0	188	125	21-8-0	3-2-0	1-6-0
1973	Bobby Richardson	26-15-1	200	142	16-8-1	6-4-0	4-3-0
1974	Bobby Richardson	48-8-0	336	120	30-2-0	14-4-0	4-2-0
1975	Bobby Richardson	51-6-1	389	139	30-1-0	14-2-0	7-3-1
1976	Bobby Richardson	38-14-0	396	226	26-5-0	11-9-0	1-0-0
1977	June Raines	43-12-1	365	183	28-4-0	11-6-1	4-2-0
1978	June Raines	31-14-0	322	176	23-6-0	8-8-0	0-0-0
1979	June Raines	31-16-0	286	167	23-10-0	8-6-0	0-0-0
1980	June Raines	39-11-0	388	170	25-2-0	12-9-0	2-0-0
1981	June Raines	46-15-0	532	298	25-9-0	14-8-0	3-2-0
1982	June Raines	45-13-0	449	243	33-4-0	11-7-0	1-2-0
1983	June Raines	35-13-0	363	205	22-3-0	12-8-0	1-1-0
1984	June Raines	41-18-0	386	281	23-8-0	13-8-0	5-2-0
1985	June Raines	47-22-0	629	371	34-5-0	10-15-0	3-2-0
1986	June Raines	43-23-0	518	325	21-12-0	18-8-0	4-3-0
1987	June Raines	39-14-0	451	294	26-9-0	13-5-0	0-0-0
1988	June Raines	43-21-0	439	334	24-6-0	14-14-0	5-1-0
1989	June Raines	34-23-0	413	296	28-8-0	6-15-0	0-0-0
1990	June Raines	33-25-0	339	295	23-11-0	9-9-0	1-5-0
1991	June Raines	40-22-0	432	317	28-6-0	9-14-0	3-2-0
1992	June Raines	42-22-0	531	323	23-7-0	11-12-0	8-3-0
1993	June Raines	39-20-1	433	270	28-8-0	10-11-1	1-1-0
1994	June Raines	35-23-0	379	302	23-12-0	12-10-0	0-1-0
1995	June Raines	32-25-0	338	335	21-11-0	8-13-0	3-1-0
1996	June Raines	25-28-0	372	402	16-11-0	8-15-0	1-2-0
1997	Ray Tanner	33-24-0	605	425	24-12-0	8-11-0	1-1-0
1998	Ray Tanner	44-18-0	520	360	29-10-0	12-4-0	3-4-0
1999	Ray Tanner	35-23-0	404	313	26-9-0	7-10-0	2-4-0
2000	Ray Tanner	56-10-0	537	276	37-4-0	15-4-0	4-2-0
2001	Ray Tanner	49-20-0	484	273	31-6-0	10-11-0	8-3-0
2002	Ray Tanner	57-18-0	584	371	32-9-0	14-5-0	11-4-0
2003	Ray Tanner	45-22-0	437	268	29-7-0	9-10-0	7-5-0
2004	Ray Tanner	53-17-0	492	270	35-6-0	10-9-0	8-2-0
2005	Ray Tanner	41-23-0	404	274	26-7-0	11-13-0	4-3-0
2006	Ray Tanner	41-25-0	487	343	28-8-0	10-14-0	3-3-0
2007	Ray Tanner	46-20-0	520	304	27-6-0	13-12-0	6-2-0
2008	Ray Tanner	40-23-0	443	309	27-8-0	10-13-0	3-2-0
2009	Ray Tanner	40-23-0	479	349	26-9-0	12-12-0	2-2-0
2010	Ray Tanner	54-16-0	499	285	30-6-0	17-7-0	7-3-0
2011	Ray Tanner	55-14-0	419	212	36-4-0	12-8-0	7-2-0
2012	Ray Tanner	49-20-0	351	227	32-7-0	11-8-0	6-5-0
2013	Chad Holbrook	43-20-0	377	234	31-6-0	12-10-0	0-4-0
2014	Chad Holbrook	44-18-0	330	183	34-7-0	9-9-0	1-2-0
2015	Chad Holbrook	32-25-0	315	278	25-11-0	6-13-0	1-1-0
2016	Chad Holbrook	46-18-0	402	242	34-7-0	12-7-0	0-4-0
2017	Chad Holbrook	35-25-0	305	257	23-13-0	9-8-0	3-4-0
2018	Mark Kingston	37-26-0	390	296	24-10-0	10-12-0	3-4-0
2019	Mark Kingston	28-28-0	308	342	18-15	7-11	3-2
2020	Mark Kingston	12-4-0	111	49	10-3	1-1	1-0
2021	Mark Kingston	34-23-0	319	245	23-10	10-11	1-2
Totals		2,679-1,614-17	27,912	20,401	1,777-675-7	721-789-8	181-150-2

By The Decade

Decade	W-L-T	Pct.	Runs	Opp.	Home	Pct.	Away	Pct.	Neutral	Pct.
1890's	14-20-1	.446	276	371	12-14-0	.462	2-6-0	.250	0-0-0	—
1900's	68-46-3	.594	796	599	52-18-1	.739	14-21-2	.405	2-7-0	.222
1910's	95-95-4	.500	903	862	73-50-1	.593	19-41-2	.323	3-4-1	.438
1920's	64-86-3	.424	804	925	40-33-1	.547	17-47-2	.262	7-6-0	.538
1930's	114-64-1	.640	1291	856	66-31-1	.679	45-33-0	.577	3-0-0	1.000
1940's	80-92-0	.465	1035	1117	50-39-0	.562	29-46-0	.387	1-7-0	.125
1950's	96-107-1	.473	1068	1152	60-49-1	.550	34-53-0	.391	2-5-0	.286
1960's	116-130-1	.472	1077	1191	79-52-1	.602	34-77-0	.306	3-1-0	.750
1970's	325-133-3	.708	2748	1546	217-58-1	.788	84-56-1	.599	24-19-1	.557
1980's	412-173-0	.704	4568	2817	265-62-0	.810	123-97-0	.559	24-14-0	.632
1990's	358-230-1	.609	4353	3342	241-107-0	.693	94-109-1	.463	23-24-0	.489
2000's	468-201-0	.700	4868	3037	298-70-0	.810	114-103-0	.525	56-28-0	.667
2010's	423-210-0	.668	3696	2556	287-86-0	.769	105-93-0	.530	31-31-0	.500
2020's	46-27	.630	430	294	33-13-0	.717	24-11	.686	2-2	.500



JUNE RAINES
763-380-2; 20 years
1977-1996

RAY TANNER
738-316-0; 16 years
1997-2012

BOBBY RICHARDSON
220-91-2; 7 years
1970-76

TED PETOSKEY
113-120-1; 12 Years
1940-42; 1948-56

BILLY LAVAL
89-33-1; 7 years
1928-34

No.	Coach	Years	Seasons	Home	Away	Neutral	Overall	Pct.	Runs	Opp.
1	June Raines	1977-96	20	501-148-0	217-201-2	45-31-0	763-380-2	.667	8365	5587
2	Ray Tanner	1997-2012	16	475-118-0	181-151-0	82-47-0	738-316-0	.700	7665	4659
3	Bobby Richardson	1970-76	7	143-38-1	57-36-0	20-17-1	220-91-2	.706	1775	1020
4	Chad Holbrook	2013-2017	5	147-44-0	48-47-0	5-15-0	200-106-0	.654	1729	1194
5	Ted Petoskey	1940-42 1948-56	12	66-53-1	44-57-0	3-10-0	113-120-1	.485	1333	1409
6	Mark Kingston	2018-pres.	4	75-38	28-35	8-8	111-81	.578	1128	932
7	Billy Laval	1928-34	7	54-13-1	30-19-0	5-1-0	89-33-1	.728	994	493
8	Joe Grugan	1957-63	7	40-37-0	10-55-0	1-1-0	51-93-0	.354	635	878
9	Jack Powers	1967-69	3	31-17-1	16-23-0	0-0-0	47-40-1	.540	354	340
10	Catfish Smith	1938-39 1946-47	4	25-26-0	15-20-0	0-2-0	40-48-0	.455	573	578
11	Bill Clark	1916 1921-24	5	24-22-0	10-24-2	4-3-0	38-49-2	.438	401	502
12	Bob Reising	1964-65	2	19-11-0	10-13-0	2-0-0	31-24-0	.564	233	213
13	Dixon Foster	1917-20	4	19-25-1	5-23-1	3-3-0	27-51-2	.350	317	430
14	James G. Driver	1912-13	2	18-8-0	4-10-0	0-1-1	22-19-1	.536	257	165
15	Dutch Stamman	1935-37	3	9-11-1	9-14-0	0-0-0	18-25-1	.420	218	282
16	Branch Bocock	1925-27	3	12-8-0	5-12-0	0-1-0	17-21-0	.447	204	223
17	Dick Weldon	1966	1	11-2-0	4-6-0	0-0-0	15-8-0	.652	124	79
18	G.I. Guerrant	1914	1	10-3-0	2-4-1	0-0-0	12-7-1	.625	82	78
19	P.L. Wright	1911	1	8-2-0	2-3-0	1-1-0	11-6-0	.647	93	82
20	Dick Reid	1909	1	8-4-0	2-2-0	1-0-0	11-6-0	.647	77	39
21	Dicky James	1907	1	9-1-0	2-3-0	0-2-0	11-6-0	.647	92	59
22	Bill Breitenstein	1910	1	7-5-0	4-0-0	0-0-0	11-5-0	.688	90	52
23	W. Augustus Lee	1903-04	2	8-2-1	3-3-0	0-1-0	11-6-1	.639	142	114
24	Frank Lohr	1908	1	8-0-0	2-3-1	0-0-0	10-3-1	.750	68	56
25	Johnnie McMillan	1945	1	5-2-0	3-2-0	0-0-0	8-4-0	.667	84	41
26	Syd Smith	1915	1	5-6-0	1-5-0	0-0-0	6-11-0	.353	80	109
27	William Earle	1905	1	4-2-0	1-3-1	0-2-0	5-7-1	.423	100	84
28	Kay Kirven	1943	1	3-1-0	2-5-0	0-0-0	5-6-0	.455	53	89
29	H.W. Klocker	1944	1	2-2-0	2-2-0	0-0-0	4-4-0	.500	53	60
30	George Needham	1906	1	1-2-0	0-3-0	0-2-0	1-7-0	.125	30	8
	No Coach	1892-1902	10	30-24-0	2-5-0	1-2-0	33-31-0	.516	563	546
	Totals		127	1,736-650-7	704-767-8	177-146-2	2,617-1563-17	.625	27,285	19,814

BATTING

Team Batting Average

Season: .341 in 1997 (57 games)

At Bats

Game: 65 vs. Clemson 4/13/1994
Season: 2,757 in 2002 (75 games)

Opponents At Bats

Game: 63 by North Carolina 4/8/1967
Season: 2,590 in 2002 (75 games)

Runs Scored

Game: 38 vs. Charleston Southern 2/14/2004 (38-0); vs. Clemson 4/23/1997 (38-16)
Season: 629 in 1985 (69 games)

Runs Scored Both Teams

Game: 54 vs. Clemson 4/23/1997 (38-16)

Hits

Inning: 11 vs. Charleston Southern 2/14/2004 (2nd Inn. 3 1B, 4 2B, 4 HR)
Game: 35 vs. Charleston Southern 2/14/2004 (15 1B, 11 2B, 2 3B, 7 HR)
Season: 868 in 2002 (75 games)

Singles

Game: 19 vs. The Citadel 4/17/1986; vs. Ga. Southern 2/27/1997
Season: 550 in 2002 (75 games)

Doubles

Game: 11 vs. Charleston Southern 2/14/2004
Season: 178 in 2002 (75 games)

Triples

Game: 5 vs. The Citadel 4/17/1986
Season: 23 in 1931 (16 games)
Season (Modern Era): 21 in 2000 (66 games)

Home Runs

Inning: 5 vs. Georgia 6/10/2006
Game: 9 vs. Cincinnati 3/21/1985
Season: 144 in 1985 (69 games)

Runs Batted In

Inning: 12 vs. Charleston Southern 2/14/2004 (2nd Inning)
Game: 37 vs. Charleston Southern 2/14/2004
Season: 570 in 1985 (69 games)

Consecutive Home Runs

5 vs. Georgia 6/10/2006 (2nd inning; Neil Giesler, Justin Smoak, Phil Disher, Andrew Crisp, Robbie Grinestaff) (ties NCAA record)

Consecutive Hits

8 vs. Mississippi 5/3/2002 (3rd inning, HR, 1B, 1B, 1B, 1B, HR, 1B, HR)

Consecutive Baserunners

12 vs. Florida 5/16/1992 (2B, BB, BB, HP, BB, BB, 1B, BB, 1B, BB, 1B, 1B)

Total Bases

Inning: 27 vs. Charleston Southern 2/14/2004 (3 1B, 4 2B, 4 HR)
Game: 71 vs. Charleston Southern 2/14/2004 (15 1B, 11 2B, 2 3B, 4 HR)
Season: 1,448 in 2002 (550 1B, 178 2B, 18 3B, 122 HR)

Times Struck Out

Game: 21 vs. Clemson (2/27/2021)
Season: 545 in 2021 (57 games)

Bases on Balls Received, Season
375 in 1985 (69 games)

Times Hit by Pitch

Game: 6 vs. Florida (3/27/2021); vs. Old Dominion (6/5/2021)
Season: 89 in 2010 (70 games)

Stolen Bases

Game: 9 vs. Wake Forest 4/25/70
Season: 218 in 1976 (52 games)

Stolen Base Attempts, Season

249 in 1976 (52 games)

Times Caught Stealing, Season

36 in 1974 (56 games — 174 att.)

FIELDING

Highest Fielding Percentage, Season

.980 in 2012 (69 games); 4th in nation
.980 in 2018 (63 games); 5th in nation

Errorless Games, Season

34 in 2012 (69 games)

Consecutive Errorless Games, Season

13 in 2006

Lowest Fielding Percentage, Season

.943 in 1996 (53 games)

Putouts

Game: 51 vs. Clemson 4/13/1994; vs. Georgia 4/30/1968; vs. North Carolina 4/8/1967
Season: 2,028 in 2002 (75 games)

Assists

Game: 30 vs. North Carolina 4/8/1967 (17 innings)
9 Inning Game: 21 vs. The Citadel 4/18/1987
Season: 775 in 1985 (69 games)

Errors

Game: 16 vs. Newberry 4/4/1903
Game (Modern Era): 9 vs. Georgia Southern 4/6/1974
Season: 124 in 1996 (53 games); in 1981 (61 games)

Errors by Opponents

Game: 24 by Newberry 3/30/1900
Modern Era: 10 by N.C. State 5/11/1962
Season: 125 in 1981 (61 games); 1997 (57 games)

Total Chances

Game: 81 vs. North Carolina 4/8/1967 (51 PO, 30 A, 0 E)
9 Inning Game: 49 vs. The Citadel 4/18/1978 (27 PO, 21 A, 1 E)
Season: 2,646 in 1985 (69 games) (1,768 PO, 775 A, 103 E)




Putouts by Opponents

Game: 50 by Georgia 4/30/1968; by North Carolina 4/8/1967; by Clemson 4/13/1994
Season: 1,953 in 2002 (75 games)

Assists by Opponents

Game: 22 by Clemson 4/27/1986 (12 innings)
9 Inning Game: 19 by Baptist 5/7/1988
Season: 780 in 2002 (75 games)

South Carolina tied a NCAA Division I record for consecutive home runs when the Gamecocks hit five straight in a 15-6 victory over Georgia in the 2006 NCAA Super Regional, June 10, 2006.



The five consecutive home runs were hit in the second inning. The five Gamecocks who hit the home runs in order (from top, left to right); Neil Giesler, Justin Smoak, Phil Disher, Andrew Crisp and Robbie Grinestaff.

South Carolina tallied eight home runs on the afternoon.

Total Chances by Opponents

Game: 73 by Clemson 4/13/1994 (50 PO, 21 A, 2 E)
9 Inning Game: 46 by Baptist 5/7/1988 (27 PO, 19 A, 0 E)
Season: 2,846 in 2002 (75 games) (1,953 PO, 780 A, 113 E)

Double Plays

Season: 81 in 2011 (69 games)

Double Plays by Opponents

Season: 66 in 1986 (66 games)

Triple Plays

vs. Georgia 4/9/1999
vs. New Orleans 4/12/1987
vs. Wofford 4/13/1937
vs. The Citadel 4/25/1936

Triple Plays by Opponents

by West Virginia 5/27/1982

Passed Balls Allowed, Season

24 in 1999 (58 games)

Passed Balls by Opponents, Season

29 in 2002 (75 games)

Opponents Caught Stealing Season

38 in 1994 (58 games — 92 att.)

Stolen Bases Allowed Season

74 in 1990 (58 games)

Opponents Stolen Base Attempts Season

101 in 1990 (58 games)

PITCHING

Lowest Earned Run Average, Season
1.60 in 1974 (472 IP; Led Nation)

Highest Earned Run Average, Season
6.20 in 1997 (501 IP)

Innings Pitched, Season
676 in 2002 (75 games)

Shutouts Pitched, Season
14 in 1974 (56 games)

Complete Games by Staff, Season
29 in 1977 (56 games)

Saves, Season
27 in 2012 (69 games)

Wild Pitches by Staff, Season
73 in 1992 (64 games)

Wild Pitches by Opponents, Season
98 in 1992 (64 games)

Balks, Season
13 in 1992 (64 games)
13 in 1991 (61 games)

Balks by Opponents, Season
14 in 2002 (75 games); 1998 (62 games)

Hits Allowed
Game: 28 by Arkansas 3/30/1997
Season: 686 in 2002 (75 games)

Runs Allowed
Game: 33 vs. Lafayette in 1899 (2-33)
Game (Modern Era): 30 vs. Arkansas 3/30/1997 (7-30)
Season: 425 in 1997 (57 games)

Singles Allowed
Game: 18 by Arkansas 3/30/1997
Season: 503 in 1985 (69 games)

Doubles Allowed
Game: 7 vs. Wichita State 4/16/1991;
7 vs. Mississippi 4/2/1995
Season: 119 in 1996 (53 games)

Triples Allowed
Game: 2 by several opponents; most recent by LSU 5/27/2017
Season: 16 in 1976 (52 games)
16 in 1995 (57 games)

Home Runs Allowed
Inning: 4 by Miami 5/23/1998
Game: 8 by Miami 5/23/1998;
Clemson 5/8/1962
Season: 100 in 1998 (62 games)

Runs Batted In Allowed
Game: 30 by Arkansas 3/30/1997
Season: 388 in 1997 (57 games)

Bases on Balls Allowed, Season
296 in 2002 (75 games)

Hit Batters by Staff
Game: 7 vs. Wofford 3/11/2009
Season: 74 in 2010 (70 games); 74 in 2009 (63 games)

Strikeouts by Pitching Staff
Game: 19 vs. Florida 3/26/2021 (five pitchers)
Season: 660 in 2004 (70 games)

SEASON

Games Played, Season
75 in 2002

Games Won, Season
57 in 2002 (57-10)

Games Lost, Season
28 in 1996 (25-28)
28 in 2019 (28-28)

Games Tied, Season
2 in 1922 (8-6-2); 1917 (3-6-2)

Highest Winning Percentage, Season
.888 in 1975 (51-6-1)

Lowest Winning Percentage, Season
.000 in 1895 (0-1)

Lowest Winning Percentage, Season (Modern Era)
.167 in 1961 (3-15)

Games Won At Home
36 in 2011 (36-4)

Games Won On Road
18 in 1986 (18-8)

SEC Wins
25 in 2000 (25-5)

SEC Losses
22 in 2019 (8-22)

SEC Series Victories
9 in 2002; 2011

Consecutive Wins
22 (2/4/00 to 3/19/00)

Consecutive Wins to Open Season
22 in 2000 (2/4 to 3/19)

Consecutive SEC Wins
17 in 2000 (3/26 to 5/5)

Consecutive SEC Series Victories
10 (last 3 series of 2009 and first 7 series of 2010)

Consecutive Postseason Wins
22 - 2010-2012 (NCAA Division I Record)

Largest Victory Margin
38 vs. Charleston Southern (38-0)
2/14/04

Largest Defeat Margin
31 vs. Lafayette 4/1/1899 (2-33)
Modern Era: 23 vs. Arkansas 3/30/97 (7-30)

Consecutive Games Without Being Shutout
199 (5/25/1974 to 4/15/1978)



**South Carolina's NCAA Record
22 Consecutive Postseason Wins**

2010 NCAA College World Series (Omaha, Neb.)

June 22, 2010.....Arizona State..... W, 11-4
June 24, 2010.....Oklahoma..... W, 3-2 (12 inn.)
June 25, 2010.....Clemson..... W, 5-1
June 26, 2010.....Clemson..... W, 4-3

2010 CWS Championship Series (Omaha, Neb.)

June 28, 2010.....UCLA..... W, 7-1
June 29, 2010.....UCLA..... W, 2-1 (11 inn.)

2011 NCAA Regional (Columbia, S.C.)

June 3, 2011.....Georgia Southern..... W, 2-1
June 4, 2011.....Stetson..... W, 11-5
June 5-6, 2011.....Stetson..... W, 8-2

2011 NCAA Super Regional (Columbia, S.C.)

June 11, 2011.....Connecticut..... W, 5-1
June 12, 2011.....Connecticut..... W, 8-2

2011 NCAA College World Series (Omaha, Neb.)

June 19, 2011.....Texas A&M..... W, 5-4
June 21, 2011.....Virginia..... W, 7-1
June 24, 2011.....Virginia..... W, 3-2 (13 inn.)

2011 CWS Championship Series (Omaha, Neb.)

June 27, 2011.....Florida..... W, 2-1 (11 inn.)
June 28, 2011.....Florida..... W, 5-2

2012 NCAA Regional (Columbia, S.C.)

June 1, 2012.....Manhattan..... W, 7-0
June 2, 2012.....Clemson..... W, 5-4 (12 inn.)
June 3, 2012.....Clemson..... W, 4-3

2012 NCAA Super Regional (Columbia, S.C.)

June 9, 2012.....Oklahoma..... W, 5-0
June 10-11, 2012 ...Oklahoma..... W, 5-1

2012 NCAA College World Series (Omaha, Neb.)

June 16, 2012.....Florida..... W, 7-3

From 2010 to 2012, South Carolina won 22 consecutive postseason games including 12 straight victories at the College World Series. Both are NCAA records. South Carolina's 30-4 (.882) record from 2010 to 2012 in the NCAA Tournament is the fifth best three-year postseason record in NCAA history.

During the streak, the Gamecocks won national championships in 2010 and 2011 and finished as national runner-up in 2012.

Games Played

Season: 75 Brian Buscher, Trey Dyson, Drew Meyer, Steve Thomas in 2002
Freshman: 69 Tanner English 2012
Career: 255 Michael Campbell 2003-06

Consecutive Games Started

Season: 75 Drew Meyer, 2002
Career: 236 Mac White, 1992-94

Batting Average

Season: Fewer Than 100 AB:
 .440 Bill Harley 1931 (33-75)
More Than 100 AB:
 .419 Ryan Bordenick 1997 (96-229)
Freshman: .379 Hank Small 1974 (53-140)

Career Batting Average

One Year: .385 by Adrian Adkins 1988 (87-226)
Two Years: .373 by Joe Biernat 1992-93 (140-370)
Three Years: .365 by Skeets Thomas 1988-90 (230-631)
Four Years: .357 by Ryan Bordenick 1995-98 (211-591)
Righthanded Batter: .365 by Skeets Thomas 1988-90
Lefthanded Batter: .373 by Joe Biernat 1992-93
Switch Hitter: .333 by Justin Smoak 2006-08 (246-739)

At Bats

Game: 9 Mark Gugino vs. Clemson 4/13/1994
Season: 334, Drew Meyer, 2002
Freshman: 256, Drew Meyer, 2000
Career: 950, Michael Campbell, 2003-06 (255 games)

Hits

Game: 6
 Nate Janowicz vs. Kentucky 4/23/2000 (6 1B);
 Ryan Bordenick vs. Clemson 4/23/97 (3 1B, 2 2B, 1 HR);
 Mike Curry vs. Western Carolina 3/19/97 (5 1B, 1 HR);
 Bill Harley vs. Erskine 4/11/31 (5 1B, 1 2B)
Season: 120 Drew Meyer (75 games)
Freshman: 89 Jackie Bradley, Jr. 2009 (63 games)
Career: 303 Mac White 1991-94 (236 games)
Righthanded Batter: 263 Whit Merrifield 2008-10 (195 games)
Lefthanded Batter: 303 Mac White 1991-94 (236 games)
Switch Hitter: 265 Landon Powell 2001-04 (251 games)

Consecutive Hits

9 by Tim Angiolini 1999 (4 Games);
 by Skeets Thomas 1989 (2 games)

Runs Scored

Game: 6 Adam Everett vs. Clemson 4/23/1997;
 Derick Urquhart vs. Clemson 4/23/1997;
 Ryan Bordenick vs. Clemson 4/23/1997;
 Randy Thompson vs. The Citadel 4/22/1992;
 Joe McCarthy vs. Wofford 3/6/1980
Season: 102 Mike Curry 1998 (62 games)
Freshman: 71 Drew Meyer 2000 (65 games)
Career: 223 Derick Urquhart 1995-98 (217 games)
Righthanded Batter: 174 Garrett Carter 1985-88
Lefthanded Batter: 223 Derick Urquhart 1995-98
Switch Hitter: 188 Justin Smoak 2006-08 (194 games)

Singles

Game: 6 Nate Janowicz vs. Kentucky 4/23/2000
Season: 86 Drew Meyer 2002 (75 games)
Freshman: 65 Jackie Bradley, Jr. 2009 (63 games)
Career: 209 Drew Meyer 2000-02
Righthanded Batter: 191 Andrew Crisp 2005-08 (238 games)
Lefthanded Batter: 209 Drew Meyer 2000-02
Switch Hitter: 143 Jeff Barns 1985-87

Doubles

Inning: 2 Trey McDaniel vs. Charleston Southern 2/14/04
Game: 3

Justin Row at Vanderbilt 4/27/2018;
 Jonah Bride vs. Florida 3/17/2018;
 Dom Thompson-Williams at Furman 4/20/2016;
 Alex Destino vs. College of Charleston 3/29/2016;
 Evan Marzilli vs. Princeton 3/9/2012;
 Adrian Morales vs. Kentucky 4/2/2011;
 Christian Walker at Kentucky 5/7/2010;
 Parker Bangs vs. Alabama 5/1/2010;
 Phil Dishar vs. Georgia 5/19/2007;
 Reese Havens at Mississippi State 3/23/2007;
 Harley Lail vs. Brown 3/9/2007;
 Justin Smoak at Furman 5/16/2006;
 Bryan Triplett vs. Arkansas 3/28/2004;
 Steve Thomas vs. Clemson 3/2/2002;
 Landon Powell vs. Charleston Southern 2/9/2002;
 John McHenry vs. East Carolina, 2/11/2000;
 Brian Roberts vs. Vanderbilt 3/26/1999;
 Derick Urquhart vs. Clemson 4/23/1997;
 Eric Stanton vs. Richmond 2/24/1996;
 Mac White vs. LSU 3/28/1993;
 Randy Thompson vs. The Citadel 4/2/1992;
 Bobby Underwood vs. Southern Miss. 3/27/1988;
 Phil Lillo vs. Newberry 2/23/1987;
 Greg Morhardt vs. Mercer 4/3/1982;
 Paul Hollins vs. Virginia 3/16/1981;
 Jamey Thaw vs. Erskine 3/11/1981;
 John Gambrell vs. Clemson 4/21/1972;
 Charley Williams vs. Clemson 5/8/19/1962;
 Heber (Rock) Stroud vs. MSU 3/27/1940
Season: 26 Steve Thomas 2002 (75 games)
Freshman: 22 Mike Curry 1996 (52 games)
Career: 67 Mac White 1991-94 (236 games)
Righthanded Batter: 45 Christian Walker (238 games)
Lefthanded Batter: 67 Mac White 1991-94 (197 games)
Switch Hitter: 61 Landon Powell 2001-04 (251 games)

Triples

Game: 2
 Brady Allen vs. Charleston Southern 4/22/2019; Lonnie Chisenhall vs. Western Kentucky 2/10/2007; Steven Tolleson vs. Radford 2/18/2005; Michael Campbell vs. Florida 4/10/2004; Brian Buscher vs. Coastal Carolina 2/24/2002; Adam Everett vs. Auburn 3/7/1997; Rob DeBoer vs. Coastal Carolina 3/5/1991; Dave Hollins vs. Francis Marion 2/25/87; Jeff Barns vs. The Citadel 4/17/1986; Garrett Carter vs. Georgia Tech 3/2/1986; Phillip Wilson vs. Clemson 5/8/1982; John Marquardt vs. Tennessee 4/23/1978; Jeff Grantz vs. Clemson 5/8/1976; Earl Dunham vs. Wofford 5/14/1947; Bill Harley vs. Citadel

5/9/1931

Season: 8 Elliott Caldwell, 2015 (57 games)
Freshman: 5 Phillip Wilson 1982 (52 games)
Career: 13 Michael Campbell (255 games) 2003-06
Righthanded Batter: 12 Bill Harley 1930-32
Lefthanded Batter: 13 Michael Campbell 2003-06
Switch Hitter: 6 Jeff Barns 1985-87

Home Runs

Inning: 2 Kevin Melillo vs. Charleston Southern 2/14/2004; Mike Dezenzo vs. Charleston Southern 2/19/1993
Game: 3 Wes Clarke vs. Winthrop 2/23/2021;
 Justin Smoak vs. Wofford 4/23/2008;
 Justin Smoak vs. USC Upstate 4/15/2008; James Darnell vs. Kentucky 3/29/2008; James Darnell at College of Charleston 3/18/2008;
 Landon Powell vs. Georgia 5/23/2004;
 Michael Campbell vs. Wofford 3/23/2004;
 Bryon Jeffcoat vs. Clemson 3/3/2001;
 Mark Gugino vs. Charlotte 3/11/1994;
 Jeff Barns vs. Louisville 4/7/1987;
 Charlie Aldrich vs. The Citadel 4/17/1986;
 Jeff Morris vs. Virginia Tech 3/5/1986;
 Rob Rinehart vs. Clemson 4/27/85;
 Dave Hollins vs. Cincinnati 3/21/1985;
 Chris Boyle vs. Baptist 4/15/1983
Season: 29 Yaron Peters 2002 (72 games)
Freshman: 17 Justin Smoak 2006 (66 games)
Career: 62 Justin Smoak 2006-08 (194 games)
Righthanded Batter: 48 Hank Small 1972-75
Lefthanded Batter: 45 Jeff Parnell 1990-93
Switch Hitter: 62 Justin Smoak 2006-08
Consecutive Games: 5 Trey Dyson 2000 (vs. Davidson, vs. Clemson, vs. Kentucky, 3)

Runs Batted In

Game: 9 Justin Smoak vs. USC Upstate 4/15/2008;
 Ryan Bordenick vs. Clemson 4/23/1997;
 Eric Stanton vs. West Virginia 3/2/1997;
 Randy Thompson vs. The Citadel 4/2/1992;
 Wes Westbrook vs. Ga. Southern 4/7/1979
Season: 95 Yaron Peters 2002 (72 games)
Freshman: 63 Justin Smoak 2006 (66 games)
Career: 207 Justin Smoak 2006-08 (194 games)
Righthanded Batter: 198 Chris Boyle 1981-84
Lefthanded Batter: 198 Mac White 1991-94
Switch Hitter: 207 Justin Smoak 2006-08

Total Bases


Game: 14 Jeff Barns vs. Louisville 4/7/1987 (2B, 3 HR); Charlie Aldrich vs. The Citadel 4/17/1986 (2 1B, 3 HR)
Season: 215 Yaron Peters 2002 (72 games - 46 1B, 19 2B, 1 3B, 23 HR)
Freshman: 143 Justin Smoak 2006 (39 1B; 18 2B; 0 3B; 17 HR)
Career: 485 Justin Smoak 2006-08 (194 games — 131 1B, 53 2B, 0 3B, 62 HR)
Righthanded Batter: 433 Hank Small 1972-75
Lefthanded Batter: 472 Mac White 1991-94
Switch Hitter: 485 Justin Smoak 2006-08

Slugging Percentage


Season: .767 John Marquardt 1978 (TB 135, AB 176)
Freshman: .586 Justin Smoak 2006 (TB 143, AB 244)

Career Slugging Percentage


Two Years: .698 Jerry Shepherd 1991-92 (TB 264, AB 378)
Three Years: .656 Justin Smoak




Drew Meyer (2000-02) was inducted into the USC Athletic Hall of Fame in 2013. Meyer's 120 hits in 2002 is a single-season record. He holds additional records including 209 career singles.



Trey Dyson hit for the cycle on May 20, 2000 in a 9-8 win at Duke. He is one of six Gamecocks to accomplish the feat.



Brian Roberts set a single-season record in 1999 with 67 stolen bases in 58 games.



Whit Merrifield hit safely in 26 straight games from 2009 to the 2010 season.

Sacrifice Hits

Game: 4 Tommy King vs. Arkansas 3/28/2004 (ties NCAA record)
Season: 23 Whit Merrifield 2008 (63 games)
Freshman: 23 Whit Merrifield 2008 (63 games)
Career: 47 Whit Merrifield 2008-10 (195 games)

Sacrifice Flies

Game: 2, many players; most recent Luke Berryhill vs. The Citadel 3/12/2019
Freshman: 2 Lonnie Chisenhall vs. Western Kentucky 2/10/2007
Season: 8 Graham Saiko 2013 (63 games); Chase Vergason 2013 (63 games); Evan Marzilli 2012 (69 games); Jim Curl 1981 (61 games); Jim Pankovits 1974 (56 games)
Freshman: 8 Jim Pankovits 1974 (56 games)
Career: 17 Jim Curl 1978-81 (173 games)

Times Hit by Pitch

Game: 3 Luke Berryhill vs. Utah Valley 2/22/2019; Scott Wingo vs. Duquesne 3/7/2008; Rob Streicher vs. Mississippi 3/16/1996; Brandon Walters vs. Charlotte 2/13/1996; Adrian Adkins vs. Ohio State 3/20/1988; Ricky Lee vs. Furman 3/5/1981
Season: 21 Brandon Walters 1996 (52 games)
Freshman: 17 Scott Wingo 2008 (63 games)
Career: 63 Scott Wingo 2008-2011 (254 games)

Stolen Bases

Game: 5 several players; most recent Mike Curry vs. Mississippi 4/3/1998
Season: 67 Brian Roberts 1999 (58 games, 79 attempts)
Freshman: 20 Mike Curry 1996 (52 games, 25 attempts)
Career: 122 Mike Curry 1996-98 (167 games, 139 attempts)
 Mark Van Bever 1975-77 (162 games, 142 attempts)

Times Caught Stealing

Season: 14 Drew Meyer 2002 (53 attempts)
Freshman: 7 Mac White 1991 (60 games, 23 attempts)
Career: 24 Drew Meyer 2000-02 (209 games, 96 attempts)

Opponents Caught Stealing

Game: 4 Dave Willman vs. Florida State 4/22/1990
Season: 23 Landon Powell 2003
Career: 55 Landon Powell 2001-04 (251 games); Dave Willman 1989-92 (182)

Bases on Balls

Game: 5 Alex Destino vs. Liberty (5/10/2017)
Season: 71 Joe McCarthy 1981 (59 games)
Freshman: 43 Drew Meyer 2000 (65 games)
Career: 151 Justin Smoak 2006-08 (194 games)
Righthanded Batter: 123 John Sullivan 1981-82-83-84
Leftbanded Batter: 149 Jeff Parnell 1990-91-92-93
Switch Hitter: 151 Justin Smoak 2006-08

Intentional Bases on Balls

Game: 3 Jeff Parnell vs. Arkansas 4/3/1993

Season: 18 Justin Smoak 2008 (63 games)
Career: 28 Justin Smoak 2006-08 (194 games)

Hit for Cycle

TJ Hopkins vs. Valparaiso 3/10/2019
 Kyle Martin at Florida 4/11/2015
 Brendan Winn vs. Charleston Southern 2/14/2004;
 Michael Floyd vs. Davidson, 3/13/2001;
 Trey Dyson vs. Duke 5/10/2000;
 Brennan Dees vs. Wofford 3/22/2000;
 Derek Urquhart vs. Vanderbilt 4/24/1998;
 Derek Urquhart vs. George Mason 3/5/1995

Strikeouts


Game: 5 Noah Campbell vs. Liberty 2/15/2019
Season: 85 Brendan Winn 2004 (70 games)
Freshman: 71 Tanner English 2012 (69 games)
Career: 252 Jeff Parnell 1990-93 (223 games)
Righthanded Batter: 195 Craig Dour 1994-97
Leftbanded Batter: 252 Jeff Parnell 1990-93
Switch Hitter: 171 Landon Powell 2001-04



Derek Urquhart hit for the cycle in 1995 and in 1998.

Consecutive Games Batting Safely

31 Gene Cone 2016
Freshman: 19 Hank Small 1972



When the calendar turned to June, Christian Walker's consistent bat was crucial to Carolina's run throughout the postseason from 2010-12.

At the College World Series, he tied Dustin Ackley of North Carolina for a College World Series record with 28 career hits.

For three straight years he earned College World Series All-Tournament Team honors.

Innings Pitched

Game: 15 Billy Reitmeier vs. North Carolina 4/8/67 (No Decision)
Season: 149 Jim Lewis 1977 (20 appearances)
Freshman: 102.0 Braden Webb 2016 (18 appearances)
Career: 482.0 Kip Bouknight 1998-01 (81 appearances)
Righthanded: 482.0 Kip Bouknight 1998-01 (81 appearances)
Lefthanded: 361 1/3 Jason Haynie 1993-96 (68 appearances)

Appearances

Season: 50 John Taylor 2011 (50 relief)
Freshman: 31 Matt Price 2010
Career: 110 Tyler Webb 2010-13 (12 starts, 98 relief)
Righthanded: 102 Matt Price 2009-12 (6 starts, 96 relief)
Lefthanded: 110 Tyler Webb 2010-13 (12 starts, 98 relief)

Starts

Season: 20 Michael Roth 2012; Michael Roth 2011; Blake Cooper 2010
Freshman: 17 Braden Webb 2016
Career: 66 Kip Bouknight, 1998-01
Righthanded: 66 Kip Bouknight, 1998-01
Lefthanded: 61 Jason Haynie 1993-96

Relief Appearances

Season: 50 John Taylor 2011
Freshman: 31 Matt Price 2010
Career: 98 Tyler Webb 2010-13
Righthanded: 96 Matt Price 2009-12
Lefthanded: 98 Tyler Webb 2010-13

Won-Loss Percentage

Season: 1.000 Randy Martz 1977 (14-0); others with fewer wins
Freshman: 1.000 Sam Dyson 2008 (8-0) others with fewer wins

Career Won-Loss Percentage

One Year: 1.000 Randy Martz 1977 (14-0)
Two Years: 1.000 Ray Lavigne 1974-75 (13-0)
Three Years: .795 David Marchbanks 2001-03 (31-8)
Four Years: .918 Earl Bass 1972-75 (34-3)

Wins

Season: 17 Kip Bouknight 2000 (17-1); Earl Bass 1975 (17-1)
Freshman: 11 Kip Bouknight 1998 (11-3)
Career: 45 Kip Bouknight 1998-01 (45-12)
Righthanded: 45 Kip Bouknight 1998-01
Lefthanded: 36 Tim Lewis 1973-76

Losses

Season: 7 Thomas Farr 2021 (3-7); Brian Rountree 1989 (6-7); Bill Camp 1951 (2-7)
Freshman: 6 Braden Webb 2016 (10-6); Carmen Mlodzinski 2018 (3-6)
Career: 18 Jason Haynie 1993-96 (27-18)
Righthanded: 15 Aaron Rawl 2002-05; Heyward Tunstill 1952-55
Lefthanded: 18 Jason Haynie 1993-96 (27-18)

Saves

Season: 21 Blake Taylor 2002 (33 appearances)
Freshman: 10 Matt Price 2010 (31 appearances)
Career: 43 Matt Price 2009-12 (102 appearances)
Righthanded: 43 Matt Price 2009-12 (102 appearances)
Lefthanded: 20 Tyler Webb 2010-13 (110 appearances)

Decisions

Season: 18 David Marchbanks 2003 15-3; Kip Bouknight 2000 (17-1); Mike Cook 1985 (16-2); Earl Bass 1975 (17-1)
Freshman: 16 Braden Webb 2016 (10-6)
Career: 57 Kip Bouknight 1998-01 (45-12)
Righthanded: Kip Bouknight 1998-01 (45-12)
Lefthanded: 42 Tim Lewis 1973-76 (36-6)

Shutouts

Season: 4 Earl Bass 1975 (18 starts); Earl Bass 1974 (15 starts); Greg Ward 1973 (10 starts); Alan Hilliard 1973 (10 starts)
Freshman: 2 Earl Bass 1972 (9 starts)
Career: 10 Earl Bass 1972-75 (44 starts)
Righthanded: 10 Earl Bass 1972-75
Lefthanded: 5 Tim Lewis 1973-76; Bobby Bryant 1965-67; Alan Hilliard 1970-73

Strikeouts

Game: 17 Alan Hilliard vs. The Citadel 4/25/1972; George Beam vs. N.C. State 3/4/1972
Freshman (Game): 15 Brian Williams vs. Georgia Tech 5/29/1988
Season: 168 Mike Cook, 1985 (141 IP); Earl Bass 1975 (148 IP)
Freshman: 128 Braden Webb 2016 (102.0 IP)
Career: 457 Kip Bouknight, 1998-01 (482 innings)
Righthander: 457 Kip Bouknight, 1998-01 (482 innings)
Lefthander: 332 Tim Lewis 1973-76

Bases on Balls

Season: 66 Jared Baker 1991 (122 2/3 IP)
Freshman: 48 Braden Webb 2016 (102.0 IP)
Career: 182 Kip Bouknight 1998-01 (482 innings pitched)
Righthander: 182 Kip Bouknight 1998-01 (482 IP)
Lefthander: 171 Jason Haynie 1993-96 (361 1/3 IP)

Strikeouts Per Nine Innings

Season: 13.90 Brett Kerry 2021 (84 SO, 54 1/3 IP)
Freshman: 13.42 Matt Price 2010 (83 SO, 55 2/3 IP)
Career: 11.8 Brett Kerry 2019-21 (127.2 IP)

Fewest BB Per Nine Innings

Season: 1.02 Jack Wynkoop 2014 (10 BB, 88.0 IP)
Freshman: 1.17 Greg Ward 1972 (6 BB, 78 1/3 IP)
Career: 1.55 Loveard McMichael 1964-66 (36 BB, 209 IP; NCAA Record)

Earned Run Average

Season (min 2 decisions): 0.36 Josh Reagan (25 1/3 IP, 1 ER, 3-0)
Season (min 40 IP): 0.76 Jeff Twitty 1979 (47 2/3 IP, 3 ER, 5-2 — 2nd in NCAA)
Freshman: 1.50 Earl Bass 1972 (65 2/3 IP, 11 ER, 5-1)
Career: 1.34 Earl Bass 1972-75 (328 1/3 IP, 49 ER, 34-3)

Hit Batters

Game: 4 Kip Bouknight vs. Liberty 5/26/2000; George Beam vs. Western Carolina 4/10/1972
Season: 20 Sam Dyson 2010 (103.0 IP)
Freshman: 14 Forrest Koumas 2011 (73.0 IP)
Career: 44 Blake Cooper 2007-10 (377.0 IP)

Wild Pitches

Season: 18 Gary Bell 2002 (110 IP) (64 2/3 IP)
Freshman: 14 Braden Webb 2016 (102.0 IP) Wally Maynard 1992 (47 2/3 IP)
Career: 31 Brent Moore 1994-97 (143.1 IP)

Balks

Game: 3 Tony Spires vs. Clemson 3/31/89; Larry Price vs. Georgia Tech 3/12/83
Season: 10 Rich Pratt 1992 (85 2/3 IP)
Freshman: 3 Nolan Belcher 2009 (82 2/3 IP)
Career: 16 Rich Pratt 1990-93 (345 IP)

Runners Picked Off

Season: 12 Scott Pace 1994 (106 1/3 IP)
Freshman: 3 Nolan Belcher 2009 (82 2/3 IP) Rich Pratt 1990 (56 1/3 IP)
Career: 23 Rich Pratt 1990-93 (345 IP)

Consecutive Strikeouts


Game: 8 Julian Bosnic vs. Dayton 2/20/2021
Freshman: 5 Matt Threehouse vs. Western Carolina 2/26/1989
 Brett Kerry vs. Valparaiso 3/10/2019
 Will Sanders vs. Missouri 4/11/2021

No Hit Games

Colby Holmes, Forrest Koumas and Josh Knab vs. Albany 2/24/2013 (14-1)
 Ray Lavigne vs. George Mason 3/26/1975 (8-0)
 Tim Lewis vs. Old Dominion 3/25/1975 (10-0)
 Billy Reitmeier vs. Georgia 3/27/1967 (5-0)
 Frank Sherer vs. Presbyterian 5/3/1949 (6-0)
 Grayson Wolfe vs. Presbyterian 5/3/1932 (22-1)
 Milton Adams vs. Guilford 4/3/1914 (1-0)

No Hit Games by Opponents

Jack Leiter, Vanderbilt 3/20/2021 (5-0)
 Brad Myers, Northwestern 2/24/1990 (4-0)
 Herb Busch, Virginia 5/10/1957 (5-0)
 Billy Odell, Clemson 5/4/1954



Earl Bass and Kip Bouknight figure prominently in the record book.

Both players were All-America selections and are tied for the single-season record at South Carolina with 17 victories.

Bass recorded four complete game shutouts, both in 1974 and 1975 and holds the career record with 10 in 44 starts. His career earned run average of 1.34 is still the best in school history as he allowed just 49 earned runs in 328.1 career innings.

Bouknight was the 2000 Golden Spikes Award winner presented by USA Baseball. He holds career school records for innings pitched (482.0), starts (66), wins (45) and innings pitched (457.0).

Bass was inducted into the USC Hall of Fame in 1989. Bouknight was inducted into the USC Hall of Fame in 2007.

INDIVIDUAL FIELDING RECORDS

FIELDING PERCENTAGE	PUTOUTS	ASSISTS	ERRORS
Pitcher <i>Season:</i> 1.000; Kip Bouknight, 2001 (16 PO, 25 A); others with fewer chances <i>Career:</i> 1.000 Loveard McMichael 1964-66 (5 PO, 78 A); others with fewer chances	Pitcher <i>Game:</i> 7 Kip Bouknight vs. Delaware State 2/16/2001 <i>Season:</i> 16 Kip Bouknight 2001 (23 games) <i>Career:</i> 30 Kip Bouknight 1998-2001 (81 games)	Pitcher <i>Game:</i> 6 Rich Pratt vs. Newberry 2/17/1991; Randy Martz vs. Liberty Baptist 3/11/1977 <i>Season:</i> 35 Michael Roth 2011 (21 games) <i>Career:</i> 71 Greg Ward 1972-75 (54 games)	Pitcher <i>Game:</i> 2 many players, most recent Carmen Mlodzinski vs. Clemson, 2/28/20 <i>Season:</i> 6 Randy Martz 1977 (16 games); Bobby Bryant 1966 (10 games) <i>Career:</i> 11 Bobby Bryant 1965-67 (46 games)
Catcher <i>Season:</i> 1.000 Drew Choate 1972 (275 PO, 29 A) <i>Career:</i> .994 Grayson Greiner 2012-14 (1168 PO, 97 A, 7 E)	Catcher <i>Game:</i> 20 Colin Burgess vs. Florida 3/26/2021 <i>Season:</i> 609 Landon Powell 2004 (70 games) <i>Career:</i> 1,768 Landon Powell 2001-04 (242 games)	Catcher <i>Game:</i> 5 Brian Hucks vs. Florida 5/5/1996; Hunter Taylor at East Carolina 6/2/2018 <i>Season:</i> 65 Landon Powell 2004 (70 games) <i>Career:</i> 190 Landon Powell 2001-04 (242 games)	Catcher <i>Game:</i> 4 Chris Boyle vs. Georgia Southwestern 3/23/1981 <i>Season:</i> 12 Chris Boyle 1982 (35 games) <i>Career:</i> 28 Chris Boyle 1981-84
First Baseman <i>Season:</i> 1.000 Steve Pearce 2004 (460 PO, 22 A, 0 E, 50 games) <i>Career:</i> .997 Steve Pearce 2004-05 (795 PO, 61A, 3E)	First Baseman <i>Game:</i> 19 Eric Stanton vs. Vanderbilt 4/21/1996; Ray Baksh vs. Florida 5/8/1994 <i>Season:</i> 629 Christian Walker 2011 (69 games) <i>Career:</i> 1,626 Justin Smoak 2006-08 (194 games)	First Baseman <i>Game:</i> 7 Trey Dyson vs. Delaware State 2/16/2001 <i>Season:</i> 65 Joe Datin 1985 (69 games) <i>Career:</i> 120 Jeff Parnell 1990-93 (208 games)	First Baseman <i>Game:</i> 2 several players, most recent Riley Hogan vs. Liberty 5/10/2017 <i>Season:</i> 14 Jeff Parnell 1991 (62 games) <i>Career:</i> 38 Jeff Parnell 1990-93 (208 games)
Second Baseman <i>Season:</i> .988 DC Arendas 2014 (67 PO, 104 A, 2 E) <i>Career:</i> .981 Jeff Grantz 1973-76 (178 PO, 239 A, 8E)	Second Baseman <i>Game:</i> 13 Wallie Jones vs. North Carolina 4/8/1967 <i>Season:</i> 137 Scott Wingo 2011 (69 games) <i>Career:</i> 425 Scott Wingo 2008-11 (254 games)	Second Baseman <i>Game:</i> 9 Kevin Melillo vs. LSU 4/5/2003 <i>Season:</i> 245 Scott Wingo 2011 (69 games) <i>Career:</i> 743 Scott Wingo 2008-11 (254 games)	Second Baseman <i>Game:</i> 3 several players, most recent Jamey Thaw vs. Ohio State 3/28/1981 <i>Season:</i> 28 Jamey Thaw 1981 (55 games) <i>Career:</i> 45 Jamey Thaw 1980-83 (135 games)
Third Baseman <i>Season:</i> .975 Jonah Bride 2016 (33 PO, 84 A, 3 E, 64 games) <i>Career:</i> .963 Neil Giesler 2005-06 (70 PO, 137 A, 8 E, 100 games)	Third Baseman <i>Game:</i> 4 several players; most recent Randy Stegall vs. Kentucky 5/13/1994 <i>Season:</i> 61 Brian Buscher 2003 (67 games) <i>Career:</i> 150 Jim Pankovits 1974-76 (135 games)	Third Baseman <i>Game:</i> 9 John Marquardt vs. Georgia Southern 4/11/1978 <i>Season:</i> 141 Brian Buscher 2003 (67 games) <i>Career:</i> 372 John Sullivan 1981-84 (183 games)	Third Baseman <i>Game:</i> 4 Kenny Welch vs. Georgia Tech 3/27/1989; John Marquardt vs. Coastal Carolina 3/2/1978 <i>Season:</i> 24 Dave Hollins 1986 (65 games) <i>Career:</i> 58 Dave Hollins 1985-87 (164 games)
Shortstop <i>Season:</i> .976 Bobby Haney 2010 (83 PO, 162 A, 6 E) <i>Career:</i> .969 Jeff Grantz 1973-76 (121 PO, 194 A, 10 E)	Shortstop <i>Game:</i> 6 Drew Meyer vs. LSU 4/8/2001; Randy Thompson vs. Georgia Tech 4/23/1991 <i>Season:</i> 116 Drew Meyer 2002 (75 games) <i>Career:</i> 337 Greg Jonson 1977-80 (198 games)	Shortstop <i>Game:</i> 11 Ryan Szejwbka vs. Florida 5/18/1994 <i>Season:</i> 218 Adam Everett 1998 (62 games) <i>Career:</i> 644 Greg Jonson 1977-80 (198 games)	Shortstop <i>Game:</i> 4 Brandon Walters vs. College of Charleston 2/10/1996; Craig Dour vs. Georgia 4/17/1994; Jeff Barns vs. Newberry 2/23/1986 <i>Season:</i> 29 Joe Biernat 1993 (60 games) <i>Career:</i> 56 Drew Meyer 2000-02 (209 games)
Outfielder <i>Season:</i> 1.000 Marcus McBeth 2000 (148 PO, 5 A); others with fewer chances <i>Career (Min. 100 chances):</i> 1.000 Randy Rodgers 1978-79 (117 PO, 5A)	Outfielder <i>Game:</i> 9 Jon Coutlangus vs. Florida 3/23/2002; Gene Cone at Coastal Carolina 3/24/2015 <i>Season:</i> 168 Marcus McBeth 2001 (69 games) <i>Career:</i> 494 Mac White 1991-94 (23 games)	Outfielder <i>Game:</i> 2 many players, most recent Jacob Olson at Arkansas 6/9/2018 <i>Season:</i> 10 Paul Hollins 1981 (57 games) <i>Career:</i> 22 Michael Campbell 2003-06 (255 games)	Outfielder <i>Game:</i> 3 John Gambrell vs. Georgia Southern 4/6/1974 <i>Season:</i> 9 John Gambrell 1974 (56 games) <i>Career:</i> 17 John Gambrell 1971-74 (164 games)

PASSED BALLS

Game: 3 Landon Powell vs. VCU 2/9/2001; Marcos Rios vs. Duke 5/11/1999
 Wes Clarke vs. Gardner-Webb 3/6/2019
Season: 20 Marcos Rios 1999 (49 games)
Career: 35 Dave Willman 1989-92 (195 games)




Landon Powell played 251 games in a four-year career with the Gamecocks. He was a two-time All-SEC selection and earned All-America honors in 2004. Powell's 609 putouts in 2004 is a single-season record. He also holds the career record with 1,768 putouts. He was inducted into the USC Hall of Fame in 2014.



Grayson Greiner set a school record with a .994 fielding percentage in his three-year career. From 2012-14, Greiner had 1,168 putouts, 97 assists and just seven errors. He earned All-America honors in 2014 and was a 3rd round MLB Draft selection in 2014. Greiner is currently a member of the Detroit Tigers organization.


Year	Player	H	AB	Avg
2021	Andrew Eyster	60	215	.279
2020	Brady Allen	16	49	.327
2019	Andrew Eyster	51	165	.309
2018	Justin Row	61	176	.347
2017	Jacob Olson	65	221	.294
2016	Gene Cone	78	215	.363
2015	Kyle Martin	71	203	.350
2014	Kyle Martin	82	244	.336
2013	LB Dantzler	69	214	.322
2012	Christian Walker	77	240	.321
2011	Christian Walker	97	271	.358
2010	Jackie Bradley Jr.	89	242	.368
2009	DeAngelo Mack	92	255	.361
2008	Justin Smoak	90	235	.383
2007	James Darnell	79	239	.331
2006	Michael Campbell	76	209	.364
2005	Steve Pearce	82	229	.358
2004	Steve Pearce	92	266	.346
2003	Brian Buscher	106	270	.393
2002	Yaron Peters	106	281	.377
2001	Michael Floyd	70	200	.350
2000	Nate Janowicz	92	271	.339
1999	Adam Poe	79	206	.383
1998	Mike Curry	102	260	.400
1997	Ryan Bordenick	96	229	.419
1996	Mike Curry	66	191	.346
1995	Mark Mapes	70	204	.343
1994	Mac White	84	229	.367
1993	Joe Biernat	94	233	.403
1992	Dave Wilman	75	199	.377
1991	Jerry Shepherd	74	193	.383
1990	Skeets Thomas	82	214	.383
1989	Skeets Thomas	76	204	.373
1988	Adrian Adkins	87	226	.385
1987	Charlie Aldrich	83	213	.390
1986	Joe Datin	63	173	.364
1985	Rob Rinehart	94	241	.390
1984	Jim St. Laurent	56	156	.359
1983	Jim St. Laurent	67	178	.376
1982	Larry Hernandez	62	180	.344
1981	Rob Lowery	82	203	.404
1980	Greg Jonson	65	177	.367
1979	Etienne Farquharson	57	172	.331
1978	John Marquardt	67	176	.381
1977	Mookie Wilson	66	185	.357
1976	Greg Keatley	73	183	.399
1975	Hank Small	78	200	.390
1974	Hank Small	68	189	.360
1973	John Gambrell	46	141	.326
1972	Hank Small	53	140	.379
1971	Butch Anderson	37	112	.330
1970	Butch Anderson	35	113	.310
1969	Don Stanley	37	128	.289
1968	Billy Cash	24	75	.320
1967	Dan Scarpa	29	79	.367
1966	Mike Fair	29	94	.309
1965	Dan Scarpa	31	90	.344
1964	Hoke Greiner	37	109	.339
1963	Dick Moseley	28	80	.350
1962	Jack McCathern	32	80	.400

Bold indicates SEC leader




Justin Smoak concluded his three-year career at South Carolina as one of the greatest offensive players in school history. A two-time All-America recipient (2007-08), Smoak was a consensus selection in the nation at first base in his junior season after he hit .383 with 23 HR and 72 RBI. In his three-year career, Smoak set school records for home runs (62), runs batted in (207), bases on balls (151) and total bases (485). He is fifth on the SEC career list for home runs and is one of only seven players in SEC history to record 60 or more round trippers. He started every game at first base for three straight years with 195 consecutive starts on the corner.


Since 1962 Six Gamecocks Have Hit .400 or Better On The Season



Jack McCathern
1962 - .400




Rob Lowery
1981 - .404




Paul Hollins
1981 - .400



Joe Biernat
1993 - .403



Ryan Bordenick
1997 - .419



Mike Curry
1998 - .400

SINGLE-SEASON BATTING BESTS

Games Played

75	Brian Buscher	2002
75	Trey Dyson	2002
75	Drew Meyer	2002
75	Steve Thomas	2002
74	Justin Harris	2002
74	Landon Powell	2002
73	Garris Gonce	2002
72	Yaron Peters	2002
70	Whit Merrifield	2010
70	Scott Wingo	2010
70	Michael Campbell	2004
70	Steve Pearce	2004
70	Landon Powell	2004
70	Bryan Triplett	2004
70	Brendan Winn	2004

At Bats

334	Drew Meyer	2002
302	Justin Harris	2002
296	Whit Merrifield	2010
296	Steve Thomas	2002
294	Brian Buscher	2002
285	Jeff Barns	1985
284	Trey Dyson	2002
281	Yaron Peters	2002
279	Garris Gonce	2002
279	Marcus McBeth	2001

Runs Scored

102	Mike Curry	1998
87	Drew Meyer	2002
82	Adam Everett	1997
81	Yaron Peters	2002
81	Ryan Bordenick	1997
81	Derick Urquhart	1997
79	Brian Roberts	1999
79	Derick Urquhart	1998
77	Mike Curry	1997
76	Reese Havens	2008
76	Joe Datin	1985

Hits

120	Drew Meyer	2002
106	Brian Buscher	2003
106	Yaron Peters	2002
105	Steve Thomas	2002
104	Mike Curry	1998
100	Adam Everett	1998
100	Jeff Barns	1985
98	Justin Harris	2003
97	Christian Walker	2011
96	Ryan Bordenick	1997

Singles

86	Drew Meyer	2002
79	Justin Harris	2003
75	Neil Giesler	2006
72	Jeff Barns	1985
71	Joe Biernat	1993
70	Brian Buscher	2003
69	Whit Merrifield	2010
68	Mike Curry	1998
68	Scott Wingo	2011
66	Kyle Martin	2014
66	Garry Hancock	1975

Doubles

26	Steve Thomas	2002
24	Dave Smyth	1986
23	Andrew Crisp	2009
23	Landon Powell	2003
23	Drew Meyer	2002
22	Bryan Triplett	2004
22	Yaron Peters	2002
22	Brandon Pack	2000
22	Mike Curry	1996
21	Christian Walker	2011
21	Marcus McBeth	2001
21	Brian Roberts	1999
21	Adam Everett	1998
21	Derick Urquhart	1997
21	Rob Rinehart	1985

Triples

8	Elliott Caldwell	2015
6	Jake Williams	2011
6	Brian Buscher	2002
5	Brady Allen	2019
5	Michael Campbell	2005
5	Drew Meyer	2002
5	Nate Janowicz	2000
5	Brennan Dees	2000
5	Mike Curry	1998
5	Mike Curry	1997
5	Adam Everett	1997
5	Garrett Carter	1986
5	Phillip Wilson	1982
5	John Marquardt	1978
5	Jim Pankovits	1975
5	John Sykes	1950
5	Bill Harley	1931

Home Runs

29	Yaron Peters	2002
23	Wes Clarke	2021
23	Nick Ebert	2009
23	Justin Smoak	2008
23	Joe Datin	1985
22	Justin Smoak	2007
22	Tripp Kelly	2000
21	Steve Pearce	2005
21	Steve Pearce	2004
21	Tim Whittaker	2001
20	Derick Urquhart	1998

Runs Batted In

95	Yaron Peters	2002
88	Joe Datin	1985
87	Ryan Bordenick	1997
81	James Darnell	2008
77	Derick Urquhart	1998
76	Ryan Bordenick	1998
75	Jeff Morris	1986
75	Jim Curl	1981
74	Tim Whittaker	2001
74	Brandon Pack	2000

Total Bases

245	Yaron Peters	2002
179	Joe Datin	1985
178	Justin Smoak	2008
177	Mike Curry	1998
174	Brian Buscher	2003
173	Steve Pearce	2004
172	Steve Thomas	2002
171	Drew Meyer	2002
168	Adam Everett	1998
168	Derick Urquhart	1998

Strikeouts

85	Brendan Winn	2004
80	Jeff Parnell	1993
78	Brendan Winn	2005
76	Andrew Eyster	2021
76	Craig Dour	1995
73	Wes Clarke	2021
73	Eric Stanton	1998
72	Phil Disher	2008
71	Tanner English	2012
70	Phil Disher	2007

Bases on Balls

71	Joe McCarthy	1981
65	Jeff Parnell	1992
65	Joe Datin	1985
58	Reese Havens	2008
57	Justin Smoak	2008
55	Mark Gugino	1993
55	Larry Hernandez	1982
54	Justin Smoak	2007
54	Ryan Bordenick	1998
53	Nick Ebert	2009
53	Stacy Stokes	1994

Batting Average (Min. 100 AB)

.419	Ry. Bordenick	1997	(96-229)
.418	Jim Pinkerton	1949	(N/A)
.404	Rob Lowery	1981	(82-203)
.403	Joe Biernat	1993	(94-233)
.400	Mike Curry	1998	(102-260)
.400	Paul Hollins	1981	(88-220)
.400	Jack McCathern	1962	(N/A)
.399	Greg Keatley	1976	(73-183)
.393	Brian Buscher	2003	(106-270)
.390	Rob Rinehart	1985	(94-241)
.390	Hank Small	1975	(78-200)
.385	Adrian Adkins	1988	(87-226)
.385	Charlie Aldrich	1987	(82-213)

Stolen Bases

67	Brian Roberts	1999
60	Mike Curry	1998
56	Mark Van Bever	1976
51	Joe McCarthy	1981
46	Mark Van Bever	1977
42	Mike Curry	1997
41	Mark Gugino	1993
39	Drew Meyer	2002
36	Joe McCarthy	1980
36	Etienne Farquharson	1979

Slugging Percentage

.767	John Marquardt	1978	(135-176)
.765	Yaron Peters	2002	(215-281)
.757	Justin Smoak	2008	(178-235)
.750	Hank Small	1975	(150-200)
.715	Jerry Shepherd	1991	(138-193)
.714	Paul Hollins	1981	(157-220)
.713	Nick Ebert	2009	(149-209)
.703	Steve Pearce	2005	(161-229)
.699	Joe Datin	1985	(179-256)
.695	Rob Lowery	1981	(141-203)

Yaron Peters was 2002 SEC Player of the Year after hitting a single-season school record 29 homers with 95 runs batted in. He owned a .765 slugging percentage and 245 total bases.

Steve Pearce had a stellar two-year career from 2004-05 for the Gamecocks.

Pearce hit 21 homers for the 2004 Gamecocks and helped lead Carolina to the College World Series. He followed that up with 21 more homers in 2005. Pearce's .703 slugging percentage in 2005 is eighth best in school history. His career total of 42 homers is tied for seventh best in school history.



Game Appearances

50	John Taylor	2011
39	Tyler Webb	2012
37	Michael Roth	2010
37	Chad Blackwell	2004
37	Blake Taylor	2002
36	Matt Price	2011
36	Lee Gronkiewicz	2001
36	Craig Ross	1994
33	Jose Mata	2010
32	Tyler Webb	2013
32	Scott Barber	2000

Games Started

20	Michael Roth	2012
20	Michael Roth	2011
20	Blake Cooper	2010
19	Matt Campbell	2004
19	Aaron Rawl	2004
19	David Marchbanks	2003
19	Gary Bell	2002
19	Kip Bouknight	2000
19	Brian Rountree	1988
19	Mike Cook	1985

Complete Games

13	Jim Lewis	1977
10	Dennis Lubert	1981
10	Randy Martz	1977
9	Tim Lewis	1976
9	Earl Bass	1975
9	Larry Erbaugh	1972
8	Mike Cook	1985
8	Earl Bass	1974
8	Greg Ward	1974

Innings Pitched

149.0	Jim Lewis	1977
148.0	Earl Bass	1975
145.0	Michael Roth	2011
144.0	Kip Bouknight	2000
141.0	Mike Cook	1985
137.0	Michael Roth	2012
137.0	Blake Cooper	2010
135.1	David Marchbanks	2003
131.2	Randy Martz	1977
124.1	Peter Bauer	2000

Undefeated Records (Min. 7 wins)

14-0	Randy Martz	1977
11-0	Tim Lewis	1975
8-0	Sam Dyson	2008
8-0	Ray Lavigne	1975
7-0	Adam Hill	2016
7-0	Harris Honeycutt	2006
7-0	Zac McCamie	2004
7-0	Chris Spigner	2002
7-0	Peter Bauer	1998
7-0	Dave Menhart	1986
7-0	Mike Werner	1983
7-0	Grady Faircloth	1950

Games Won (Min. 10)

17	Kip Bouknight	2000	17-1
17	Earl Bass	1975	17-1
16	Mike Cook	1985	16-2
15	David Marchbanks	2003	15-3
14	Michael Roth	2011	14-3
14	Randy Martz	1977	14-0
14	Greg Ward	1975	14-3
13	Blake Cooper	2010	13-2
13	Aaron Rawl	2004	13-4
13	Peter Bauer	2000	13-2
12	Dennis Lubert	1981	12-2
12	Earl Bass	1974	12-1
11	Kip Bouknight	1998	11-3
11	Rich Pratt	1993	11-3
11	Matt Threhouse	1992	11-4
11	Jared Baker	1991	11-4
11	Joe Kucharski	1982	11-3
11	Tim Lewis	1975	11-0
11	Tim Lewis	1974	11-2
10	Braden Webb	2016	10-6
10	Gary Bell	2002	10-3
10	Kip Bouknight	2001	10-4
10	Gary Bell	2001	10-5
10	Joe Cardwell	1988	10-3
10	Rodney Richey	1987	10-2
10	Gary Parmenter	1983	10-1
10	Don Gordon	1982	10-3
10	Bret Baynam	1981	10-1
10	Bill Landrum	1980	10-2
10	Tim Lewis	1976	10-3
10	Greg Ward	1974	10-4

Games Lost

7	Thomas Farr	2021	3-7
7	Bill Camp	1951	2-7
6	Brannon Jordan	2021	5-6
6	Reid Morgan	2019	4-6
6	Carmen Mlodzinski	2018	3-6
6	Adam Hill	2017	3-6
6	Braden Webb	2016	10-6
6	Jack Wynkoop	2014	7-6
6	Blake Cooper	2008	5-6
6	Aaron Rawl	2005	9-6
6	Matt Campbell	2004	10-6
6	Brett Jodie	1998	6-6
6	Jason Haynie	1996	7-6
6	Jim Stoops	1995	4-6
6	Jason Haynie	1994	8-6
6	Jared Baker	1992	5-6
6	Rich Pratt	1991	4-6
6	Charlie Young	1989	3-6
6	Larry Price	1985	3-6
6	Jim Lewis	1977	11-6

Shutouts

4	Earl Bass	1975
4	Earl Bass	1974
4	Allen Hilliard	1973
4	Greg Ward	1973
3	Don Gordon	1981
3	Jim Lewis	1977
3	Jim Lewis	1976
3	Bobby Bryant	1965
3	Loveard McMichael	1963
2	16 pitchers last	Sam Dyson 2010

Bases on Balls

66	Jared Baker	1991
64	Jared Baker	1992
60	Mike Cook	1985
57	Chris Spigner	2001
56	Jason Haynie	1994
55	Adam Hill	2018
55	J.J. Pearsall	1995
55	Brian Williams	1990
53	Kip Bouknight	2001
50	Scott Pace	1994

Earned Run Average (Min. 45 IP)

0.76	Jeff Twitty	1979	(3, 47.2)
1.06	Michael Roth	2011	(17, 145.0)
1.10	Earl Bass	1974	(13, 106)
1.14	John Taylor	2011	(9, 71.1)
1.15	Ray Lavigne	1974	(6, 47)
1.30	Greg Ward	1974	(15, 103.2)
1.34	Clarke Schmidt	2017	(9, 60.1)
1.34	Michael Roth	2010	(6, 40.1)
1.35	Allen Johnson	1974	(11, 73.1)
1.35	Earl Bass	1975	(23, 148)

Strikeouts (100 or more)

168	Mike Cook	1985
168	Earl Bass	1975
151	Jared Baker	1991
145	Jim Lewis	1977
145	Matt Campbell	2004
143	Kip Bouknight	2000
129	Clarke Schmidt	2016
129	Earl Bass	1974
128	Braden Webb	2016
126	Blake Cooper	2010
125	Brian Williams	1990
125	Brian Rountree	1988
124	Kip Bouknight	1999
116	J.J. Pearsall	1995
116	Greg Ward	1974
114	Jared Baker	1992
113	Brett Jodie	1998
113	Tim Lewis	1976
112	Michael Roth	2011
108	Zac McCamie	2005
106	Randy Martz	1977
105	Harris Honeycutt	2007
105	Billy Buckner	2004
104	Kip Bouknight	2001
102	Matt Threhouse	1992
102	Greg Ward	1975
101	Adam Hill	2018
101	Sam Dyson	2010
101	Rich Pratt	1993
100	Scott Barber	2000
100	Bobby Bryant	1967

Decisions

18	David Marchbanks	2003	15-3
18	Kip Bouknight	2000	17-1
18	Mike Cook	1985	16-2
18	Earl Bass	1975	17-1
17	Michael Roth	2011	14-3
17	Aaron Rawl	2004	13-4
17	Jim Lewis	1977	11-6
17	Greg Ward	1975	14-3
16	Matt Campbell	2004	10-6
16	Braden Webb	2016	10-6

Saves

21	Blake Taylor	2002
20	Matt Price	2011
20	Chad Blackwell	2004
19	Lee Gronkiewicz	2001
17	Tyler Webb	2013
15	Scott Barber	2000
14	Joel Seddon	2014
13	Matt Price	2012
12	Brian Beatson	1990
12	Brian Beatson	1988



Michael Roth went 14-3 in 2011 with a 1.06 ERA in 145.0 innings pitched on his way to consensus All-America accolades.

Roth's career postseason record was 8-0 with a 1.33 ERA in 95.0 innings pitched. His postseason ERA of 1.49 is the fifth lowest among all pitchers in College World Series history. He concluded his career with four CWS victories, one shy of the record five set by his teammate, Matt Price. He made eight career CWS starts; a record three starts in the Championship Finals and hurled a CWS record 60.1 innings pitched. He was a CWS All-Tournament Team recipient in 2011 and 2012.

Roth excelled in the classroom as he won the 2012 SEC H. Boyd McWhorter Male-Scholar Athlete of the Year award, the highest male student-athlete honor in the conference and received from Dr. Harris Pastides the 2012 President's Award, the most prestigious honor given to a South Carolina student-athlete. He was a first-team Academic All-America in 2011 and 2012.

Games Played (200 or more)

255	Michael Campbell	2003-04-05-06
254	Scott Wingo	2008-09-10-11
251	Landon Powell	2001-02-03-04
238	Andrew Crisp	2005-06-07-08-09
236	Mac White	1991-92-93-94
223	Jeff Parnell	1990-91-92-93
221	Trey Dyson	1999-00-01-02
217	Derick Urquhart	1995-96-97-98
209	Drew Meyer	2000-01-02
209	Garrett Carter	1985-86-87-88
208	Chris Boyle	1981-82-83-84
204	Ryan Szejbkca	1993-94-95-96-97
202	Dave Willman	1998-90-91-92
201	Stacy Stokes	1991-92-93-94
201	Burke Cromer	1989-90-91-92
200	Adam Matthews	2009-10-11-12

At Bats

950	Michael Campbell	2003-04-05-06
903	Mac White	1991-92-93-94
866	Andrew Crisp	2005-06-07-08-09
866	Landon Powell	2001-02-03-04
864	Drew Meyer	2000-01-02
800	Whit Merrifield	2008-09-10
799	Derick Urquhart	1995-96-97-98
766	Chris Boyle	1981-82-83-84
750	Jeff Parnell	1990-91-92-93
739	Justin Smoak	2006-07-08

Runs Scored

223	Derick Urquhart	1995-96-97-98
215	Mike Curry	1996-97-98
212	Drew Meyer	2000-01-02
209	Mac White	1991-92-93-94
197	Whit Merrifield	2008-09-10
188	Justin Smoak	2006-07-08
182	Jeff Parnell	1990-91-92-93
181	Michael Campbell	2003-04-05-06
176	Landon Powell	2001-02-03-04
174	Garrett Carter	1985-86-87-88

Hits (200 or more)

303	Mac White	1991-92-93-94
299	Michael Campbell	2003-04-05-06
285	Drew Meyer	2000-01-02
265	Landon Powell	2001-02-03-04
265	Derick Urquhart	1995-96-97-98
263	Whit Merrifield	2008-09-10
262	Andrew Crisp	2005-06-07-08-09
250	Mike Curry	1996-97-98
248	Christian Walker	2010-11-12
246	Justin Smoak	2006-07-08
245	Hank Small	1972-73-74-75
231	Dave Willman	1989-90-91-92
230	Skeets Thomas	1988-89-90
227	Jeff Barns	1985-86-87
225	Jeff Parnell	1990-91-92-93
224	Chris Boyle	1981-82-83-84
218	Jackie Bradley Jr.	2009-10-11
215	Reese Havens	2006-07-08
211	Ryan Bordenick	1995-96-97-98
210	Garrett Carter	1985-86-87-88
209	Burke Cromer	1989-90-91-92
207	Jim Curl	1978-79-80-81
206	Greg Johnson	1977-78-79-80
204	Joey Pankake	2012-13-14
203	Greg Morhardt	1982-83-84
201	Kyle Martin	2012-13-14-15
201	Brian Buscher	2002-03

Hits Per Game (minimum 2 seasons)

1.55	Adam Everett	1997-98
1.50	Mike Curry	1996-97-98
1.45	Rod Carraway	1980-81
1.42	Brian Buscher	2002-03
1.38	Jim St. Laurent	1983-84
1.36	Steve Pearce	2004-05
1.36	Drew Meyer	2000-01-02
1.35	Whit Merrifield	2008-09-10
1.35	Skeets Thomas	1988-89-90-91

Singles

209	Drew Meyer	2000-01-02
201	Michael Campbell	2003-04-05-06
198	Mac White	1991-92-93-94
194	Whit Merrifield	2008-09-10
191	Andrew Crisp	2005-06-07-08-09
172	Greg Jonson	1977-78-79-80
176	Derick Urquhart	1995-96-97-98
168	Christian Walker	2010-11-12
165	Dave Willman	1989-90-91-92
162	Mike Curry	1996-97-98

Doubles

67	Mac White	1991-92-93-94
61	Landon Powell	2001-02-03-04
54	Michael Campbell	2003-04-05-06
53	Justin Smoak	2006-07-08
53	Greg Morhardt	1982-83-84
51	Mike Curry	1996-97-98
51	Derick Urquhart	1995-96-97-98
48	Jeff Barns	1985-86-87
47	Jeff Parnell	1990-91-92-93
45	Christian Walker	2010-11-12
45	Paul Hollins	1978-79-80-81

Triples

13	Michael Campbell	2003-04-05-06
12	Mac White	1991-92-93-94
12	Bill Harley	1930-31-32
11	Mike Curry	1996-97-98
9	Drew Meyer	2000-01-02
9	Adam Everett	1997-98
9	Chuck McLean	1975-76-77-78
8	TJ Hopkins	2016-17-18-19
8	Elliott Caldwell	2014-15
8	Tanner English	2012-13-14
8	Brian Buscher	2002-03
8	Nate Janowicz	1999-00
8	Paul Hollins	1978-79-80-81

Home Runs (30 or more)

62	Justin Smoak	2006-07-08
48	Hank Small	1972-73-74-75
47	Garrett Carter	1985-86-87-88
45	Jeff Parnell	1990-91-92-93
44	Landon Powell	2001-02-03-04
43	Chris Boyle	1981-82-83-84
42	Phil Disher	2005-06-07-08
42	Steve Pearce	2004-05
41	James Darnell	2006-07-08
41	Tripp Kelly	1998-99-00-01
41	Charlie Aldrich	1985-86-87
38	Eric Stanton	1996-97-98
36	Derick Urquhart	1995-96-97-98
34	Ryan Bordenick	1995-96-97-98
33	Jim Curl	1978-79-80-81
33	Trey Dyson	1999-00-01-02
32	Wes Clarke	2019-20-21
32	Joe Datin	1985-86
31	Jacob Olson	2017-18-19
31	Michael Campbell	2003-04-05-06
31	Brendan Winn	2004-05
31	Yaron Peters	2001-02
31	Jerry Shepherd	1991-92
31	Dave Hollins	1985-86-87
30	Christian Walker	2010-11-12
30	Jackie Bradley Jr.	2009-10-11
30	Jeff Barns	1985-86-87

Runs Batted In

207	Justin Smoak	2006-07-08
198	Mac White	1991-92-93-94
198	Chris Boyle	1981-82-83-84
193	Landon Powell	2001-02-03-04
184	Hank Small	1972-73-74-75
182	Jeff Parnell	1990-91-92-93
180	Derick Urquhart	1995-96-97-98
180	Ryan Bordenick	1995-96-97-98
175	Michael Campbell	2003-04-05-06
168	Christian Walker	2010-11-12
168	Garrett Carter	1985-86-87-88
168	Charlie Aldrich	1985-86-87

Total Bases

485	Justin Smoak	2006-07-08
472	Michael Campbell	2003-04-05-06
472	Mac White	1991-92-93-94
468	Landon Powell	2001-02-03-04
438	Derick Urquhart	1995-96-97-98
433	Hank Small	1972-73-74-75
415	Jeff Parnell	1990-91-92-93
401	Mike Curry	1996-97-98
398	Garrett Carter	1985-86-87-88
393	Christian Walker	2010-11-12

Strikeouts

252	Jeff Parnell	1990-91-92-93
196	Eric Stanton	1996-97-98
195	Craig Dour	1994-95-96-97
185	Garrett Carter	1985-86-87-88
180	Phil Disher	2005-06-07-08
171	Landon Powell	2001-02-03-04
163	Tanner English	2012-13-14
163	Brendan Winn	2004-05
161	Tripp Kelly	1998-99-00-01
158	Rob DeBoer	1991-92-93-94

Bases on Balls

151	Justin Smoak	2006-07-08
149	Jeff Parnell	1990-91-92-93
137	Landon Powell	2001-02-03-04
130	Scott Wingo	2008-09-10-11
130	Stacy Stokes	1991-92-93-94
126	Derick Urquhart	1995-96-97-98
125	Mac White	1991-92-93-94
123	John Sullivan	1981-82-83-84
122	Mark Gugino	1992-93-94
120	Paul Hollins	1978-79-80-81

Batting Average (Min. 100 hits)


.373	Joe Biernat	1992-93 (138-370)
.368	Jim St. Laurent	1983-84 (123-334)
.366	Adam Everett	1997-98 (184-503)
.365	Jerry Shepherd	1991-92 (138-378)
.365	Skeets Thomas	1988-89-90 (230-631)
.365	Rod Carraway	1980-81 (159-436)
.357	Ryan Bordenick	1995-96-97-98 (211-591)
.357	Yaron Peters	2001-02 (110-308)
.357	Rob Rinehart	1984-85 (158-442)
.356	Brian Buscher	2002-2003 (201-564)

Slugging Percentage

.734	Yaron Peters	2001-02 (226-308)
.698	Jerry Shepherd	1991-92 (264-378)
.675	Steve Pearce	2004-05 (334-495)
.669	John Marquardt	1978-79 (222-332)
.664	Joe Datin	1985-86 (285-429)
.656	Justin Smoak	2006-07-08 (485-739)
.637	Charlie Aldrich	1985-86-87 (367-576)
.635	Wes Clarke	2019-20-21 (269-410)
.626	Hank Small	1972-73-74-75 (433-692)
.622	Jeff Morris	1985-86 (240-386)

Stolen Bases

122	Mike Curry	1996-97-98
122	Mark Van Bever	1975-76-77
89	John Gambrell	1971-72-73-74
87	Joe McCarthy	1980-81
83	Jeff Grantz	1973-74-75-76
78	Mark Gugino	1992-93-94
77	Robby Vollmer	1979-80-81-82
72	Drew Meyer	2000-01-02
69	Mac White	1991-92-93-94
67	Brian Roberts	1999



Scott Wingo played in 254 games and was a member of both the 2010 and 2011 national championship teams.



Mark Van Bever stole 122 career bases and played on the 1975 and 1977 CWS teams.

Appearances		Wins (20 or more)		Saves		Decisions continued...	
110	Tyler Webb 2010-11-12	45	Kip Bouknight 1998-01 (45-12)	43	Matt Price 2009-12	47	Greg Ward 1972-75 (34-13)
102	Matt Price 2009-10-11-12	36	Tim Lewis 1973-76 (36-6)	30	Rob Mosser 1990-93	45	Jason Haynie 1993-96 (27-18)
94	Michael Roth 2009-10-11-12	35	Aaron Rawl 2002-05 (35-15)	28	Brian Beatson 1987-90	45	Matt Threehouse 1989-93 (31-14)
89	Reed Scott 2014-15-16-17	34	Blake Cooper 2007-10 (34-14)	22	Blake Taylor 2001-02	42	Rich Pratt 1990-93 (26-16)
88	Rob Mosser 1990-91-92-93	34	Earl Bass 1972-75 (34-3)	22	Lee Gronkiewicz 1999-01	42	Tim Lewis 1973--76 (36-6)
87	Aaron Rawl 2002-03-04-05	34	Greg Ward 1972-75 (34-13)	20	Chad Blackwell 2004	40	Dennis Lubert 1979-82 (31-9)
87	Jason Pomar 1996-97-98-99	31	David Marchbanks 2001-03 (31-8)	20	Tyler Webb 2010-13	39	David Marchbanks 2001-03 (31-8)
86	Jamie Poston 1997-98-99-00	31	Matt Threehouse 1989-93 (31-14)	19	Tyler Johnson 2015-17	38	Mike Cook 1983-85 (30-8)
85	Josh Reagan 2014-15-16-17	31	Dennis Lubert 1979-82 (31-9)	19	Jason Pomar 1996-99	37	Earl Bass 1972-75 (36-6)
81	Kip Bouknight 1998-99-00-01	30	Mike Cook 1983-85 (30-8)	18	Scott Barber 1998-00	36	Jack Wynkoop 2013-15 (22-14)
Starts		27	Jason Haynie 1993-96 (27-18)	15	Joel Seddon 2012-14	34	Matt Campbell 2002-04 (20-12)
66	Kip Bouknight 1998-99-00-01	26	Michael Roth 2009-12 (26-6)	15	Bobby Kish 1979-81	32	Michael Roth 2009-12 (26-6)
62	Blake Cooper 2007-08-09-10	26	Rich Pratt 1990-93 (26-16)	15	Bobby Kish 1979-81	32	Sam Dyson 2008-10 (23-9)
61	Jason Haynie 1993-94-95-96	25	Peter Bauer 1998-00 (25-5)	15	Craig Ross 1993-95	32	Jason Pomar 1996-99 (17-15)
58	Rich Pratt 1990-91-92-93	24	Bret Baynham 1978-81 (24-4)	Shutouts		31	Nolan Belcher 2009-13 (18-13)
55	Matt Threehouse 1989-90-91-92-93	23	Sam Dyson 2008-10 (23-9)	10	Earl Bass 1972-75	30	Jim Lewis 1976-77 (19-11)
50	Dennis Lubert 1979-80-81-82	22	Jack Wynkoop 2013-15 (22-14)	7	Greg Ward 1972-75		
49	Tim Lewis 1973-74-75-76	21	Colby Holmes 2010-13 (21-7)	6	Jim Lewis 1976-77		
47	David Marchbanks 2001-02-03	21	Joe Kucharski 1980-82 (21-7)	5	Kip Bouknight 1998-01		
47	Mike Cook 1983-84-85	20	Jordan Montgomery 2012-14 (20-7)	5	Don Gordon 1980-82		
45	Greg Ward 1972-73-74-75	20	Matt Campbell 2002-04 (20-12)	5	Tim Lewis 1973-76		
Complete Games		20	Gary Bell 2001-02 (20-8)	5	Alan Hilliard 1970-73		
25	Greg Ward 1972-73-74-75	20	Mark Calvert 1980-83 (20-7)	5	Bobby Bryant 1965-67		
22	Tim Lewis 1973-74-75-76	Losses		4	Dennis Lubert 1979-82		
22	Earl Bass 1972-73-74-75	18	Jason Haynie 1993-96 (27-18)	4	Ray Lavigne 1974-75		
19	Jim Lewis 1976-77	16	Rich Pratt 1990-93 (26-16)	Decisions (30 or more)			
18	Dennis Lubert 1979-80-81-82	15	Jason Pomar 1996-99 (17-15)	57	Kip Bouknight 1998-01 (45-12)		
14	Don Gordon 1980-81-82	14	Aaron Rawl 2002-05 (35-15)	50	Aaron Rawl 2002-05 (35-15)		
14	Bobby Bryant 1965-66-67	14	Heyward Tunstall 1952-55 (9-15)	48	Blake Cooper 2007-10 (34-14)		
13	Kip Bouknight 1998-99-00-01	14	Jack Wynkoop 2013-15 (22-14)				
13	Larry Erbaugh 1970-71-72	14	Blake Cooper 2007-10 (34-14)				
12	Alan Hilliard 1970-71-72-73	14	Matt Threehouse 1989-93 (31-14)				
Innings Pitched		14	Jim Stoops 1992-95 (13-14)				
482.0	Kip Bouknight 1998-99-00-01	13	Brett Jodie 1996-98 (15-13)				
377.0	Blake Cooper 2007-08-09-10	13	Greg Ward 1972-75 (34-13)				
370.0	Aaron Rawl 2002-03-04-05	13	Greg Ward 1972-75 (34-13)				
361.1	Jason Haynie 1993-94-95-96	13	John Coleman 1963-65 (10-13)				
354.1	Michael Roth 2009-10-11-12	14					
350.2	Matt Threehouse 1989-90-91-92-93	14					
345.0	Rich Pratt 1990-91-92-93	14					
340.1	Dennis Lubert 1979-80-81-82	14					
340.1	Greg Ward 1972-73-74-75	14					
333.0	Tim Lewis 1973-74-75-76	14					
Strikeouts (300 or more)		14					
457	Kip Bouknight 1998-01	14					
392	Earl Bass 1972-75	14					
345	Matt Threehouse 1989-93	14					
332	Tim Lewis 1973-76	14					
323	Greg Ward 1972-75	14					
315	Aaron Rawl 2002-05	14					
313	Mike Cook 1983-85	14					
312	Jason Haynie 1993-96	14					
306	Jared Baker 1990-92	14					
301	Rich Pratt 1990-93	14					
Bases on Balls		14					
182	Kip Bouknight 1998-01	14					
174	Matt Threehouse 1989-93	14					
171	Jason Haynie 1993-96	14					
154	Tim Lewis 1973-76	14					
153	Jared Baker 1990-92	14					
142	Chris Spigner 1999-02	14					
140	Mike Cook 1983-85	14					
139	Bobby Bryant 1965-67	14					
124	Rich Pratt 1990-93	14					
123	Brent Moore 1994-97	14					



Matt Price performed as well with the game on the line as anyone in Carolina history. In Omaha, he delivered.

He had a 20.1 scoreless inning streak at the College World Series and allowed just four earned runs in 26.1 career innings in Omaha.

He won five times in his career at the College World Series, that is a CWS record. He also saved four games and is the all-time leader in games finished as well as tied for the career appearance record in CWS history, going to the mound 13 times in three trips to Omaha.

In 21 career postseason appearances, he tallied a 5-1 record with 11 saves. His postseason ERA was 1.03 in 43.2 innings pitched with 58 strikeouts.

He set school and SEC records as well for career saves with 43 in his time with the Garnet & Black.

Runs Scored

Year	Player	No.
2021	Wes Clarke	56
2020	Andrew Eyster/Wes Clarke	14
2019	TJ Hopkins	49
2018	Carlos Cortes	53
2017	Jacob Olson/TJ Hopkins	37
2016	Dom Thompson-Williams	58
2015	Kyle Martin	50
2014	Joey Pankake	52
2013	LB Dantzler	46
2012	Evan Marzilli	51
2011	Christian Walker	64
2010	Whit Merrifield	72
2009	Jackie Bradley, Jr.	69
2008	Reese Havens	76
2007	Justin Smoak	64
2006	Justin Smoak	61
2005	Michael Campbell	56
2004	Landon Powell	66
2003	Kevin Melillo	59
2002	Drew Meyer	87
2001	Marcus McBeth	58
2000	Drew Meyer	71
1999	Brian Roberts	79
1998	Mike Curry	102
1997	Adam Everett	82
1996	Etienne Hightower	48
1995	Mike Dezenzo	43
1994	Mark Gugino	66
1993	Mark Gugino	56
1992	Jeff Parnell	68
1991	Jeff Parnell	58
1990	Mike McGee	48
1989	Mike McGee	49
1988	Garrett Carter	65
1987	Dave Smyth/Garrett Carter	53
1986	Jeff Morris/Dave Smyth	64
1985	Joe Datin	76
1984	Greg Morhardt	59
1983	Jim St. Laurent	49
1982	Phillip Wilson	60
1981	Jim Curl	71
1980	Jim Curl	50
1979	Etienne Farquharson	37
1978	John Marquardt	44
1977	Mark Van Bever	60
1976	Jeff Grantz	56
1975	Hank Small	50
1974	Hank Small/Jeff Grantz	51
1973	Hank Small	34
1972	John Gambrell	27
1971	Butch Anderson	25
1970	Butch Anderson	22
1969	Wallie Jones	17
1968	Wallie Jones	15
1967	Toy McCord	20
1966	Bob Mauro	16
1965	Joe Tonelli	21
1964	Hoke Greiner	23
1963	Jack McCathern	12
1962	Hoke Greiner	21

Bold indicates SEC leader

Doubles


Year	Player	No.
2021	Braylen Wimmer	15
2020	Five with	3
2019	Luke Berryhill	15
2018	Jacob Olson	20
2017	Jonah Bride	12
2016	Dom Thompson-Williams	17
2015	Kyle Martin	12
2014	Grayson Greiner	13
2013	LB Dantzler	16
2012	LB Dantzler/Joey Pankake	15
2011	Christian Walker	21
2010	Adrian Morales	15
2009	Andrew Crisp	23
2008	Justin Smoak	19
2007	Trent Kline	19
2006	Justin Smoak	18
2005	Michael Campbell/Steve Pearce	16
2004	Bryan Triplett	22
2003	Landon Powell	23
2002	Steve Thomas	26
2001	Marcus McBeth	21
2000	Brandon Pack	22
1999	Brian Roberts	21
1998	Adam Everett	21
1997	Derick Urquhart	21
1996	Mike Curry	22
1995	Randy Stegall	19
1994	Mark Gugino/Mac White	15
1993	Joe Biernat/Mac White	16
1992	Dave Willman	19
1991	Mac White	19
1990	Skeets Thomas	14
1989	Skeets Thomas	16
1988	Brian Williams	19
1987	Dave Smyth	18
1986	Dave Smyth	24
1985	Rob Rinehart	21
1984	Kent Anderson	20
1983	Greg Morhardt	16
1982	Greg Morhardt	20
1981	Rob Lowery	20
1980	Rod Carraway	17
1979	Paul Hollins	11
1978	Chuck McLean	15
1977	Mark Van Bever	14
1976	Steve King	14
1975	Jim Pankovits	18
1974	John Gambrell	15
1973	Steve King	8
1972	John Gambrell	12
1971	Pete Carpenter	8
1970	Buddy Caldwell	5
1969	Buddy Caldwell	9
1968	Wallie Jones/Buddy Caldwell	6
1967	Frank Partyka	10
1966	Dan Scarpa	6
1965	Joe Tonelli	7
1964	Dan Reeves	5
1963	Dick Moseley/Jack McCathern	3
1962	Charley Williams	5

Bold indicates SEC leader


Triples

Year	Player	No.
2021	Five with	1
2020	Noah Myers	2
2019	Brady Allen	5
2018	LT Tolbert	4
2017	Jonah Bride/TJ Hopkins	2
2016	Dom Thompson-Williams	3
2015	Elliott Caldwell	8
2014	Gene Cone	2
2013	Tanner English	3
2012	Tanner English/Evan Marzilli	4
2011	Jake Williams	6
2010	Scott Wingo	3
2009	Jackie Bradley, Jr./DeAngelo Mack	3
2008	Reese Havens	2
2007	J.Darnell/T. Jones/H. Lail	2
2006	Trent Kline	4
2005	Michael Campbell	5
2004	Brendan Winn	3
2003	Michael Campbell	3
2002	Brian Buscher	6
2001	Garris Gonc/Drew Meyer	2
2000	Brennan Dees/Nate Janowicz	5
1999	Nate Janowicz/Adam Poe	3
1998	Mike Curry	5
1997	Mike Curry/Adam Everett	5
1996	Curry/Urquhart/Hightower/Walters	1
1995	Ryan Szejbka	2
1994	Rob DeBoer/Mac White	4
1993	Mac White	4
1992	D.T. Cromer	4
1991	Mac White	3
1990	Brian Williams	3
1989	Skeets Thomas/Brian Williams	2
1988	G. Carter/S. Thomas/B. Williams	2
1987	Dave Smyth	3
1986	Garrett Carter	5
1985	C. Aldrich/J. Barns/R. Rinehart	2
1984	Rob Rinehart	4
1983	Larry Hernandez	2
1982	Phillip Wilson	5
1981	Paul Hollins	4
1980	Etienne Farquharson	4
1979	Wes Westbrook	3
1978	John Marquardt	5
1977	Mookie Wilson	3
1976	Steve Cook	4
1975	Jim Pankovits	5
1974	Eddie Ford	3
1973	Frank Matusek	2
1972	Eddie Ford	2
1971	Bruce Pudlock	2
1970	Gary Lance	2
1969	Caldwell/Cash/Lance/Stanley	2
1968	Wallie Jones/Toy McCord	1
1967	Frank Partyka	4
1966	Bill LaMotte	2
1965	Bill LaMotte	3
1964	Jack McCathern	3
1963	Greiner/Johnson/McCathern/Traynam/Williams	1
1962	Jim Lanford/Charley Williams	2


Bold indicates SEC leader



Hank Small led the Gamecocks in homers in 1973, 1974 and 1975 and RBI. The 1975 team reached the CWS.




Reese Havens hit .359 with 18 homers and 57 RBI in 2008 scored a team-high 76 runs on his way to All-America honors.




Nick Ebert hit 23 homers with 72 RBI in 2009. He had a .321 batting average and a .713 slugging percentage.



Jackie Bradley Jr. hit .368 with 13 homers and 60 RBI in 2010 as the Gamecocks won the national championship.



Mike Curry hit .400 in 1998 and led the Gamecocks and the SEC in runs scored with 102 as well as 60 stolen bases.



Mac White is South Carolina's all-time hit leader with 303 hits in a four-year career.

Home Runs

Year	Player	No.
2021	Wes Clarke	23
2020	Wes Clarke	8
2019	Jacob Olson	13
2018	Carlos Cortes	15
2017	Carlos Cortes	12
2016	Alex Destino	10
2015	Kyle Martin	12
2014	Grayson Greiner	8
2013	LB Dantzler	15
2012	Christian Walker	11
2011	Christian Walker	10
2010	Jackie Bradley Jr./Whit Merrifield	13
2009	Nick Ebert	23
2008	Justin Smoak	23
2007	Justin Smoak	22
2006	Robbie Grinestaff/Justin Smoak	17
2005	Steve Pearce	21
2004	Steve Pearce	21
2003	Brian Buscher	15
2002	Yaron Peters	29
2001	Tim Whittaker	21
2000	Tripp Kelly	22
1999	Brian Roberts	12
1998	Derick Urquhart	20
1997	Rob Streicher	16
1996	Brian Hucks	12
1995	Craig Dour/Mark Mapes	9
1994	Mac White	8
1993	Jeff Parnell	10
1992	Jeff Parnell	18
1991	Jeff Parnell	15
1990	Skeets Thomas	11
1989	Derrick Mack	10
1988	Garrett Carter	18
1987	Garrett Carter	15
1986	Dave Hollins/Jeff Morris	19
1985	Joe Datin	23
1984	Greg Morhardt	17
1983	Chris Boyle	16
1982	Chris Boyle	12
1981	Jim Curl	17
1980	Jim Curl	12
1979	John Marquardt	10
1978	John Marquardt	16
1977	Johnny Hinkel	15
1976	G. Keatley/S. King/J. Pankovits	12
1975	Hank Small	19
1974	Hank Small	17
1973	Hank Small	8
1972	Bruce Pudlock	6
1971	Buddy Caldwell	11
1970	Buddy Caldwell	5
1969	Butch Anderson/Buddy Caldwell	4
1968	Buddy Caldwell/Billy Cash	2
1967	B.Cash/B. Mauro/T. McCord	2
1966	B. Mauro/F. Partyka/S. Townsend	2
1965	Ronnie Lamb/Bill LaMotte	2
1964	Jack McCathern/Dick Moseley	2
1963	D. Corley/J. Lanford/C. Williams	1
1962	Grasso/Lanford/Robinson/Williams	1

Bold indicates SEC leader

Runs Batted In

Year	Player	No.
2021	Wes Clarke	55
2020	Wes Clarke	22
2019	Luke Berryhil	49
2018	LT Tolbert	56
2017	Carlos Cortes/Alex Destino	41
2016	Alex Destino	59
2015	Kyle Martin	56
2014	Grayson Greiner	50
2013	LB Dantzler	53
2012	Christian Walker	55
2011	Christian Walker	62
2010	Jackie Bradley Jr.	60
2009	Nick Ebert	72
2008	James Darnell	81
2007	Justin Smoak	72
2006	Justin Smoak	63
2005	Steve Pearce	63
2004	Steve Pearce	70
2003	Brian Buscher	66
2002	Yaron Peters	95
2001	Tim Whittaker	74
2000	Brandon Pack	74
1999	Tim Angiolini	62
1998	Derick Urquhart	77
1997	Ryan Bordenick	87
1996	Mark Mapes	53
1995	Mark Mapes	49
1994	Mac White	63
1993	Mac White	59
1992	Jeff Parnell	58
1991	Jeff Parnell	63
1990	Skeets Thomas	59
1989	Skeets Thomas	51
1988	Garrett Carter	60
1987	Charlie Aldrich	65
1986	Jeff Morris	75
1985	Joe Datin	88
1984	Greg Morhardt	57
1983	Chris Boyle	54
1982	Chris Boyle	59
1981	Jim Curl	75
1980	Jim Curl	47
1979	John Marquardt	38
1978	John Marquardt	61
1977	Don Repsher	57
1976	Steve King	53
1975	Hank Small	66
1974	Hank Small	65
1973	Hank Small	32
1972	Bruce Pudlock	27
1971	Buddy Caldwell	23
1970	Butch Anderson	18
1969	Butch Anderson/Ronnie Fulmer	14
1968	Billy Cash	14
1967	Frank Partyka	17
1966	Dan Scarpa	13
1965	Dan Scarpa	16
1964	Jack McCathern	20
1963	Dick Moseley	11
1962	Charley Williams	19

Bold indicates SEC leader

Stolen Bases

Year	Player	No.
2021	Brady Allen	12
2020	Noah Campbell	8
2019	TJ Hopkins	18
2018	TJ Hopkins	14
2017	TJ Hopkins	7
2016	Dom Thompson-Williams	18
2015	Gene Cone/Elliott Caldwell	13
2014	Tanner English	21
2013	Max Schrock	14
2012	Evan Marzilli	13
2011	Adrian Morales/Scott Wingo	7
2010	Whit Merrifield	12
2009	Whit Merrifield	15
2008	Whit Merrifield	11
2007	Travis Jones	13
2006	Michael Campbell/Cheyne Hurst	5
2005	Steven Tolleson	20
2004	Davy Gregg	14
2003	Jon Coutlangus	14
2002	Drew Meyer	39
2001	Drew Meyer	20
2000	Nate Janowicz	23
1999	Brian Roberts	67
1998	Mike Curry	60
1997	Mike Curry	42
1996	Etienne Hightower	34
1995	Mike Dezenzo	15
1994	Mark Gugino	30
1993	Mark Gugino	41
1992	D.T. Cromer/Mac White	14
1991	George Rush	18
1990	Mike McGee/Brian Williams	11
1989	Brian Williams	18
1988	Hardin Brown	22
1987	Dave Smyth/Mike Songini	18
1986	Jeff Morris/Riley Polk	16
1985	Rob Rinehart	14
1984	Kent Anderson	13
1983	Kent Anderson	16
1982	Robby Vollmer	23
1981	Joe McCarthy	51
1980	Joe McCarthy	36
1979	Etienne Farquharson	36
1978	Tom Williams	17
1977	Mark Van Bever	46
1976	Mark Van Bever	56
1975	Jim Pankovits	23
1974	John Gambrell	33
1973	Hank Small	25
1972	John Gambrell	21
1971	John Gambrell	12
1970	Bill Petoskey	16
1969	Wallie Jones/Gary Lance	7
1968	Toy McCord	6
1967	Wallie Jones	8
1966	Mike Fair	11
1965	Ronnie Lamb	4
1964	Jack McCathern	5
1963	Hoke Greiner	4
1962	Bobby Robinson	8

Bold indicates SEC leader

Bases on Balls

Year	Pitcher	No.	IP
2021	Brannon Jordan	48	72.2
2020	Brannon Jordan	9	21.0
2019	Dylan Harley	30	41.1
2018	Adam Hill	55	83.0
2017	Adam Hill	39	77.0
2016	Braden Webb	48	102.0
2015	Cody Mincey	22	28.0
2014	Jordan Montgomery	29	100.0
2013	Jordan Montgomery	18	79.0
2012	Michael Roth	41	137.0
2011	Michael Roth	41	145.0
2010	Blake Cooper	39	137.0
2009	Nolan Belcher	41	82.2
2008	Will Atwood	34	82.1
2007	Harris Honeycutt	45	96.0
2006	Wynn Pelzer	42	80.1
2005	Zac McCamie	37	115.2
2004	Matt Campbell	38	124.0
2003	Matt Campbell	47	82.2
2002	Gary Bell	46	110.0
2001	Kip Bouknight	53	124.0
2000	Peter Bauer	36	124.1
1999	Kip Bouknight	49	119.0
1998	Kip Bouknight	46	95.0
1997	Jason Pomar	47	71.1
1996	Brent Moore	50	64.2
1995	J.J. Pearsall	55	104.0
1994	Jason Haynie	56	92.0
1993	Jason Haynie	46	77.1
1992	Jared Baker	64	106.1
1991	Jared Baker	66	122.2
1990	Brian Williams	55	107.0
1989	Brian Williams	46	73.1
1988	Joe Cardwell	49	88.0
1987	Roger Brainard	27	49.2
1986	Dave Menhart	37	70.2
1985	Mike Cook	60	141.0
1984	Mike Cook	47	91.0
1983	Gary Parmenter	36	87.1
1982	Dennis Lubert	29	94.2
1981	Bret Baynham	37	98.2
1980	Bill Landrum	30	96.0
1979	Bret Baynham	29	86.0
1978	Aaron Scott	28	90.1
1977	Jim Lewis	44	149.0
1976	Tim Lewis	49	108.0
1975	Tim Lewis	37	94.0
1974	Tim Lewis	36	74.2
1973	Alan Hilliard	37	76.2
1972	George Beam	33	54.2
1971	George Beam	37	49.0
1970	Jimbo Smith	26	22.1
1969	Jimbo Smith	24	75.1
1968	Jimbo Smith	25	51.0
1967	Bobby Bryant	48	87.0
1966	Bobby Bryant	46	76.0
1965	Bobby Bryant	45	58.2
1964	John Coleman	45	66.1
1963	John Coleman	34	70.2
1962	John Coleman	45	66.0

Fewest Walks per 9 inn.

Year	Pitcher	IP	BB	Avg.
2021	Brett Kerry	54.1	10	1.70
2020	Carmen Mlodzinski	25.1	8	2.80
2019	Reid Morgan	87.2	17	1.70
2018	Cody Morris	83.1	31	3.34
2017	Cody Morris	39.1	8	1.83
2016	Tyler Johnson	52.0	8	1.38
2015	Jack Wynkoop	104.2	14	1.20
2014	Jack Wynkoop	88.0	10	1.02
2013	Nolan Belcher	117.0	16	1.23
2012	Jordan Montgomery	74.2	10	1.21
2011	Colby Holmes	85.1	21	2.22
2010	Sam Dyson	103.0	24	2.09
2009	Blake Cooper	86.0	29	3.03
2008	Mike Cisco	71.0	14	1.77
2007	Mike Cisco	86.2	18	1.87
2006	Will Atwood	49.1	10	1.82
2005	Aaron Rawl	115.1	23	1.79
2004	Aaron Rawl	122.0	17	1.25
2003	D. Marchbanks	135.1	25	1.67
2002	D. Marchbanks	99.1	26	2.36
2001	D. Marchbanks	57.0	15	2.37
2000	Scott Barber	106.1	20	1.69
1999	Randy Hadden	99.2	26	2.35
1998	Peter Bauer	67.2	22	2.93
1997	Brett Jodie	107.1	32	2.68
1996	Patrick Sexton	50.0	12	2.16
1995	Craig Ross	42.1	6	1.28
1994	Craig Ross	62.2	12	1.73
1993	Rich Pratt	114.1	24	1.88
1992	Rich Pratt	85.2	25	2.63
1991	Sean Hardwick	81.1	34	3.91
1990	Charlie Young	81.1	14	1.53
1989	Brian Rountree	88.2	33	3.35
1988	Brian Williams	42.1	13	2.76
1987	Lee Whatley	42.2	12	2.53
1986	Steve Boley	56.2	11	1.75
1985	Steve Boley	61.1	11	1.61
1984	Steve Boley	47.2	9	1.70
1983	Mark Calvert	65.2	23	3.15
1982	Don Gordon	102.0	19	1.68
1981	Don Gordon	110.2	16	1.30
1980	Bill Landrum	96.0	30	2.81
1979	Aaron Scott	105.0	26	2.22
1978	Bill Landrum	81.0	15	1.67
1977	Randy Martz	131.2	36	2.46
1976	Ed Lynch	68.2	22	2.90
1975	Earl Bass	148.0	34	2.06
1974	Allen Johnson	73.2	12	1.47
1973	Greg Ward	74.0	9	1.09
1972	Greg Ward	43.1	6	1.25
1971	Alan Hilliard	46.2	14	2.70
1970	Alan Hilliard	45.0	21	3.50
1969	Jimbo Smith	75.1	24	2.87
1968	Joe Land	49.2	21	3.81
1967	Billy Reitmeier	76.0	29	3.43
1966	Lov. McMichael	58.0	13	2.02
1965	Lov. McMichael	72.2	14	1.73
1964	Lov. McMichael	78.2	9	1.03
1963	John Jones	46.0	13	2.54
1962	George Epps	42.0	19	4.0

(Minimum - 40 IP)

Wins

Year	Pitcher	W-L
2021	Will Sanders	6-3
2020	Thomas Farr	3-0
2019	Brett Kerry/Reid Morgan	4-11/4-6
2018	Cody Morris	9-3
2017	Josh Reagan/Wil Crowe	6-2/6-5
2016	Braden Webb	10-6
2015	Jack Wynkoop	8-5
2014	Wil Crowe/Jordan Montgomery	8-3/8-6
2013	N. Belcher/A. Westmoreland/J. Wynkoop	7-5/7-4/7-3
2012	Michael Roth	9-1
2011	Michael Roth	14-3
2010	Blake Cooper	13-2
2009	Blake Cooper/Sam Dyson	9-4/9-4
2008	Sam Dyson	8-0
2007	Harris Honeycutt	8-5
2006	Harris Honeycutt/Mike Cisco	7-0/7-5
2005	Zac McCamie/Aaron Rawl	9-4/9-6
2004	Aaron Rawl	13-4
2003	David Marchbanks	15-3
2002	Gary Bell	10-3
2001	Kip Bouknight/Gary Bell	10-4/10-5
2000	Kip Bouknight	17-1
1999	Kip Bouknight/Randy Hadden	7-4/7-4
1998	Kip Bouknight	11-3
1997	Brett Jodie	8-4
1996	Jason Haynie	7-6
1995	J.J. Pearsall	8-4
1994	Scott Pace	9-4
1993	Rich Pratt	11-3
1992	Matt Threehouse	11-4
1991	Jared Baker	11-4
1990	Brian Williams	8-4
1989	Brian Rountree/Matt Threehouse	6-7/6-0
1988	Joe Cardwell	10-3
1987	Rodney Richey	10-2
1986	B. Currie/D. Menhart/R. Richey	7-2/7-0/7-2
1985	Mike Cook	16-2
1984	Larry Price	9-3
1983	Gary Parmenter	10-1
1982	Joe Kucharski	11-3
1981	Dennis Lubert	12-2
1980	Bill Landrum	10-2
1979	Bret Baynham/Aaron Scott	6-1/6-5
1978	Bill Landrum	8-2
1977	Randy Martz	14-0
1976	Tim Lewis	10-3
1975	Earl Bass	17-1
1974	Earl Bass	12-1
1973	Alan Hilliard	8-1
1972	George Beam	6-2
1971	Larry Erbaugh	6-3
1970	Eddie Bolton	6-3
1969	Eddie Bolton/Jimbo Smith	3-5/3-4
1968	Jimbo Smith	6-6
1967	Bobby Bryant/Ronnie Evans	6-2/6-0
1966	Bobby Bryant	6-2
1965	Loveard McMichael	6-2
1964	Loveard McMichael	7-3
1963	John Coleman	3-5
1962	John Coleman	4-4

Bold indicates SEC leader

Saves

Year	Pitcher	No.
2021	Brett Kerry/Julian Bosnic	4
2020	TJ Shook	2
2019	Brett Kerry	7
2018	Sawyer Bridges	5
2017	Tyler Johnson	10
2016	Josh Reagan	11
2015	Taylor Widener	9
2014	Joel Seddon	14
2013	Tyler Webb	17
2012	Matt Price	13
2011	Matt Price	20
2010	Matt Price	10
2009	Alex Farotto	7
2008	Brandon Todd	5
2007	Jeff Jeffords	6
2006	Wynn Pelzer	5
2005	Brent Marsh	11
2004	Chad Blackwell	20
2003	Aaron Rawl	6
2002	Blake Taylor	21
2001	Lee Gronkiewicz	19
2000	Scott Barber	15
1999	Jason Pomar	8
1998	Jason Pomar	9
1997	Tyler Speer	2
1996	Chad Hoshour	2
	Jason Pomar	2
1995	Craig Ross	5
1994	Craig Ross	9
1993	Rob Mosser	11
1992	Rob Mosser	11
1991	Rob Mosser	8
1990	Brian Beatson	12
1989	Brian Beatson	4
1988	Brian Beatson	12
1987	Lee Whatley	7
1986	Clint Sawyer	4
1985	Clint Sawyer	5
1984	Glenn Jenkins	6
1983	Mike Werner	5
1982	Jeb Babel	3
1981	Bobby Kish	7
1980	Bobby Kish	8
1979	Jeff Twitty	10
1978	Mark Kish	3
1977	Jim Lewis	2
	Scott Thomas	2
1976	Ed Lynch	1
1975	Mike Cromer	3
1974	Allen Johnson	8
1973	George Beam	2
	Allen Johnson	2
1972	Alan Hilliard	2
	Phil Houston	2

Bold indicates SEC leader

Batting and Fielding By Years

Year	G	AB	R	H	2B	3B	HR	RBI	SB	AVG	PO	A	E	DP	AVG
2021	57	1895	319	467	96	5	80	299	32	.246	1521	419	47	34	.976
2020	16	526	111	143	21	5	21	103	27	.272	432	147	18	11	.970
2019	56	1826	308	431	95	14	75	284	52	.236	1466	505	56	35	.972
2018	63	2170	390	597	111	12	79	357	48	.275	1660	591	45	55	.980
2017	60	2019	305	524	95	8	58	280	36	.260	1620	547	57	51	.974
2016	64	2195	402	638	116	8	45	370	69	.291	1722	523	50	42	.978
2015	57	1882	315	484	63	15	43	291	63	.257	1522	590	61	35	.972
2014	62	2098	330	589	90	5	31	300	47	.281	1668	621	59	47	.975
2013	63	2113	377	601	103	13	52	342	62	.284	1683	578	69	39	.970
2012	69	2286	351	605	115	19	42	320	44	.265	1881	680	53	51	.980
2011	69	2320	419	681	136	18	46	380	41	.294	1859	747	69	81	.974
2010	70	2444	499	734	132	14	97	463	53	.300	1901	726	66	62	.975
2009	63	2216	479	687	133	11	109	452	45	.310	1671	619	61	30	.974
2008	63	2190	443	655	103	7	110	419	33	.299	1696	671	56	49	.977
2007	66	2346	520	705	126	11	113+	487	51	.301	1792	608	65	52	.974
2006	66	2332	487	711	120	15	92	456	24	.305	1771	628	54	61	.978
2005	64	2191	404	609	125	13	73	376	58	.278	1693	575	67	53	.971
2004	70	2426	492	723	143	10	106	454	58	.298	1881	669	71	49	.973
2003	67	2302	437	705	135	13	68	398	63	.306	1761	717	70	52	.973
2002	75	2757	584	868	178	18	122	526	82	.315	2028	745	71	65	.975+
2001	69	2352	484	673	131	8	110	445	82	.286	1838	693	79	41	.970
2000	66	2320	537	694	140	21	105	487	76	.299	1778	717	91	60	.965
1999	58	1960	404	588	126	10	58	360	143	.300	1546	613	77	45	.966
1998	62	2183	520	680	130	17	122	473	109	.311	1660	615	72	52	.969
1997	57	2124	605	725	125	18	94	535	103	.341	1503	636	91	56	.959
1996	53	1879	372	533	113	4	54	329	89	.284	1404	638	124	53	.943
1995	57	1930	338	504	117	7	42	297	55	.261	1499	608	98	47	.956
1994	58	2021	379	550	80	14	36	325	102	.272	1586	670	97	58	.959
1993	60	2021	433	607	107	13	51	388	141	.300	1557	601	100	42	.956
1992	64	2213	531	700	148	18	83	485	78	.316	1637	599	107	48	.954
1991	62	2097	432	604	107	12	57	381	94	.288	1578	640	98	48	.958
1990	58	1935	339	556	88	9	42	299	60	.287	1495	585	99	46	.955
1989	57	1966	413	606	98	10	51	358	88	.308	1416	542	83	41	.960
1988	64	2222	439	678	112	9	66	379	102	.305	1638	592	109	49	.953
1987	53	1845	451	584	114	11	82	396	91	.317	1365	537	103	37	.949
1986	66	2273	518	666	129	14	127+	472	51	.293	1701	700	108	65	.957
1985	69	2428	629	773	149	10	144*	570	41	.318	1768	775	103	68	.961
1984	59	2058	386	607	112	8	53	344	72	.295	1560	706	93	59	.961
1983	48	1679	363	512	93	4	57	317	78	.305	1262	536	66	38	.965
1982	58	1994	449	586	92	11	61	382	100	.294	1538	648	101	53	.955
1981	61	2150	532	679	133	8	83	470	137	.316	1642	736	124	45	.950
1980	50	1697	388	522	99	13	50	333	121	.308	1290	551	67	46	.965
1979	47	1575	286	407	64	5	44	242	116	.258	1282	637	63	37	.968
1978	45	1543	322	427	74	13	45	285	83	.277	1193	564	67	38	.963
1977	56	1913	365	541	78	13	65	308	108	.283	1487	610	84	44	.961
1976	52	1767	396	511	75	16	69	342	218	.289	1345	545	69	34	.965
1975	58	1949	389	579	84	18	57	334	142	.297	1509	579	54	39	.975
1974	56	1798	336	493	90	10	57	284	152	.274	1416	519	69	36	.966
1973	42	1380	197	348	45	6	20	151	100	.252	1092	444	59	23	.963
1972	41	1310	178	345	56	7	22	142	86	.263	1059	468	78	25	.951
1971	32	1060	158	256	45	3	26	133	66	.242	840	375	55	27	.957
1970	34	1087	117	250	31	5	12	95	59	.230	857	333	72	26	.943
1969	34	1088	111	259	37	8	14	85	29	.238	843	337	63	23	.948
1968	25	779	93	192	35	2	5	76	33	.246	624	252	30	22	.967
1967	29	1023	150	286	43	10	9	129	27	.280	793	361	46	28	.962
1966	23	758	124	189	23	5	10	95	25	.249	618	280	51	21	.946
1965	28	891	107	203	38	4	5	87	26	.228	713	319	50	23	.955
1964	27	882	126	216	26	7	6	103	28	.245	685	335	61	20	.944
1963	21	713	86	169	19	6	3	68	12	.237	—	—	—	—	—
1962	20	664	105	172	24	7	4	77	21	.259	—	—	—	—	—

+ — *Led nation.* * — *Second in nation*

Pitching By Years

Year	G	IP	H	R	ER	SO	BB	W	L	PCT	ERA
2021	57	507.0	422	245	214	624	217	34	23	.596	3.80
2020	16	144.0	92	49	45	184	68	12	4	.750	2.81
2019	56	488.2	511	342	299	488	205	28	28	.500	5.51
2018	63	553.1	494	296	271	542	274	37	26	.587	4.41
2017	60	540.0	470	257	223	563	219	35	25	.583	3.72
2016	64	574.0	484	242	210	619	213	46	18	.719	3.29
2015	57	507.1	517	278	237	456	206	32	25	.561	4.20
2014	62	556.0	468	183	150	473	156	44	18	.710	2.43
2013	63	561.0	540	234	188	485	147	43	20	.682	3.02
2012	69	627.0	503	227	207	564	209	49	20	.710	2.97
2011	69	619.2	511	212	169	536	228	55	14	.797	2.45
2010	70	633.2	527	285	243	625	220	54	16	.771	3.45
2009	63	557.0	553	349	314	500	268	40	23	.635	5.07
2008	63	565.1	562	309	274	499	212	40	23	.635	4.36
2007	66	597.1	553	304	261	606	250	46	20	.697	3.93
2006	66	590.1	583	343	302	534	241	41	25	.621	4.60
2005	64	564.1	543	274	237	491	189	41	23	.641	3.78
2004	70	627.0	571	270	237	660	150	53	17	.757	3.40
2003	67	587.0	575	268	233	478	194	45	22	.672	3.57
2002	75	676.0	686	371	320	587	296	57	18	.760	4.26
2001	69	612.2	555	273	234	545	285	49	20	.710	3.44
2000	66	592.2	538	276	231	530	220	56	10	.848	3.51
1999	58	515.1	545	313	268	501	213	35	23	.603	4.68
1998	62	553.1	582	360	307	509	237	44	18	.710	4.99
1997	57	501.0	610	425	345	406	255	33	24	.579	6.20
1996	53	468.0	579	402	308	335	249	25	28	.472	5.92
1995	57	499.2	502	335	270	476	246	32	25	.561	4.86
1994	58	528.2	516	302	249	420	275	35	23	.603	4.24
1993	60	519.0	477	270	201	500	222	39	20	.658*	3.49
1992	64	545.2	575	323	252	549	260	42	22	.656	4.16
1991	62	526.0	515	317	256	479	260	40	22	.645	4.38
1990	58	498.2	481	295	239	418	227	33	25	.569	4.31
1989	57	487.0	460	296	243	412	275	34	23	.596	4.49
1988	64	546.0	530	334	262	475	235	43	21	.672	4.32
1987	53	455.0	464	294	231	392	196	39	14	.736	4.57
1986	66	567.0	557	325	265	388	227	43	23	.652	4.21
1985	69	589.1	634	371	282	471	280	47	22	.681	4.31
1984	59	520.0	525	281	227	332	233	41	18	.695	3.93
1983	48	420.2	353	205	164	302	188	35	13	.729	3.51
1982	58	512.2	482	244	187	407	187	45	13	.776	3.28
1981	61	547.1	575	298	218	383	198	46	15	.754	3.58
1980	50	430.0	374	170	130	307	170	39	11	.780	2.72
1979	47	427.1	403	167	140	288	137	31	16	.660	2.95
1978	45	397.2	377	176	144	285	150	31	14	.689	3.26
1977	56	495.2	403	183	144	420	200	43	12	.777*	2.61
1976	52	448.1	401	226	117	389	209	38	14	.731	3.55
1975	58	503.0	337	139	112	465	176	51	6	.888*	2.00
1974	56	472.0	333	120	84	473+	153	48	8	.857	1.60
1973	42	364.0	278	139	105	327	135	26	15	.631*	2.60
1972	41	353.0	267	125	79	314	112	25	16	.610	2.01
1971	32	280.0	239	120	89	234	129	19	13	.597	2.86
1970	34	285.2	254	157	105	215	139	14	20	.412	3.31
1969	34	281.0	260	148	100	207	136	12	21	.368*	3.20
1968	25	208.0	173	95	79	175	104	14	11	.570	3.42
1967	29	265.1	197	97	76	244	125	21	8	.724	2.58
1966	23	206.0	151	79	48	148	91	15	8	.652	2.09
1965	28	237.1	227	114	82	153	101	16	12	.571	3.10
1964	27	228.1	219	99	70	108	51	15	12	.556	2.76
1963	21	180.0	192	136	73	109	76	7	14	.333	3.65
1962	20	168.2	189	141	106	92	105	9	11	.450	5.67

* — One tie game. + — Led nation.

<p>At Bats</p> <table border="0"> <tr><td>135</td><td>Nate Janowicz</td><td>2000</td></tr> <tr><td>133</td><td>Etienne Hightower</td><td>1996</td></tr> <tr><td>129</td><td>Whit Merrifield</td><td>2009</td></tr> <tr><td>129</td><td>Steve Thomas</td><td>2002</td></tr> <tr><td>128</td><td>James Darnell</td><td>2008</td></tr> <tr><td>127</td><td>Brady Allen</td><td>2021</td></tr> <tr><td>127</td><td>Andrew Crisp</td><td>2009</td></tr> <tr><td>127</td><td>Drew Meyer</td><td>2002</td></tr> <tr><td>126</td><td>Adam Everett</td><td>1997</td></tr> <tr><td>126</td><td>Mike Curry</td><td>1996</td></tr> </table> <p>Runs Scored</p> <table border="0"> <tr><td>40</td><td>Derick Urquhart</td><td>1997</td></tr> <tr><td>39</td><td>Mike Curry</td><td>1998</td></tr> <tr><td>38</td><td>Travis Jones</td><td>2007</td></tr> <tr><td>38</td><td>Brian Roberts</td><td>1999</td></tr> <tr><td>37</td><td>Derick Urquhart</td><td>1998</td></tr> <tr><td>35</td><td>Adam Everett</td><td>1997</td></tr> <tr><td>34</td><td>Reese Havens</td><td>2008</td></tr> <tr><td>34</td><td>Brandon Pack</td><td>2000</td></tr> <tr><td>34</td><td>Ryan Bordenick</td><td>1997</td></tr> <tr><td>34</td><td>Mike Curry</td><td>1997</td></tr> </table> <p>Hits</p> <table border="0"> <tr><td>47</td><td>Michael Campbell</td><td>2006</td></tr> <tr><td>47</td><td>Nate Janowicz</td><td>2000</td></tr> <tr><td>47</td><td>Adam Everett</td><td>1998</td></tr> <tr><td>47</td><td>Mike Curry</td><td>1996</td></tr> <tr><td>46</td><td>Justin Smoak</td><td>2008</td></tr> <tr><td>46</td><td>Justin Harris</td><td>2003</td></tr> <tr><td>46</td><td>Brian Buscher</td><td>2002</td></tr> <tr><td>46</td><td>Drew Meyer</td><td>2002</td></tr> <tr><td>45</td><td>Derick Urquhart</td><td>1997</td></tr> <tr><td>44</td><td>James Darnell</td><td>2007</td></tr> <tr><td>44</td><td>Joe Biernat</td><td>1993</td></tr> </table> <p>Doubles</p> <table border="0"> <tr><td>16</td><td>Mike Curry</td><td>1996</td></tr> <tr><td>14</td><td>Garris Gonce</td><td>2001</td></tr> <tr><td>13</td><td>Steve Thomas</td><td>2002</td></tr> <tr><td>13</td><td>Brian Roberts</td><td>1999</td></tr> <tr><td>12</td><td>Andrew Crisp</td><td>2009</td></tr> <tr><td>12</td><td>Bryan Triplett</td><td>2004</td></tr> <tr><td>11</td><td>Drew Meyer</td><td>2002</td></tr> <tr><td>11</td><td>Adam Everett</td><td>1998</td></tr> <tr><td>11</td><td>Etienne Hightower</td><td>1996</td></tr> <tr><td>10</td><td>Jacob Olson</td><td>2018</td></tr> <tr><td>10</td><td>Whit Merrifield</td><td>2009</td></tr> <tr><td>10</td><td>Justin Smoak</td><td>2008</td></tr> <tr><td>10</td><td>Trent Kline</td><td>2007</td></tr> <tr><td>10</td><td>Landon Powell</td><td>2003</td></tr> <tr><td>10</td><td>Nate Janowicz</td><td>2000</td></tr> <tr><td>10</td><td>Adam Poe</td><td>1999</td></tr> <tr><td>10</td><td>Adam Everett</td><td>1998</td></tr> <tr><td>10</td><td>Adam Poe</td><td>1998</td></tr> <tr><td>10</td><td>Derick Urquhart</td><td>1997</td></tr> <tr><td>10</td><td>Eric Stanton</td><td>1996</td></tr> </table> <p>Triples</p> <table border="0"> <tr><td>4</td><td>Elliott Caldwell</td><td>2015</td></tr> <tr><td>4</td><td>Brian Buscher</td><td>2002</td></tr> <tr><td>3</td><td>Brady Allen</td><td>2019</td></tr> <tr><td>3</td><td>Tanner English</td><td>2013</td></tr> <tr><td>3</td><td>Michael Campbell</td><td>2006</td></tr> <tr><td>3</td><td>Nate Janowicz</td><td>2000</td></tr> <tr><td>3</td><td>Derick Urquhart</td><td>1998</td></tr> <tr><td>3</td><td>Adam Everett</td><td>1997</td></tr> <tr><td>2</td><td>Dom Thompson-Williams</td><td>2016</td></tr> <tr><td>2</td><td>Kyle Martin</td><td>2015</td></tr> <tr><td>2</td><td>Max Schrock</td><td>2015</td></tr> <tr><td>2</td><td>Grayson Greiner</td><td>2013</td></tr> <tr><td>2</td><td>Chase Vergason</td><td>2013</td></tr> <tr><td>2</td><td>Tanner English</td><td>2012</td></tr> <tr><td>2</td><td>Adam Matthews</td><td>2011</td></tr> <tr><td>2</td><td>Brady Thomas</td><td>2011</td></tr> <tr><td>2</td><td>Christian Walker</td><td>2010</td></tr> <tr><td>2</td><td>DeAngelo Mack</td><td>2009</td></tr> <tr><td>2</td><td>Trent Kline</td><td>2006</td></tr> <tr><td>2</td><td>Michael Campbell</td><td>2005</td></tr> </table>	135	Nate Janowicz	2000	133	Etienne Hightower	1996	129	Whit Merrifield	2009	129	Steve Thomas	2002	128	James Darnell	2008	127	Brady Allen	2021	127	Andrew Crisp	2009	127	Drew Meyer	2002	126	Adam Everett	1997	126	Mike Curry	1996	40	Derick Urquhart	1997	39	Mike Curry	1998	38	Travis Jones	2007	38	Brian Roberts	1999	37	Derick Urquhart	1998	35	Adam Everett	1997	34	Reese Havens	2008	34	Brandon Pack	2000	34	Ryan Bordenick	1997	34	Mike Curry	1997	47	Michael Campbell	2006	47	Nate Janowicz	2000	47	Adam Everett	1998	47	Mike Curry	1996	46	Justin Smoak	2008	46	Justin Harris	2003	46	Brian Buscher	2002	46	Drew Meyer	2002	45	Derick Urquhart	1997	44	James Darnell	2007	44	Joe Biernat	1993	16	Mike Curry	1996	14	Garris Gonce	2001	13	Steve Thomas	2002	13	Brian Roberts	1999	12	Andrew Crisp	2009	12	Bryan Triplett	2004	11	Drew Meyer	2002	11	Adam Everett	1998	11	Etienne Hightower	1996	10	Jacob Olson	2018	10	Whit Merrifield	2009	10	Justin Smoak	2008	10	Trent Kline	2007	10	Landon Powell	2003	10	Nate Janowicz	2000	10	Adam Poe	1999	10	Adam Everett	1998	10	Adam Poe	1998	10	Derick Urquhart	1997	10	Eric Stanton	1996	4	Elliott Caldwell	2015	4	Brian Buscher	2002	3	Brady Allen	2019	3	Tanner English	2013	3	Michael Campbell	2006	3	Nate Janowicz	2000	3	Derick Urquhart	1998	3	Adam Everett	1997	2	Dom Thompson-Williams	2016	2	Kyle Martin	2015	2	Max Schrock	2015	2	Grayson Greiner	2013	2	Chase Vergason	2013	2	Tanner English	2012	2	Adam Matthews	2011	2	Brady Thomas	2011	2	Christian Walker	2010	2	DeAngelo Mack	2009	2	Trent Kline	2006	2	Michael Campbell	2005	<p>Triples continued...</p> <table border="0"> <tr><td>2</td><td>Drew Meyer</td><td>2002</td></tr> <tr><td>2</td><td>Garris Gonce</td><td>2001</td></tr> <tr><td>2</td><td>Nate Janowicz</td><td>1999</td></tr> <tr><td>2</td><td>Mac White</td><td>1994</td></tr> <tr><td>2</td><td>D.T. Cromer</td><td>1992</td></tr> </table> <p>Home Runs</p> <table border="0"> <tr><td>14</td><td>Travis Jones</td><td>2007</td></tr> <tr><td>14</td><td>Landon Powell</td><td>2004</td></tr> <tr><td>12</td><td>Nick Ebert</td><td>2009</td></tr> <tr><td>12</td><td>Justin Smoak</td><td>2006</td></tr> <tr><td>12</td><td>Yaron Peters</td><td>2002</td></tr> <tr><td>11</td><td>Kyle Martin</td><td>2015</td></tr> <tr><td>11</td><td>James Darnell</td><td>2008</td></tr> <tr><td>11</td><td>Brendan Winn</td><td>2004</td></tr> <tr><td>11</td><td>Rob Streicher</td><td>1997</td></tr> <tr><td>10</td><td>Carlos Cortes</td><td>2018</td></tr> <tr><td>10</td><td>James Darnell</td><td>2007</td></tr> <tr><td>10</td><td>Steve Pearce</td><td>2005</td></tr> <tr><td>10</td><td>Tim Whittaker</td><td>2001</td></tr> <tr><td>10</td><td>Brian Hucks</td><td>1996</td></tr> </table> <p>Runs Batted In</p> <table border="0"> <tr><td>43</td><td>Brandon Pack</td><td>2000</td></tr> <tr><td>41</td><td>Landon Powell</td><td>2004</td></tr> <tr><td>41</td><td>Derick Urquhart</td><td>1998</td></tr> <tr><td>40</td><td>James Darnell</td><td>2008</td></tr> <tr><td>40</td><td>Travis Jones</td><td>2007</td></tr> <tr><td>39</td><td>Yaron Peters</td><td>2002</td></tr> <tr><td>38</td><td>Nick Ebert</td><td>2009</td></tr> <tr><td>38</td><td>Ryan Bordenick</td><td>1997</td></tr> <tr><td>36</td><td>James Darnell</td><td>2007</td></tr> <tr><td>34</td><td>Kyle Martin</td><td>2015</td></tr> <tr><td>34</td><td>Brendan Winn</td><td>2004</td></tr> </table> <p>Total Bases</p> <table border="0"> <tr><td>91</td><td>Landon Powell</td><td>2004</td></tr> <tr><td>90</td><td>Travis Jones</td><td>2007</td></tr> <tr><td>85</td><td>Kyle Martin</td><td>2015</td></tr> <tr><td>85</td><td>Yaron Peters</td><td>2002</td></tr> <tr><td>83</td><td>Brian Buscher</td><td>2002</td></tr> <tr><td>82</td><td>James Darnell</td><td>2007</td></tr> <tr><td>82</td><td>Derick Urquhart</td><td>1998</td></tr> <tr><td>81</td><td>Brian Roberts</td><td>1999</td></tr> <tr><td>79</td><td>Brendan Winn</td><td>2004</td></tr> <tr><td>78</td><td>Nick Ebert</td><td>2009</td></tr> </table> <p>Bases on Balls</p> <table border="0"> <tr><td>31</td><td>Reese Havens</td><td>2008</td></tr> <tr><td>28</td><td>Christian Walker</td><td>2012</td></tr> <tr><td>27</td><td>Gene Cone</td><td>2016</td></tr> <tr><td>26</td><td>Nick Ebert</td><td>2009</td></tr> <tr><td>25</td><td>DC Arendas</td><td>2015</td></tr> <tr><td>25</td><td>Justin Smoak</td><td>2008</td></tr> <tr><td>25</td><td>Brian Roberts</td><td>1999</td></tr> <tr><td>24</td><td>Kyle Martin</td><td>2015</td></tr> <tr><td>24</td><td>Brandon Pack</td><td>2000</td></tr> <tr><td>24</td><td>Stacy Stokes</td><td>1994</td></tr> </table>	2	Drew Meyer	2002	2	Garris Gonce	2001	2	Nate Janowicz	1999	2	Mac White	1994	2	D.T. Cromer	1992	14	Travis Jones	2007	14	Landon Powell	2004	12	Nick Ebert	2009	12	Justin Smoak	2006	12	Yaron Peters	2002	11	Kyle Martin	2015	11	James Darnell	2008	11	Brendan Winn	2004	11	Rob Streicher	1997	10	Carlos Cortes	2018	10	James Darnell	2007	10	Steve Pearce	2005	10	Tim Whittaker	2001	10	Brian Hucks	1996	43	Brandon Pack	2000	41	Landon Powell	2004	41	Derick Urquhart	1998	40	James Darnell	2008	40	Travis Jones	2007	39	Yaron Peters	2002	38	Nick Ebert	2009	38	Ryan Bordenick	1997	36	James Darnell	2007	34	Kyle Martin	2015	34	Brendan Winn	2004	91	Landon Powell	2004	90	Travis Jones	2007	85	Kyle Martin	2015	85	Yaron Peters	2002	83	Brian Buscher	2002	82	James Darnell	2007	82	Derick Urquhart	1998	81	Brian Roberts	1999	79	Brendan Winn	2004	78	Nick Ebert	2009	31	Reese Havens	2008	28	Christian Walker	2012	27	Gene Cone	2016	26	Nick Ebert	2009	25	DC Arendas	2015	25	Justin Smoak	2008	25	Brian Roberts	1999	24	Kyle Martin	2015	24	Brandon Pack	2000	24	Stacy Stokes	1994	<p>Batting Average (Min. 100 AB)</p> <table border="0"> <tr><td>.478</td><td>Garris Gonce</td><td>2001</td></tr> <tr><td>.468</td><td>Joe Biernat</td><td>1993</td></tr> <tr><td>.409</td><td>Michael Campbell</td><td>2006 (47-115)</td></tr> <tr><td>.407</td><td>Justin Smoak</td><td>2008 (46-113)</td></tr> <tr><td>.406</td><td>Jerry Shepherd</td><td>1992</td></tr> <tr><td>.393</td><td>Kyle Martin</td><td>2015 (42-107)</td></tr> <tr><td>.391</td><td>Gene Cone</td><td>2016(43-for-110)</td></tr> <tr><td>.388</td><td>Dave Willman</td><td>1992</td></tr> <tr><td>.383</td><td>Andrew Crisp</td><td>2006 (36-94)</td></tr> <tr><td>.382</td><td>Scott Wingo</td><td>2011 (42-110)</td></tr> </table> <p>Stolen Bases</p> <table border="0"> <tr><td>28</td><td>Mike Curry</td><td>1998</td></tr> <tr><td>24</td><td>Brian Roberts</td><td>1998</td></tr> <tr><td>18</td><td>Mike Curry</td><td>1997</td></tr> <tr><td>14</td><td>Drew Meyer</td><td>2001</td></tr> <tr><td>14</td><td>Etienne Hightower</td><td>1996</td></tr> <tr><td>11</td><td>TJ Hopkins</td><td>2019</td></tr> <tr><td>10</td><td>Etienne Hightower</td><td>1997</td></tr> <tr><td>10</td><td>Mike Curry</td><td>1996</td></tr> <tr><td>10</td><td>Mark Gugino</td><td>1993</td></tr> <tr><td>9</td><td>Brady Allen</td><td>2021</td></tr> <tr><td>9</td><td>Kyle Martin</td><td>2015</td></tr> <tr><td>9</td><td>Steven Tolleson</td><td>2005</td></tr> </table> <p>Slugging Percentage</p> <table border="0"> <tr><td>.827</td><td>Landon Powell</td><td>2004</td></tr> <tr><td>.794</td><td>Kyle Martin</td><td>2015 (85-107)</td></tr> <tr><td>.781</td><td>Jerry Shepherd</td><td>1992</td></tr> <tr><td>.779</td><td>Garris Gonce</td><td>2001</td></tr> <tr><td>.756</td><td>Travis Jones</td><td>2007 (90-119)</td></tr> <tr><td>.739</td><td>Yaron Peters</td><td>2002</td></tr> <tr><td>.729</td><td>Nick Ebert</td><td>2009 (78-107)</td></tr> <tr><td>.695</td><td>Derick Urquhart</td><td>1998</td></tr> <tr><td>.688</td><td>Brandon Pack</td><td>2000</td></tr> <tr><td>.686</td><td>Brian Buscher</td><td>2002</td></tr> </table> <p>Game Appearances</p> <table border="0"> <tr><td>24</td><td>John Taylor</td><td>2011</td></tr> <tr><td>18</td><td>Blake Taylor</td><td>2002</td></tr> <tr><td>17</td><td>Eddy Demurias</td><td>2018</td></tr> <tr><td>17</td><td>Tyler Johnson</td><td>2016</td></tr> <tr><td>17</td><td>Tyler Webb</td><td>2012</td></tr> <tr><td>17</td><td>Matt Price</td><td>2011</td></tr> <tr><td>16</td><td>Josh Reagan</td><td>2017</td></tr> <tr><td>16</td><td>Cody Mincey</td><td>2014</td></tr> <tr><td>16</td><td>Joel Seddon</td><td>2014</td></tr> <tr><td>16</td><td>Tyler Webb</td><td>2013</td></tr> <tr><td>16</td><td>Adam Westmoreland</td><td>2013</td></tr> <tr><td>16</td><td>Matt Price</td><td>2012</td></tr> <tr><td>16</td><td>Matt Price</td><td>2010</td></tr> <tr><td>16</td><td>Patrick Sexton</td><td>1996</td></tr> <tr><td>16</td><td>Craig Ross</td><td>1994</td></tr> </table>	.478	Garris Gonce	2001	.468	Joe Biernat	1993	.409	Michael Campbell	2006 (47-115)	.407	Justin Smoak	2008 (46-113)	.406	Jerry Shepherd	1992	.393	Kyle Martin	2015 (42-107)	.391	Gene Cone	2016(43-for-110)	.388	Dave Willman	1992	.383	Andrew Crisp	2006 (36-94)	.382	Scott Wingo	2011 (42-110)	28	Mike Curry	1998	24	Brian Roberts	1998	18	Mike Curry	1997	14	Drew Meyer	2001	14	Etienne Hightower	1996	11	TJ Hopkins	2019	10	Etienne Hightower	1997	10	Mike Curry	1996	10	Mark Gugino	1993	9	Brady Allen	2021	9	Kyle Martin	2015	9	Steven Tolleson	2005	.827	Landon Powell	2004	.794	Kyle Martin	2015 (85-107)	.781	Jerry Shepherd	1992	.779	Garris Gonce	2001	.756	Travis Jones	2007 (90-119)	.739	Yaron Peters	2002	.729	Nick Ebert	2009 (78-107)	.695	Derick Urquhart	1998	.688	Brandon Pack	2000	.686	Brian Buscher	2002	24	John Taylor	2011	18	Blake Taylor	2002	17	Eddy Demurias	2018	17	Tyler Johnson	2016	17	Tyler Webb	2012	17	Matt Price	2011	16	Josh Reagan	2017	16	Cody Mincey	2014	16	Joel Seddon	2014	16	Tyler Webb	2013	16	Adam Westmoreland	2013	16	Matt Price	2012	16	Matt Price	2010	16	Patrick Sexton	1996	16	Craig Ross	1994	<p>Innings Pitched</p> <table border="0"> <tr><td>76.0</td><td>Kip Bouknight</td><td>1999</td></tr> <tr><td>74.0</td><td>Kip Bouknight</td><td>2000</td></tr> <tr><td>71.0</td><td>J.J. Pearsall</td><td>1995</td></tr> <tr><td>67.2</td><td>Clarke Schmidt</td><td>2016</td></tr> <tr><td>67.0</td><td>Zac McCamie</td><td>2005</td></tr> <tr><td>66.0</td><td>Harris Honeycutt</td><td>2007</td></tr> <tr><td>65.0</td><td>Aaron Rawl</td><td>2005</td></tr> <tr><td>64.0</td><td>Sam Dyson</td><td>2010</td></tr> <tr><td>64.0</td><td>Sam Dyson</td><td>2009</td></tr> <tr><td>63.2</td><td>Braden Webb</td><td>2016</td></tr> </table> <p>Games Won</p> <table border="0"> <tr><td>9</td><td>Kip Bouknight</td><td>2000</td><td>9-0</td></tr> <tr><td>8</td><td>David Marchbanks</td><td>2003</td><td>8-2</td></tr> <tr><td>7</td><td>Braden Webb</td><td>2016</td><td>7-3</td></tr> <tr><td>7</td><td>Blake Cooper</td><td>2010</td><td>7-1</td></tr> <tr><td>7</td><td>Peter Bauer</td><td>2000</td><td>7-2</td></tr> <tr><td>7</td><td>Kip Bouknight</td><td>1998</td><td>7-2</td></tr> <tr><td>6</td><td>Michael Roth</td><td>2011</td><td>6-3</td></tr> <tr><td>6</td><td>Sam Dyson</td><td>2009</td><td>6-4</td></tr> <tr><td>6</td><td>Aaron Rawl</td><td>2004</td><td>6-3</td></tr> <tr><td>6</td><td>Rich Pratt</td><td>1993</td><td>6-2</td></tr> </table> <p>Strikeouts</p> <table border="0"> <tr><td>88</td><td>Braden Webb</td><td>2016</td></tr> <tr><td>76</td><td>Clarke Schmidt</td><td>2016</td></tr> <tr><td>76</td><td>Kip Bouknight</td><td>2000</td></tr> <tr><td>74</td><td>Kip Bouknight</td><td>2000</td></tr> <tr><td>71</td><td>J.J. Pearsall</td><td>1995</td></tr> <tr><td>67</td><td>Zac McCamie</td><td>2005</td></tr> <tr><td>66</td><td>Harris Honeycutt</td><td>2007</td></tr> <tr><td>65</td><td>Brett Kerry</td><td>2021</td></tr> <tr><td>65</td><td>Aaron Rawl</td><td>2005</td></tr> <tr><td>64</td><td>Brannon Jordan</td><td>2021</td></tr> <tr><td>64</td><td>Sam Dyson</td><td>2010</td></tr> <tr><td>64</td><td>Sam Dyson</td><td>2009</td></tr> </table> <p>Saves</p> <table border="0"> <tr><td>12</td><td>Blake Taylor</td><td>2002</td></tr> <tr><td>9</td><td>Joel Seddon</td><td>2014</td></tr> <tr><td>9</td><td>Tyler Webb</td><td>2013</td></tr> <tr><td>9</td><td>Matt Price</td><td>2011</td></tr> <tr><td>8</td><td>Tyler Johnson</td><td>2016</td></tr> <tr><td>8</td><td>Matt Price</td><td>2012</td></tr> <tr><td>8</td><td>Scott Barber</td><td>2000</td></tr> <tr><td>7</td><td>Matt Price</td><td>2010</td></tr> <tr><td>6</td><td>Lee Gronkiewicz</td><td>2001</td></tr> <tr><td>5</td><td>Brent Marsh</td><td>2005</td></tr> <tr><td>5</td><td>Chad Blackwell</td><td>2004</td></tr> <tr><td>5</td><td>Jason Pomar</td><td>1999</td></tr> <tr><td>5</td><td>Rob Mosser</td><td>1993</td></tr> <tr><td>5</td><td>Rob Mosser</td><td>1992</td></tr> </table> <p>Earned Run Average (Min. 30.0 IP)</p> <table border="0"> <tr><td>1.39</td><td>Michael Roth</td><td>2011</td></tr> <tr><td>1.57</td><td>Clarke Schmidt</td><td>2017</td></tr> <tr><td>1.59</td><td>Matt Price</td><td>2011</td></tr> <tr><td>2.06</td><td>Brett Kerry</td><td>2021</td></tr> <tr><td>2.08</td><td>Adam Westmoreland</td><td>2013</td></tr> <tr><td>2.09</td><td>Blake Taylor</td><td>2002</td></tr> <tr><td>2.27</td><td>Arik Hempy</td><td>2007</td></tr> <tr><td>2.39</td><td>Nolan Belcher</td><td>2013</td></tr> <tr><td>2.66</td><td>Chris Hernandez</td><td>2003</td></tr> <tr><td>2.72</td><td>Jordan Montgomery</td><td>2013</td></tr> </table>	76.0	Kip Bouknight	1999	74.0	Kip Bouknight	2000	71.0	J.J. Pearsall	1995	67.2	Clarke Schmidt	2016	67.0	Zac McCamie	2005	66.0	Harris Honeycutt	2007	65.0	Aaron Rawl	2005	64.0	Sam Dyson	2010	64.0	Sam Dyson	2009	63.2	Braden Webb	2016	9	Kip Bouknight	2000	9-0	8	David Marchbanks	2003	8-2	7	Braden Webb	2016	7-3	7	Blake Cooper	2010	7-1	7	Peter Bauer	2000	7-2	7	Kip Bouknight	1998	7-2	6	Michael Roth	2011	6-3	6	Sam Dyson	2009	6-4	6	Aaron Rawl	2004	6-3	6	Rich Pratt	1993	6-2	88	Braden Webb	2016	76	Clarke Schmidt	2016	76	Kip Bouknight	2000	74	Kip Bouknight	2000	71	J.J. Pearsall	1995	67	Zac McCamie	2005	66	Harris Honeycutt	2007	65	Brett Kerry	2021	65	Aaron Rawl	2005	64	Brannon Jordan	2021	64	Sam Dyson	2010	64	Sam Dyson	2009	12	Blake Taylor	2002	9	Joel Seddon	2014	9	Tyler Webb	2013	9	Matt Price	2011	8	Tyler Johnson	2016	8	Matt Price	2012	8	Scott Barber	2000	7	Matt Price	2010	6	Lee Gronkiewicz	2001	5	Brent Marsh	2005	5	Chad Blackwell	2004	5	Jason Pomar	1999	5	Rob Mosser	1993	5	Rob Mosser	1992	1.39	Michael Roth	2011	1.57	Clarke Schmidt	2017	1.59	Matt Price	2011	2.06	Brett Kerry	2021	2.08	Adam Westmoreland	2013	2.09	Blake Taylor	2002	2.27	Arik Hempy	2007	2.39	Nolan Belcher	2013	2.66	Chris Hernandez	2003	2.72	Jordan Montgomery	2013
135	Nate Janowicz	2000																																																																																																																																																																																																																																																																																																																																																																																																																																																																																																																																																																																																																																																																																																											
133	Etienne Hightower	1996																																																																																																																																																																																																																																																																																																																																																																																																																																																																																																																																																																																																																																																																																																											
129	Whit Merrifield	2009																																																																																																																																																																																																																																																																																																																																																																																																																																																																																																																																																																																																																																																																																																											
129	Steve Thomas	2002																																																																																																																																																																																																																																																																																																																																																																																																																																																																																																																																																																																																																																																																																																											
128	James Darnell	2008																																																																																																																																																																																																																																																																																																																																																																																																																																																																																																																																																																																																																																																																																																											
127	Brady Allen	2021																																																																																																																																																																																																																																																																																																																																																																																																																																																																																																																																																																																																																																																																																																											
127	Andrew Crisp	2009																																																																																																																																																																																																																																																																																																																																																																																																																																																																																																																																																																																																																																																																																																											
127	Drew Meyer	2002																																																																																																																																																																																																																																																																																																																																																																																																																																																																																																																																																																																																																																																																																																											
126	Adam Everett	1997																																																																																																																																																																																																																																																																																																																																																																																																																																																																																																																																																																																																																																																																																																											
126	Mike Curry	1996																																																																																																																																																																																																																																																																																																																																																																																																																																																																																																																																																																																																																																																																																																											
40	Derick Urquhart	1997																																																																																																																																																																																																																																																																																																																																																																																																																																																																																																																																																																																																																																																																																																											
39	Mike Curry	1998																																																																																																																																																																																																																																																																																																																																																																																																																																																																																																																																																																																																																																																																																																											
38	Travis Jones	2007																																																																																																																																																																																																																																																																																																																																																																																																																																																																																																																																																																																																																																																																																																											
38	Brian Roberts	1999																																																																																																																																																																																																																																																																																																																																																																																																																																																																																																																																																																																																																																																																																																											
37	Derick Urquhart	1998																																																																																																																																																																																																																																																																																																																																																																																																																																																																																																																																																																																																																																																																																																											
35	Adam Everett	1997																																																																																																																																																																																																																																																																																																																																																																																																																																																																																																																																																																																																																																																																																																											
34	Reese Havens	2008																																																																																																																																																																																																																																																																																																																																																																																																																																																																																																																																																																																																																																																																																																											
34	Brandon Pack	2000																																																																																																																																																																																																																																																																																																																																																																																																																																																																																																																																																																																																																																																																																																											
34	Ryan Bordenick	1997																																																																																																																																																																																																																																																																																																																																																																																																																																																																																																																																																																																																																																																																																																											
34	Mike Curry	1997																																																																																																																																																																																																																																																																																																																																																																																																																																																																																																																																																																																																																																																																																																											
47	Michael Campbell	2006																																																																																																																																																																																																																																																																																																																																																																																																																																																																																																																																																																																																																																																																																																											
47	Nate Janowicz	2000																																																																																																																																																																																																																																																																																																																																																																																																																																																																																																																																																																																																																																																																																																											
47	Adam Everett	1998																																																																																																																																																																																																																																																																																																																																																																																																																																																																																																																																																																																																																																																																																																											
47	Mike Curry	1996																																																																																																																																																																																																																																																																																																																																																																																																																																																																																																																																																																																																																																																																																																											
46	Justin Smoak	2008																																																																																																																																																																																																																																																																																																																																																																																																																																																																																																																																																																																																																																																																																																											
46	Justin Harris	2003																																																																																																																																																																																																																																																																																																																																																																																																																																																																																																																																																																																																																																																																																																											
46	Brian Buscher	2002																																																																																																																																																																																																																																																																																																																																																																																																																																																																																																																																																																																																																																																																																																											
46	Drew Meyer	2002																																																																																																																																																																																																																																																																																																																																																																																																																																																																																																																																																																																																																																																																																																											
45	Derick Urquhart	1997																																																																																																																																																																																																																																																																																																																																																																																																																																																																																																																																																																																																																																																																																																											
44	James Darnell	2007																																																																																																																																																																																																																																																																																																																																																																																																																																																																																																																																																																																																																																																																																																											
44	Joe Biernat	1993																																																																																																																																																																																																																																																																																																																																																																																																																																																																																																																																																																																																																																																																																																											
16	Mike Curry	1996																																																																																																																																																																																																																																																																																																																																																																																																																																																																																																																																																																																																																																																																																																											
14	Garris Gonce	2001																																																																																																																																																																																																																																																																																																																																																																																																																																																																																																																																																																																																																																																																																																											
13	Steve Thomas	2002																																																																																																																																																																																																																																																																																																																																																																																																																																																																																																																																																																																																																																																																																																											
13	Brian Roberts	1999																																																																																																																																																																																																																																																																																																																																																																																																																																																																																																																																																																																																																																																																																																											
12	Andrew Crisp	2009																																																																																																																																																																																																																																																																																																																																																																																																																																																																																																																																																																																																																																																																																																											
12	Bryan Triplett	2004																																																																																																																																																																																																																																																																																																																																																																																																																																																																																																																																																																																																																																																																																																											
11	Drew Meyer	2002																																																																																																																																																																																																																																																																																																																																																																																																																																																																																																																																																																																																																																																																																																											
11	Adam Everett	1998																																																																																																																																																																																																																																																																																																																																																																																																																																																																																																																																																																																																																																																																																																											
11	Etienne Hightower	1996																																																																																																																																																																																																																																																																																																																																																																																																																																																																																																																																																																																																																																																																																																											
10	Jacob Olson	2018																																																																																																																																																																																																																																																																																																																																																																																																																																																																																																																																																																																																																																																																																																											
10	Whit Merrifield	2009																																																																																																																																																																																																																																																																																																																																																																																																																																																																																																																																																																																																																																																																																																											
10	Justin Smoak	2008																																																																																																																																																																																																																																																																																																																																																																																																																																																																																																																																																																																																																																																																																																											
10	Trent Kline	2007																																																																																																																																																																																																																																																																																																																																																																																																																																																																																																																																																																																																																																																																																																											
10	Landon Powell	2003																																																																																																																																																																																																																																																																																																																																																																																																																																																																																																																																																																																																																																																																																																											
10	Nate Janowicz	2000																																																																																																																																																																																																																																																																																																																																																																																																																																																																																																																																																																																																																																																																																																											
10	Adam Poe	1999																																																																																																																																																																																																																																																																																																																																																																																																																																																																																																																																																																																																																																																																																																											
10	Adam Everett	1998																																																																																																																																																																																																																																																																																																																																																																																																																																																																																																																																																																																																																																																																																																											
10	Adam Poe	1998																																																																																																																																																																																																																																																																																																																																																																																																																																																																																																																																																																																																																																																																																																											
10	Derick Urquhart	1997																																																																																																																																																																																																																																																																																																																																																																																																																																																																																																																																																																																																																																																																																																											
10	Eric Stanton	1996																																																																																																																																																																																																																																																																																																																																																																																																																																																																																																																																																																																																																																																																																																											
4	Elliott Caldwell	2015																																																																																																																																																																																																																																																																																																																																																																																																																																																																																																																																																																																																																																																																																																											
4	Brian Buscher	2002																																																																																																																																																																																																																																																																																																																																																																																																																																																																																																																																																																																																																																																																																																											
3	Brady Allen	2019																																																																																																																																																																																																																																																																																																																																																																																																																																																																																																																																																																																																																																																																																																											
3	Tanner English	2013																																																																																																																																																																																																																																																																																																																																																																																																																																																																																																																																																																																																																																																																																																											
3	Michael Campbell	2006																																																																																																																																																																																																																																																																																																																																																																																																																																																																																																																																																																																																																																																																																																											
3	Nate Janowicz	2000																																																																																																																																																																																																																																																																																																																																																																																																																																																																																																																																																																																																																																																																																																											
3	Derick Urquhart	1998																																																																																																																																																																																																																																																																																																																																																																																																																																																																																																																																																																																																																																																																																																											
3	Adam Everett	1997																																																																																																																																																																																																																																																																																																																																																																																																																																																																																																																																																																																																																																																																																																											
2	Dom Thompson-Williams	2016																																																																																																																																																																																																																																																																																																																																																																																																																																																																																																																																																																																																																																																																																																											
2	Kyle Martin	2015																																																																																																																																																																																																																																																																																																																																																																																																																																																																																																																																																																																																																																																																																																											
2	Max Schrock	2015																																																																																																																																																																																																																																																																																																																																																																																																																																																																																																																																																																																																																																																																																																											
2	Grayson Greiner	2013																																																																																																																																																																																																																																																																																																																																																																																																																																																																																																																																																																																																																																																																																																											
2	Chase Vergason	2013																																																																																																																																																																																																																																																																																																																																																																																																																																																																																																																																																																																																																																																																																																											
2	Tanner English	2012																																																																																																																																																																																																																																																																																																																																																																																																																																																																																																																																																																																																																																																																																																											
2	Adam Matthews	2011																																																																																																																																																																																																																																																																																																																																																																																																																																																																																																																																																																																																																																																																																																											
2	Brady Thomas	2011																																																																																																																																																																																																																																																																																																																																																																																																																																																																																																																																																																																																																																																																																																											
2	Christian Walker	2010																																																																																																																																																																																																																																																																																																																																																																																																																																																																																																																																																																																																																																																																																																											
2	DeAngelo Mack	2009																																																																																																																																																																																																																																																																																																																																																																																																																																																																																																																																																																																																																																																																																																											
2	Trent Kline	2006																																																																																																																																																																																																																																																																																																																																																																																																																																																																																																																																																																																																																																																																																																											
2	Michael Campbell	2005																																																																																																																																																																																																																																																																																																																																																																																																																																																																																																																																																																																																																																																																																																											
2	Drew Meyer	2002																																																																																																																																																																																																																																																																																																																																																																																																																																																																																																																																																																																																																																																																																																											
2	Garris Gonce	2001																																																																																																																																																																																																																																																																																																																																																																																																																																																																																																																																																																																																																																																																																																											
2	Nate Janowicz	1999																																																																																																																																																																																																																																																																																																																																																																																																																																																																																																																																																																																																																																																																																																											
2	Mac White	1994																																																																																																																																																																																																																																																																																																																																																																																																																																																																																																																																																																																																																																																																																																											
2	D.T. Cromer	1992																																																																																																																																																																																																																																																																																																																																																																																																																																																																																																																																																																																																																																																																																																											
14	Travis Jones	2007																																																																																																																																																																																																																																																																																																																																																																																																																																																																																																																																																																																																																																																																																																											
14	Landon Powell	2004																																																																																																																																																																																																																																																																																																																																																																																																																																																																																																																																																																																																																																																																																																											
12	Nick Ebert	2009																																																																																																																																																																																																																																																																																																																																																																																																																																																																																																																																																																																																																																																																																																											
12	Justin Smoak	2006																																																																																																																																																																																																																																																																																																																																																																																																																																																																																																																																																																																																																																																																																																											
12	Yaron Peters	2002																																																																																																																																																																																																																																																																																																																																																																																																																																																																																																																																																																																																																																																																																																											
11	Kyle Martin	2015																																																																																																																																																																																																																																																																																																																																																																																																																																																																																																																																																																																																																																																																																																											
11	James Darnell	2008																																																																																																																																																																																																																																																																																																																																																																																																																																																																																																																																																																																																																																																																																																											
11	Brendan Winn	2004																																																																																																																																																																																																																																																																																																																																																																																																																																																																																																																																																																																																																																																																																																											
11	Rob Streicher	1997																																																																																																																																																																																																																																																																																																																																																																																																																																																																																																																																																																																																																																																																																																											
10	Carlos Cortes	2018																																																																																																																																																																																																																																																																																																																																																																																																																																																																																																																																																																																																																																																																																																											
10	James Darnell	2007																																																																																																																																																																																																																																																																																																																																																																																																																																																																																																																																																																																																																																																																																																											
10	Steve Pearce	2005																																																																																																																																																																																																																																																																																																																																																																																																																																																																																																																																																																																																																																																																																																											
10	Tim Whittaker	2001																																																																																																																																																																																																																																																																																																																																																																																																																																																																																																																																																																																																																																																																																																											
10	Brian Hucks	1996																																																																																																																																																																																																																																																																																																																																																																																																																																																																																																																																																																																																																																																																																																											
43	Brandon Pack	2000																																																																																																																																																																																																																																																																																																																																																																																																																																																																																																																																																																																																																																																																																																											
41	Landon Powell	2004																																																																																																																																																																																																																																																																																																																																																																																																																																																																																																																																																																																																																																																																																																											
41	Derick Urquhart	1998																																																																																																																																																																																																																																																																																																																																																																																																																																																																																																																																																																																																																																																																																																											
40	James Darnell	2008																																																																																																																																																																																																																																																																																																																																																																																																																																																																																																																																																																																																																																																																																																											
40	Travis Jones	2007																																																																																																																																																																																																																																																																																																																																																																																																																																																																																																																																																																																																																																																																																																											
39	Yaron Peters	2002																																																																																																																																																																																																																																																																																																																																																																																																																																																																																																																																																																																																																																																																																																											
38	Nick Ebert	2009																																																																																																																																																																																																																																																																																																																																																																																																																																																																																																																																																																																																																																																																																																											
38	Ryan Bordenick	1997																																																																																																																																																																																																																																																																																																																																																																																																																																																																																																																																																																																																																																																																																																											
36	James Darnell	2007																																																																																																																																																																																																																																																																																																																																																																																																																																																																																																																																																																																																																																																																																																											
34	Kyle Martin	2015																																																																																																																																																																																																																																																																																																																																																																																																																																																																																																																																																																																																																																																																																																											
34	Brendan Winn	2004																																																																																																																																																																																																																																																																																																																																																																																																																																																																																																																																																																																																																																																																																																											
91	Landon Powell	2004																																																																																																																																																																																																																																																																																																																																																																																																																																																																																																																																																																																																																																																																																																											
90	Travis Jones	2007																																																																																																																																																																																																																																																																																																																																																																																																																																																																																																																																																																																																																																																																																																											
85	Kyle Martin	2015																																																																																																																																																																																																																																																																																																																																																																																																																																																																																																																																																																																																																																																																																																											
85	Yaron Peters	2002																																																																																																																																																																																																																																																																																																																																																																																																																																																																																																																																																																																																																																																																																																											
83	Brian Buscher	2002																																																																																																																																																																																																																																																																																																																																																																																																																																																																																																																																																																																																																																																																																																											
82	James Darnell	2007																																																																																																																																																																																																																																																																																																																																																																																																																																																																																																																																																																																																																																																																																																											
82	Derick Urquhart	1998																																																																																																																																																																																																																																																																																																																																																																																																																																																																																																																																																																																																																																																																																																											
81	Brian Roberts	1999																																																																																																																																																																																																																																																																																																																																																																																																																																																																																																																																																																																																																																																																																																											
79	Brendan Winn	2004																																																																																																																																																																																																																																																																																																																																																																																																																																																																																																																																																																																																																																																																																																											
78	Nick Ebert	2009																																																																																																																																																																																																																																																																																																																																																																																																																																																																																																																																																																																																																																																																																																											
31	Reese Havens	2008																																																																																																																																																																																																																																																																																																																																																																																																																																																																																																																																																																																																																																																																																																											
28	Christian Walker	2012																																																																																																																																																																																																																																																																																																																																																																																																																																																																																																																																																																																																																																																																																																											
27	Gene Cone	2016																																																																																																																																																																																																																																																																																																																																																																																																																																																																																																																																																																																																																																																																																																											
26	Nick Ebert	2009																																																																																																																																																																																																																																																																																																																																																																																																																																																																																																																																																																																																																																																																																																											
25	DC Arendas	2015																																																																																																																																																																																																																																																																																																																																																																																																																																																																																																																																																																																																																																																																																																											
25	Justin Smoak	2008																																																																																																																																																																																																																																																																																																																																																																																																																																																																																																																																																																																																																																																																																																											
25	Brian Roberts	1999																																																																																																																																																																																																																																																																																																																																																																																																																																																																																																																																																																																																																																																																																																											
24	Kyle Martin	2015																																																																																																																																																																																																																																																																																																																																																																																																																																																																																																																																																																																																																																																																																																											
24	Brandon Pack	2000																																																																																																																																																																																																																																																																																																																																																																																																																																																																																																																																																																																																																																																																																																											
24	Stacy Stokes	1994																																																																																																																																																																																																																																																																																																																																																																																																																																																																																																																																																																																																																																																																																																											
.478	Garris Gonce	2001																																																																																																																																																																																																																																																																																																																																																																																																																																																																																																																																																																																																																																																																																																											
.468	Joe Biernat	1993																																																																																																																																																																																																																																																																																																																																																																																																																																																																																																																																																																																																																																																																																																											
.409	Michael Campbell	2006 (47-115)																																																																																																																																																																																																																																																																																																																																																																																																																																																																																																																																																																																																																																																																																																											
.407	Justin Smoak	2008 (46-113)																																																																																																																																																																																																																																																																																																																																																																																																																																																																																																																																																																																																																																																																																																											
.406	Jerry Shepherd	1992																																																																																																																																																																																																																																																																																																																																																																																																																																																																																																																																																																																																																																																																																																											
.393	Kyle Martin	2015 (42-107)																																																																																																																																																																																																																																																																																																																																																																																																																																																																																																																																																																																																																																																																																																											
.391	Gene Cone	2016(43-for-110)																																																																																																																																																																																																																																																																																																																																																																																																																																																																																																																																																																																																																																																																																																											
.388	Dave Willman	1992																																																																																																																																																																																																																																																																																																																																																																																																																																																																																																																																																																																																																																																																																																											
.383	Andrew Crisp	2006 (36-94)																																																																																																																																																																																																																																																																																																																																																																																																																																																																																																																																																																																																																																																																																																											
.382	Scott Wingo	2011 (42-110)																																																																																																																																																																																																																																																																																																																																																																																																																																																																																																																																																																																																																																																																																																											
28	Mike Curry	1998																																																																																																																																																																																																																																																																																																																																																																																																																																																																																																																																																																																																																																																																																																											
24	Brian Roberts	1998																																																																																																																																																																																																																																																																																																																																																																																																																																																																																																																																																																																																																																																																																																											
18	Mike Curry	1997																																																																																																																																																																																																																																																																																																																																																																																																																																																																																																																																																																																																																																																																																																											
14	Drew Meyer	2001																																																																																																																																																																																																																																																																																																																																																																																																																																																																																																																																																																																																																																																																																																											
14	Etienne Hightower	1996																																																																																																																																																																																																																																																																																																																																																																																																																																																																																																																																																																																																																																																																																																											
11	TJ Hopkins	2019																																																																																																																																																																																																																																																																																																																																																																																																																																																																																																																																																																																																																																																																																																											
10	Etienne Hightower	1997																																																																																																																																																																																																																																																																																																																																																																																																																																																																																																																																																																																																																																																																																																											
10	Mike Curry	1996																																																																																																																																																																																																																																																																																																																																																																																																																																																																																																																																																																																																																																																																																																											
10	Mark Gugino	1993																																																																																																																																																																																																																																																																																																																																																																																																																																																																																																																																																																																																																																																																																																											
9	Brady Allen	2021																																																																																																																																																																																																																																																																																																																																																																																																																																																																																																																																																																																																																																																																																																											
9	Kyle Martin	2015																																																																																																																																																																																																																																																																																																																																																																																																																																																																																																																																																																																																																																																																																																											
9	Steven Tolleson	2005																																																																																																																																																																																																																																																																																																																																																																																																																																																																																																																																																																																																																																																																																																											
.827	Landon Powell	2004																																																																																																																																																																																																																																																																																																																																																																																																																																																																																																																																																																																																																																																																																																											
.794	Kyle Martin	2015 (85-107)																																																																																																																																																																																																																																																																																																																																																																																																																																																																																																																																																																																																																																																																																																											
.781	Jerry Shepherd	1992																																																																																																																																																																																																																																																																																																																																																																																																																																																																																																																																																																																																																																																																																																											
.779	Garris Gonce	2001																																																																																																																																																																																																																																																																																																																																																																																																																																																																																																																																																																																																																																																																																																											
.756	Travis Jones	2007 (90-119)																																																																																																																																																																																																																																																																																																																																																																																																																																																																																																																																																																																																																																																																																																											
.739	Yaron Peters	2002																																																																																																																																																																																																																																																																																																																																																																																																																																																																																																																																																																																																																																																																																																											
.729	Nick Ebert	2009 (78-107)																																																																																																																																																																																																																																																																																																																																																																																																																																																																																																																																																																																																																																																																																																											
.695	Derick Urquhart	1998																																																																																																																																																																																																																																																																																																																																																																																																																																																																																																																																																																																																																																																																																																											
.688	Brandon Pack	2000																																																																																																																																																																																																																																																																																																																																																																																																																																																																																																																																																																																																																																																																																																											
.686	Brian Buscher	2002																																																																																																																																																																																																																																																																																																																																																																																																																																																																																																																																																																																																																																																																																																											
24	John Taylor	2011																																																																																																																																																																																																																																																																																																																																																																																																																																																																																																																																																																																																																																																																																																											
18	Blake Taylor	2002																																																																																																																																																																																																																																																																																																																																																																																																																																																																																																																																																																																																																																																																																																											
17	Eddy Demurias	2018																																																																																																																																																																																																																																																																																																																																																																																																																																																																																																																																																																																																																																																																																																											
17	Tyler Johnson	2016																																																																																																																																																																																																																																																																																																																																																																																																																																																																																																																																																																																																																																																																																																											
17	Tyler Webb	2012																																																																																																																																																																																																																																																																																																																																																																																																																																																																																																																																																																																																																																																																																																											
17	Matt Price	2011																																																																																																																																																																																																																																																																																																																																																																																																																																																																																																																																																																																																																																																																																																											
16	Josh Reagan	2017																																																																																																																																																																																																																																																																																																																																																																																																																																																																																																																																																																																																																																																																																																											
16	Cody Mincey	2014																																																																																																																																																																																																																																																																																																																																																																																																																																																																																																																																																																																																																																																																																																											
16	Joel Seddon	2014																																																																																																																																																																																																																																																																																																																																																																																																																																																																																																																																																																																																																																																																																																											
16	Tyler Webb	2013																																																																																																																																																																																																																																																																																																																																																																																																																																																																																																																																																																																																																																																																																																											
16	Adam Westmoreland	2013																																																																																																																																																																																																																																																																																																																																																																																																																																																																																																																																																																																																																																																																																																											
16	Matt Price	2012																																																																																																																																																																																																																																																																																																																																																																																																																																																																																																																																																																																																																																																																																																											
16	Matt Price	2010																																																																																																																																																																																																																																																																																																																																																																																																																																																																																																																																																																																																																																																																																																											
16	Patrick Sexton	1996																																																																																																																																																																																																																																																																																																																																																																																																																																																																																																																																																																																																																																																																																																											
16	Craig Ross	1994																																																																																																																																																																																																																																																																																																																																																																																																																																																																																																																																																																																																																																																																																																											
76.0	Kip Bouknight	1999																																																																																																																																																																																																																																																																																																																																																																																																																																																																																																																																																																																																																																																																																																											
74.0	Kip Bouknight	2000																																																																																																																																																																																																																																																																																																																																																																																																																																																																																																																																																																																																																																																																																																											
71.0	J.J. Pearsall	1995																																																																																																																																																																																																																																																																																																																																																																																																																																																																																																																																																																																																																																																																																																											
67.2	Clarke Schmidt	2016																																																																																																																																																																																																																																																																																																																																																																																																																																																																																																																																																																																																																																																																																																											
67.0	Zac McCamie	2005																																																																																																																																																																																																																																																																																																																																																																																																																																																																																																																																																																																																																																																																																																											
66.0	Harris Honeycutt	2007																																																																																																																																																																																																																																																																																																																																																																																																																																																																																																																																																																																																																																																																																																											
65.0	Aaron Rawl	2005																																																																																																																																																																																																																																																																																																																																																																																																																																																																																																																																																																																																																																																																																																											
64.0	Sam Dyson	2010																																																																																																																																																																																																																																																																																																																																																																																																																																																																																																																																																																																																																																																																																																											
64.0	Sam Dyson	2009																																																																																																																																																																																																																																																																																																																																																																																																																																																																																																																																																																																																																																																																																																											
63.2	Braden Webb	2016																																																																																																																																																																																																																																																																																																																																																																																																																																																																																																																																																																																																																																																																																																											
9	Kip Bouknight	2000	9-0																																																																																																																																																																																																																																																																																																																																																																																																																																																																																																																																																																																																																																																																																																										
8	David Marchbanks	2003	8-2																																																																																																																																																																																																																																																																																																																																																																																																																																																																																																																																																																																																																																																																																																										
7	Braden Webb	2016	7-3																																																																																																																																																																																																																																																																																																																																																																																																																																																																																																																																																																																																																																																																																																										
7	Blake Cooper	2010	7-1																																																																																																																																																																																																																																																																																																																																																																																																																																																																																																																																																																																																																																																																																																										
7	Peter Bauer	2000	7-2																																																																																																																																																																																																																																																																																																																																																																																																																																																																																																																																																																																																																																																																																																										
7	Kip Bouknight	1998	7-2																																																																																																																																																																																																																																																																																																																																																																																																																																																																																																																																																																																																																																																																																																										
6	Michael Roth	2011	6-3																																																																																																																																																																																																																																																																																																																																																																																																																																																																																																																																																																																																																																																																																																										
6	Sam Dyson	2009	6-4																																																																																																																																																																																																																																																																																																																																																																																																																																																																																																																																																																																																																																																																																																										
6	Aaron Rawl	2004	6-3																																																																																																																																																																																																																																																																																																																																																																																																																																																																																																																																																																																																																																																																																																										
6	Rich Pratt	1993	6-2																																																																																																																																																																																																																																																																																																																																																																																																																																																																																																																																																																																																																																																																																																										
88	Braden Webb	2016																																																																																																																																																																																																																																																																																																																																																																																																																																																																																																																																																																																																																																																																																																											
76	Clarke Schmidt	2016																																																																																																																																																																																																																																																																																																																																																																																																																																																																																																																																																																																																																																																																																																											
76	Kip Bouknight	2000																																																																																																																																																																																																																																																																																																																																																																																																																																																																																																																																																																																																																																																																																																											
74	Kip Bouknight	2000																																																																																																																																																																																																																																																																																																																																																																																																																																																																																																																																																																																																																																																																																																											
71	J.J. Pearsall	1995																																																																																																																																																																																																																																																																																																																																																																																																																																																																																																																																																																																																																																																																																																											
67	Zac McCamie	2005																																																																																																																																																																																																																																																																																																																																																																																																																																																																																																																																																																																																																																																																																																											
66	Harris Honeycutt	2007																																																																																																																																																																																																																																																																																																																																																																																																																																																																																																																																																																																																																																																																																																											
65	Brett Kerry	2021																																																																																																																																																																																																																																																																																																																																																																																																																																																																																																																																																																																																																																																																																																											
65	Aaron Rawl	2005																																																																																																																																																																																																																																																																																																																																																																																																																																																																																																																																																																																																																																																																																																											
64	Brannon Jordan	2021																																																																																																																																																																																																																																																																																																																																																																																																																																																																																																																																																																																																																																																																																																											
64	Sam Dyson	2010																																																																																																																																																																																																																																																																																																																																																																																																																																																																																																																																																																																																																																																																																																											
64	Sam Dyson	2009																																																																																																																																																																																																																																																																																																																																																																																																																																																																																																																																																																																																																																																																																																											
12	Blake Taylor	2002																																																																																																																																																																																																																																																																																																																																																																																																																																																																																																																																																																																																																																																																																																											
9	Joel Seddon	2014																																																																																																																																																																																																																																																																																																																																																																																																																																																																																																																																																																																																																																																																																																											
9	Tyler Webb	2013																																																																																																																																																																																																																																																																																																																																																																																																																																																																																																																																																																																																																																																																																																											
9	Matt Price	2011																																																																																																																																																																																																																																																																																																																																																																																																																																																																																																																																																																																																																																																																																																											
8	Tyler Johnson	2016																																																																																																																																																																																																																																																																																																																																																																																																																																																																																																																																																																																																																																																																																																											
8	Matt Price	2012																																																																																																																																																																																																																																																																																																																																																																																																																																																																																																																																																																																																																																																																																																											
8	Scott Barber	2000																																																																																																																																																																																																																																																																																																																																																																																																																																																																																																																																																																																																																																																																																																											
7	Matt Price	2010																																																																																																																																																																																																																																																																																																																																																																																																																																																																																																																																																																																																																																																																																																											
6	Lee Gronkiewicz	2001																																																																																																																																																																																																																																																																																																																																																																																																																																																																																																																																																																																																																																																																																																											
5	Brent Marsh	2005																																																																																																																																																																																																																																																																																																																																																																																																																																																																																																																																																																																																																																																																																																											
5	Chad Blackwell	2004																																																																																																																																																																																																																																																																																																																																																																																																																																																																																																																																																																																																																																																																																																											
5	Jason Pomar	1999																																																																																																																																																																																																																																																																																																																																																																																																																																																																																																																																																																																																																																																																																																											
5	Rob Mosser	1993																																																																																																																																																																																																																																																																																																																																																																																																																																																																																																																																																																																																																																																																																																											
5	Rob Mosser	1992																																																																																																																																																																																																																																																																																																																																																																																																																																																																																																																																																																																																																																																																																																											
1.39	Michael Roth	2011																																																																																																																																																																																																																																																																																																																																																																																																																																																																																																																																																																																																																																																																																																											
1.57	Clarke Schmidt	2017																																																																																																																																																																																																																																																																																																																																																																																																																																																																																																																																																																																																																																																																																																											
1.59	Matt Price	2011																																																																																																																																																																																																																																																																																																																																																																																																																																																																																																																																																																																																																																																																																																											
2.06	Brett Kerry	2021																																																																																																																																																																																																																																																																																																																																																																																																																																																																																																																																																																																																																																																																																																											
2.08	Adam Westmoreland	2013																																																																																																																																																																																																																																																																																																																																																																																																																																																																																																																																																																																																																																																																																																											
2.09	Blake Taylor	2002																																																																																																																																																																																																																																																																																																																																																																																																																																																																																																																																																																																																																																																																																																											
2.27	Arik Hempy	2007																																																																																																																																																																																																																																																																																																																																																																																																																																																																																																																																																																																																																																																																																																											
2.39	Nolan Belcher	2013																																																																																																																																																																																																																																																																																																																																																																																																																																																																																																																																																																																																																																																																																																											
2.66	Chris Hernandez	2003																																																																																																																																																																																																																																																																																																																																																																																																																																																																																																																																																																																																																																																																																																											
2.72	Jordan Montgomery	2013																																																																																																																																																																																																																																																																																																																																																																																																																																																																																																																																																																																																																																																																																																											



Blake Cooper went 13-2 in the 2010 season including a 7-1 record in the SEC on the way to All-America honors.

Back to Back Home Runs

South Carolina: 3/28/2021 - Wes Clarke and Andrew Eyster hit consecutive home runs in the second inning in an 8-5 South Carolina win over Florida in Columbia.
Opponent: 5/5/2019 - JJ Bleday and Ethan Paul hit consecutive home runs in the seventh inning in a 6-2 Vanderbilt win over South Carolina in Columbia.

Three Consecutive Home Runs

South Carolina: 2/23/2021 – Braylen Wimmer, Wes Clarke and David Mendham hit consecutive home runs in a 12-4 South Carolina win over Winthrop in Columbia.
Opponent: N/A

Four Consecutive Home Runs

South Carolina: 6/10/2006 – Neil Giesler, Justin Smoak, Phil Disher, Andrew Crisp and Robbie Grinestaff hit consecutive home runs in a 15-6 South Carolina win over Georgia in the NCAA Super Regional at Athens.
Opponent: Never.

Five Consecutive Home Runs

South Carolina: 6/10/2006 – Neil Giesler, Justin Smoak, Phil Disher, Andrew Crisp and Robbie Grinestaff hit consecutive home runs in a 15-6 South Carolina win over Georgia in the NCAA Super Regional at Athens.
Opponent: Never.

Grand Slam Home Run

South Carolina: 5/15/2021 - Andrew Eyster hit a grand slam home run in the sixth inning of an 9-8 South Carolina win over Kentucky in Lexington.
Opponent: 5/16/2019 – Dustin Skelton hit a grand slam home run in the fifth inning of a 24-7 Mississippi State win over South Carolina in Starkville.

Two Home Run Inning

South Carolina: 2/14/2004 – Kevin Melillo hit two home runs in the second inning as South Carolina defeated Charleston Southern 38-0 in Columbia.
Opponent: Never.

Two Home Run Game

South Carolina: 5/8/2021 - Andrew Eyster hit two home runs for South Carolina in a 9-3 South Carolina loss to Mississippi State in Columbia.
Opponent: 4/22/2021 - Robert Moore hit two home runs for Arkansas in an 6-1 Arkansas win over South Carolina in Columbia.

Three Home Run Game

South Carolina: 2/23/2021 – Wes Clarke hit three home runs in a 12-3 South Carolina win vs. Winthrop in Columbia.
Opponent: 3/28/2009 - Gunner Glad hit three home runs in a 20-19 Kentucky loss to South Carolina in Lexington.

Pinch Hit Home Run

South Carolina: 2/28/2020 - Brady Allen hit a solo pinch hit home run in the ninth inning of a 7-1 loss to Clemson in Columbia.
Opponent: 3/23/2021 - John Lanier hit a pinch hit solo home run in the eighth inning of South Carolina's 8-3 win over The Citadel in Charleston.

Inside the Park Home Run

South Carolina: 3/17/2018 – Noah Campbell hit an inside the park home run in the first inning of a 15-7 South Carolina win over Florida in Columbia.
Opponent: 4/20/2005 – Tyler Colvin hit an inside the park home run in the third inning of a 7-5 Clemson win over South Carolina in Columbia.

Triple Play

South Carolina: 4/9/1999 – South Carolina recorded a triple play in an 8-1 loss to Georgia in Athens (3B Bryon Jeffcoat to C Marcos Rios to 2B Jay Lambert).
Opponent: 5/27/1982 – West Virginia recorded a triple play in a 7-0 loss to South Carolina in the NCAA Regional Tournament in Columbia.

Nine Inning Complete Game Shutout

South Carolina: 5/15/2021 - Brett Kerry pitched a nine inning four-hit complete game shutout as South Carolina defeated Kentucky 9-0 in Lexington.
Opponent: 3/20/2021 – Jack Leiter pitched a nine inning no-hit complete game shutout as Vanderbilt defeated South Carolina 5-0 in Nashville.

Extra Inning Complete Game Shutout

South Carolina: – 4/25/2004 – Matt Campbell pitched a 10 inning complete game shutout, allowing three hits, as South Carolina defeated Alabama 1-0 in Columbia.
Opponent: -- N/A

No Hit Game

South Carolina: 2/24/2013 - Colby Holmes, Forrest Koumas and Josh Knab combined for a no-hitter as South Carolina defeated Albany 14-1 in Columbia.
Opponent: -- 3/20/2021 – Jack Leiter pitched a no hit game as Vanderbilt defeated South Carolina 5-0 in Nashville.

Hit For the Cycle

South Carolina: 3/10/2019 – TJ Hopkins went 4-for-5 to hit for the cyle in South Carolina's 12-6 win over Valparaiso in Columbia.
Opponent: 4/5/2003 – Aaron Hill had two singles, a double, triple and a home run as Louisiana State lost to South Carolina 8-5 in Baton Rouge.

Baseball has 29 former players, coaches and support staff in the University of South Carolina Athletics Hall of Fame.

EARL BASS (1989)
Baseball • 1972-75

Outstanding pitcher for the Gamecocks... compiled a won-loss record of 34-3, despite missing most of the 1973 season with an arm injury... first-team All-America selection in 1974 and 1975... had a 12-1 mark in 1974 and was 17-1 in 1975... he set a then national record by winning 23 consecutive games over two seasons, a feat that still ranks second... holds school records for shutouts (10), earned run average (1.34), and strikeouts (392)... runner-up in balloting for the Lefty Gomez Plate, symbolic of the top amateur baseball player in the United States, in 1975 when he pitched the Gamecocks to within one game of the NCAA championship at the College World Series in Omaha, Neb.

RYAN BORDENICK (2016)
Baseball • 1995-98

Garnered first-team All-America accolades as a designated hitter/catcher in 1997 and second-team honors in 1998 ... first-team All-SEC selection ... posted a career-best .419 batting average in 1997 ... drove in 87 runs that season and scored 81, with 13 home runs ... held the highest career batting average for any four-year player in Gamecock history (.357) while totaling 211 career base hits at the time of his induction.

KIP BOUKNIGHT (2007)
Baseball • 1998-01

Winningest pitcher in South Carolina history ... compiled a career record of 45-12 in a four-year span pitching a school record 482 innings and starting a school record 66 games ... also holds school records for strikeouts (457) and decisions (57) ... put together one of the greatest single-season years in college history in 2000 posting a 17-1 record to help lead the Gamecocks to a 56-10 record and a SEC Championship ... his 17 single-season wins is a school record and is tied for the most wins in a season by an SEC pitcher ... won the 2000 Golden Spikes Award presented by USA Baseball as the top amateur baseball player in the USA as well as being named a consensus All-America selection by the ABCA, Baseball America and Collegiate Baseball ... helped lead South Carolina to two straight NCAA Super Regional appearances in 2000 and 2001.

CHRIS BOYLE (2013)
Baseball • 1981-84

Played in 208 career games in a four-year career. He tallied 224 career hits. He also recorded 198 career RBI, tied for second highest in school history as well as 43 career homers, sixth highest in school history. Catcher on two CWS squads in 1981 and 1982 as well as four NCAA regional teams.

BOBBY BRYANT (1979)
Football • 1964-66
Baseball • 1965-67

Named a first-team All-America as a defensive back in 1966 by the *New York Daily News* and by the *Detroit Sports Extra*... All-Atlantic Coast Conference in 1966... won the Anthony J. McKelvin Award in 1967 as the outstanding athlete in the ACC... holds the school record for the longest punt return (98 yards vs. N.C. State, 1966)... lettered in football in 1964-65-66, and lettered in baseball in 1965-66-67... played in the 1967 Hula Bowl... played pro football for the Minnesota Vikings of the NFL from 1968-81... was drafted by the New York Yankees and the Boston Red Sox in baseball... was the first pitcher at USC to strike out 100 batters in a season.

MIKE COOK (2011)
Baseball • 1983-85

Put together one of the most successful single seasons in South Carolina baseball history ... as a junior, led the 1985 squad to the College World Series, posting a 16-2 record with a 1.91 ERA with 168 strikeouts in 141.0 innings, while allowing just 99 hits ... was the 1985 NCAA Regional MVP ... tied the single-season record for strikeouts and his 16 wins is one short of the school single-season record ... was a first-team All-America selection by the coaches and Baseball America ... is one of only 10 players in school history to record 30 or more career victories with a 30-8 career mark ... his 313 career strikeouts is the seventh-highest in school history ... was a first round draft pick by the California Angels as the 19th player overall in the 1985 amateur draft.

EARL DUNHAM (1997)
Football • 1936-38
Basketball • 1937
Baseball • 1937-38

Letterman in three different sports at Carolina... a Phi Beta Kappa honor society member... helped lead the Gamecocks to a combined 16-17-2 record his three football seasons... the Carolina baseball team was 17-13 in his two seasons while the Gamecock basketball squad was 13-7, 8-4 in the Southern Conference in 1937.

WELDON B. "SARGE" FRYE (2003)
Supervisor of Facilities • 1953-97

Fixturer at USC for half a century... began career at Carolina in 1953 after retiring as a master sergeant in the U.S. Army... decorated and wounded veteran of the D-Day invasion at Normandy... USC's baseball stadium is named Sarge Frye Field in his honor... was named National groundskeeper of the year in 1993 by American Baseball Coaches Association.

BOB FULTON (1993)
Voice of the Gamecocks • 1952-95

Retired in 1995 after 43 years as the radio "Voice of the Gamecocks"... his tenure with the Gamecocks was the fourth-longest among NCAA Division I broadcasters with one school at the time of his retirement... selected eight times as the state of South Carolina's "Sportscaster of the Year"... also a member of the South Carolina Athletic Hall of Fame... winner of a Special Distinction award from the state athletic hall of fame... broadcast University of Arkansas football and basketball and Georgia Tech football (1965-66)... native of Ridley Park, Pa.

JOHNNY GRAMLING (2000)
Football • 1951-53
Baseball • 1952-53

South Carolina's first passer to surpass 2,000 career yards... passed for 2,007 yards and 18 touchdowns, both career records at the time... career high single game was 227 yards against Wake Forest in 1953... threw four touchdowns passes in first half against Furman at Greenville in 1952... played professionally with Ottawa Roughriders of Canadian Football League in 1954... professional career was cut short by military service in Korean War... lettered two seasons as a pitcher on the Gamecock baseball team.

JEFF GRANTZ (1985)
Football • 1973-75
Baseball • 1973-76

Second-team All-America quarterback in 1975... one of only three Gamecocks with more than 5,000 yards of total offense in his career... ranks among the career leaders in virtually every passing category at South Carolina... led 1975 USC club to 7-5 record and Tangerine Bowl berth... co-captain of the 1975 squad... one of the more popular players to ever wear the Garnet and Black... outstanding shortstop and second baseman on Gamecock baseball teams... holds school fielding record for shortstops and second basemen... played on three NCAA playoff clubs, including the 1975 team that advanced to the finals of the College World Series... drafted by the NFL's Miami Dolphins.

TATUM GRESSETTE (1993)
Football • 1920-21
Baseball • 1922

Two-year letterman... his drop-kick field goal gave the Gamecocks a 3-0 win over Clemson in 1920... USC also shut out the Tigers in 1921 while he served as captain... played for Coach Sol Metzger... teams compiled a 10-5-2 mark during those years... lettered one season in baseball at first base and his brother Marion played centerfield... native of St. Matthews, S.C.... until his death in 1997, he was the oldest living former Gamecock football captain.

TIM LEWIS (2006)
Baseball • 1973-76

USC baseball pitcher from 1973-76... remains Carolina's winningest lefthander of all-time with a 36-6 career record... led the team with 108 innings pitched and 113 strikeouts in 1976... fanned 332 batters in his career in 333 innings of work.

DAVID MARCHBANKS (2015)
Baseball • 2001-03

Marchbanks went 31-8 in a three-year career

including a 15-3 mark in 2003 to earn SEC Pitcher of the Year honors ... Marchbanks was a 2003 first-team All-America selection by Baseball America, Collegiate Baseball and the National Collegiate Baseball Writers Association ... Marchbanks played on two College World Series teams in 2002 and 2003.

RANDY MARTZ (2017)
Baseball • 1977

Helped lead June Raines' Gamecocks to the championship game of the 1977 College World Series... posted a 14-0 record, earning first team All-America honors... awarded the Lefty Gomez Plate as the most outstanding player in college baseball for the 1977 season... among his more impressive wins was a 2-1 victory over previously undefeated (26-0) and top-ranked Clemson at Tiger Field.

DREW MEYER (2013)
Baseball • 2000-02

All-America shortstop in 2002 ... Holds school record for most hits in a season with 120 in 2002 ... Played on three NCAA regional teams as well as the 2002 CWS squad that finished as national runner-up ... The Gamecocks won SEC championships in both 2000 and 2002 when Meyer was on the squad ... He played in 209 career games with a school record 209 singles as well.

LANDON POWELL (2014)
Baseball • 2001-04

Earned All-America honors as a catcher in 2004, and was twice voted All-SEC... Hit 44 home runs (5th all-time), 61 doubles (2nd all-time), and drove in 193 runs (4th all-time)... Powell had 265 base hits to also rank 4th all-time, and scored 176 runs in his Gamecock career... Defensively he holds the school single game, season, and career record for putouts... He also logged a record 65 assists in 2004 and collected 190 in his career.

JIM PRICE (2005)
Athletic Trainer • 1959-90

Native of Jefferson, Texas... attended Lon Morris College and later the University of Texas... came to USC in 1959 as an athletic trainer... retired in 1990 after 31 years of service for the Gamecocks... served as a trainer for all sports until later in his career when he worked with the USC Olympic sports teams.

TOM PRICE (2001)
SID/ Assistant Athletics Director/Historian • 1962-2008

A journalism graduate from 1951 who joined the USC athletics staff in 1962 after 11 years in wire service journalism... sports information director, 1962-1985... assistant athletics director, media relations 1985-92... historian-consultant 1992-2008... inducted into College Sports Information Directors of America Hall of Fame in 1981... honorary lifetime member USC Association of Lettermen 1982... COSIDA's highest honor, Arch Ward Award, 1993... service to Sports Award from South Carolina Athletic Hall of Fame 1992... former president National Collegiate Baseball Writers Association... Wilbur Synpp Award from NCBAWA 1982 for promotion and service to college baseball... National Baseball Federation Media Award 1987... author of several books on Carolina football, basketball, baseball and other sports.

JUNE RAINES (2000)
Head Baseball Coach • 1977-96

Won 763 games during 20-year head coaching career including 19 consecutive winning seasons... took the Gamecocks to the NCAA Championship Tournament 11 times and won four regional championships and four trips to the College World Series... finished second in the CWS his first season (1977)... other CWS competition in 1981-82-85... most wins of any Carolina baseball coach (763-380-2)... played 10 seasons of minor league baseball before entering Carolina as a 30-year-old freshman... earned bachelor and masters degrees while serving as assistant coach... worked as catching instructor, minor league manager four years with Phillies before returning to Carolina as head coach.

BOBBY RICHARDSON (2004)
Baseball • 1970-76

Head baseball coach at USC from 1970-76, he helped put Carolina baseball on the map... won over 70 percent of his games as a coach... led USC to runner-up finish in the 1975 College World Series... standout second baseman on several New York Yankees World

Champion teams.

BILL ROGERS (1969)
Football • 1924-26
Baseball • 1925-27
Basketball • 1925-27

Earned nine letters while lettering in three varsity sports at USC from 1924-27... played football under Coach Branch Bocock from 1924-26... the team compiled a 20-10 record in those three seasons and had three straight winning campaigns... in basketball, scored 345 points in 47 career games... led USC to a 33-16 combined record on the hardwood... scored a career-high 23 points in a victory at Clemson... lettered three years in baseball under Coach Bocock.

MICHAEL ROTH (2021)
Baseball • 2009-12

A crafty lefthanded pitcher, Roth was instrumental in leading the Gamecocks to back-to-back College World Series titles in 2010 and 2011. He posted a 26-6 record during his Carolina career and was a first-team All-American in 2012. His complete game performance in a 5-1 win over Clemson propelled the Gamecocks to its first baseball National Championship in 2010.

HANK SMALL (1991)
Baseball • 1972-75

First-team All-America in 1975... second-team All-America in 1974... power hitter who is second all-time for the Gamecocks in career home runs (48)... during his four-year career, South Carolina posted a record of 155-45-2... led the team to a 51-6-1 record in 1975 and a runner-up finish to Texas in the College World Series... five-year career in the minor leagues that culminated in 1978 with 25 home runs, 101 RBI, and a .289 batting average.

JUSTIN SMOAK (2016)
Baseball • 2006-08

Concluded his three-year career at South Carolina as one of the greatest offensive players in school history ... two-time All-America recipient (2007-08) and a consensus selection in the nation at first base his junior season after he hit .383 with 23 HR and 72 RBI ... set school records for home runs (62), runs batted in (207), bases on balls (151) and total bases (485) ... fifth on the SEC career list for home runs and one of only seven players in SEC history to record 60 or more round trippers at the time of his induction ... started every game at first base for three straight years with 195 consecutive starts on the corner ... No. 11 overall pick in the first round of the 2008 MLB Draft by the Texas Rangers.

DERICK URQUHART (2019)
Baseball • 1955-98

Native of Florence, S.C. ... Holds the Gamecock record with 223 runs scored while owning a .332 batting average ... Ranks among the all-time career leaders in doubles (51), hits (265), RBI (180) and total bases ... One of only seven players to hit for the cycle and the only player to do it twice.

ALFRED H. VON KOLNITZ (1967)
Baseball/Football • 1911-13

Earned four letters — two each in football (1911-12) and baseball (1912-13)... nickname was "Fritz"... played pro baseball for the Cincinnati Reds from 1914-16.

GREG WARD (2015)
Baseball • 1972-75

Ward ranks third in career wins with the Garnet & Black with 34 and hurled 25 complete games, three more than any other Gamecock in a career ... He is fifth all-time in career strikeouts with 323 and once threw two complete games in a doubleheader sweep of Georgia Tech in 1973, the second game being a shutout ... Ward played on the 1975 Gamecock baseball team that was the first to punch a ticket to Omaha and the College World Series.

MAC WHITE (2004)
Baseball • 1991-94

All-America baseball player in 1994, he was a two-time All-SEC selection... holds the school record for most hits and doubles... also holds the school mark for consecutive games played (236).

Ray Tanner made a difference. In a 16-year career as head coach of the baseball program, South Carolina reached unprecedented heights. Tanner led South Carolina to back-to-back NCAA Division I Baseball Championships in 2010 and 2011 as well as a pair of national runner-up finishes, six College World Series appearances, three SEC championships, six SEC Eastern division titles, a SEC tournament crown. He went to 10 NCAA Super Regionals in 14 NCAA Tournament appearances as well.

Under the direction of Tanner, South Carolina's postseason success from 2010-2012 is arguably the greatest run in collegiate baseball history. In the three-year span, the Gamecocks established NCAA records with 22 consecutive postseason wins and 12 consecutive wins in the College World Series. The Gamecocks won the NCAA Division I Baseball Championship in 2010 and 2011 with a national runner-up finish in 2012. South Carolina's 30-4 (.882) record from 2010-2012 in the NCAA Tournament is the fifth best three-year postseason record in NCAA history.

"I want to thank all of my current players, my former players, my coaches and support staff that I've had in baseball for their dedication to me and this great university."

Ray Tanner - July 13, 2012



2000 National Coach of the Year
2010 National Coach of the Year
2011 National Coach of the Year

1998 SEC Coach of the Year
2000 SEC Coach of the Year
2011 SEC Coach of the Year

Two National Player of the Year Honorees

2000 (Kip Bouknight, P); 2011 (Michael Roth, P)

Two SEC Boyd McWhorter Male Scholar-Athletes of the Year

2002 (Trey Dyson, DH); 2012 (Michael Roth, P)

Two SEC Player of the Year Honorees

2000 (Kip Bouknight, P); 2002 (Yaron Peters, 1B)

One SEC Pitcher of the Year Honoree

2003 (David Marchbanks)

South Carolina Superlatives Under Ray Tanner

Two NCAA Division I Baseball National Championships
 2010, 2011

Two NCAA Division I Baseball National Runner-Ups
 2002, 2012

Six NCAA College World Series Appearances
 2002, 2003, 2004, 2010, 2011, 2012

10 NCAA Super Regionals
 2000, 2001, 2002, 2003, 2004, 2006, 2007, 2010, 2011, 2012

14 NCAA Tournament Appearances
 1998, 2000, 2001, 2002, 2003, 2004, 2005, 2006, 2007, 2008, 2009, 2010, 2011, 2012

Five 50-Win Seasons
 2000, 2002, 2004, 2010, 2011

Three Southeastern Conference Championships
 2000, 2002, 2011

Six SEC Eastern Division Championships
 1999, 2000, 2002, 2003, 2011, 2012

One SEC Tournament Title
 2004

Tanner Year-by-Year

Ray Tanner coached 16 years at South Carolina. His winning percentage for the Gamecocks was .700 - the third highest winning percentage for a coach in Southeastern Conference history.

Year	Overall Record	SEC record	SEC East Finish	National Finish
1997	33-24	13-17	4th	NR
1998	44-18	19-10	2nd	16th
1999	35-23	15-15	1st	NR
2000	56-10	25-5	1st	4th
2001	49-20	17-13	3rd	12th
2002	57-18	21-8	1st	2nd
2003	45-22	19-11	1st	6th
2004	53-17	17-13	2nd	3rd
2005	41-23	16-14	2nd	23rd
2006	41-25	15-15	4th	12th
2007	46-20	17-13	2nd	10th
2008	40-23	15-15	5th	28th
2009	40-23	17-13	2nd	21st
2010	54-16	21-9	2nd	1st
2011	55-14	22-8	1st	1st
2012	49-20	18-11	1st	2nd
Total	738-316	287-190		
(Pct.)	(.700)	(.602)		

INDIVIDUAL SINGLE GAME

Batting	
At bats:	7, Braylen Wimmer vs. FloridaMarch 26, 2021 7, David Mendham vs. Florida.....March 26, 2021 7, Andrew Eyster vs. Florida.....March 26, 2021 7, Jeff Heinrich vs. FloridaMarch 26, 2021 7, Colin Burgess vs. Florida.....March 26, 2021 7, (C. Halter, Florida)March 26, 2021 7, (D. Hart, College of Charleston)March 29, 2016 7, Kyle Martin vs. FloridaApril 12, 2014
Runs scored:	4, many times, last (Jordan, Mississippi State).....May 7, 2021
Hits:	5, Gene Cone vs. Missouri.....April 24, 2016 5, Alex Destino vs. ClemsonMarch 4, 2016 5, (Madigan vs. Northeastern)February 22, 2015 5, (Tony Kemp, Vanderbilt).....April 16, 2011 5, Christian Walker vs. USC UpstateApril 5, 2011 5, Kyle Enders vs. AlabamaMay 2, 2010 5, Jackie Bradley Jr. vs. College of CharlestonApril 14, 2009 5, (Steve Tinoco, Long Beach State).....March 8, 2009
RBI:	8, Adam Matthews vs. College of CharlestonMarch 22, 2011
Doubles:	3, (Brandt Belk, Missouri)April 9, 2021 3, Jonah Bride vs. Florida.....March 17, 2018 3, Alex Destino vs. College of CharlestonMarch, 29, 2016 3, Evan Marzilli vs. PrincetonMarch 9, 2012 3, Adrian Morales vs. KentuckyApril 2, 2011 3, Parker Bangs vs. Alabama.....May 1, 2010
Triples:	1, 130 times..... (37 by opponents, 93 by South Carolina players)
Home runs:	3, Wes Clarke vs. WinthropFeb. 22, 2021 3, (Steve Tinoco, Long Beach State).....March 8, 2009
Total bases:	14, (Steve Tinoco, Long Beach State)March 8, 2009
Walks:	5, Alex Destino vs. Liberty.....May 10, 2017
Strikeouts:	5, (Jud Fabian, Florida).....March 26, 2021 5, (Colby Halter, Florida)March 26, 2021 5, (Luke Mann, Missouri).....April 9, 2021 5, (David Dunn, Northwestern)Feb. 23, 2020 5, Noah Campbell vs. LibertyFebruary 15, 2019 5, (Matt Cerione, Georgia)May 15, 2009
Sac hits:	2, 18 times.....(10 by opponents, eight by South Carolina players)
Sac flies:	2, six times.....(two by opponents, four by South Carolina players)
Stolen bases:	4, (Overton, Furman)February 17, 2015
Hit by pitch:	3, Luke Berryhill vs. Utah Valley.....February 22, 2019
Runners LOB:	9, (Curt Casali, Vanderbilt).....April 16, 2011
Fielding	
Putouts:	20, Colin Burgess vs. Florida.....March 26, 2011
Assists:	8, (Hughes, Penn State)February 28, 2016 8, (Will Maddox, Tennessee).....March 28, 2014 8, Scott Wingo vs. CSU BakersfieldMarch 12, 2011
Errors:	3, (Peter Alonso, Florida)April 13, 2014 3, Joey Pankake vs. AlabamaApril 27, 2012 3, Brady Thomas vs. ArkansasMay 13, 2011
Passed balls:	3, (J. Miller, USC Upstate)May 4, 2016 3, Wes Clarke vs. Gardner-Webb.....March 6, 2019
Pitching	
Innings pitched:	9.0, Tyler Johnson vs. UNCW.....June 5, 2016 9.0, Jack Wynkoop vs. VanderbiltApril 17, 2015 9.0, (Brady Koerner, Clemson)March 2, 2015 9.0, Wil Crowe vs. Campbell.....June 1, 2014 9.0, (Ryne Stanek, Arkansas).....March 23, 2013 9.0, Nolan Belcher vs. ClemsonMarch 3, 2013 9.0, (Kevin Gausman, LSU).....May 18, 2012 9.0, Blake Cooper vs. Ole MissApril 16, 2010 9.0, Sam Dyson vs. GeorgiaMay 14, 2009 9.0, Blake Cooper vs. VanderbiltMay 3, 2009 9.0, Sam Dyson vs. AuburnApril 17, 2009
Runs allowed:	11, (Ryan Rolison, Ole Miss).....May 4, 2018
Earned runs:	9, (Maldonado, Southern Illinois).....February 25, 2011 9, (Will Weidig, Brown).....March 13, 2010 9, (Johnny Elms, Duquesne).....February 19, 2010 9, (Drew Hayes, Vanderbilt)May 2, 2009 9, (Casey Lucchese, College of Charleston)April 14, 2009 9, (Lawrence Anderson, Duquesne)February 21, 2009
Walks allowed:	9, (Jared Walsh, Georgia)March 27, 2015
Strikeouts:	14, Adam Hill vs. Charleston SouthernFeb. 23, 2018 14, Adam Hill vs. ClemsonMarch 2, 2018
Hits allowed:	12, (Dominic Taccolini, Arkansas).....March 28, 2016 12, (Grant Dayton, Auburn)April 17, 2009 12, Blake Cooper vs. VanderbiltMay 3, 2009 12, (Grant Dayton, Auburn)April 17, 2009
Doubles allowed:	5, (Grant Dayton, Auburn)April 17, 2009
Triples allowed:	2, Ridge Chapman vs. Charleston Southern.....Feb. 25, 2018 2, (Silvestri, Rhode Island)June 5, 2016 2, Nolan Belcher vs. LibertyFebruary 27, 2013 2, (Tyler Topp, Long Beach State)March 6, 2009

INDIVIDUAL SINGLE GAME (CONTINUED)

Homers allowed:	4, (Rendon, Winthrop).....Feb. 23, 2021 4, (Barco, Florida)March 28, 2021 4, (McCready, Charleston Southern)May 12, 2010 4, (Ken Monteith, Winthrop)May 5, 2010 4, Brannon Jordan vs. Mississippi State.....May 7, 2021 4, (Davis Vainer, Alabama).....March 25, 2017 4, (Barss, Rhode Island)June 5, 2016
Wild pitches:	

INDIVIDUAL THREE-GAME SERIES

Batting	
At bats:	17 (Tyler Spoon, Arkansas).....March 22-24, 2013
Runs scored:	8, (Rowdey Jordan, Mississippi State)May 7-9, 2021 8, Joey Pankake vs. Bucknell.....February 15-16, 2014 8, Max Schrock vs. Bucknell.....February 15-16, 2014
Hits:	10, Gene Cone vs. Missouri.....April 22-24, 2016
RBI:	10, four times, last John Jones vs. Penn State.....February 26-28, 2016
Doubles:	4, Gene Cone vs. Missouri.....April 22-24, 2016
Triples:	2, Dom Thompson-Williams vs. ArkansasMarch 18-20
Home runs:	4, Nick Ebert vs. GeorgiaMay 14-16, 2009
Total bases:	18, Wes Clarke vs. DaytonFebruary 19-21, 2021
Walks:	6, five times, last (Ty Duvall, Vanderbilt).....May 3-5, 2019
Strikeouts:	11, (Jud Fabian, Florida)March 26-28, 2021
Sac hits:	2, many times.....
Sac flies:	2, five times, last Graham Saiko vs. Georgia.....May 10-12, 2013
Stolen bases:	5, Noah Campbell vs. Holy Cross.....Feb. 14-16, 2020
Hit by pitch:	4, (Braden Kapteyn, Kentucky)April 1-3, 2011 4, Luke Berryhill vs. Utah ValleyFeb. 22-24, 2019 4, George Callil vs. Northwestern.....Feb. 21-23, 2020

Fielding

Putouts:	46, Colin Burgess vs. FloridaMarch 26-28, 2021
Assists:	14, LT Tolbert vs. TennesseeMarch 29-31, 2018 14, LT Tolbert vs. Mississippi State.....April 14-16, 2017 14, Max Schrock vs. RiderMarch 8-10, 2013
Errors:	5, Jordan Gore vs. Kentucky.....March 13-15, 2015

INDIVIDUAL SEASON

Batting	
At bats:	164, Kyle Martin2014
Runs scored:	45, Whit Merrifield2010
Hits:	57, Christian Walker2011
RBI:	44, Alex Destino.....2016
Doubles:	13, Adrian Morales2011
Triples:	5, Elliott Caldwell2015
Home runs:	18, Wes Clarke2021
Total bases:	102, Wes Clarke2021
Walks:	31, Scott Wingo2011 31, Nick Ebert.....2009
Strikeouts:	39, Evan Marzilli2011
Sac hits:	7, Peter Mooney2011 7, Adrian Morales2010 7, Scott Wingo2009 7, Graham Saiko2013
Sac flies:	7, Graham Saiko2013
Stolen bases:	15, Tanner English2014
Hit by pitch:	15, Jonah Bride2016

Fielding

Putouts:	374, Kyle Martin2014
Assists:	127, Scott Wingo2011
Errors:	12, Max Schrock2015 12, Joey Pankake2012

Pitching

Wins:	8, Michael Roth.....2011
Losses:	4, Thomas Farr2021 4, Adam Hill2017 4, Wil Crowe2017
Appearances:	26, John Taylor.....2011
Games Started:	11, Clarke Schmidt2016 11, Michael Roth.....2011
Complete Games:	2, Sam Dyson2009
Saves:	12, Matt Price2011
Innings Pitched:	78.0, Michael Roth.....2011
Walks:	29, Braden Webb.....2016
Strikeouts:	82, Clarke Schmidt2016

TEAM SINGLE GAME

Batting

At bats:	58, vs. Florida	March 26, 2021
Runs scored:	24, vs. College of Charleston	March 22, 2011
Hits:	25, vs. Alabama.....	May 2, 2010
RBI's:	24, vs. College of Charleston	March 22, 2011
Doubles:	8, vs. Presbyterian	March 3, 2010
Triples:	2, vs. Dayton	Feb. 19, 2021
	2, (Charleston Southern)	February 25, 2018
	2, vs. USC Upstate.....	March 12, 2013
	2, vs. Long Beach State	March 6, 2009
Home runs:	7, vs. Winthrop.....	Feb. 23, 2021
	7, vs. Winthrop.....	May 5, 2010
Total bases:	44, vs. Alabama	May 2, 2010
Walks:	15, vs. Georgia	March 27, 2015
Strikeouts:	19, (Florida).....	March 26, 2021
Sac hits:	5, vs. Texas A&M.....	May 15, 2016
Sac flies:	4, vs. Georgia.....	March 29, 2015
Stolen bases:	6, vs. Davidson	March 16, 2016
	6, vs. Furman.....	March 9, 2016
	6, vs. Holy Cross.....	Feb. 16, 2020
Hit by pitch:	7, (Wofford).....	March 11, 2009
Runners LOB:	17, (Florida).....	March 26, 2021
	17, vs. Mississippi State.....	May 9, 2021
	17 vs. Tennessee	April 7, 2012
Hit into DP:	4, (Kentucky).....	April 28, 2017
	4, vs. Presbyterian	May 14, 2013
	4, vs. Kentucky	April 21, 2013
	4, (Brown)	March 13, 2010
	4, (Auburn).....	April 19, 2009

Fielding

Putouts:	42, vs. Florida	March 26, 2021
	42, vs. Tennessee.....	March 28, 2014
Assists:	19, vs. Connecticut.....	June 11, 2011
	19, vs. Alabama.....	April 30, 2010
Errors:	5, (Holy Cross)	Feb. 15, 2020
	5, (Charleston Southern)	March 11, 2016
	5, (Florida).....	April 13, 2014
	5, (Liberty)	June 1, 2013
	5, (Elon)	February 24, 2012
	5, vs. Arkansas	May 13, 2011
	5, vs. Georgia.....	March 18, 2011
	5, (Brown)	March 13, 2010
Passed Balls:	3, (USC Upstate)	May 4, 2016
	3, vs. Gardner-Webb	March 6, 2019
DP's turned:	4 vs. Kentucky	April 28, 2017
	4, (Presbyterian).....	May 14, 2013
	4, (Kentucky).....	April 21, 2013
	4, vs. Brown.....	March 13, 2010
	4, vs. Auburn	April 19, 2009
Wild pitches:	6, vs. Mississippi State.....	May 7, 2021
	6, (Rhode Island)	June 5, 2016

Miscellaneous

Largest Victory:	21 runs - South Carolina 23, Rhode Island 2	June 5, 2016
Longest Game:	14 innings - South Carolina 3, Tennessee 2.....	March 28-29/2014
	14 innings - South Carolina 9, Florida 8.....	March 26/27, 2021
Most Runs/Inning:	10 runs, 3rd Inning vs. Valparaiso.....	March 9, 2010

TEAM THREE-GAME SERIES

Batting

At bats:	126, vs. Tennessee	March 30, 2014
Runs scored:	41, vs. Bucknell.....	February 15-16, 2014
Hits:	47, vs. Alabama.....	April 30-May 2, 2010
RBI's:	35, vs. Bucknell.....	February 15-16, 2014
	35 (Vanderbilt)	May 3-5, 2019
Doubles:	12, vs. Alabama.....	April 30-May 2, 2010
Triples:	3, vs. Charleston Southern	February 23-25, 2018
	3, vs. Mississippi State.....	April 13-15, 2012
	3, vs. Long Beach State	March 6-8, 2009
Home runs:	10, vs. Long Beach State	March 6-8, 2009
	10, vs. Vanderbilt.....	May 1-3, 2009
	10, vs. Utah Valley.....	February 22-24, 2019
Total bases:	88, vs. Alabama.....	April 30-May 2, 2010
Walks:	30, vs. VMI	February 16-18, 2018
Strikeouts:	45, (Florida).....	March 26-28, 2021
Sac hits:	6, vs. Tennessee	April 6-8, 2012
	6, vs. Santa Clara	February 18-20, 2011
	6, vs. Brown.....	March 12-14, 2010
	6, (LSU)	March 20-22, 2009
Stolen bases:	11 vs. Holy Cross.....	February 14-16, 2020
Hit by pitch:	9, vs. Florida	March 26-28, 2021
	9 (Wright State)	February 24-26, 2017
	9 vs. Northwestern.....	February 22-24, 2020

Fielding

Putouts:	96, vs. Florida	March 26-28, 2021
	96, vs. Tennessee.....	March 28-30, 2014
Assists:	41, (Alabama)	March 24-26, 2017
Errors:	9, (Brown)	March 12-14, 2010
	9, (Holy Cross)	February 14-16, 2020

INDIVIDUAL SEASON

Batting

At bats:	1,380	2016
Runs scored:	315	2010
Hits:	425	2014
RBI's:	300	2010
Doubles:	85	2011
Triples:	13	2012
Home runs:	69	2010
Total bases:	723	2010
Walks:	197	2011
Strikeouts:	293	2021
Sac hits:	38	2011
Sac flies:	26	2013
Stolen bases:	55	2016
Hit by pitch:	51	2016
	51	2010

Fielding

Putouts:	1,134	2014
Assists:	426	2014
Errors:	48	2015

Pitching

Wins:	36	2011
Losses:	15	2019
Games:	41	2016
	41	2014
Best Winning Pct.	.900	2011
Complete Games:	3	2009

TOP-10 SEASON ATTENDANCE TOTALS

Top-10 Single Season Attendance Marks at Carolina Stadium

305,564	41 dates (avg. 7,452)	2014
297,279	40 dates (avg. 7,431)	2011
295,389	39 dates (avg. 7,574)	2012
293,677	41 dates (avg. 7,162)	2016
260,605	35 dates (avg. 7,445)	2013
258,407	36 dates (avg. 7,177)	2017
250,057	34 dates (avg. 7,354)	2015
241,582	36 dates (avg. 6,710)	2010
231,360	34 dates (avg. 6,804)	2009
223,567	33 dates (avg. 6,774)	2018

FOUNDERS PARK FIRSTS

First Pitch - South Carolina right-hander Sam Dyson threw a strike swinging to Duquesne's Bill Torre in the inaugural opener. (2/21/09)

First Out - South Carolina right-hander Sam Dyson struck out Duquesne's Bill Torre in the top of the first inning in the inaugural opener. (2/21/09)

First Strikeout - South Carolina right-hander Sam Dyson struck out Duquesne's Bill Torre in the top of the first inning in the inaugural opener. (2/21/09)

First Walk - South Carolina center fielder Whit Merrifield walked in the bottom of the first inning against Duquesne pitcher Gary Pierpont in the inaugural opener. (2/21/09)

First Stolen Base - South Carolina center fielder Whit Merrifield stole second base in the bottom of the first inning against Duquesne in the inaugural opener. (2/21/09)

First Base Hit - South Carolina designated hitter Parker Bangs hit a two-out RBI base hit to left field to score Whit Merrifield in the bottom of the first inning against Duquesne in the inaugural opener. (2/21/09)

First RBI and Run Scored - South Carolina designated hitter Parker Bangs hit a two-out RBI base hit to left field to score Whit Merrifield in the bottom of the first inning against Duquesne in the inaugural opener. (2/21/09)

First Double - Duquesne's Mark Caroll hit a double off South Carolina's Sam Dyson in the top of the fourth inning of the inaugural opener. (2/21/09)

First Sacrifice Fly - South Carolina's Parker Bangs recorded a sacrifice fly in the bottom of the fourth inning vs. Duquesne in the inaugural opener. (2/21/09)

First Home Run - South Carolina outfielder DeAngelo Mack hit a three-run homer in the bottom of the fourth inning to center field in the 13-0 win vs. Duquesne in the inaugural opener. (2/21/09)

First Shutout - South Carolina defeated Duquesne 13-0 in the inaugural opener. (2/21/09)

First Triple - South Carolina outfielder DeAngelo Mack tripled in the bottom of the eighth inning in a 6-4 win over Charleston Southern. (3/4/09)

First Grand Slam - South Carolina shortstop Bobby Haney hit a grand slam home run in a 20-6 win over College of Charleston. (4/14/09)

LARGEST SINGLE GAME CROWDS AT FOUNDERS PARK

Single-Game Sellouts at Founders Park (55 all-time)

8,242	vs. Clemson	February 28 2020 (L, 1-7)
8,242	vs. Clemson	March 3, 2019 (W, 14-3)
8,242	vs. Clemson	March 2, 2018 (W, 3-2)
8,242	vs. UNC Greensboro	February 17, 2017 (W, 7-1)
8,242	vs. UNC Greensboro	February 18, 2017 (W, 5-1)
8,242	vs. Clemson	March 5, 2017 (L, 5-3, 11 inn.)
8,242	vs. Alabama	Match 25, 2017 (W, 6-5, 10 inn.)
8,242	vs. Texas A&M	May 14, 2016 (L, 5-2)
8,242	vs. Florida	April 29, 2016 (W, 2-1)
8,242	vs. Tennessee	April 9, 2016 (W, 7-4)
8,242	vs. College of Charleston	March 29, 2016 (L, 6-5, 13 inn.)
8,242	vs. Clemson	March 4, 2016 (W, 8-1)
8,242	vs. LSU	May 16, 2015 (L, 8-1)
8,242	vs. LSU	May 15, 2015 (L, 9-2)
8,242	vs. Vanderbilt	April 18, 2015 (W, 3-2)
8,242	vs. Georgia	March 28, 2015 (L, 4-3)
8,242	vs. Clemson	March 2, 2015 (L, 11-4)
8,242	vs. Alabama	April 26, 2014 (L, 2-1)
8,242	vs. Alabama	April 25, 2014 (W, 9-3)
8,242	vs. Florida	April 13, 2014 (L, 6-5)
8,242	vs. Florida	April 12, 2014 (L, 4-3, 13 inn.)
8,242	vs. Florida	April 11, 2014 (W, 4-1)
8,242	vs. Tennessee	March 30, 2014 (W, 8-0)
8,242	vs. Clemson	February 28, 2014 (W, 9-6)
8,242	vs. Eastern Kentucky	February 22, 2014 (W, 2-0)
8,242	vs. Georgia	May 11, 2013 (W, 8-3)
8,242	vs. Texas A&M	March 30, 2013 (W, 6-3)
8,242	vs. Clemson	March 3, 2013 (W, 8-0)
8,242	vs. Liberty	February 15, 2013 (W, 4-3)
8,242	vs. Oklahoma	June 10-11, 2012 (W, 5-1)
8,242	vs. Oklahoma	June 9, 2012 (W, 5-0)
8,242	vs. Clemson	June 3, 2012 (W, 4-3)
8,242	vs. Clemson	June 2, 2012 (W, 5-4, 12 inn.)
8,242	vs. LSU	May 19, 2012 (L, 3-2, 10 inn.)
8,242	vs. LSU	May 18, 2012 (W, 5-4)
8,242	vs. Alabama	April 28, 2012 (W, 9-1)
8,242	vs. Alabama	April 27, 2012 (W, 12-11)
8,242	vs. Mississippi State	April 14, 2012 (W, 5-3)
8,242	vs. Tennessee	April 6, 2012 (L, 5-4)
8,242	vs. Florida	March 24, 2012 (L, 5-4)
8,242	vs. Florida	March 23, 2012 (L, 8-2)
8,242	vs. Florida	March 22, 2012 (W, 9-3)
8,242	vs. Clemson	March 3, 2012 (W, 9-6)
8,242	vs. VMI	February 17, 2012 (W, 2-1)
8,242	vs. Connecticut (NCAA Super Regional)	June 12, 2011 (W, 8-2)
8,242	vs. Connecticut (NCAA Super Regional)	June 11, 2011 (W, 5-1)
8,242	vs. Auburn	April 30, 2011 (W, 10-2)
8,242	vs. Vanderbilt	April 17, 2011 (W, 5-3)
8,242	vs. Vanderbilt	April 16, 2011 (L, 6-4)
8,242	vs. Vanderbilt	April 15, 2011 (W, 3-1)
8,242	vs. Kentucky	April 2, 2011 (W, 4-3, 10 inn.)
8,242	vs. Clemson	March 4, 2011 (W, 6-3)
8,242	vs. Santa Clara	February 19, 2011 (W, 2-1)
8,242	vs. Santa Clara	February 18, 2011 (W, 12-5)
8,242	vs. Florida	May 21, 2010 (L, 5-2)

South Carolina All-Time record in sellouts (38-17 (.691))

HOME ATTENDANCE FIGURES

Year	Dates	Total	Average
Founders Park (park formerly known as Carolina Stadium 2009-15)			
2021	33	92,556	2,804
2020	13	75,154	5,781
2019	31	197,936	6,385
2018	33	229,434	6,774
2017	36	258,407	7,177
2016	41	293,677	7,162
2015	34	250,057	7,354
2014	41	305,564	7,452
2013	35	260,605	7,445
2012	39	295,389	7,574
2011	40	297,279	7,431
2010	36	241,582	6,710
2009	34	231,360	6,804
Sarge Frye Field			
2008	35	167,393	4,782
2007	32	159,545	4,985
2006	35	133,652	3,818
2005	33	112,984	3,423
2004	41	159,142	3,881
2003	35	105,220	3,086
2002	41	151,521	3,695
2001	37	145,616	3,935
2000	41	134,207	3,273
1999	35	57,829	1,652
1998	38	54,416	1,424
1997	36	41,197	1,153
1996	26	34,657	1,333
1995	32	37,351	1,167
1994	35	55,572	1,588
1993	32	47,439	1,482
1992	25	41,251	1,650
1991	30	41,780	1,393
1990	30	44,026	1,468
1989	31	38,049	1,227
1988	28	48,232	1,786
1987	33	55,968	1,696
1986	29	43,375	1,496
1985	37	84,000	2,270
1984	29	38,550	1,329
1983	24	37,100	1,546
1982	35	87,350	2,496
1981	33	76,432	2,316
Sarge Frye Field was officially named on May 11, 1980			
1980	26	67,650	2,602
1979	33	71,000	2,152
1978	28	37,550	1,341
1977	30	52,400	1,747
Attendance figures began to be recorded in 1977. Dates does not always reflect games played.			
Sarge Frye Field Attendance Totals			
32 seasons	1,045	2,462,454	2,356
Founders Park Attendance Totals			
12 seasons	446	3,029,000	6,792
South Carolina's Home Record at Founders Park			
2009	26-9	.743	
2010	30-6	.833	
2011	36-4	.900	
2012	32-7	.821	
2013	31-6	.838	
2014	34-7	.829	
2015	25-11	.694	
2016	34-7	.829	
2017	23-13	.639	
2018	24-9	.727	
2019	18-15	.545	
2020	10-3	.769	
2021	23-10	.697	

South Carolina owns a 23-7 (.767) postseason record at Founders Park. The Gamecocks are 65-15 (.813) all-time in postseason home games in Columbia, S.C.



Reese Havens celebrates as he circles the bases after his two-run homer in the bottom of the 9th inning to win the game vs. Tennessee.



Gamecock players and fans celebrate after Havens connects with the game-winning home run in the final game at Sarge Frye Field.

**May 17, 2008
South Carolina 10
Tennessee 8**

On an emotional final day at Sarge Frye Field and with an SEC Tournament berth on the line, South Carolina shortstop Reese Havens launched a two-run homer in the bottom of the ninth inning to lift the Gamecocks to a 10-8 win over Tennessee in the final regular season game of the season.

The see-saw affair in the rubber game of the series was full of dramatics with the Vols rallying twice from deficits to tie the Gamecocks before Havens' heroics in the bottom of the ninth inning. South Carolina led 8-5 going into the ninth inning when Tennessee mounted its comeback. Shawn Griffin led off with a single and Cody Brown walked to give the Vols a pair of runners with no outs. With one out and the count 0-1 to Jeff Lockwood, Gamecock reliever Brandon Todd threw a fastball down the outer edge of the plate that Lockwood lifted to left field and it just stayed fair for a home run to tie the game at 8-8. The magic then crept from the Tennessee dugout to the first base dugout on the Carolina side for the bottom of the ninth inning. Gamecock outfielder Harley Lail blooped a single into center field to lead off the frame followed by a sacrifice bunt from Scott Wingo. Havens then worked the count against left-handed reliever Joey Rosas to 2-2 before delivering a drive to right center for his 16th homer of the year and creating a wild frenzy inside Sarge Frye Field.

Todd, who battled and got the Gamecocks out of a jam in the seventh inning in a key situation, earned the win and is 3-1 on the year. He went 2.2 innings and struck out two to pick up the victory. Rosas suffered the loss and is 4-3 on the year. He allowed two runs on two hits in 0.2 innings pitched.

South Carolina outit Tennessee 16-11 on the afternoon with James Darnell finishing 4-for-5 with a homer and five RBI. Havens went 2-for-4 with three runs and three RBI and Justin Smoak reached base all five times with a 3-for-3 performance with three runs scored. Harley Lail and Scott Wingo also had two hits on the afternoon. Tennessee was led by Kentrail Davis, Shawn Griffin, Jeff Lockwood and Yan Gomes who all had two hits apiece for the Vols.

Tennessee went ahead first in the game with a run in the first inning as Griffin delivered a two-out solo home run to left center off of Gamecock starter Blake Cooper. The Gamecocks came back in the bottom half with two runs though and took a 2-1 lead as Smoak and Darnell tallied consecutive RBI doubles. That lead increased to 3-1 in the third inning as Lail had a two-out RBI infield single to score Justin Smoak. Tennessee would tie the game at 3-3 in the fifth inning as Brown delivered with a two-run single scoring a run.

Both teams received solid efforts out of their starting pitchers as Cooper and Tennessee starter Ty'Relle Harris kept the offenses at bay through the first half of the game.

Carolina would get to Harris in the sixth inning with four runs to go ahead 7-3. Havens drove in a run on a long fly ball to right center that almost went out and was dropped by right fielder Josh Liles along with a three-run homer from Darnell. The Vols would creep to within two runs though in the top of the seventh inning and knocked Cooper from the game. Liles singled to score a run and Lima was hit by pitch with the bases loaded. Todd however limited the damage with a strikeout against Lockwood followed by a groundout to shortstop to keep Tennessee behind by two runs. Carolina scored a run in the eighth inning on a RBI single by Darnell.

NCAA TOURNAMENT RECORD
(includes College World Series)

Year	Won	Lost	Pct.
2021	1	2	.333
2018	4	2	.667
2016	4	3	.571
2014	2	2	.500
2013	4	2	.667
2012	9	3	.750
2011	10	0	1.000
2010	11	1	.917
2009	2	2	.500
2008	2	2	.500
2007	4	2	.667
2006	4	3	.571
2005	3	2	.600
2004	8	2	.800
2003	6	2	.750
2002	9	4	.692
2001	5	3	.625
2000	4	2	.667
1998	2	2	.500
1993	1	2	.333
1992	2	2	.500
1988	3	2	.600
1986	1	2	.333
1985	4	2	.667
1984	2	2	.500
1983	0	2	.000
1982	4	2	.667
1981	5	2	.714
1980	2	2	.500
1977	7	3	.700
1976	1	2	.333
1975	7	2	.778
1974	4	2	.667
Totals	137	71	.659

COLLEGE WORLD SERIES RECORD

Year	Won	Lost	Pct.
2012	4	3	.571
2011	5	0	1.000
2010	6	1	.857
2004	3	2	.600
2003	1	2	.333
2002	4	2	.667
1985	0	2	.000
1982	0	2	.000
1981	2	2	.500
1977	3	2	.600
1975	4	2	.667

2021
NCAA Regional at Columbia, S.C.
Won 1, Lost 2
South Carolina def. Virginia 4-3
Old Dominion def. South Carolina 2-1
Virginia def. South Carolina 3-2

2018
NCAA Super Regional at Fayetteville, Ark.
Won 1, Lost 2
Arkansas def. South Carolina 9-3
South Carolina def. Arkansas 8-5
Arkansas def. South Carolina 14-4
NCAA Regional at Greenville, N.C.
Won 3, Lost 0 (Finished 1st)
South Carolina def. Ohio State 8-3
South Carolina def. East Carolina 4-2
South Carolina def. UNCW 8-4

2016
NCAA Super Regional at Columbia, S.C.
Won 0, Lost 2
Oklahoma State def. South Carolina 5-1
Oklahoma State def. South Carolina 3-1
NCAA Regional at Columbia, S.C.
Won 4, Lost 1 (Finished 1st)
Rhode Island def. South Carolina 5-4
South Carolina def. Duke 4-2
South Carolina def. Rhode Island 23-2
South Carolina def. UNCW 10-1
South Carolina def. UNCW 10-5

2014
NCAA Regional at Columbia, S.C.
Won 2, Lost 2 (Finished 2nd)
South Carolina def. Campbell 5-2
Maryland def. South Carolina 4-3
South Carolina def. Campbell 9-0
Maryland def. South Carolina 10-1

2013
NCAA Super Regional at Chapel Hill, N.C.
Won 1, Lost 2
North Carolina def. South Carolina 6-5
South Carolina def. North Carolina 8-0
North Carolina def. South Carolina 5-4
NCAA Regional at Columbia, S.C.
Won 3, Lost 0 (Finished 1st)
South Carolina def. Saint Louis 7-3
South Carolina def. Liberty 19-3
South Carolina def. Liberty 6-4

2012
College World Series at Omaha, Neb.
Won 4, Lost 3 (Finished 2nd)
South Carolina def. Florida 7-3
Arkansas def. South Carolina 2-1
South Carolina def. Kent State 4-2
South Carolina def. Arkansas 2-0
South Carolina def. Arkansas 3-2

Championship Series
Arizona def. South Carolina 5-1
Arizona def. South Carolina 4-1
NCAA Super Regional at Columbia, S.C.
Won 2, Lost 0
South Carolina def. Oklahoma W, 5-0
South Carolina def. Oklahoma W, 5-1
NCAA Regional at Columbia, S.C.
Won 3, Lost 0 (Finished 1st)
South Carolina def. Manhattan 7-0
South Carolina def. Clemson 5-4 (12 inn.)
South Carolina def. Clemson 4-3

2011
College World Series at Omaha, Neb.
Won 5, Lost 0 (Won National Championship)
South Carolina def. Texas A&M 5-4
South Carolina def. Virginia 7-1
South Carolina def. Virginia 3-2 (13 inn.)
Championship Series
South Carolina def. Florida W, 2-1 (11 inn.)
South Carolina def. Florida W, 5-2
NCAA Super Regional at Columbia, S.C.
Won 2, Lost 0
South Carolina def. Connecticut W, 5-1
South Carolina def. Connecticut W, 8-2
NCAA Regional at Columbia, S.C.
Won 3, Lost 0 (Finished 1st)



South Carolina def. Georgia Southern W, 2-1
South Carolina def. Stetson W, 11-5
South Carolina def. Stetson W, 8-2

2010
College World Series at Omaha, Neb.
Won 6, Lost 1 (Won National Championship)
Oklahoma def. South Carolina 4-3
South Carolina def. Arizona State 11-4
South Carolina def. Oklahoma 3-2 (12 inn.)
South Carolina def. Clemson 5-1
South Carolina def. Clemson 4-3

Championship Series
South Carolina def. UCLA 7-1
South Carolina def. UCLA 2-1 (11 inn.)
NCAA Super Regional at Myrtle Beach, S.C.
Won 2, Lost 0
South Carolina def. Coastal Carolina 4-3
South Carolina def. Coastal Carolina 10-9
NCAA Regional at Columbia, S.C.
Won 3, Lost 0 (Finished 1st)
South Carolina def. Bucknell 9-5
South Carolina def. The Citadel 9-4
South Carolina def. Virginia Tech 10-2

2009
NCAA Regional at Greenville, N.C.
Won 2, Lost 2 (Finished 2nd)
South Carolina def. George Mason 11-3
South Carolina def. East Carolina 12-2
East Carolina def. South Carolina 8-6
East Carolina def. South Carolina 10-9 (10 inn.)

2008
NCAA Regional at Raleigh, N.C.
Won 2, Lost 2 (Finished 2nd)
South Carolina def. Charlotte 15-8
NC State def. South Carolina 5-4
South Carolina def. James Madison 7-5
NC State def. South Carolina 2-1

2007
NCAA Super Regional at Chapel Hill, N.C.
Won 1, Lost 2
North Carolina def. South Carolina 9-6
South Carolina def. North Carolina 8-6
North Carolina def. South Carolina 9-4
NCAA Regional at Columbia, S.C.
Won 3, Lost 0 (Finished 1st)
South Carolina def. Wofford 9-1
South Carolina def. Charlotte 12-8
South Carolina def. Charlotte 11-6

2006
NCAA Super Regional at Athens, Ga.
Won 1, Lost 2
South Carolina def. Georgia 15-6
Georgia def. South Carolina 11-5
Georgia def. South Carolina 11-6
NCAA Regional at Charlottesville, Va.
Won 3, Lost 1 (Finished 1st)
South Carolina def. Evansville 4-2
South Carolina def. Virginia 8-2

Evansville def. South Carolina 15-5
South Carolina def. Evansville 5-1

2005
NCAA Regional at Atlanta, Ga.
Won 3, Lost 2 (Finished 2nd)
South Carolina def. Michigan 6-5
Georgia Tech def. South Carolina 10-2
South Carolina def. Michigan 4-3
South Carolina def. Georgia Tech 8-3
Georgia Tech def. South Carolina 5-0

2004
College World Series at Omaha, Neb.
Won 3, Lost 2 (Finished T3rd)
Cal State Fullerton def. South Carolina 2-0
South Carolina def. LSU 15-4
South Carolina def. Miami (Fla.) 15-11
South Carolina def. Cal State Fullerton 5-3
Cal State Fullerton def. South Carolina 4-0
NCAA Super Regional at Columbia, S.C.
Won 2, Lost 0
South Carolina def. East Carolina 4-2
South Carolina def. East Carolina 5-3
NCAA Regional at Columbia, S.C.
Won 3, Lost 0 (Finished 1st)
South Carolina def. The Citadel 12-4
South Carolina def. North Carolina 5-2
South Carolina def. North Carolina 7-6

2003
College World Series at Omaha, Neb.
Won 1, Lost 2 (Finished T5th)
Stanford def. South Carolina 8-0
South Carolina def. LSU 11-10
Stanford def. South Carolina 13-6
NCAA Super Regional at Columbia, S.C.
Won 2, Lost 0
South Carolina def. North Carolina 5-4
South Carolina def. North Carolina 14-4
NCAA Regional at Atlanta, Ga.
Won 3, Lost 0 (Finished 1st)
South Carolina def. East Carolina 4-0
South Carolina def. Stetson 7-2
South Carolina def. Stetson 9-3

2002
College World Series at Omaha, NE
Won 4, Lost 2 (Finished 2nd)
Georgia Tech def. South Carolina 11-0
South Carolina def. Nebraska 10-8
South Carolina def. Georgia Tech 9-5
South Carolina def. Clemson 12-4
South Carolina def. Clemson 10-2
Texas def. South Carolina 12-6
NCAA Super Regional at Columbia, S.C.
Won 2, Lost 1
South Carolina def. Miami (Fla.) 10-7
Miami (Fla.) def. South Carolina 5-2
South Carolina def. Miami (Fla.) 6-4
NCAA Regional at Columbia, S.C.
Won 3, Lost 1 (Finished 1st)
South Carolina def. Va. Commonwealth 6-3
South Carolina def. North Carolina 9-6
North Carolina def. South Carolina 8-4
South Carolina def. North Carolina 3-1

2001
NCAA Super Regional at Palo Alto, Calif.
Won 1, Lost 2
 Stanford def. South Carolina 11-1
 South Carolina def. Stanford 4-3
 Stanford def. South Carolina 3-2
NCAA Regional at Columbia, S.C.
Won 4, Lost 1 (Finished 1st)
 South Carolina def. The Citadel 16-0
 Central Florida def. South Carolina 8-6
 South Carolina def. Princeton 11-7
 South Carolina def. Central Florida 9-7
 South Carolina def. Central Florida 5-2

2000
NCAA Super Regional at Columbia, S.C.
Won 1, Lost 2
 South Carolina def. La-Lafayette 6-3
 La.-Lafayette def. South Carolina 7-1
 La.-Lafayette def. South Carolina 3-2
NCAA Regional at Columbia, S.C.
Won 3, Lost 0 (Finished 1st)
 South Carolina def. Liberty 6-4
 South Carolina def. Wake Forest 6-1
 South Carolina def. Wake Forest 8-4

1998
Atlantic Region Tournament at Coral Gables, Fla.
Won 2, Lost 2 (Finished 3rd)
 South Carolina def. Florida International 21-9
 South Carolina def. Texas Tech 9-8
 Miami (Fl.) def. South Carolina 14-2
 North Carolina def. South Carolina 4-2

1993
Atlantic Region Tournament at Atlanta, Ga.
Won 1, Lost 2 (Finished 4th)
 South Carolina def. East Carolina 6-5
 Wichita State def. South Carolina 3-2
 Georgia Tech def. South Carolina 12-0

1992
Atlantic Region Tournament at Coral Gables, Fla.
Won 2, Lost 2 (Finished 3rd)
 South Carolina def. Notre Dame 5-1
 South Carolina def. N.C. State 9-6
 Miami (Fl.) def. South Carolina 17-2
 Notre Dame def. South Carolina 11-2

1988
Atlantic Region Tournament at Coral Gables, Fla.
Won 3, Lost 2 (Finished 2nd)
 South Carolina def. James Madison 3-2
 Georgia Tech def. South Carolina 7-6
 South Carolina def. Towson State 5-1
 South Carolina def. Georgia Tech 5-0
 Miami (Fl.) def. South Carolina 10-3

1986
Atlantic Region Tournament at Coral Gables, Fla.
Won 1, Lost 2 (Finished 4th)
 South Carolina def. Alabama 5-3
 Miami (Fl.) def. South Carolina 7-5
 Alabama def. South Carolina 8-7

1985
College World Series at Omaha, Neb.
Won 0, Lost 2 (Finished 8th)
 Arkansas def. South Carolina 1-0 (14)
 Oklahoma State def. South Carolina 16-11
East Region Tournament at Columbia, S.C.
Won 4, Lost 0 (Finished 1st)
 South Carolina def. LaSalle 11-1
 South Carolina def. St. John's 13-6
 South Carolina def. Western Carolina 14-3
 South Carolina def. LaSalle 4-2

1984
South II Region Tournament at Starkville, Miss.
Won 2, Lost 2 (Finished 3rd)
 South Carolina def. Mississippi State 4-1
 South Carolina def. North Carolina 5-4
 New Orleans def. South Carolina 6-5
 Mississippi State def. South Carolina 18-9

1983
East Region Tournament at Chapel Hill, N.C.
Won 0, Lost 2 (Finished 5th)
 James Madison def. South Carolina 9-4

Delaware def. South Carolina 12-11

1982
College World Series at Omaha, Neb.
Won 0, Lost 2 (Finished 7th)
 Stanford def. South Carolina 15-4
 Oklahoma State def. South Carolina 10-8
East Region Tournament at Columbia, S.C.
Won 4, Lost 0 (Finished 1st)
 South Carolina def. West Virginia 7-0
 South Carolina def. The Citadel 6-4
 South Carolina def. The Citadel 11-2
 South Carolina def. West Virginia 2-1

1981
College World Series at Omaha, Neb.
Won 2, Lost 2 (Finished 4th)
 Oklahoma State def. South Carolina 8-5
 South Carolina def. Maine 12-7
 South Carolina def. Mississippi State 6-5
 Arizona State def. South Carolina 10-7
East Region Tournament at Columbia, S.C.
Won 3, Lost 0 (Finished 1st)
 South Carolina def. Temple 15-6
 South Carolina def. Memphis State 8-5
 South Carolina def. Memphis State 11-5

1980
Atlantic Region Tournament at Clemson, S.C.
Won 2, Lost 2 (Finished 2nd)
 South Carolina def. Georgia Southern 7-2
 Clemson def. South Carolina 6-2
 South Carolina def. East Tennessee State 8-5
 Clemson def. South Carolina 17-12

1977
College World Series at Omaha, Neb.
Won 3, Lost 2 (Finished 2nd)
 South Carolina def. Baylor 3-2 (10)
 South Carolina def. Los Angeles State 6-2
 South Carolina def. SIU-Carbondale 5-4
 Arizona State def. South Carolina 6-2
 Arizona State def. South Carolina 2-1
Atlantic Region Tournament at Columbia, S.C.
Won 4, Lost 1 (Finished 1st)
 South Alabama def. South Carolina 7-6
 South Carolina def. East Carolina 4-1
 South Carolina def. South Alabama 11-2
 South Carolina def. Wake Forest 5-2
 South Carolina def. Wake Forest 6-1

1976
Atlantic Region Tournament at Columbia, S.C.
Won 1, Lost 2 (Finished 3rd)
 South Carolina def. Virginia Tech 7-6
 Clemson def. South Carolina 7-4
 Furman def. South Carolina 12-1

1975
College World Series at Omaha, Neb.
Won 4, Lost 2 (Finished 2nd)
 South Carolina def. Seton Hall 3-1
 South Carolina def. Eastern Michigan 5-1
 South Carolina def. Arizona State 6-3
 Texas def. South Carolina 17-6
 South Carolina def. Arizona State 4-1
 Texas def. South Carolina 5-1
Atlantic Region Tournament at Columbia, S.C.
Won 3, Lost 0 (Finished 1st)
 South Carolina def. The Citadel 11-3
 South Carolina def. Temple 15-0
 South Carolina def. N.C. State 4-3

1974
District III Tournament at Starkville, Miss.
Won 4, Lost 2 (Finished 2nd)
 South Carolina def. N.C. State 9-0
 South Carolina def. East Carolina 5-1
 Miami (Fl.) def. South Carolina 5-0
 South Carolina def. Georgia Southern 1-0
 South Carolina def. Miami (Fl.) 3-1
 Miami (Fl.) def. South Carolina 2-1

COLLEGE WORLD SERIES MOST OUTSTANDING PLAYER

2011 — Scott Wingo
2010 — Jackie Bradley Jr.

COLLEGE WORLD SERIES ALL-TOURNAMENT TEAM

2012 — Evan Marzilli, OF; Michael Roth, P; Christian Walker, 1B;
2011 — Robert Beary, C; Peter Mooney, SS; Matt Price, P; Michael Roth, P; Brady Thomas, DH; Christian Walker, 1B; Scott Wingo, 2B
2010 — Christian Walker, 1B; Evan Marzilli, OF; Brady Thomas, DH; Jackie Bradley Jr. OF
2004 — Steve Pearce, 1B; Landon Powell, C; Bryan Triplett, 3B
2002 — Justin Harris, OF; Landon Powell, C
1981 — Rod Carraway, SS
1977 — Mookie Wilson, OF (unanimous); Randy Martz, P; Chuck McLean, OF
1975 — Earl Bass, P; Mark Van Bever, 2B; Steve Cook, OF

NCAA REGIONAL MVP

2018 Greenville — Danny Blair, OF
2016 Columbia — Tyler Johnson, P
2013 Columbia — Kyle Martin, 1B
2012 Columbia — Adam Matthews, OF
2011 Columbia — Robert Beary, C
2010 Columbia — Adrian Morales, 3B
2008 Raleigh — Justin Smoak, 1B
2007 Columbia — Justin Smoak, 1B
2006 Charlottesville — Phil Disher, DH
2004 Columbia — Steve Pearce, 1B
2003 Atlanta — Landon Powell, C
2002 Columbia — Yaron Peters, 1B
2001 Columbia — Kip Bouknight, P
2000 Columbia — Peter Bauer, P
1985 East — Mike Cook, P
1982 East — Greg Morhardt, 1B
1981 East — Jim Curl, 1B

NCAA REGIONAL ALL-TOURNAMENT TEAM

2018 Greenville — Justin Row 2B; LT Tolbert SS; Danny Blair OF; Carlos Cortes DH; Cody Morris P
2016 Columbia — DC Arendas, 3B; Gene Cone, OF; Alex Destino, DH; Tyler Johnson, P; Hunter Taylor, C
2014 Columbia — DC Arendas, 2B; Wil Crowe, P; Tanner English, OF; Kyle Martin, 1B; Max Schrock, DH/UT
2013 Columbia — Tanner English, OF; Grayson Greiner, C; Kyle Martin, 1B; Jordan Montgomery, P; Joey Pankake, SS; Graham Saiko, OF
2012 Columbia — LB Dantzler, 3B; Colby Holmes, P; Adam Matthews, OF; Jordan Montgomery, P; Joey Pankake, SS; Chase Vergason, 2B
2011 Columbia — Robert Beary, C; Evan Marzilli, OF; Adrian Morales, 3B; Michael Roth, P; Christian Walker, 1B; Scott Wingo, 2B
2010 Columbia — Jackie Bradley Jr., OF; Blake Cooper, P; Kyle Enders, C; Evan Marzilli, DH; Adrian Morales, OF; Brady Thomas, DH
2009 Greenville — Jackie Bradley, Jr., OF; Blake Cooper, P; Justin Dalles, C; Bobby Haney, SS
2008 Raleigh — Blake Cooper, P; Reese Havens, SS; DeAngelo Mack, OF; Whit Merrifield, OF; Justin Smoak, 1B
2007 Columbia — Andrew Crisp, OF; James Darnell, 3B; Phil Disher, C; Curtis Johnson, P; Trent Kline, C; Justin Smoak, 1B
2006 Charlottesville — Chris Brown, 2B; Mike Cisco, P; Phil Disher, C; Neil Giesler, 3B; Wynn Pelzer, P
2005 Atlanta — Michael Campbell, OF; Neil Giesler, 3B; Steve Pearce, 1B
2004 Columbia — Matt Campbell, P; Michael Campbell, OF; Kevin Melillo, 2B; Steve Pearce, 1B; Mark Stanley, OF; Bryan Triplett, 3B
2003 Atlanta — Chris Hernandez, P; Kevin Melillo, 2B; Landon Powell, C; Steven Tolleson, OF; Bryan Triplett, 1B
2002 Columbia — Justin Harris, 2B; Drew Meyer, SS; Yaron Peters, 1B; Blake Taylor, P
2001 Columbia — Kip Bouknight, P; Lee Gronkiewicz, P; Marcus McBeth, OF; Michael Floyd, OF; Bryon Jeffcoat, 2B; Tim Whittaker, C; Garris Gonce, OF
2000 Columbia — Peter Bauer, P; Drew Meyer, SS; John McHenry, IF; Brandon Pack, C; Chris Plummer, 3B
1998 Atlantic — Ryan Bordenick, C; Derick Urquhart, OF; Jay Lambert, 2B
1992 Atlantic — Jerry Shepherd, OF
1988 Atlantic — Skeets Thomas, OF; Brian Williams, P; Adrian Adkins, DH
1986 Atlantic — Dave Hollins, 3B
1985 East — Jeff Barns, SS; Dave Hollins, 3B; Scott Mackie, OF; Rob Rinehart, OF; Charlie Aldrich, DH; Mike Cook, P
1984 South II — Kent Anderson, SS; Greg Morhardt, 1B
1982 East — Joe Kucharski, P; Chris Boyle, C; Greg Morhardt, 1B; John Sullivan, 3B; Kent Anderson, SS; Phillip Wilson, OF
1981 East — Bobby Kish, P; Rob Lowery, C; Jim Curl, 1B; Robby Vollmer, OF
1980 Atlantic — Greg Jonson, SS; Joe McCarthy, OF



The Gamecocks celebrate winning the 2004 SEC Tournament after a 3-2 win vs. Vanderbilt.

SEC TOURNAMENT RECORD

Year	Won	Lost	Pct.
2021	0	1	.000
2019	0	1	.000
2018	1	2	.333
2017	3	2	.600
2016	0	2	.000
2015	0	1	.000
2014	0	2	.000
2013	0	2	.000
2012	1	2	.333
2011	1	2	.333
2010	0	2	.000
2009	1	2	.333
2008	1	2	.333
2007	2	2	.500
2006	1	2	.333
2005	1	2	.333
2004	4	0	1.000
2003	1	2	.333
2002	4	2	.667
2001	3	2	.600
2000	2	2	.500
1999	0	2	.000
1998	0	2	.000
1997	0	1	.000
1995	0	2	.000
1994	0	2	.000
1993	0	2	.000
1992	3	2	.600
Totals	29	50	.367

METRO TOURNAMENT RECORD

Year	Won	Lost	Pct.
1991	3	2	.600
1990	1	2	.333
1989	0	2	.000
1988	2	2	.500
1987	1	2	.333
1986	3	2	.600
1985	3	2	.600
1984	3	2	.600
Totals	16	16	.500

SEC & METRO TOURNAMENT TOTALS

Totals	45	66	.405
---------------	-----------	-----------	-------------

2021

SEC Tournament at Hoover, Ala.
Won 0, Lost 1 (Tied 9th)
 Alabama def. South Carolina 9-3

2019

SEC Tournament at Hoover, Ala.
Won 0, Lost 1 (Tied 9th)
 LSU def. South Carolina 8-6

2018

SEC Tournament at Hoover, Ala.
Won 1, Lost 2 (Tied 7th)
 South Carolina def. Missouri 4-2
 Arkansas def. South Carolina 13-8
 LSU def. South Carolina 6-4 (12 inn.)

2017

SEC Tournament at Hoover, Ala.
Won 3, Lost 2 (Tied 3rd)
 South Carolina def. Vanderbilt 7-4
 Kentucky def. South Carolina 7-2
 South Carolina def. Missouri 10-2
 South Carolina def. Kentucky 3-1
 LSU def. South Carolina 11-0

2016

SEC Tournament at Hoover, Ala.
Won 0, Lost 2 (Tied 7th)
 Ole Miss def. South Carolina 10-4
 Texas A&M def. South Carolina 4-1

2015

SEC Tournament at Hoover, Ala.
Won 0, Lost 1 (Tied 9th)
 Missouri def. South Carolina 5-1

2014

SEC Tournament at Hoover, Ala.
Won 0, Lost 2 (Tied 7th)
 Mississippi State def. South Carolina 12-0 (7 inn.)
 Florida def. South Carolina 7-2

2013

SEC Tournament at Hoover, Ala.
Won 0, Lost 2 (Tied 7th)
 Mississippi State def. South Carolina 5-3
 Vanderbilt def. South Carolina 4-3 (10 inn.)

2012

SEC Tournament at Hoover, Ala.
Won 1, Lost 2 (Tied 5th)
 Vanderbilt def. South Carolina 3-2
 South Carolina def. Auburn 5-3
 Florida def. South Carolina 7-2

2011

SEC Tournament at Hoover, Ala.
Won 1, Lost 2 (Tied 5th)
 South Carolina def. Auburn 7-3
 Vanderbilt def. South Carolina 7-2
 Georgia def. South Carolina 4-2

2010

SEC Tournament at Hoover, Ala.
Won 0, Lost 2 (Tied 7th)
 Ole Miss def. South Carolina 3-0
 Auburn def. South Carolina 3-1 (12 inn.)

2009

SEC Tournament at Hoover, Ala.
Won 1, Lost 2 (Tied 5th)
 South Carolina def. Alabama 9-5
 Vanderbilt def. South Carolina 5-4
 LSU def. South Carolina 4-1

2008

SEC Tournament at Hoover, Ala.
Won 1, Lost 2 (Tied 5th)
 LSU def. South Carolina 5-4 (10 inn.)
 South Carolina def. Florida 11-3
 Vanderbilt def. South Carolina 7-5

2007

SEC Tournament at Hoover, Ala.
Won 2, Lost 2 (Tied 3rd)
 South Carolina def. Florida 4-3 (12 inn.)
 Arkansas def. South Carolina 6-0
 South Carolina def. Florida 5-3
 Arkansas def. South Carolina 3-2

2006

SEC Tournament at Hoover, Ala.
Won 1, Lost 2 (Tied 5th)
 South Carolina def. Kentucky 4-2
 Vanderbilt def. South Carolina 11-1 (7 inn.)
 Georgia def. South Carolina 16-10

2005

SEC Tournament at Hoover, Ala.
Won 1, Lost 2 (Tied 5th)
 South Carolina def. Tennessee 12-2
 Mississippi State def. South Carolina 6-2
 Tennessee def. South Carolina 4-1

2004

SEC Tournament at Hoover, Ala.
Won 4, Lost 0 (1st)
 South Carolina def. Ole Miss 7-6 (10 inn.)
 South Carolina def. Tennessee 5-1
 South Carolina def. Arkansas 3-2
 South Carolina def. Vanderbilt 3-2

2003

SEC Tournament at Hoover, Ala.
Won 1, Lost 2 (Tied 5th)
 Alabama def. South Carolina 9-7
 South Carolina def. Vanderbilt 3-2
 Auburn def. South Carolina 5-1

2002

SEC Tournament at Hoover, Ala.
Won 4, Lost 2 (2nd)
 South Carolina def. Arkansas 10-1
 LSU def. South Carolina 8-3
 South Carolina def. Arkansas 6-2
 South Carolina def. LSU 10-8
 South Carolina def. LSU 5-4
 Alabama def. South Carolina 6-2

2001

SEC Tournament at Hoover, Ala.
Won 3, Lost 2 (Tied 3rd)
 Miss. State def. South Carolina 2-1
 South Carolina def. Auburn 5-4
 South Carolina def. Georgia 10-2
 South Carolina def. Miss. State 7-6
 Miss. State def. South Carolina 1-0

2000

SEC Tournament at Hoover, Ala.

Won 2, Lost 2 (Tied 3rd)
 Kentucky def. South Carolina 6-4
 South Carolina def. Auburn 11-4
 South Carolina def. Kentucky 12-5
 Florida def. South Carolina 12-4

1999
SEC Tournament at Hoover, Ala.
Won 0, Lost 2 (Tied 7th)
 Mississippi St. def. South Carolina 7-5
 Louisiana State def. South Carolina 2-0

1998
SEC Tournament at Hoover, Ala.
Won 0, Lost 2 (Tied 7th)
 Mississippi St. def. South Carolina 9-8
 Louisiana State def. South Carolina 6-0

1997
SEC Tournament at Columbus, Ga.
Won 0, Lost 1 (Tied 7th)
 Mississippi State def. South Carolina 12-9

1995
SEC East Tournament at Knoxville, Tenn.
Won 0, Lost 2 (Finished 6th)
 Kentucky def. South Carolina 6-2
 Tennessee def. South Carolina 8-0

1994
SEC East Tournament at Lexington, Ky.
Won 0, Lost 2 (Finished 5th)
 Kentucky def. South Carolina 6-5
 Tennessee def. South Carolina 8-1

1993
SEC East Tournament at Columbia, S.C.
Won 0, Lost 2 (Finished 5th)
 Georgia def. South Carolina 3-1
 Vanderbilt def. South Carolina 11-7

1992
SEC Tournament at New Orleans, La.
Won 3, Lost 2 (Finished 3rd)
 Arkansas def. South Carolina 8-6
 South Carolina def. Vanderbilt 14-1
 South Carolina def. Arkansas 9-5
 South Carolina def. Florida 14-4
 Louisiana State def. South Carolina 6-3

1991
Metro Conference Tournament at Salem, Va.
Won 3, Lost 2 (Finished 3rd)
 South Carolina def. Virginia Tech 17-1
 Florida State def. South Carolina 17-0
 South Carolina def. Louisville 7-5
 South Carolina def. Southern Mississippi 10-8
 Florida State def. South Carolina 10-9 (10)

1990
Metro Conference Tournament at Hattiesburg, Miss.
Won 1, Lost 2 (Finished 6th)
 Cincinnati def. South Carolina 6-2
 South Carolina def. Louisville 3-2
 Virginia Tech def. South Carolina 2-1

1989
Metro Conference Tournament at Columbia, S.C.
Won 0, Lost 2 (Finished 6th)
 Memphis State def. South Carolina 11-10
 Virginia Tech def. South Carolina 8-4

1988
Metro Conference Tournament at Tallahassee, Fla.
Won 2, Lost 2 (Finished 2nd)
 South Carolina def. Southern Mississippi 4-2
 Florida State def. South Carolina 9-3
 South Carolina def. Southern Mississippi 6-2
 Florida State def. South Carolina 9-1

1987
Metro Conference Tournament at Columbia, S.C.
Won 1, Lost 2 (Finished 4th)
 South Carolina def. Memphis State 6-2
 Florida State def. South Carolina 9-5
 Cincinnati def. South Carolina 19-4

1986
Metro Conference Tournament at Tallahassee, Fla.
Won 3, Lost 2 (Finished 2nd)
 South Carolina def. Southern Mississippi 10-1
 South Carolina def. Memphis State 4-3
 South Carolina def. Florida State 8-5
 Florida State def. South Carolina 3-0
 Florida State def. South Carolina 7-2

1985
Metro Conference Tournament at Tallahassee, Fla.
Won 3, Lost 2 (Finished 2nd)
 South Carolina def. Southern Mississippi 13-1
 South Carolina def. Memphis State 19-8
 South Carolina def. Virginia Tech 9-6
 Florida State def. South Carolina 7-5
 Florida State def. South Carolina 11-5

1984
Metro Conference Tournament at Tallahassee, Fla.
Won 3, Lost 2 (Finished 2nd)
 South Carolina def. Florida State 4-3
 South Carolina def. Southern Mississippi 8-5
 South Carolina def. Cincinnati 4-3
 Virginia Tech def. South Carolina 6-3
 Florida State def. South Carolina 11-10



Kevin Melillo
 2004 SEC Tournament Co-MVP



Steven Tolleson
 2004 SEC Tournament Co-MVP

SEC ALL-TOURNAMENT TEAM

- 2018** — LT Tolbert, SS
- 2017** — Carlos Cortes, OF;
Jonah Bride, 3B
- 2011** — Michael Roth, P
- 2006** — Mike Cisco, P
- 2005** — Neil Giesler, 3B
- 2004** — Brendan Winn, OF; (Kevin Melillo/Steven Tolleson - Co-MVP's)
- 2002** — Gary Bell, P; Drew Meyer, SS;
Steve Thomas, OF
- 2001** — Michael Floyd, OF;
Bryon Jeffcoat, 2B
- 2000** — Drew Meyer, SS
- 1992** — Jerry Shepherd, OF;
Burke Cromer, 3B; Dave Willman, C


METRO

ALL-TOURNAMENT TEAM


- 1991** — Jeff Parnell, 1B;
Burke Cromer, 3B
- 1990** — Burke Cromer, SS
- 1988** — Skeets Thomas, OF;
Brian Williams, 3B & P
- 1986** — Jeff Morris, OF; Joe Datin, 1B;
Brian Currie, P; Dave Hollins, 3B;
Jeff Churchich, DH
- 1985** — Jeff Barns, SS;
Rob Rinehart, OF; Scott Mackie, OF
- 1984** — Greg Morhardt, 1B;
Rob Rinehart, OF;
Jim St. Laurent, OF

FINAL NATIONAL POLLS


Year	Baseball America	Collegiate Baseball	D1Baseball	USA Today
2021		27th		
2018	16th	12th	14th	17th
2016	13th	12th	13th	13th
2014	25th	25th		22nd
2013	14th	13th		12th
2012	2nd	2nd		2nd
2011	1st	1st		1st
2010	1st	1st		1st
2009	25th	21st		21st
2008		28th		
2007	10th	11th		10th
2006	13th	12th		15th
2005	25th	26th		23rd
2004	3rd	3rd		3rd
2003	10th	6th		7th
2002	2nd	2nd		2nd
2001	12th	15th		13th
2000	4th	9th		8th
1998	16th	19th		18th
1993	25th	29th		25th
1992	18th	28th		
1988	20th	17th		
1985	13th	8th		
1984		21st		
1983		28th		
1982		7th		
1981		4th		
1980		9th		
1979		21st		
1977		6th		
1976		17th		
1975		4th		
1974		9th		



Scott Barber
2000



Earl Bass
1974, 1975




Peter Bauer
1998, 2000




Joe Biernat
1993



Chad Blackwell
2004



Ryan Bordenick
1997, 1998




Kip Bouknight
1998, 2000




Brian Buscher
2003



Matt Campbell
2004




Wes Clarke
2020, 2021



Mike Cook
1985



Blake Cooper
2010




Mike Curry
1998



LB Dantzler
2013




Phil Disher
2007



Adam Everett
1998




Grayson Greiner
2014




Lee Gronkiewicz
2001




Reese Havens
2008




Paul Hollins
1981




Greg Jonson
1980




Greg Keatley
1976




Brett Kerry
2021




Joe Kucharski
1982



Rob Lowery
1981




David Marchbanks
2003



John Marquardt
1978



Kyle Martin
2015



Randy Martz
1977



Drew Meyer
2002



Jim Pankovits
1976



Steve Pearce
2005



Yaron Peters
2002



Landon Powell
2004



Matt Price
2011



Aaron Rawl
2004




Brian Roberts
1999




Michael Roth
2011



Clarke Schmidt
2016



Joel Seddon
2014



Hank Small
1974, 1975



Justin Smoak
2007, 2008



Blake Taylor
2002




John Taylor
2011



Christian Walker
2011, 2012




Braden Webb
2016




Tyler Webb
2013



Tim Whittaker
2001



Mac White
1994



Mookie Wilson
1977

First-Team All-Americans

Year - Player, Pos. (Publication)	Statistics
2015 - Kyle Martin, 1B (<i>Baseball America</i>)	.350 AVG (71-for-203), 50 R, 12 2B, 2 3B, 14 HR, 56 RBI, .635 SLG, .455 OBP, 39 BB, 27 SO
2011 - Matt Price, RP (<i>CollegeBaseballInsider.com, Perfect Game USA</i>)	7-3, 1.83 ERA, 20 SV, 59.0 IP, 20 BB, 75 SO
2011 - Michael Roth, SP (<i>CollegeBaseballInsider.com, Baseball America, Perfect Game USA</i>)	14-3, 1.06 ERA, 145.0 IP, 41 BB, 112 SO
2008 - Justin Smoak, 1B (<i>ABCA, Baseball America, Collegiate Baseball, NCBWA</i>)	.383 AVG (90-for-235), 63 R, 19 2B, 0 3B, 23 HR, 72 RBI, .757 SLG; .505 OBP, 57 BB, 28 SO
2004 - Landon Powell, C (<i>NCBWA, Sports Weekly</i>)	.330 AVG (89-for-270); 66 R, 17 2B, 1 3B, 19 HR, 66 RBI, .611 GLG, .427 OBP, 47 BB, 42 SO
2003 - David Marchbanks, SP (<i>Baseball America, Collegiate Baseball, NCBWA</i>)	15-3, 2.73 ERA, 135.1 IP, 25 BB, 97 SO
2002 - Yaron Peters, 1B (<i>ABCA, Baseball America, Baseball Weekly</i>)	.377 AVG (106-for-281), 81 R, 22 2B, 0 3B, 29 HR, 95 RBI, .765 SLG, .472 OBP, 46 BB, 37 SO
2002 - Blake Taylor, RP (<i>ABCA, Baseball Weekly, NCBWA</i>)	6-1, 2.63 ERA, 21 SV, 85.2 IP, 44 BB, 79 SO
2001 - Lee Gronkiewicz, RP (<i>ABCA, Collegiate Baseball, NCBWA</i>)	2-1, 1.31 ERA, 19 SV, 61.2 IP, 23 BB, 77 SO
2000 - Kip Bouknight, SP (<i>ABCA, Baseball America, Collegiate Baseball</i>)	17-1, 2.81 ERA, 144.0 IP, 34 BB, 143 SO
1998 - Adam Everett, SS (<i>Baseball America</i>)	.375 AVG (100-for-267), 71 R, 21 2B, 4 3B, 13 HR, 63 RBI, .629 SLG, .436 OBP, 21 BB, 30 SO
1997 - Ryan Bordenick, DH (<i>ABCA</i>)	.419 AVG (96-for-229), 81 R, 18 2B, 2 3B, 13 HR, 87 RBI, .686 SLG, .509 OBP, 38 BB, 43 SO
1993 - Joe Biernat, SS (<i>NCBWA</i>)	.403 AVG (94-for-233), 46 R, 16 2B, 2 3B, 5 HR, 52 RBI, .554 SLG, .457 OBP, 23 BB, 24 SS
1985 - Mike Cook, SP (<i>ABCA, Baseball America</i>)	16-2, 1.91 ERA, 141.0 IP, 60 BB, 168 SO
1982 - Joe Kucharski, SP (<i>ABCA</i>)	11-3, 2.97 ERA, 112.0 IP, 22 BB, 93 SO
1981 - Rob Lowery, C (<i>Baseball Bulletin</i>)	.404 AVG (82-for-203), 38 R, 20 2B, 0 3B, 13 HR, 61 RBI, .695 SLG, .536 OBP, 41 BB, 7 SO
1980 - Greg Jonson, SS (<i>Baseball Bulletin</i>)	.367 AVG (65-for-177), 42 R, 9 2B, 0 3B, 2 HR, 34 RBI, .452 SLG, .507 OBP, 28 BB, 9 SO
1978 - John Marquardt, 3B (<i>ABCA</i>)	.381 AVG (67-for-176), 44 R, 10 2B, 5 3B, 16 HR, 61 RBI, .767 SLG, .468 OBP, 29 BB, 15 SO
1977 - Randy Martz, SP (<i>ABCA, Sporting News</i>)	14-0, 1.98 ERA, 131.2 IP, 36 BB, 106 SO
1976 - Jim Pankovits, 3B (<i>Sporting News</i>)	.294 AVG (60-for-204), 46 R, 8 2B 0 3B, 12 HR, 49 RBI .510 SLG, .339 OBP, 14 BB, 27 SO
1975 - Hank Small, 1B (<i>ABCA</i>)	.390 AVG (78-for-200), 50 R, 13 2B, 1 3B, 19 HR, 66 RBI, .750 SLG, .455 OBP, 24 BB, 14 SO
1975 - Earl Bass, SP (<i>ABCA</i>)	17-1, 1.40 ERA, 148.0 IP, 34 BB, 168 SO
1974 - Earl Bass, SP (<i>ABCA</i>)	12-1, 1.10 ERA, 106.0 IP, 23 BB, 129 SO

All-Americans

Year - Player, Pos. (Publication)
2021 - Wes Clarke (<i>NCBWA/2nd team, ABCA 2nd team, Perfect Game 3rd team, Baseball America 3rd team, Collegiate Baseball 3rd team</i>)
2021 - Brett Kerry, RP (<i>D1Baseball.com 2nd team, NCBWA/3rd team</i>)
2020 - Wes Clarke, 1B (<i>Collegiate Baseball 3rd team</i>)
2016 - Clarke Schmidt, SP (<i>Collegiate Baseball/3rd team, NCBWA/3rd team</i>)
2016 - Braden Webb, SP (<i>NCBWA/2nd team</i>)
2015 - Kyle Martin, 1B (<i>Baseball America/1st team, Collegiate Baseball/2nd team, D1Baseball/3rd team</i>)
2014 - Grayson Greiner, C (<i>Baseball America/2nd team, Perfect Game USA/2nd team</i>)
2014 - Joel Seddon, RP (<i>NCBWA/2nd team</i>)
2013 - LB Dantzer, DH (<i>Baseball America/3rd team</i>)
2013 - Tyler Webb, RP (<i>Collegiate Baseball/3rd team, NCBWA/3rd team</i>)
2012 - Christian Walker, 1B (<i>ABCA/2nd team</i>)
2011 - Matt Price, RP (<i>Baseball America/2nd team, CollegeBaseballInsider.com/1st team, NCBWA/2nd team, Perfect Game USA/1st team</i>)
2011 - Michael Roth, SP (<i>ABCA/2nd team, Baseball America/1st team, CollegeBaseballInsider.com/1st team, Collegiate Baseball, NCBWA/2nd team, Perfect Game USA/1st team</i>)
2011 - John Taylor, RP (<i>CollegeBaseballInsider.com/2nd team</i>)
2011 - Christian Walker, 1B (<i>Baseball America/3rd team</i>)
2010 - Blake Cooper, SP (<i>ABCA/2nd team, Collegiate Baseball/3rd team</i>)
2008 - Reese Havens, SS (<i>Baseball America/2nd team, Collegiate Baseball/3rd team, NCBWA/2nd team</i>)
2008 - Justin Smoak, 1B (<i>ABCA/1st team, Baseball America/1st team, Collegiate Baseball/1st team, NCBWA/1st team</i>)
2007 - Phil Disher, DH (<i>NCBWA/3rd team</i>)
2007 - Justin Smoak, 1B (<i>Baseball America/3rd team</i>)
2005 - Steve Pearce, 1B (<i>Baseball America/2nd team</i>)
2004 - Chad Blackwell, RP (<i>ABCA/2nd team, Baseball America/3rd team, Collegiate Baseball/3rd team, NCBWA/2nd team</i>)
2004 - Matt Campbell, SP (<i>Baseball America/3rd team</i>)
2004 - Landon Powell, C (<i>ABCA/2nd team, Baseball America/2nd team, Collegiate Baseball/2nd team, NCBWA/1st team, Sports Weekly/1st team</i>)
2004 - Aaron Rawl, SP (<i>NCBWA/3rd team</i>)
2003 - Brian Buscher, 3B (<i>Collegiate Baseball/3rd team</i>)
2003 - David Marchbanks, SP (<i>ABCA/2nd team, Baseball America/1st team, Collegiate Baseball/1st team, NCBWA/1st team</i>)
2002 - Drew Meyer, SS (<i>ABCA/2nd team, Baseball America/3rd team, Collegiate Baseball/2nd team</i>)
2002 - Yaron Peters 1B (<i>ABCA/1st team, Baseball America/1st team, Baseball Weekly/1st team, Collegiate Baseball/2nd team, NCBWA/3rd team</i>)
2002 - Blake Taylor, RP (<i>ABCA/1st team, Baseball America/2nd team, Baseball Weekly/1st team Collegiate Baseball/2nd team, NCBWA/1st team</i>)
2001 - Lee Gronkiewicz, RP (<i>ABCA/1st team, Collegiate Baseball/1st team, Baseball Weekly/1st team, Baseball America/3rd team</i>)
2001 - Tim Whittaker, C (<i>Baseball America/3rd team</i>)
2000 - Scott Barber, RP (<i>ABCA/3rd team</i>)
2000 - Peter Bauer, SP (<i>ABCA/3rd team</i>)
2000 - Kip Bouknight, SP (<i>ABCA/1st team, Baseball America/1st team, Baseball Weekly, 1st team, Collegiate Baseball/1st team, NCBWA/1st team</i>)
1999 - Brian Roberts, SS (<i>Baseball America/2nd team, Collegiate Baseball/3rd team</i>)
1998 - Adam Everett, SS (<i>Baseball America/1st team, ABCA/2nd team, NCBWA/2nd team, Collegiate Baseball/3rd Team</i>)
1998 - Mike Curry, OF (<i>Baseball America/2nd team, Collegiate Baseball/2nd team, NCBWA/3rd team</i>)
1998 - Ryan Bordenick, UT (<i>NCBWA/2nd team</i>)
1998 - Kip Bouknight, SP (<i>NCBWA/3rd team</i>)
1997 - Ryan Bordenick, DH (<i>ABCA/1st team, NCBWA/3rd team</i>)
1994 - Mac White, CF (<i>NCBWA/3rd team</i>)
1993 - Joe Biernat, SS (<i>NCBWA/1st team</i>)
1985 - Mike Cook, P (<i>ABCA/1st team, Baseball America/1st team</i>)
1982 - Joe Kucharski, P (<i>ABCA/1st team</i>)
1981 - Rob Lowery, C (<i>Baseball Bulletin/1st team</i>)
1981 - Paul Hollins, OF (<i>ABCA/2nd team, Baseball Bulletin/2nd team</i>)
1980 - Greg Jonson, SS (<i>Baseball Bulletin/1st team</i>)
1978 - John Marquardt, 3B (<i>ABCA/1st team</i>)
1977 - Randy Martz, P (<i>ABCA/1st team, Sporting News/1st team</i>)
1977 - Mookie Wilson, OF (<i>Sporting News/2nd team</i>)
1976 - Greg Keatley, C (<i>ABCA/2nd team</i>)
1976 - Jim Pankovits, 3B (<i>Sporting News/1st team</i>)
1975 - Earl Bass, P (<i>ABCA/1st team</i>)
1975 - Hank Small, 1B (<i>ABCA/1st team</i>)
1974 - Earl Bass, P (<i>ABCA/1st team</i>)
1974 - Hank Small, 1B (<i>ABCA /2nd team</i>)

FRESHMAN ALL-AMERICANS

2021 - Will Sanders (*Perfect Game, Collegiate Baseball*); Jack Mahoney (*Perfect Game*)
 2019 - Brett Kerry RP (*Collegiate Baseball, NCBA, Perfect Game, D1Baseball*)
 2017 - Carlos Cortes, OF (*Baseball America, Perfect Game, D1Baseball, NCBA*)
 2016 - Adam Hill, SP (*Collegiate Baseball*); Braden Webb, SP (*Baseball America, Collegiate Baseball, D1Baseball, NCBA*)
 2014 - Wil Crowe, SP (*Collegiate Baseball*)
 2013 - Max Schrock, 2B (*Baseball America, NCBA, Perfect Game*); Jack Wynkoop, SP (*Collegiate Baseball*)
 2012 - Grayson Greiner, C (*Collegiate Baseball*); Jordan Montgomery, P (*Collegiate Baseball*)
 2010 - Matt Price, RP (*Baseball America, Collegiate Baseball*); Christian Walker, 1B, *Baseball America*)
 2009 - Jackie Bradley Jr., OF (*Collegiate Baseball*)
 2008 - Sam Dyson, SP (*Collegiate Baseball*)
 2007 - Blake Cooper, SP (*Collegiate Baseball*)
 2006 - Andrew Crisp, OF (*Collegiate Baseball*); Justin Smoak, 1B (*Collegiate Baseball*)
 2000 - Drew Meyer, SS (*TPX; Baseball America; Baseball Weekly*)
 1998 - Kip Bouknight, SP (*TPX*); Peter Bauer, SP (*TPX*)
 1996 - Mike Curry, OF (*Mizuno*)
 1993 - Jason Haynie, P (*Mizuno*)
 1991 - Mac White, OF (*Baseball America*)

ACADEMIC ALL-AMERICANS (Selected by CoSIDA)

2021 - Brett Kerry (1st team)
 2014 - Grayson Greiner, C (2nd team)
 2013 - LB Dantzler, 1B (1st team)
 2012 - Michael Roth, P (1st team)
 2011 - Michael Roth, P (1st team)
 1985 - Rob Rinehart, OF (2nd team)
 1981 - Jim Curl, 1B; Paul Hollins, OF (2nd team)
 1980 - Jim Curl, 1B; Paul Hollins, OF (3rd team)
 1977 - Randy Martz, P; Mark Van Bever, 2B
 1974 - John Gambrell, OF

ACADEMIC ALL-AMERICAN OF THE YEAR

(Awarded to top student-athlete by CoSIDA)
 2013 - LB Dantzler, 1B

NCAA ELITE AWARD

(Awarded to top GPA student-athlete at the CWS)
 2012 - Erik Payne, INF
 2011 - Michael Roth, P

GOLDEN SPIKES AWARD (Awarded to the Outstanding College Player in the United States by USA Baseball)

2000 - Kip Bouknight, P

ROTARY SMITH AWARD

(Awarded to the Outstanding College Player in the United States by the Rotary

Club of Houston, TX

2000 - Kip Bouknight, P

LEFTY GOMEZ PLATE (Awarded 1974-77 to the Outstanding Amateur Player in the United States)

1977 - Randy Martz, P

COLLEGE BASEBALL INSIDER.COM PLAYER OF THE YEAR

2011 - Michael Roth, P

NCBWA NATIONAL FRESHMAN PITCHER OF THE YEAR

2016 - Braden Webb, P

PRESIDENT'S AWARD

(Awarded to top male or female student-athlete at University of South Carolina)

2012 - Michael Roth

2010 - Jay Brown

USC MALE STUDENT-ATHLETE OF THE YEAR (Presented at USC Awards Day)

1998 - Ryan Bordenick

NATIONAL COACH OF THE YEAR

2011 - Ray Tanner (*ABCA, Collegiate Baseball*)

2010 - Ray Tanner (*Baseball America, Collegiate Baseball*)

2000 - Ray Tanner (*Baseball America*)

NATIONAL ASSISTANT COACH OF THE YEAR

2011 - Chad Holbrook (*Baseball America, ABCA*)

2002 - Jim Toman (*Baseball America, ABCA*)

ABCA SOUTH REGION COACH OF THE YEAR

2011 - Ray Tanner

2010 - Ray Tanner

2002 - Ray Tanner

ABCA ATLANTIC REGION COACH OF THE YEAR

1977 - June Raines

1975 - Bobby Richardson

FRED BRINKMAN INSPIRATIONAL AWARD

2012 - Matt Price, P
 2011 - Adrian Morales, INF
 2010 - Brady Thomas, C
 2009 - Jay Brown, P
 2008 - Reese Havens, SS
 2007 - Arik Hempy, P
 2006 - Phil Disher, C/Wynn Pelzer, P
 2005 - Mark Stanley, OF
 2004 - Kevin Melillo, INF
 2003 - Steven Bondurant, P
 2002 - Trey Dyson, DH
 2001 - Brennan Dees, OF
 2000 - Brennan Dees, OF
 1999 - Jamie Poston, P
 1998 - Derick Urquhart, OF

IRBY RAINES COACHES' AWARD (Named for the late father of Coach June Raines.)

2012 - Dante Rosenberg, C
 2011 - Robert Beary, C
 2010 - Whit Merrifield, OF
 2009 - Whit Merrifield, OF
 2008 - Whit Merrifield, OF
 2007 - Phil Disher, C
 2006 - Chris Brown, INF
 2005 - Brendan Winn, OF
 2004 - Steven Tolleson, INF
 2003 - Steven Tolleson, OF/INF
 2002 - Steven Bondurant, P; Kevin Melillo, INF
 2001 - David Marchbanks, P
 2000 - Brandon Pack, C
 1999 - Scott Barber, P
 1998 - Ryan Bordenick, C
 1997 - Derick Urquhart, OF
 1996 - Brian Hucks, C
 1995 - Mark Mapes, OF
 1994 - Mark Gugino, LF
 1993 - Stacy Stokes, 2B
 1992 - Brian Lawler, OF
 1991 - Burke Cromer, 3B
 1990 - Brian Beatson, P
 1989 - Mike McGee, OF
 1988 - Garrett Carter, OF
 1987 - Dave Smyth, OF
 1986 - Riley Polk, 2B
 1985 - Rob Rinehart, OF
 1984 - John Sullivan, 3B
 1983 - Art Finley, 2B
 1982 - Don Gordon, P
 1981 - Tom Williams, 2B

TAYLOR MCENTIRE MOST VALUABLE PLAYER AWARD

2012 - Christian Walker, 1B
 2011 - Matt Price, P; Christian Walker, 1B
 2010 - Jackie Bradley Jr., OF
 2009 - DeAngelo Mack, OF
 2008 - Reese Havens, SS
 2007 - Travis Jones, INF
 2006 - Michael Campbell, OF
 2005 - Steve Pearce, 1B
 2004 - Landon Powell, C
 2003 - Brian Buscher, 3B
 2002 - Yaron Peters, 1B
 2001 - Tim Whittaker, C
 2000 - Kip Bouknight, P
 1999 - Brian Roberts, SS
 1998 - Adam Everet, SS
 1997 - Rob Streicher, C
 1996 - Jason Haynie, P
 1995 - Mark Mapes, OF
 1994 - Mac White, CF
 1993 - Joe Biernat, SS; Rich Pratt, P
 1992 - Dave Willman, C
 1991 - Dave Willman, C
 1990 - Skeets Thomas, OF
 1989 - Tripp Cromer, SS
 1988 - Garrett Carter, OF; Mark Nelson, C
 1987 - Dave Smyth, OF
 1986 - Jeff Morris, OF
 1985 - Mike Cook, P; Joe Datin, OF
 1984 - Greg Morhardt, 1B; Kent Anderson, SS
 1983 - Mike Werner, P
 1982 - Joe Kucharski, P
 1981 - Paul Hollins, OF



SEC PLAYER OF THE YEAR

2002 - Yaron Peters
2000 - Kip Bouknight

SEC PITCHER OF THE YEAR

2003 - David Marchbanks

SEC MALE BOYD MCWHORTER SCHOLAR-ATHLETE OF THE YEAR

2012 - Michael Roth
2002 - Trey Dyson

SEC COACH OF THE YEAR

2011 - Ray Tanner
2000 - Ray Tanner
1998 - Ray Tanner

ALL-SOUTHEASTERN CONFERENCE

2021 - Wes Clarke, DH (2nd)
2016 - **Gene Cone, OF**; Clarke Schmidt, SP (2nd)
2015 - **Kyle Martin, 1B**; Max Schrock, 2B (2nd)
2014 - Joel Seddon, RP (2nd)
2013 - Grayson Greiner, C (2nd); Tyler Webb, RP (2nd)
2012 - **Christian Walker, 1B**; Matt Price, RP (2nd)
2011 - **Matt Price, RP**; **Michael Roth, P**;
Scott Wingo, 2B; Christian Walker, 1B (2nd)
2010 - **Blake Cooper, P**; Jackie Bradley Jr., OF (2nd);
Matt Price, RP (2nd)
2009 - Justin Dalles, C (2nd); Nick Ebert, 1B (2nd);
Bobby Haney, SS (2nd); DeAngelo Mack, OF (2nd)
2008 - **Justin Smoak, 1B**; James Darnell, 3B (2nd);
Phil Disher, DH (2nd); Reese Havens, SS (2nd)
2007 - **Phil Disher, DH**; **Travis Jones, 2B**;
James Darnell, 3B (2nd); Justin Smoak, 1B (2nd)
2006 - **Michael Campbell, OF**; Robbie Grinestaff, DH
(2nd); Reese Havens, SS (2nd); Wynn Pelzer, RP (2nd)
2005 - **Steven Tolleson, SS**; Steve Pearce 1B; (2nd)
2004 - **Chad Blackwell, RP**; **Landon Powell, C**;
Brendan Winn, OF (2nd)
2003 - **Brian Buscher, 3B**; **David Marchbanks, P**;
Landon Powell, C
2002 - **Yaron Peters, 1B**; **Drew Meyer, SS**;
Blake Taylor, RP; **Trey Dyson, DH**
2001 - **Garris Gonce, OF**; **Lee Gronkiewicz, RP**;
Marcus McBeth, CF (2nd)
2000 - **Kip Bouknight, P**; **Scott Barber, RP**;
Peter Bauer, P (2nd); Drew Meyer, SS (2nd);
Nate Janowicz, OF (2nd).
1999 - **Tim Angiolini, DH**; Brian Roberts, SS, (2nd)
1998 - **Adam Everett, SS**; **Mike Curry, OF**;
Kip Bouknight, P
1997 - **Ryan Bordenick, DH**; **Brett Jodie, P**
1996 - Jason Haynie, P (2nd)
1995 - Mark Mapes, OF (2nd)
1994 - **Mac White, OF**; Mark Gugino, OF (2nd);
Rob DeBoer, C (2nd)
1993 - **Joe Biernat, SS**; **Rich Pratt, P**; **Mac White,**
CF; Jason Haynie, P (2nd)
1992 - **D.T. Cromer, DH**; **Jerry Shepherd, OF**;
Dave Willman, C

bold indicates first-team honors

ALL-FRESHMAN SOUTHEASTERN CONFERENCE

2021 - Will Sanders SP
2019 - Brett Kerry RP
2017 - Carlos Cortes, OF
2016 - Chris Cullen, C; Adam Hill, P, LT Tolbert, 1B;
Braden Webb, P
2013 - Jack Wynkoop, P
2012 - Tanner English, OF; Grayson Greiner, C;
Joey Pankake, SS
2011 - Forrest Koumas, P
2010 - Evan Marzilli, OF; Matt Price, RP;
Christian Walker, 1B
2009 - Nolan Belcher, SP; Jackie Bradley, Jr., OF

2008 - Whit Merrifield, OF
2006 - Mike Cisco, SP; Andrew Crisp, OF;
Justin Smoak, 1B
2004 - David Cash, SS; Arik Hempy, RP

ALL-DEFENSIVE SOUTHEASTERN CONFERENCE

2014 - Tanner English, OF; Grayson Greiner, C;
Joey Pankake, 3B
2012 - Evan Marzilli, OF; Michael Roth, P
2011 - Jackie Bradley Jr., OF; Christian Walker, 1B;
Scott Wingo, 2B
2010 - Jackie Bradley Jr., OF; Scott Wingo, 2B
2009 - Bobby Haney, SS; Whit Merrifield, OF
2008 - Reese Havens, SS

ALL-METRO CONFERENCE

1991 - **Jared Baker, P**; **Jerry Shepherd, OF**
1990 - **Skeets Thomas, OF**; **Brian Williams, UTIL**;
Burke Cromer, SS (2nd)
1989 - **Tripp Cromer, SS**; Skeets Thomas, OF (2nd);
Mike McGee, OF (2nd)
1988 - **Mark Nelson, C**; **Garrett Carter, OF**;
Brian Williams, SS; **Adrian Adkins, DH**; **Joe**
Cardwell, P; **Brian Beatson, P**
1987 - **Lee Whatley, P**; **Jeff Barns, SS**; **Dave Smyth, OF**;
Charlie Aldrich, DH
1986 - **Jeff Barns, SS**; **Jeff Morris, OF**; **Dave Menhart, P**
1985 - **Jeff Barns, SS**; **Joe Datin, 1B**; **Rob Rinehart, OF**;
Mike Cook, P
1984 - **Greg Morhardt, 1B**; **Kent Anderson, SS**

TEAM USA COLLEGIATE NATIONAL TEAM

2016 - Tyler Johnson, P
2013 - Grayson Greiner, C
2010 - Jackie Bradley Jr., OF
2007 - Justin Smoak, 1B
2003 - Matt Campbell, P, Ray Tanner (Head Coach)
2002 - Landon Powell, C
1997 - Adam Everett, SS
1994 - Jason Haynie, P
1993 - Jason Haynie, P
1991 - Jared Baker, P
1989 - Brian Williams, P-OF
1986 - Dave Hollins, 3B
Please note, Christian Walker was selected to 2011 team
but could not participate due to injury. Grayson
Greiner was selected to 2012 team but could not
participate due to injury.

bold indicates first-team honors

ALL-ATLANTIC COAST CONFERENCE

1971 - Buddy Caldwell, 1B (2nd); Butch Anderson,
SS (2nd)
1970 - Buddy Caldwell, 1B (2nd)
1969 - **Wallie Jones, 2B**
1968 - **Toy McCord, SS**; **Wallie Jones, 2B**; **Bill Cash, 1B**
1967 - **Dan Scarpa, C**; **Mike Fair, OF**; **Frank Partyka,**
3B;
Bobby Bryant, P (2nd)
1966 - **Bobby Bryant, P**; **Dan Scarpa, C**;
Frank Partyka, 3B (2nd); Al Mirando, OF (2nd)
1965 - **Dan Scarpa, C**, Ronnie Lamb, 1B (2nd); Joe
Tonelli, 2B (2nd)
1964 - **Hoke Greiner, 2B**; **Jack McCathern, 1B**; Joe
Tonelli, 3B (2nd); Dick Moseley, C (2nd)
1962 - **Jack McCathern, OF**
1961 - Charlie Williams, UT (2nd)
1959 - **Ken Rosefield, 1B**
1958 - Ken Rosefield, UT (2nd), Buddy Nidiffer, UT
(2nd)
1957 - Larry Jewell, SS (2nd)
1956 - Larry Jewell, 3B (2nd); Frank Ellerbe, SS (2nd);
Jim Jarrett, UT (2nd), John Cooley, P (2nd)
1955 - Jim Jarrett, OF (2nd); Carl Brazell, UT (2nd);
Heyward Tunstall, P (2nd)
1954 - Ed Rast, OF (2nd); Heyward Tunstall, P (2nd)
bold indicates first-team honors

U.S. OLYMPIC TEAM

2000 - Adam Everett, SS, Ray Tanner (Auxiliary Coach)
1996 - Ray Tanner (Assistant Coach)

U.S. OLYMPIC TRIALS

2006 - Lee Gronkiewicz, P
1997 - Adam Poe, OF
1996 - Mike Curry, OF; Adam Everett, SS
1991 - Jeff Parnell, 1B
1984 - Greg Morhardt, 1B



Adam Everett and Ray Tanner were members of the 2000 U.S. Olympic Team that won a gold medal.

SEC ACADEMIC HONOR ROLL ALL-TIME MEMBERS



Name	Year
Brian Adams	1995
Brady Allen	2020-21
DC Arendas	2014-15-16
Austin Ashmore	2010
Will Atwood	2007
James Badolato	1994
Parker Bangs	2008-09-10
Jesse Barbaro	2009
Nolan Belcher	2010-11-12-13
Forrest Beverly	2005-06
Joe Biernat	1993
Danny Blair	2017
Chad Blackwell	2004
Steven Bondurant	2000-01-02-03
Ryan Bordenick	1996-97-98
Julian Bosnic	2020-21
Kip Bouknight	2000-01
Colie Bowers	2016-17
Jackie Bradley Jr.	2011
Rico Bravo	2000-01-02-03
Jonah Bride	2016-17-18
Sawyer Bridges	2018-19
Connor Bright	2014-15
Chris Brown	2006
Jay Brown	2007-08-09-10
Billy Buckner	2004
Alex Burrell	2009-10-11
Elliott Caldwell	2015
George Callil	2020-21
Noah Campbell	2019-20
Will Casey	2009-10-11
Mike Cisco	2007-08
Wes Clarke	2020-21
Blake Cooper	2010
Jordan Costner	2007-08-09
Graham Couch	2009
Parker Coyne	2019-20
Canaan Cropper	2016
Wil Crowe	2015-16-17
Andrew Cruse	2005-06
Chris Cullen	2017-18-19
LB Dantzer	2012-13
James Darnell	2007-08
Brennan Dees	2001-02
Eddy Demurias	2018
Phil Disher	2005
Craig Dour	1996-97
Sam Dyson	2008
Trey Dyson	2000-01-03
Jeff Easterling	1993
Kyle Enders	2007-08-09-10
Tanner English	2013-14
Andrew Eyster	2020-21
Thomas Farr	2021
Vince Fiori	2013-14-15-16
Neil Giesler	2006
Davy Gregg	2004-05
John Gregory	2004-05
Grayson Greiner	2013-14
Nick Godwin	2007
Jordan Gore	2015
Garris Gonc	2003
Lee Gronkiewicz	2001-02
Ross Grosvenor	2016-17
Bryan Harper	2011
Patrick Harrington	2012-15
Dylan Harley	2020
Oliver Harwas	1996
Tyler Haswell	2016
Reese Havens	2008
Adam Hill	2017-18
Dillon Hodge	2016
Colby Holmes	2012
Jordan Holladay	2019
Harris Honeycutt	2006
Brian Hucks	1995-96
Cheyne Hurst	2006-07
Nate Janowicz	2000
Brett Jodie	1997-98
Preston Johnson	2015
Tyler Johnson	2016-17
Jeffery Jones	2010
John Jones	2016-17
Brannon Jordan	2021
Tripp Kelly	1999-2000
Brett Kerry	2020-21
Brian Kirby	1998
Trent Kline	2006-07
Josh Knab	2013
Forrest Koumas	2012
Harley Lail	2008
Conor Lalor	2004-05-06-07
Graham Lawson	2018-19-20
Hayden Lehman	2020
Daniel Lloyd	2020
Dan Luczak	2005-06

Name	Year
DeAngelo Mack	2007
Brent Marsh	2005
Drew Martin	2007
Kyle Martin	2013-14
Jared Martin	2016
Evan Marzilli	2011-12
Jose Mata	2010-11
Adam Matthews	2011-12
Wally Maynard	1993-94-95
Tim McCarty	2004
Trey McNickle	2014
Kevin Melillo	2003-04
Whit Merrifield	2009-10
Brandon Miller	2009
Carmen Mlodzinski	2019-20
Jordan Montgomery	2013-14
Marcus Mooney	2014-16
Brent Moore	1996
Cody Morris	2017-18
Tyler Musselwhite	2008
Steven Neff	2009
Shane Nelson	2000
Scott Pace	1994
John Parke	2017
Hank Parks	2004
Ian Paxton	2005-06
Erik Payne	2012-13
Andrew Peters	2021
Yaron Peters	2003
Weber Pike	2014-15
Jeremy Plexico	2000-01-02
Chris Plummer	2001-02
Jamie Poston	2000
Landon Powell	2003-04
Jordan Propst	2009-10
Colton Provey	2016
Jonathan Ratledge	2007
Aaron Rawl	2004-05
Josh Reagan	2015
Steven Reinhold	2005-06-07
Jimmy Revan	2010
Matt Riddle	2000-01-03
Casey Rihn	2009
Dante Rosenberg	2013
Michael Roth	2010-11-12
Justin Row	2018
Richard Royal	2009-10
Graham Saiko	2013
Alex Satterfield	2013
Clarke Schmidt	2016-17
Max Schrock	2014-15
Clark Scolamiero	2016
Reed Scott	2015-16-17
TJ Shook	2018-19-20
Josiah Sightler	2020-21
Madison Stokes	2018
Stacy Stokes	1993-94
Rob Streicher	1996-97
Wesley Sweatt	2020-21
Patrick Sullivan	2010-11-12-13
Sean Sullivan	2012-13
Ryan Szjwebka	1996-97
Hunter Taylor	2018
Brady Thomas	2009-10-11
Craig Thomas	2006-07-08-09
Steve Thomas	2000-01-02
Drake Thomason	2012
Dom Thompson-Williams	2016
Brandon Todd	2006-08
LT Tolbert	2017
Steven Tolleson	2004-05
Cam Tringali	2019-20-21
Bryan Triplett	2004
Chase Vergason	2012-13
Matthew Vogel	2015
Rob Watson	1995-96-97
Tyler Webb	2012-13
Mac White	1993-94
Sean Wideberg	2007-08
Jake Williams	2010-11
Jared Williams	2016
Matt Williams	2018
Matt Wilson	1999-2000-01-02
Braylen Wimmer	2021
Scott Wingo	2009-10
Jack Wynkoop	2014-15

SEC FIRST-YEAR ACADEMIC HONOR ROLL ALL-TIME MEMBERS

Name	Year
Brady Allen	2019
Anthony Amicangelo	2020
Kyle Anderson	2016
DC Arendas	2013
Austin Ashmore	2009
Will Atwood	2006
Parker Bangs	2007
Nolan Belcher	2009
Jaret Bennett	2021
Luke Berryhill	2019
Danny Blair	2016
Alek Boychuk	2021
Joel Brewer	2019
Sawyer Bridges	2017
Connor Bright	2012
Greg Brodzinski	2011
Colin Burgess	2020
Alex Burrell	2008
Noah Campbell	2018
Will Casey	2008
Connor Cano	2021
Mike Cisco	2006
Wes Clarke	2019
Thatcher Coleman	2015
Gene Cone	2014
Seth Constable	2012
Magdiel Cotto	2021
Banks Cromer	2015
Canaan Cropper	2014
Wil Crowe	2014
Andrew Cruse	2004
Chris Cullen	2016
James Darnell	2006
Trey Delk	2005
Alex Destino	2015
Sam Dyson	2007
Jacob English	2019
Tanner English	2012
Thomas Farr	2020
Brandon Fields	2021
Vince Fiori	2012
Grayson Greiner	2012
Josh Gregory	2017
Evan Goldberg	2007
Dylan Harley	2019
Patrick Harrington	2011
Greg Harrison	2010
Reese Havens	2006
Jeff Heinrich	2020
Adam Hill	2016
Riley Hogan	2017
Jordan Holladay	2018
Anthony Iacomini	2010
George Iskenderian	2013
Tyler Jackson	2013
Jonathan Jah	2017
Tyler Johnson	2015
Brannon Jordan	2020
Brett Kerry	2019
Tommy King	2004
Logan Koch	2014
Conor Lalor	2003
Graham Lawson	2017
Hayden Lehman	2019
Keegan Linza	2008
Chris Love	2021
Travis Luensmann	2007
Dan Luczak	2004
DeAngelo Mack	2006
Zack Madden	2014
Jack Mahoney	2021
Jared Martin	2015
Evan Marzilli	2010
Josh McDonald	2004
David Mendham	2021
Whit Merrifield	2008
Carmen Mlodzinski	2018
Jordan Montgomery	2012
Cody Morris	2016
Nick Neville	2019
Hank Nichols	2016
John Parke	2014
Erik Payne	2011
Andrew Peters	2020
Jonathan Ratledge	2006
James Rawls	2009
Steven Reinhold	2004
Shane Roberts	2018
Jose Rodriguez	2008
Michael Roth	2009
Justin Row	2017
Richard Royal	2008
Will Sanders	2021
Joe Satterfield	2021
Clarke Schmidt	2015
Max Schrock	2013
Clark Scolamiero	2015
Reed Scott	2014
Joel Seddon	2012
TJ Shook	2017
Josiah Sightler	2019
Harrison Smith	2016
Jackson Smith	2014
Madison Stokes	2015
Corey Stone	2018
Mason Streater	2018
Wesley Sweatt	2019
Sam Swygert	2021
Craig Thomas	2005
Drake Thomason	2011
Steven Tolleson	2003
Trey Tujetsch	2020
Jalen Vasquez	2021
Brandon White	2005
Walker Whitley	2003
Jared Williams	2015
Jake Wright	2017
Jack Wynkoop	2013
Scott Wingo	2008

Dreams do come true! For every Gamecock fan that believed, every Gamecock fan that cheered, the 2010 baseball season brought elation as South Carolina claimed the national championship after a 2-1 victory in 11 innings over UCLA. Whit Merrifield's one-out single to right field scored Scott Wingo with the winning run sending shockwaves from Omaha all the way back to Columbia.



JACKIE BRADLEY JR.
2010 College World Series
Most Outstanding Player



South Carolina became the first team in College World Series history to win six consecutive games on the way to a national title and closed out Rosenblatt Stadium in historic fashion.

With the game tied at 1-1 in the bottom of the 11th inning, Scott Wingo battled to a full count vs. UCLA reliever Dan Klein before drawing a leadoff walk. After a passed ball advanced Wingo to second base, the Gamecocks would bring the winning run 90 feet closer with Evan Marzilli setting down a sacrifice bunt that moved Wingo to third with one out and setting the stage for Merrifield.

After taking two pitches for balls, Merrifield came up with the game-winner as he roped a base hit down the right field line to score Wingo and clinch the national title for the Gamecocks.



An inspiration for the Gamecock baseball team was the courageous battle of Bayler Teal. Diagnosed in 2008 with neuroblastoma, Bayler went through intensive treatment and fought cancer every single day. In March of 2010, he was invited to throw out a ceremonial first pitch at Carolina Stadium. He never gave up and fought it every step up to his death on June 20, 2010 when he passed away just as the Gamecocks took the field vs. Oklahoma at the College World Series. Though his fight ended, Bayler's spirit lives on. It lived on every step of the way as the Gamecocks earned a spot in the National Championship Series. Following Bayler's death, the Teal Family was able to make it to Omaha for the National Championship Series against UCLA. Pictured above is his mother Risha Teal, his brother, Bridges and father Rob Teal. An angel in the outfield, Bayler was with the Gamecocks every step as Carolina brought home a national championship. We Miss You Bayler!

2010 RESULTS

FEBRUARY

19	Duquesne	W, 10-3
20	Duquesne	W, 13-3
21	Duquesne	W, 5-3
26	at East Carolina	W, 6-2
27	at East Carolina	L, 4-3
28	at East Carolina	L, 4-2

MARCH

3	Presbyterian	W, 15-0
5	at Clemson	L, 4-3
6	vs. Clemson (Fluor Field)	W, 7-5
7	Clemson	L, 19-6
9	Valparaiso	W, 12-4
10	Valparaiso	W, 7-3
13	Brown	W, 8-4
13	Brown (DH)	W, 10-7
14	Brown	W, 6-5 (10)
16	at Furman (Fluor Field)	W, 15-0
17	Davidson	W, 8-3
19	Tennessee	W, 4-2
20	Tennessee	W, 10-7
21	Tennessee	W, 4-0
23	at Georgia Southern	W, 8-5 (13)
26	at Auburn	W, 11-5
27	at Auburn	W, 2-0
28	at Auburn	L, 10-6
30	The Citadel	W, 10-1

APRIL

2	Mississippi State	W, 10-2
3	Mississippi State	L, 8-7
4	Mississippi State	W, 14-2
7	College of Charleston	W, 6-3
9	at Vanderbilt	W, 3-2
10	at Vanderbilt	L, 8-2
11	at Vanderbilt	W, 2-0
14	at The Citadel	W, 10-4
16	Ole Miss	W, 5-0
17	Ole Miss	W, 9-5
18	Ole Miss	L, 5-4
20	USC Upstate	W, 4-2
23	at Georgia	W, 11-4
25	at Georgia	W, 5-0 (7)
25	at Georgia	W, 8-7 (7)
30	Alabama	W, 9-7 (11)

MAY

1	Alabama	L, 6-4
2	Alabama	W, 20-15
5	Winthrop	W, 14-6
7	at Kentucky	W, 13-9
8	at Kentucky	L, 2-1
9	at Kentucky	L, 9-3
11	Wofford	W, 17-4
12	Charleston Southern	W, 10-2
14	at Arkansas	W, 3-2
15	at Arkansas	W, 5-0
16	at Arkansas	W, 5-3
18	Furman	W, 11-6
20	Florida	L, 3-2
21	Florida	L, 5-2
22	Florida	W, 11-6

SEC Tournament (Hoover, Ala.)

26	vs. Ole Miss	L, 3-0
27	vs. Auburn	L, 3-1 (12)

JUNE

NCAA Regional (Columbia, S.C.)

4	Bucknell	W, 9-5
5	The Citadel	W, 9-4
6	Virginia Tech	W, 10-2

NCAA Super Regional (Myrtle Beach, S.C.)

12	at Coastal Carolina	W, 4-3
13	at Coastal Carolina	W, 10-9

NCAA College World Series (Omaha, Neb.)

20	vs. Oklahoma	L, 4-3
22	vs. Arizona State	W, 11-4
24	vs. Oklahoma	W, 3-2 (12)
25	vs. Clemson	W, 5-1
26	vs. Clemson	W, 4-3
28	vs. UCLA	W, 7-1
29	vs. UCLA	W, 2-1 (11)

Omaha – that one name on the minds of 300-plus Division I schools, with dreams of a national championship. The opportunity to dog pile and be the last team standing after months of competition. Each season – teams fight, claw and battle to reach the pinnacle of college baseball. In this – the last season at Rosenblatt Stadium – South Carolina stood alone. With the index finger pointing No. 1, South Carolina's dream of a national title came true.

The 2010 South Carolina Gamecocks entered the year with a veteran corps returning both in the field and on the mound. Senior right-hander Blake Cooper and junior right-hander Sam Dyson anchored a pitching staff that returned 34 wins from the previous season. Add to that senior right-hander and captain Jay Brown, along with a solid group of newcomers in junior college transfers and freshmen and the Gamecocks looked to have one of the deepest pitching staffs in all of college baseball. Carolina's lineup also had a veteran presence with junior outfielder Whit Merrifield at the top of the order along with sophomore standout Jackie Bradley Jr. Up the middle defensively, the Gamecocks featured senior catcher and captain Kyle Enders along with senior shortstop Bobby Haney and junior second baseman Scott Wingo. A pair of newcomers, Adrian Morales at third base and Christian Walker at first base also figured in the mix, and there was reason of optimism in the locker room at Carolina Stadium.

Carolina opened the season with a series sweep of Duquesne. The Gamecocks earned victories of 10-3, 13-3 and 5-3 to start the season off with a 3-0 record. South Carolina was stellar on the mound as the pitching staff finished the opening weekend with a 3.00 ERA as well as 39 strikeouts in 27 innings pitched. Opening day starter Blake Cooper earned a win after five innings allowing two runs on three hits with seven strikeouts in the 10-3 victory.

The Gamecocks would go through a bit of adversity in the next couple of weekends though as the Gamecocks had losing weekends against ECU and Clemson. Despite the setbacks, the Gamecocks entered the middle of March focused on putting the series losses in the rearview mirror and looked forward knowing that the season is a marathon and not a sprint. In the middle of a two-game series with Valparaiso, Carolina junior right fielder Whit Merrifield set a school record, hitting safely in 26 consecutive games besting the previous record of 25 set by Greg Keatley.

The SEC season began at home for Carolina with the Gamecocks hosting SEC East rival Tennessee. In a sign of things to come, the Gamecocks battled and fought their way to three straight victories to sweep the Volunteers at Carolina Stadium. Carolina had wins of 4-2, 10-7 and 4-0, with game three highlighted by the pitching of Tyler Webb as he limited the Volunteers to one hit, a bunt single in the sixth inning by P.J. Polk, and tied a season-high with 5.2 innings pitched. Webb struck out six batters and walked three as well. Matt Price closed the game out with two perfect innings and three strikeouts to earn his first career save. For Webb's efforts, the Gamecock left-hander would earn SEC Freshman of the Week honors.

Riding high on an 11-game winning streak, the Gamecocks turned their attention to the road and took the weekend series against Auburn. Carolina returned home and took two of three games against Mississippi State. A 10-2 win over the Bulldogs saw Brady Thomas shine as the Gamecock designated hitter tallied a pair of two-run homers to back Blake Cooper, who pitched a season-high 8.1 innings in the win. Carolina would take the series in a 14-2 win over the Bulldogs on Easter Sunday. All nine starters reached base with eight of nine tallying at least one hit. Adrian Morales was 2-for-4 with a homer. Kyle Enders, Bobby Haney and Scott Wingo each had two hits. It was enough support for Matt Price, who entered the game in the fourth inning and shut down MSU until the ninth inning. Price allowed just two hits and struck out six batters to improve to 3-0 on the year.

Three up and three down, the Gamecock baseball team would take its show back on the road with a weekend tilt in Music City against Vanderbilt. Friday night Blake Cooper showed why he was the ace and among the top pitchers in the country as he bested Vandy right-hander Sonny Gray in a showdown of two of the top conference arms as the Gamecocks upended the Commodores 3-2. Following an 8-2 loss in game two, the Gamecocks looked to take the rubber game of the series as Jay Brown, Michael Roth and Matt Price combined to face the minimum on Sunday afternoon and recorded a two-hit shutout as the Gamecocks defeated Vanderbilt 2-0. With the victory, head coach Ray Tanner tallied 1,000 career victories.

Having won four consecutive series – the Gamecocks returned home for another weekend set in conference play – this time against the Ole Miss Rebels. The pitching matchup between Blake Cooper and Ole Miss starting pitcher Drew Pomeranz was everything as advertised as both staff aces put up zero after zero on the scoreboard through the night on a warm evening in Columbia, S.C. Pomeranz did not allow a hit until the sixth and Cooper retired 11 in a row at one point. Pomeranz left after seven innings allowing no runs on two hits with 10 strikeouts and four walks. It would be the eighth inning against the Rebels bullpen that would be when the Gamecocks made their move. Scott Wingo opened the frame with a leadoff walk against Ole Miss reliever Trent Rothlin. With reliever Brett Huber into the game, Whit Merrifield also walked to give the Gamecocks a pair of runners. Carolina then caught a break as Jackie Bradley Jr. laid down a sacrifice bunt with an errant throw by third baseman Zach Miller going past first baseman Miles Hamblin and allowing Wingo to score from second base. With Bradley on second and Merrifield on third with one out, the Rebels intentionally walked Nick Ebert to load the bases. Still with one out, Huber got the second out of the inning with a strikeout against Adam Matthews. However, it would be Adrian Morales that would strike with the key hit in the inning as he roped a double to right center clearing the bases and putting the Gamecocks ahead by four runs. Kyle Enders kept the momentum going as he tripled to right center then scoring Morales and giving the Gamecocks a 5-0 lead. That was enough for Cooper – who hurled a four-hit complete game shutout in the 5-0 victory. Cooper struck out a career-high 10 batters in the victory, his fifth complete game of his career but his first career complete game shutout. He allowed just four hits and one walk in the victory. He would pick up SEC Pitcher of the Week honors for his performance – the second straight week a Gamecock pitcher had earned the award.

Carolina followed up Cooper's masterpiece with a win on the next day to clinch the series vs. Ole Miss. Christian Walker's grand slam highlighted a seven-run second inning and starting pitcher Sam Dyson did not allow an earned run in 6.1 innings of work as South Carolina defeated Ole Miss 9-5.

The Gamecocks found success on the road in the next weekend with a series sweep of Georgia in Athens. Cooper improved to 8-0 on the year with a victory in the 11-4 win over Georgia on Friday night. Sophomore outfielder Jackie Bradley Jr. got it rolling this weekend vs. Georgia batting .538 (7-for-13) in the series with a homer, three RBI and five runs scored vs. the Bulldogs. Bradley reached base five times with four hits including a homer and a game-winning RBI single in the top of the seventh inning as South Carolina held on for an 8-7 victory over Georgia in game two of the doubleheader. His four hits was a season-high as well. For the third straight week – a Gamecock pitcher earned conference pitcher of the week honors. In a 5-0 complete game shutout, Dyson finished with 69 strikes out of 96 pitches and allowed just one runner from Georgia to get in scoring position in the seven-inning shutout. All 21 putouts by the Gamecock came from the diamond, as Dyson struck out five batters and recorded 14 ground ball outs. The win was the first complete game shutout of Dyson's career.

Things would get crazy the next week as Carolina hosted Alabama at Carolina Stadium. Brady Thomas connected with a two-out, two-run homer in the bottom of the 11th inning lifting South Carolina to a 9-7 victory over Alabama on Friday night. After falling on Saturday to the Crimson Tide, the Gamecocks won the rubber game over Alabama as South Carolina pounded out a season-high 25 hits tying a Carolina Stadium record for hits in a game with Kyle Enders driving in a career-high five runs on five hits and Brady Thomas batting 3-for-3 with four RBI as well as the Gamecocks defeated Alabama 20-15. Eight Gamecock players tallied multi-hit games. Enders became the first Gamecock player for the season to tally five hits in a game, a career-high for the senior catcher. He also hit his first home run of the season. Thomas' 3-for-3 day at the plate saw him tally his sixth home run of the year and second of the series. He also scored four runs on the afternoon. Whit Merrifield finished 3-for-4 with two runs scored and a RBI. Adam Matthews was 2-for-3 with two RBI with Evan Marzilli tallying two RBI with his first career home run. Jackie Bradley Jr. was 2-for-3 with a homer, three RBI and three runs scored.

With a 16-8 record in SEC play, the Gamecocks had two conference series left and headed to Fayetteville, Ark., with a three-game series against SEC-West leading Arkansas. The series proved to be one of the top weekends for the season as the Gamecocks swept the Razorbacks on their home turf at Baum Stadium. Jackie Bradley Jr.'s one-out double in the top of the seventh inning broke a 2-2 tie and Gamecock starting pitcher Blake Cooper allowed just two runs on three hits in seven innings of work to improve to 10-0 on the year as South Carolina defeated Arkansas 3-2 in the first game. After Cooper's outing, the Gamecocks got another solid start – this from Sam Dyson, who pitched a complete game shutout with the offense backed by a two-run homer by Brady Thomas as the Gamecocks defeated Arkansas 5-0 on Saturday afternoon to clinch the weekend series vs. the Razorbacks. Dyson had a tremendous outing as he limited the Razorbacks to just six hits and walked only two on the afternoon. He struck out eight batters and went to only three three-ball counts in the game. With two victories in the book, Carolina went for the sweep. Trailing 3-2, the Gamecocks made their move in the top of the eighth inning. With reliever Jordan Pratt into the game for Arkansas, leadoff hitter Scott Wingo drew a walk on four pitches. With a full count, Whit Merrifield drove a two-run homer to left center for his second homer of the game and 12th of the season giving the Gamecocks a one-run lead. The Gamecocks added some key insurance as Adrian Morales drove a solo homer to left center, his fifth of the season to give South Carolina a 5-3 lead. That was enough for freshman Matt Price, who handcuffed the Razorbacks in 1.1 innings of relief to pick up a save, his seventh of the season and second of the series. The series sweep set the stage for a weekend series vs. Florida with the winner claiming the SEC championship.

8,188 fans came out for game one at Carolina Stadium as Florida scored three runs in the third and fourth innings and three Gator relievers combined to limit the Gamecocks to just one run in the final 5.2 innings as Florida defeated South Carolina 3-2 in the series opener.

The buzz was still going strong in Columbia for game two as the Gamecocks honored the 2010 Senior Class before the contest. In addition, the Gamecocks saw one of their own perform at the highest level – not with a baseball – but with an electric guitar – as freshman outfielder Evan Marzilli showed his musical chops with a strong ballad of the National Anthem before the game. In front of a sellout crowd of 8,242 fans, the largest in Carolina Stadium history, Carolina and Florida stood at 2-2 entering the top of the seventh. The Gators made their move in the top of the seventh as Brian Johnson led off with a single. With pinch runner Bryson Smith into the game, Florida's Daniel Pigott set a down a sacrifice bunt. On the play, South Carolina starting pitcher Sam Dyson threw to second base but Smith beat the throw to the bag giving the Gators a pair of runners. After a sacrifice bunt by Ben McMahan, Dyson battled for Carolina as he struck out Tyler Thompson to get the second out of the inning. With runners still in scoring position and two outs, Adams connected on a 1-1 pitch with a double to the gap in right center scoring both runners and giving the Gators a two-run cushion. That lead was extended to 5-2 in the ninth inning as Adams again delivered with two outs with a RBI single to right field scoring McMahan, who reached base earlier on a Gamecock error. Florida would then claim the championship for the Southeastern Conference as Kevin Chapman worked the final 1.2 innings and closed out the Gators 5-2 win.

Although Carolina did not win the SEC championship, the squad bounced back in the final regular season game of the year with an 11-6 win over Florida in the series finale. Jackie Bradley Jr. hit a grand slam home run and Adam Matthews tallied three hits and homered for the second straight day. The win showed tremendous resolve for Carolina, as the Gamecocks and Florida showed why they were the top two teams in the conference. With the SEC title in the background, Carolina set its attention toward the ultimate goal – a trip to Omaha and a chance to play for a national championship.

NCAA REGIONAL RECAP

Following a disappointing 0-2 finish at the SEC Tournament, the Gamecocks went back to work in Columbia. Going back to the basics, Carolina worked on fundamentals and reestablishing what helped bring the team one game within an SEC championship in the regular season. With a renewed set of confidence and excitement in the air, the Gamecock baseball program hosted one of the 16-team NCAA regionals that featured No. 2 seed Virginia Tech, No. 3 seed The Citadel and No. 4 seed Bucknell.

In game one, Bucknell got off to a fast start and broke out to a 5-1 lead heading into the bottom of the sixth inning. The Gamecocks would cut the Bison lead in half with a two-out rally in the sixth. A one-out double from Adrian Morales set the table, for Evan Marzilli to hit a HR over the right-field wall to bring in two runs and reduce the deficit to 5-3. The Carolina offense finally exploded in the eighth inning. Bradley put South Carolina on top for the first time all night with one swing of the bat, launching a home run just over the left-field wall to score Merrifield in the bottom of the eighth, giving the Gamecocks a 6-5 lead. Morales blasted a three-run homer to left to give the Gamecocks a 9-5 lead they would not relinquish as Michael Roth would retire the side in order in the ninth.

In the winner's bracket, it would be an All-Palmetto State affair in game two with the Gamecocks meeting The Citadel on a hot Saturday evening at Carolina Stadium. The contest featured two of the top pitchers in the country with Blake Cooper on the mound for Carolina and The Citadel going with junior right-hander Asher Wojciechowski. The Bulldogs held a 4-2 advantage but South Carolina finally got to Wojciechowski in the seventh inning. With one out, head coach Ray Tanner elected to go with left-handed pinch-hitter Evan Marzilli and the freshman came through in a big way, lacing a base hit to right field to plate Haney and Wingo, tying the game at 4-4. Then, with two outs, Thomas singled up the middle, moving Marzilli to third. Thomas would then try to force a balk by taking off early from first, but Wojciechowski never flinched as the Carolina catcher took second without a throw. Clearly rattled at that point, a subsequent Wojciechowski pitch slipped out of his hand and sailed to the backstop, allowing Marzilli to score from third to give Carolina a 5-4 lead.

Overall:	54-16
Non-Conference Record:	33-7
SEC Record: (denotes conf. games only)	21-9
At Home:	30-6
On Road:	17-7
Neutral:	7-3
At Home (SEC):	10-5
On Road (SEC):	11-4
At Home (Non-Conference):	20-1
On Road (Non-Conference):	6-3
Neutral Site (Non-Conference):	7-3
In Extra Inning Games:	5-1
Vs. Top 25 Teams:	20-10
In February:	4-2
In March:	16-3
In April:	13-3
In May:	10-7
In June:	11-1
Playing a day game:	25-12
Playing a night game:	29-4
In one-run game:	9-7
In two-run game:	8-3
In games decided by three runs or less:	21-12
In five + run game:	26-3
When Scoring First:	36-6
When Opponent Scores First:	18-10
When Leading Entering the 7th Inn.:	41-1
When Trailing Entering the 7th Inn.:	6-12
When Tied Entering the 7th Inn.:	7-3
When Scoring 10+ Runs:	23-0
When Allowing 10+ Runs:	1-2
When Scoring 5 runs or less:	17-13
When Allowing 5 runs or less:	44-10
When out-hitting opponent:	45-5
When matching opponent with hits:	5-3
When out-hit by opponent:	4-8
When hitting at least one home run:	40-9
vs. Starting LHP:	20-7
vs. Starting RHP:	34-9
On Monday:	1-0
On Tuesday:	9-0
On Wednesday:	7-1
On Thursday:	1-2
On Friday:	13-2
On Saturday:	12-5
On Sunday:	11-6
Wearing white uniforms/black trim:	2-3
Wearing white pinstripes/garnet trim:	16-0
Wearing white uniforms/garnet trim:	6-2
Wearing black jersey/white:	2-0
Wearing black jersey/grey:	1-1
Wearing garnet jersey/white:	8-2
Wearing garnet jersey/grey:	8-3
Wearing grey uniforms/black trim:	9-2
Wearing grey pinstripes/garnet trim:	3-2

Morales delivered an RBI double into the right-field corner, scoring Thomas to make it 6-4 Gamecocks and chasing the Citadel ace from the game. Christian Walker then ripped another double into the gap in left center to bring home Morales, making it 7-4 Gamecocks. Cooper struck out a career-high 12 batters, and South Carolina defeated The Citadel 9-4 to advance to the regional championship.

One win away from a trip to the NCAA super regionals, the Gamecocks had one team left to defeat – Virginia Tech, who staved off elimination against The Citadel. Virginia Tech struck first. A walk to Michael Seaborn brought up Steve Domecus, who launched his 13th home run of the season to give the Hokies an early 2-0 lead.

The Gamecocks got on the board in the fourth when Brady Thomas and Christian Walker both laced doubles, with the latter scoring the former to cut the deficit to 2-1. An inning later, the Gamecocks would add another to tie the score on Jackie Bradley Jr.'s RBI sacrifice fly.

As had been their custom during this regional, South Carolina broke it open in the late innings. For it was the sixth inning this time, after first baseman Christian Walker and Kyle Enders delivered back-to-back singles, a Bobby Haney fly ball advanced Walker to third and brought up second baseman Scott Wingo with two outs. The junior delivered his first RBI in a month as he drove a 2-2 pitch into right field, scoring Walker to give the Gamecocks a 3-2 lead. But they were not done. Marzilli ripped his third hit of the night (a career high) to score Enders, and Wingo came across after Whit Merrifield delivered an RBI single of his own to make it 5-2 and end Virginia Tech starter Matthew Price's night on the mound.

But a new pitcher for the Hokies would receive a rude welcome from Bradley as he roped the third pitch he saw over the right-field wall to blow the game wide open, scoring Marzilli and Merrifield to make it 8-2 and energize the Carolina Stadium crowd of 6,233. While Jose Mata kept Virginia Tech at bay, the Gamecocks would tack on two more runs in the seventh and eighth innings. Mata would then work a scoreless eighth, while Michael Roth shut the door with a perfect ninth to clinch the regional championship for Carolina.

Six Gamecocks were named to the All-Tournament team for the 2010 NCAA Regional - C Kyle Enders, 3B Adrian Morales, OF Jackie Bradley Jr., OF Evan Marzilli, DH Brady Thomas and P Blake Cooper.

Adrian Morales was the NCAA Regional MVP along with earning All-Tournament team honors. Morales hit a homer in all three games of the Regional and finished the weekend batting .500 (7-for-14) with five runs scored, and seven RBI as well.

NCAA SUPER REGIONAL RECAP

Down to the final 16 teams in the country, the Gamecocks headed east for a NCAA Super Regional showdown with the No. 4 national seed, Coastal Carolina. It was hot and humid as BB&T Coastal Field filled up with both Gamecock and Chanticleer fans in the stands to see both teams battle with a trip to Omaha on the line.

Carolina sent ace Blake Cooper to the mound with Coastal going with left-hander Matt Rein. South Carolina jumped on Coastal early with three runs in the top of the first inning. Whit Merrifield reached base with one out on a throwing error by Rein. Rein then struggled with control as he walked Jackie Bradley Jr. and hit Adrian Morales to load the bases with one out. Christian Walker delivered for South Carolina as he smacked a two-run single to left field giving the Gamecocks the lead. After a walk to Adam Matthews loaded the bases a second time, Kyle Enders drove in Morales with a RBI sacrifice fly to right field to put South Carolina ahead 3-0. South Carolina extended the lead to 4-0 in the top of the second inning, with one out and the bags full, Jackie Bradley Jr. walked to score Haney.

Coastal cut that lead in half in the bottom of the second inning on a two-run homer from Daniel Bowman. The Chanticleers crept to within a run in the bottom of the fourth on the back of three consecutive hits from Tommy LaStella, Jose Iglesias and Chance Gilmore. Gilmore's RBI bloop single to left field would score La Stella.

With South Carolina leading 4-3 heading into the fifth inning, the game became an intense, emotional affair as both teams pitchers battled to keep each other's offense in check. Coastal loaded the bases with one out in the sixth inning only to see Cooper get out of the jam on a double play ball that deflected off his glove and back to second baseman Scott Wingo who tagged the base at second and threw to first just nabbing Daniel Bowman and keeping the Gamecocks ahead by a run. The next moment of truth came in the eighth inning as Coastal had loaded the bases with no outs. Enter, Gamecock closer Matt Price, who battled, as he struck out Chance Gilmore swinging, got Taylor Motter on a called third strike and ended the frame with getting Bowman to ground out back to him to keep the Chanticleers from tying up the game. Coastal looked to make a score in the ninth inning off of reliever Matt Price. With one out, Adam Rice worked Price to a full count and drew a walk to give CCU a base runner. With two outs and Rice still on first base, Rico Noel just got a handle of a Price pitch and beat out an infield single that was down the third base line to put a pair of runners on base for Coastal. Price kept battling though and preserved the Gamecock victory as Tommy La Stella flew out to center field giving the Gamecocks a 4-3 victory.

With temperatures in the 90's and the heat index in triple digits, the Gamecocks and Chanticleers faced off again in game two of the super regional. Unlike the previous game, both squads would show off the offense in a back and forth affair that kept the fans on the edge of their seats.

Rico Noel gave Coastal Carolina a 1-0 lead in the top of the first inning with a solo home run off of starter Sam Dyson. South Carolina answered though in the bottom half and scored twice to take a 2-1 lead. Evan Marzilli led off with a double to left center. With Merrifield on second base, the Gamecocks scored their second run as Jackie Bradley Jr. extended his hitting streak to 16 games with a double over left fielder Chance Gilmore.

CCU regained the lead in the top of the second inning batting around to score four runs and take a 5-2 lead. Taylor Motter tied the game as he stroked a one-out solo homer to left field, his 12th home run of the year.

South Carolina fought back and tied the game at 5-5 in the bottom of the third with three runs and took advantage of a pair of Chanticleer errors in the process. All the scoring came with two outs as Morales drew a walk and Christian Walker reached base on third baseman Scott Woodward's fielding error. Adam Matthews delivered for the Gamecocks as he roped a RBI double down the left field line that plated home Morales with Walker also scoring. Carolina then tied it on Kyle Enders' RBI single up the middle.

Coastal regained the lead in the top of the fourth with a single run. With two outs and Rich Witten on second base, the Chanticleers caught their own breaks with a hit by pitch to Rico Noel followed by consecutive walks to Tommy La Stella as well as Jose Iglesias that plated home Witten. That lead was extended in the top of the sixth to 7-5 as Adam Rice led off with a single and with two outs scored on Tommy La Stella's RBI single to right field.

South Carolina answered in the bottom half of the sixth to tie the game at 7-7. Bobby Haney drew a leadoff walk and after Scott Wingo's sacrifice bunt would score on pinch hitter Nick Ebert's RBI base hit to right center. With two outs and runners on the corners, pinch-runner Robert Beary scored as a throwing error by third baseman Scott Woodward allowed the Gamecocks to even the game.

CCU struck again in the top of the seventh inning as Bowman launched a two-out solo home run to left field that gave Coastal an 8-7 lead. They would increase the advantage to 9-7 in the top of the eighth as Scott Woodward reached base with one out, and later score on Jose Iglesias' RBI base hit to left field. With the Gamecocks trailing by a pair of runs in the eighth, South Carolina mounted a two-out rally against Coastal closer Austin Fleet with a walk to Jackie Bradley Jr. and a double by Adrian Morales. That set the stage for Christian Walker, who after taking a pair of strikes and a ball, launched his seventh home run of the season giving the Gamecocks a one-run lead. With Gamecock reliever Matt Price on the mound, Carolina closed the game, as Price retired all three batters he faced including a ground out by Rich Witten to end the game and setting off a dog pile on the mound by the Gamecock players.

COLLEGE WORLD SERIES RECAP

South Carolina headed to the College World Series for the ninth time in school history. After arriving in Omaha, the Gamecocks immediately made a special trip to Rosenblatt Stadium before heading to the team hotel, just to get a glimpse at the setting where college baseball's national championship would be crowned.

Eight teams with four on each side of the bracket would do battle with one emerging as champion. Carolina's bracket featured Big 12 contender Oklahoma, No. 1 national seed Arizona State and Palmetto State rival Clemson.

OKLAHOMA (4) SOUTH CAROLINA (3)

The Gamecocks would open up CWS play vs. the Sooners. It was a wild day at Rosenblatt Stadium as the start time was delayed four hours and 15 minutes by rain with an additional two hour and one minute delay just before the start of the bottom of the sixth inning as well. Oklahoma broke ahead 1-0 in the bottom of the first inning. Chris Ellison led off with a single and was sacrificed over to second base. With two outs and Ellison still on second, the Sooners grabbed the lead on a RBI single to right center by Tyler Ogle. Carolina struck back quickly to tie it at 1-1 in the top of the second inning as Christian Walker led off with a solo home run to left center, his eighth homer of the year. Walker crushed a 1-0 pitch from Rocha for his second consecutive home run in as many at bats. The Sooners reclaimed the lead in the bottom of the second with Caleb Bushyhead delivering a solo home run to right field, his sixth round tripper of the year as Oklahoma went back ahead 2-1 on the Gamecocks. Carolina again answered with a home run as Jackie Bradley Jr. tagged his 12th homer of the season to right field knotting the game at two apiece in the top of the fourth. Oklahoma would again reclaim the lead with a single run in the bottom of the fourth inning. Cody Reine opened the frame with a single and was sacrificed over. With two outs and Reine on second base, Bushyhead drove in his second run of the game with a RBI single down the right field line. Trailing 3-2 in the top of the eighth inning, South Carolina looked to tie the game up loading the bases with a one-out single by Whit Merrifield and a pair of two-out walks to Adrian Morales and Christian Walker. Oklahoma reliever Jeremy Erben was able to get out of the jam though as Brady Thomas lined a hard shot into right field that was corralled by Cody Reine. Oklahoma got some important insurance in the bottom of the eighth on Bucechele's solo home run to take a two-run lead. Carolina again battled in the top of the ninth as Kyle Enders singled to left field followed by a base hit to right field by pinch hitter Robert Beary. With one out, the Gamecocks then loaded the bases on a walk to Evan Marzilli. Oklahoma

reliever Ryan Duke got the second out of the inning with Whit Merrifield popping up to Buechele in follow territory right near third base. Down to its final out, Carolina's Jackie Bradley Jr. walked on four pitches scoring Enders and cutting the Sooners lead to just one run. Duke however stayed composed and was able to get Adrian Morales to fly out to center field ending the game and giving Oklahoma the victory.

SOUTH CAROLINA (11) ARIZONA STATE (4)

With their backs against the wall, the Gamecocks returned to the field in an elimination game against No. 1 national seed Arizona State. South Carolina pounded out eight runs on eight hits in the bottom of the second inning and starting pitcher Sam Dyson had a quality start with 7.1 innings of work as the Gamecocks defeated Arizona State 11-4.

The big frame for South Carolina was the second inning as the Gamecock bats struck for eight hits, the most hits in an inning for Carolina this year as South Carolina broke ahead 8-0 on Arizona State. Adrian Morales and Kyle Enders each singled to start things off for Carolina. With both runners on first and second base and one out, Scott Wingo drove a RBI double down the left field line scoring both Morales and Enders. It marked Wingo's first multi-RBI game since April 30 vs. Alabama. After an Evan Marzilli single, Whit Merrifield knocked a RBI single over the first baseman's head allowing Wingo to score and increasing Carolina's lead to 3-0. Jackie Bradley Jr. had the big hit in the inning then as he drove a three-run homer to left center for his team-leading 13th round tripper of the year and his second of the College World Series. That wouldn't be the only home run of the inning though as Morales connected with a two-run blast to left field off the foul pole giving Carolina the eight-run cushion. That home run was also Morales' second hit of the inning and his ninth home run of the year.

Carolina increased the advantage to 10-0 in the third inning. Bobby Haney led off with a double followed by a walk to Wingo and Marzilli reaching on a hit by pitch. With one out, the Gamecocks scored as Bradley also reached base on a hit by pitch that scored Wingo. That was followed up by a walk to Christian Walker scoring Marzilli.

All nine position starters reached base at least once with eight of nine tallying at least one hit.

SOUTH CAROLINA (3) OKLAHOMA (2) (12 innings)

Having survived one elimination contest, the Gamecocks earned the right to face Oklahoma for a second time in another match-up that would send the loser home with the winner surviving another day. Just like the previous game, both South Carolina and Oklahoma battled each other to the fullest with neither team being able to muster much offense.

Both Gamecock starting pitcher Blake Cooper and Oklahoma starter Zach Neal had quality starts and kept each of their respective teams in position to win the game. Cooper worked 5.2 innings allowing just one run on four hits with six strikeouts and two walks. Neal lasted seven-plus inning and yielded one run on five hits with seven strikeouts and a walk.

It was a dramatic night at Rosenblatt Stadium with both teams battling back and forth with the result in question until the final play. After Oklahoma took a 2-1 lead in the top of the 12th on a solo home run by Tyler Ogle, the Gamecocks made their move as Robert Beary singled to open the frame and give the Gamecocks the tying run on the base paths. With two outs and Beary on second base in scoring position, Jackie Bradley Jr. battled Oklahoma closer Ryan Duke to a full count before lacing a RBI single past Oklahoma's diving first baseman Cameron Seitzer to score Beary and tie the game. Jeffery Jones then walked moving Bradley into scoring position setting the stage for Brady Thomas, who roped the first pitch he saw from Duke up the middle for a RBI single to win the game and setting off a celebration among the Gamecock players on the field.

Down to the final strike and possibly the end of the season, the Gamecocks earned a 3-2 win over Oklahoma to advance to the final four teams at the 2010 College World Series. Carolina's next opponent – a team from right down the road in the state – Clemson.

SOUTH CAROLINA (5) CLEMSON (1)

South Carolina – Clemson – One of college baseball's greatest rivalries on the national stage with the winner getting a shot at a national championship. The path for Carolina was simple – win two or go home with the Tigers just needing one game to advance to play for the title.

With starting pitchers Blake Cooper and Sam Dyson both unavailable, Carolina turned to an unlikely pitcher to face Clemson. Left-handed reliever Michael Roth received the ball for the next game against the Tigers – his first start of the season.

In what could only be described as “the game of his life”, Roth controlled Clemson from the get go and kept them off base for pretty much the entire contest as he hurled a three-hit complete game and was backed by an offense that included a home run by Kyle Enders and two RBI by Jackie Bradley Jr. as South Carolina defeated Clemson 5-1 to force one more game between the two schools. Roth was masterful throughout the evening as he limited the Tigers to just one double and a pair of singles. Roth, making only his third start of his career, went the distance and allowed just one

run while striking out four batters and walking just one. Along with the four strikeouts, he had 16 ground ball outs and six fly outs. He is now 2-1 on the year.

The Gamecocks broke ahead 1-0 in the top of the first inning. Evan Marzilli led off with a double down the left field line and with one out scored on Jackie Bradley Jr.'s RBI groundout to the shortstop. That lead increased to 2-0 in the second inning as Brady Thomas led off with a double of his own and scored on Adrian Morales' RBI single to right field. It was pushed to 3-0 in the top of the third as Marzilli drew a walk and after stealing second base, scored on Bradley's RBI double to the gap in left center.

Clemson got on the scoreboard in the bottom of the third inning to cut Carolina's lead to 3-1 as Richie Shaffer doubled to open the frame and with one out scored on a passed ball issued by catcher Kyle Enders. South Carolina reclaimed a three-run cushion in the top of the fourth inning as Enders launched a two-out solo homer to left field, his third round tripper of the year giving Carolina a 4-1 advantage. After a scoreless fifth inning, Enders drove in his second run of the game with a two-out RBI base hit in the top of the sixth to score Thomas and extend the lead to 5-1 against the Tigers. Clemson's looked to rally in the eighth inning but could not get on the scoreboard again vs. Roth. With two runners on and one out, Roth induced a fielder's choice and then a fly out to hold the Tigers at bay.

The Gamecocks played with heavy hearts that evening as one of the team's biggest fans – seven-year old Bayler Teal – had lost his battle with cancer the night before. Many players, including Roth, sported the letters BT – in honor of Bayler – on their ball cap.

SOUTH CAROLINA (4) CLEMSON (3)

Drama – suspense – just a couple of ways to describe the College World Series for the Gamecocks. It would be more the same in the next contest, as South Carolina and Clemson fought toe to toe to earn the right to face UCLA in the CWS championship finals. South Carolina broke ahead 1-0 in the bottom of the first inning. Three consecutive singles by Evan Marzilli, Whit Merrifield and Jackie Bradley Jr. put the Gamecocks in position to score. Harman limited the damage though as he induced Christian Walker into a 4-6-3 double play that scored Marzilli.

Clemson would tie the game 1-1 in the top of the third inning. Will Lamb reached base on a hit by pitch and advanced to third on Mike Freeman's single to right center. Lamb scored on a RBI fielder's choice off the bat of Schaus. Dyson would limit the damage for Carolina as well though as he struck out John Hinson swinging with two runners on to maintain the tie. Carolina regained the lead at 2-1 in the bottom of the fourth inning on a solo home run from Walker, his ninth of the season and third of the NCAA Tournament. Walker crushed a 2-2 pitch from Harman over the wall in left center to give the Gamecocks a one-run lead. Clemson tied it at 2-2 in the seventh inning as the Tigers scored after a fielder's choice on a throwing error by second baseman Scott Wingo.

A see-saw affair saw the Gamecocks and Tigers knotted at two apiece heading into the bottom of the seventh inning. That's when Carolina made its final move as Evan Marzilli reached base with one out on a hit by pitch against Clemson starter Casey Harman. With Alex Frederick on in relief for Clemson, Whit Merrifield struck out swinging. However, on the play, Marzilli stole second base and advanced on a throwing error by Clemson catcher Spencer Kieboom. With Marzilli in scoring position, Clemson elected to intentionally walk Jackie Bradley Jr. that brought Christina Walker up to the plate. On Frederick's 3-1 strike, Walker roped a RBI single to left center scoring Marzilli and giving the Gamecocks a one-run lead. That was followed up by a RBI base hit by Adrian Morales scoring Bradley and putting the Gamecocks ahead 4-2. With Carolina ahead by two runs, the Tigers mounted a rally as John Hinson reached base on a triple to right after both Merrifield and Wingo collided going for the ball. Hinson would then score on Brad Miller's RBI ground out to bring the Tigers back within a run. Clemson mounted one final rally in the top of the ninth as Mike Freeman reached base with two outs on a single up the middle. But Matt Price kept the game in check and was able to get Jeff Schaus to ground out on a sharp ground ball to first baseman Christian Walker preserving a victory for the Gamecocks.

Just a few months before this game – Clemson had edged out the Gamecocks 2-1 in a weekend series. With a pair of victories in Omaha, the Gamecocks came out on top in 2010 with a 3-2 edge in wins over the Tigers. Most important – the Gamecocks survived and advanced to face UCLA in the championship series.

SOUTH CAROLINA (7) UCLA (1)

Heading into the championship series, South Carolina and UCLA had only one previous meeting in each school's history, when the Bruins defeated the Gamecocks on March 23, 1972, 10-4 in a tournament in Riverside, Calif.

The scenario was a little bit different now though – as a champion would be crowned – in this the final series to be played at historic Rosenblatt Stadium.

For game one, South Carolina would send senior right-hander Blake Cooper to the hill. Cooper is 12-2 on the year with a 2.86 ERA with a team-high 129.0 innings pitched. He has 116 strikeouts to just 38 walks. In the postseason, Cooper owns a 2-1 record with a 2.52 ERA in 25 innings pitched. He faces off against UCLA sophomore right-hander Gerrit Cole (11-3, 3.26 ERA).

As he did all season, Cooper showcased why he was one of the top pitchers in the country. On three days rest, Cooper had a strong game as he worked in and out and kept the UCLA batters in check for most the evening allowing just one hit in his first eight innings of work.

While Cooper masterfully set down the UCLA offense, the Gamecocks started strong out of the gates with the bats breaking out to a 2-0 lead in the top of the first inning. Jackie Bradley Jr. bunted for a base hit with two outs followed by a single to left center by Christian Walker. Bradley scored Carolina's first run as Brady Thomas hit a check swing base hit down the left field line. The Gamecocks were then able to take advantage of a UCLA miscue as a ground ball off the bat of Adrian Morales went through the legs of second baseman Cody Regis allowing Walker to score. Carolina increased the lead to 3-0 in the top of the second as Scott Wingo tripled down the left field line with one out and scored on Evan Marzilli's RBI base hit to right field. It would then be extended to 5-0 in the top of the third as Haney delivered with a two-out RBI single that scored both Morales and Thomas.

Carolina added single runs in the fifth and eighth innings. Haney drove in his third run with a sacrifice fly RBI to score Morales and Merrifield collected a two-out RBI single in the eighth that plated home Wingo. UCLA completed the scoring in the ninth inning with a run as they loaded the bases with no outs and scored on a double play ball off the bat of Trevor Brown.

Cooper handed the ball off to John Taylor in the ninth inning, who got the final three outs of the game to preserve the win. Final score – South Carolina 7, UCLA 1. Cooper improved to 13-2 on the year and earned his 34th career victory at South Carolina, tying him for fourth all-time in school history. Most important – he had brought his team one step closer to a national title!

SOUTH CAROLINA (2) UCLA (1) (11 INN.)

The dream began in August – fall workouts – skill work – offseason strength and conditioning – all the blood, sweat and tears – all the hard work – for this one chance – to be crowned – NATIONAL CHAMPION. With that dream so close – but yet so far – head coach Ray Tanner and the Gamecocks rolled the dice again – sending left-hander Michael Roth out to start his second game of the College World Series.

Roth and UCLA's Rob Rasmussen locked up in tight duel as neither offense could muster much against the pair of left-handers. It would be UCLA that would break a scoreless tie with a run in the fifth inning. Trevor Brown led off with an infield single, moved to second on a sacrifice bunt and scored on Niko Gallego's RBI single to left.

Still trailing by a run, the Gamecocks finally tied the score in the bottom of eighth. Pinch-hitter Brady Thomas led off the frame with a solid single to center. Pinch-runner Robert Beary went to second on a ground out and scored when Bobby Haney's grounder ended up in right field after being misplayed by UCLA first baseman Dean Espy and eluding second baseman Cody Regis.


Deadlocked at 1-1, Carolina went back to the bullpen with right-hander Matt Price. Similar to his previous outings in the postseason, Price showed why he was one of the most dominant closers in the game as he kept the Bruins in check, not allowing one runner to cross the plate for UCLA. With the bases loaded and two outs in the ninth, Price got his biggest out of the game with a strikeout against Niko Gallego that set off a thundering applause among the 24,000-plus fans in Rosenblatt Stadium.

With Price giving the Gamecocks momentum, Carolina looked to end the game in the bottom of the 11th inning. Scott Wingo battled UCLA closer Dan Klein to a full count and earned a walk. Carolina then caught a break as a passed ball allowed Wingo to reach second base and get into scoring position with no outs. He would get 90 feet closer then as Evan Marzilli layed down a perfect sacrifice bunt putting Wingo at third base and bringing the fans to their feet.

With a 2-0 count, Whit Merrifield stood in the batter's box and laced a RBI single to right field scoring Wingo and clinching the national championship.

DREAMS DO COME TRUE - NATIONAL CHAMPIONS!

2010 Roster								
3	Adrian Morales	INF	17	Jose Mata	RHP	34	Jordan Propst	RHP
4	Robert Beary	OF/C	18	Kyle Enders	C	36	Brady Thomas	C
5	Whit Merrifield	OF	19	Jackie Bradley Jr.	OF	37	Jay Brown	RHP
6	Jeffery Jones	1B	20	Sam Dyson	RHP	38	Tyler Webb	LHP
7	Richard Royal	C	21	Greg Harrison	RHP	39	Patrick Sullivan	RHP
8	Scott Wingo	INF	22	Matt Price	RHP	42	Parker Bangs	RHP/UT
9	Steven Neff	LHP/OF	23	Bobby Haney	INF	44	Colby Holmes	RHP
10	Anthony Iacomini	INF	24	Brison Celek	C/1B	47	Nick Ebert	1B
12	Jimmy Revan	LHP	26	Adam Matthews	OF			
13	Christian Walker	1B/3B	27	Blake Cooper	RHP		Head Coach: Ray Tanner	
14	John Taylor	RHP	29	Michael Roth	1B/LHP		Associate Head Coach: Chad Holbrook	
15	Nolan Belcher	LHP	31	Evan Marzilli	OF		Assistant Coach: Mark Calvi	
16	Austin Ashmore	OF	32	Ethan Carter	RHP		Assistant Coach: Sammy Esposito	
			33	Alex Burrell	LHP			



South Carolina 9, Bucknell 5 June 4, 2010

Bucknell	AB	R	H	RBI	BB	SO
Allen, ss	5	0	0	0	0	1
LaRosa, c	4	0	0	0	0	1
Yoder, 2b	3	2	1	1	1	0
Brouse, rf	3	2	2	0	0	1
Shribman, 1b	4	1	1	1	0	2
Donato, cf	4	0	1	0	0	0
Constable, lf	3	0	1	1	1	1
Lamore, dh	3	0	0	0	0	2
Clark, ph	1	0	0	0	0	1
Totals	34	5	6	3	2	12

S. Carolina	AB	R	H	RBI	BB	SO
Marzilli, rf	3	1	2	2	0	1
Bangs, ph	1	0	0	0	0	1
Roth, p	1	0	0	0	0	1
Merrifield, 3b	3	1	2	1	1	0
Bradley Jr., cf	3	1	1	2	2	0
Walker, 1b	5	0	0	0	0	0
Matthews, lf	3	2	2	0	2	0
Thomas, c	3	0	0	0	0	0
Enders, c	1	0	0	0	1	0
Jones, dh	3	0	1	0	0	0
Wingo, ph/ss	1	1	1	0	0	0
Morales, 2b	5	2	3	3	0	1
Haney, ss	3	1	1	0	0	1
Beary, ph/rf	1	0	1	1	0	0
Totals	36	9	14	9	6	5

Bucknell	000	203	000	5	6	0
SC	000	102	15X	9	14	3

E - Merrifield; Thomas; Wingo. DP - BU 1. LOB - BU 5; SC 13. 2B - Shribman; Merrifield; Morales. HR - Yoder; Marzilli; Bradley; Morales. HBP - Brouse; Marzilli; Merrifield; Wingo. SF - Beary. SB - Brouse; Matthews; Morales.

Bucknell	IP	H	R	ER	BB	K
Seeley	5.2	9	3	3	2	2
Ebner	1.0	2	1	1	2	1
Carlin	1.0	3	5	5	2	1
Hart	0.1	0	0	0	0	1

S. Carolina	IP	H	R	ER	BB	K
Dyson	5.0	4	4	3	2	7
Mata	0.2	2	1	0	0	0
Roth	3.1	0	0	0	0	5

Win - Roth. Loss - Carlin. WP - Dyson. HBP - by Seeley (Marzilli); by Seeley (Merrifield); by Dyson (Brouse); by Carlin (Wingo). BK - Seeley. Time: 2:58. Attendance: 6,712



South Carolina 9, The Citadel 4 June 5, 2010

S. Carolina	AB	R	H	RBI	BB	SO
Merrifield, rf	5	0	1	0	0	3
Matthews, lf	2	0	0	0	1	2
Marzilli, ph/lf	2	1	1	2	0	0
Bradley Jr., cf	5	0	1	0	0	0
Thomas, dh	5	3	2	0	0	2
Morales, 3b	4	2	3	3	0	1
Walker, 1B	5	0	2	1	0	0
Enders, c	5	1	2	2	0	3
Haney, ss	5	1	2	2	0	3
Wingo, 2b	3	1	1	0	0	2
Totals	41	9	14	8	1	14

The Citadel	AB	R	H	RBI	BB	SO
Orvin, cf	5	0	1	0	0	2
Felder, dh	4	1	0	0	0	4
Simonelli, rf	3	2	1	0	1	1
Altman, 2b	3	1	3	3	0	0
Mackert, 1b	3	0	0	0	1	2
Jordan, ss	4	0	2	1	0	1
Greene, 3b	3	0	0	0	1	1
Richards, c	4	0	0	0	0	2
Ladd, lf	4	0	0	0	0	1
Totals	33	4	7	4	3	14

SC	020	000	502	9	14	1
CIT	000	130	000	4	7	1

E - Enders; Jordan. DP - SC 2. LOB - SC 8; CIT 6. 2B - Morales; Walker; Enders. HR - Morales; Enders; Altman. SB - Thomas. CS - Morales; Orvin.

S. Carolina	IP	H	R	ER	BB	K
Cooper	7.1	6	4	0	3	12
Price	1.2	1	0	0	0	2

The Citadel	IP	H	R	ER	BB	K
Wojciechowski	6.2	9	7	7	1	11
Mahaffey	0.1	1	0	0	0	1
Reifsnider	2.0	4	2	2	0	2

Win - Cooper. Loss - Wojciechowski. Save - Price. WP - Wojciechowski (3). HBP - by Cooper (Altman); by Wojciechowski (Wingo); by Wojciechowski (Morales). BK - Wojciechowski. PB - Enders; Richards. Time - 2:45. Attendance - 7,418.



South Carolina 10, Virginia Tech 2 June 6, 2010

S. Carolina	AB	R	H	RBI	BB	SO
Marzilli, lf	5	2	3	1	0	2
Merrifield, rf	5	2	2	1	0	0
Bradley Jr., cf	3	1	1	4	1	0
Thomas, dh	5	1	1	0	0	1
Morales, 3b	5	1	1	1	0	1
Walker, 1b	5	1	3	1	0	0
Enders, c	4	1	2	0	0	0
Haney, ss	5	0	0	0	0	2
Wingo, 2b	4	1	1	1	0	0
Totals	41	10	14	9	1	6

Virginia Tech	AB	R	H	RBI	BB	SO
Ryan, cf	4	0	0	0	0	0
Seaborn, 2b	3	1	1	0	1	1
Domecus, dh	4	1	2	2	0	0
Wates, 1b	4	0	1	0	0	0
Shaban, 3b	4	0	0	0	0	2
Sosnoskie, B., lf	4	0	1	0	0	0
Rash, rf	4	0	0	0	0	2
Sosnoskie, A., c	3	0	1	0	0	1
Zimmerman, ss	2	0	0	0	0	1
Blow, ph	1	0	0	0	0	0
Balisteri, ss	0	0	0	0	0	0
Totals	33	2	6	2	1	7


SC	000	116	110	10	14	1
VT	200	000	000	2	6	4

E - Walker; Seaborn; Shaban; Balisteri (2). DP - SC 1; VT 1. LOB - SC 8; VT 5. 2B - Marzilli; Thomas; Walker. HR - Bradley; Morales; Domecus. HBP - Enders; Wingo. SF - Bradley.

S. Carolina	IP	H	R	ER	BB	K
Brown	3.2	4	2	2	1	1
Mata	4.1	2	0	0	0	5
Roth	1.0	0	0	0	0	1

Virginia Tech	IP	H	R	ER	BB	K
Price	5.2	11	7	7	0	3
McDermott	0.1	2	2	2	0	0
Rowen	3.0	1	1	0	1	3

Win - Mata. Loss - Price. WP - Price. HBP - by Price (Wingo); by Rowen (Enders). BK - Rowen. Time - 2:41. Attendance - 6,233



South Carolina 4, Coastal Carolina 3
June 12, 2010

S. Carolina	AB	R	H	RBI	BB	SO
Marzilli, lf	4	0	1	0	1	1
Merrifield, rf	5	1	1	0	0	0
Bradley Jr., cf	3	1	2	1	2	0
Morales, 3b	4	1	1	0	0	1
Walker, 1b	5	0	2	2	0	1
Matthews, dh	2	0	0	0	1	0
Jones, ph/dh	2	0	0	0	0	0
Enders, c	3	0	1	1	0	0
Haney, ss	3	1	1	0	0	2
Wingo, 2b	3	0	0	0	0	1
Totals	34	4	9	4	4	6

C. Carolina	AB	R	H	RBI	BB	SO
Woodward, 3b	4	0	0	0	0	2
Noel, cf	5	0	2	0	0	2
LaStella, 2b	4	1	1	0	1	0
Iglesias, c	2	0	1	0	2	0
Gilmore, lf	4	0	2	1	0	1
Motter, ss	2	1	0	0	2	1
Bowman, rf	4	1	1	2	0	0
Witten, 1b	4	0	0	0	0	2
Rice, dh	3	0	0	0	1	0
Totals	32	3	7	3	6	8


SC	310	000	000	4	9	0
CCU	020	100	000	3	7	1

E - Rein. DP - SC 1. LOB - SC 11; CCU 9. 2B - Marzilli; Haney. HR - Bowman. HBP - Morales; Wingo; Woodward. SH - Haney. SF - Enders. CS - Woodward

S. Carolina	IP	H	R	ER	BB	K
Cooper	7.0	6	3	3	3	5
Roth	0.0	0	0	0	1	0
Mata	0.0	0	0	0	1	0
Price	2.0	1	0	0	1	3

C. Carolina	IP	H	R	ER	BB	K
Rein	1.0	2	4	2	2	0
Conway	2.2	2	0	0	2	2
Cannolly	1.1	0	0	0	0	1
Hessler	1.1	1	0	0	0	1
Meo	1.0	2	0	0	0	0
Laney	1.0	1	0	0	0	2
Fleet	0.2	1	0	0	0	0

Win - Cooper. Loss - Rein. Save - Price. HBP - by Rein (Morales); by Rein (Wingo); by Cooper (Woodward). Time - 3:31. Attendance - 6,599



South Carolina 10, Coastal Carolina 9
June 13, 2010

C. Carolina	AB	R	H	RBI	BB	SO
Woodward, 3b	3	2	1	0	0	1
Noel, cf	3	1	1	1	1	0
LaStella, 2b	2	0	2	3	3	0
Iglesias, c	4	0	1	2	1	1
Gilmore, lf	5	0	0	0	0	2
Motter, ss	5	1	1	1	0	2
Bowman, rf	5	2	2	1	0	1
Witten, 1b	5	2	2	1	0	0
Rice, dh	3	1	1	0	0	0
Totals	35	9	11	9	5	7

S. Carolina	AB	R	H	RBI	BB	SO
Marzilli, lf	2	1	1	0	1	0
Ebert, ph	1	0	1	1	0	0
Beary, pr/lf	0	1	0	0	1	0
Merrifield, rf/3b	5	1	1	0	0	0
Bradley Jr., cf	3	1	1	1	2	0
Morales, 3b/2b	4	2	1	0	1	1
Walker, 1b	5	2	2	3	0	1
Matthews, dh/lf	5	1	2	2	0	1
Enders, c	4	0	1	1	0	1
Haney, ss	3	1	3	0	1	0
Wingo, 2b	2	0	0	0	0	1
Jones, ph	1	0	0	0	0	1
Totals	35	10	13	8	6	6

CCU	140	101	110	9	11	5
SC	203	002	03X	10	13	0

E - Woodward (2); Gilmore; Motter; Witten. DP - CCU 3; SC 1. LOB - CCU 8; SC 8. 2B - Bowman; Marzilli; Bradley; Morales; Matthews. HR - Noel; Motter; Bowman; Walker. HBP - Woodward; Noel. SH - Woodward; Rice; Wingo. SB - Woodward.

C. Carolina	IP	H	R	ER	BB	K
Wheeler	3.2	8	5	1	2	2
Cannolly	1.1	1	1	1	1	1
Laney	0.2	1	1	0	1	0
Fleet	2.1	3	3	3	2	3

S. Carolina	IP	H	R	ER	BB	K
Dyson	1.1	4	4	4	1	0
Mata	2.0	2	2	2	1	2
Neff	0.1	0	0	0	1	1
Taylor	2.0	1	1	1	1	2
Roth	1.0	2	1	1	0	0
Carter	1.1	0	0	0	0	1
Price	1.0	0	0	0	0	1

Win - Carter. Loss - Fleet. Save - Price. WP - Wheeler; Fleet. HBP - by Mata (Woodward); by Neff (Noel). Time - 3:46. Attendance - 6,599



Oklahoma 4, South Carolina 3
June 20, 2010

S. Carolina	AB	R	H	RBI	BB	SO
Marzilli, lf	3	0	0	0	2	0
Merrifield, rf/3b	4	0	1	0	1	0
Bradley Jr., cf	4	1	2	2	1	1
Morales, 3b/2b	4	0	0	0	1	1
Walker, 1b	3	1	2	1	1	0
Thomas, dh	4	0	2	0	0	0
Enders, c	2	1	1	0	1	0
Haney, ss	3	0	0	0	0	1
Beary, ph	1	0	1	0	0	0
Wingo, 2b	2	0	0	0	0	0
Ebert, ph	1	0	0	0	0	1
Matthews, rf	1	0	0	0	0	1
Totals	32	3	9	3	7	5

Oklahoma	AB	R	H	RBI	BB	SO
Ellison, cf	3	1	1	0	1	0
White, lf	3	0	0	0	0	2
Buechele, 3b	4	1	1	1	0	1
Ogle, c	4	0	1	1	0	0
Reine, rf	4	1	2	0	0	0
Herren, rf	0	0	0	0	0	0
Seitzer, 1b	2	0	0	0	0	2
Black, 2b	3	0	0	0	0	2
Bushyhead, ss	3	1	2	2	0	0
Ross, dh	2	0	0	0	0	0
Eisenberg, ph	1	0	0	0	0	0
Totals	29	4	7	4	1	7

SC	010	100	001	3	9	0
OU	110	100	01X	4	7	0

DP - OU 1. LOB - SC 10; OU 5. HR - Bradley; Walker; Buechele; Bushyhead. HBP - Seitzer. SH - Enders; White; Seitzer. SB - Ellison. CS - Thomas

S. Carolina	IP	H	R	ER	BB	K
Cooper	5.0	6	3	3	1	5
Roth	1.0	0	0	0	0	1
Taylor	0.1	0	0	0	0	0
Neff	0.1	0	0	0	0	0
Mata	0.2	1	1	1	0	0
Webb	0.2	0	0	0	0	1

Oklahoma	IP	H	R	ER	BB	K
Rocha	6.0	5	2	2	3	2
Erben	2.0	4	1	1	2	2
Duke	1.0	0	0	0	2	1

Win - Rocha. Loss - Cooper. HBP - by Roth (Seitzer). Time - 2:53. Attendance - 22,835



**South Carolina 11, Arizona State 4
June 22, 2010**

ASU	AB	R	H	RBI	BB	SO
Maggi, ss	5	0	1	1	0	1
MacPhee, 2b	5	0	1	0	0	0
Calhoun, rf	4	1	1	0	1	1
Torrez, Ri., 1b	3	0	0	0	0	2
Ruettiger, lf/cf	5	1	2	0	0	2
Marrero, dh	4	1	3	1	0	0
Aplin, cf	2	1	0	0	1	0
Newman, ph/lf	1	0	1	1	0	0
Torrez, Ra., 3b	3	0	0	0	0	0
Barnes, c	4	0	2	1	0	1
Totals	36	4	11	4	2	7

S. Carolina	AB	R	H	RBI	BB	SO
Marzilli, lf	4	2	2	0	0	1
Merrifield, rf	5	2	3	2	0	0
Bradley Jr., cf	4	1	3	4	0	0
Walker, 1b	4	0	0	1	1	1
Thomas, dh	3	1	1	0	0	1
Matthews, ph/dh	2	0	0	0	0	1
Morales, 3b	5	2	2	2	0	1
Enders, c	4	1	1	0	0	2
Haney, ss	4	0	1	0	0	1
Wingo, 2b	3	2	1	2	1	1
Totals	38	11	14	11	2	9

ASU	000	020	020	4	11	0
SC	082	000	01X	11	14	0

DP - SC 2. LOB - ASU 10; SC 7. 2B - Marrero; Haney; Wingo. HR - Merrifield; Bradley; Morales. HBP - Torrez, Ri. (2); Torrez, Ra.; ; Marzilli; Bradley. SB - Maggi; MacPhee

ASU	IP	H	R	ER	BB	K
Kelly	1.2	10	8	8	0	3
Lambson	4.1	2	2	2	2	4
Swagerty	2.0	2	1	1	0	2

S. Carolina	IP	H	R	ER	BB	K
Dyson	7.1	8	4	4	2	3
Price	1.2	3	0	0	0	4

Win - Dyson. Loss - Kelly.
HBP - by Dyson (Torrez, Ri.); by Lambson (Marzilli); by Lambson (Bradley); by Dyson (Torrez, Ri.); by Price (Torrez, Ra.). Time - 3:09. Attendance: 19,936



**South Carolina 3, Oklahoma 2
June 24, 2010**

Oklahoma	AB	R	H	RBI	BB	SO
Ellison, cf	4	0	0	0	0	1
White, lf	5	0	1	0	0	2
Buechele, 3b	5	0	1	0	0	4
Ogle, c	3	2	2	1	1	0
Reine, rf	3	0	0	0	0	2
Seitzer, 1b	4	0	0	0	1	0
Bushyhead, ss	5	0	1	1	0	0
Black, 2b	5	0	0	0	0	3
Herren, dh	3	0	0	0	0	2
Eisenberg, ph	1	0	0	0	0	0
Totals	38	2	5	2	2	14

S. Carolina	AB	R	H	RBI	BB	SO
Marzilli, lf	6	1	2	0	0	1
Merrifield, rf/3b	5	0	0	0	0	1
Bradley Jr., cf	6	1	1	1	0	1
Walker, 1b	5	0	3	1	0	0
Matthews, pr	0	0	0	0	0	0
Jones, 1b	0	0	0	0	1	0
Thomas, dh	6	0	1	1	0	2
Morales, 3b/2b	5	0	1	0	0	0
Enders, c	2	0	0	0	2	1
Haney, ss	5	0	1	0	0	1
Wingo, 2b	1	0	0	0	0	1
Beary, ph/rf	3	1	1	0	0	1
Totals	44	3	10	3	3	9

OU	010	000	000	001	2	5	2
SC	000	000	010	002	3	10	1

E - Buechele; Ogle; Walker. DP - SC 2. LOB - OU 6; SC 12. 2B - Marzilli; Haney. HR - Ogle. HBP - Ellison; Reine (2); Wingo. SH - Ogle; Merrifield; Enders. SB - Bushyhead; Marzilli; Beary. CS - Ellison.

Oklahoma	IP	H	R	ER	BB	K
Neal	7.0	5	1	1	1	7
Erbien	4.0	2	0	0	1	1
Duke	0.2	3	2	2	1	1

S. Carolina	IP	H	R	ER	BB	K
Cooper	5.2	4	1	1	2	6
Roth	1.1	0	0	0	0	1
Taylor	1.0	0	0	0	0	1
Price	3.0	0	0	0	0	5
Carter	0.0	1	1	1	0	0
Webb	1.0	0	0	0	0	1

Win - Webb. Loss - Duke.
HBP - by Cooper (Ellison); by Neal (Wingo); by Price (Reine); by Webb (Reine). Time: 3:46. Attendance: 24,180



**South Carolina 5, Clemson 1
June 25, 2010**

S. Carolina	AB	R	H	RBI	BB	SO
Marzilli, lf	2	2	1	0	2	1
Merrifield, rf	4	0	0	0	0	1
Bradley Jr., cf	3	0	1	2	1	0
Walker, 1b	4	0	1	0	0	0
Thomas, dh	4	2	2	0	0	0
Morales, 3b	4	0	1	1	0	0
Enders, c	4	1	2	2	0	0
Haney, ss	3	0	0	0	1	0
Wingo, 2b	4	0	0	0	0	1
Totals	32	5	8	5	4	3

Clemson	AB	R	H	RBI	BB	SO
Epps, dh	2	0	0	0	0	1
Nester, ph/dh	2	0	0	0	0	0
Freeman, 2b	4	0	0	0	0	0
Schaus, 2b	4	0	0	0	0	0
Parker, rf	2	0	0	0	1	1
Miller, ss	4	0	1	0	0	1
Hinson, 3b	4	0	0	0	0	1
Shaffer, 1b	2	1	1	0	0	0
Boyd, cf	3	0	0	0	0	0
Kieboom, c	3	0	1	0	0	0
Pohl, c	0	0	0	0	0	0
Totals	30	1	3	0	1	4


SC	111	101	000	5	8	1
CU	001	000	000	1	3	0

E - Wingo. DP - SC 1; CU 2. LOB - SC 4; CU 5. 2B - Marzilli; Bradley; Thomas; Shaffer. HR - Enders. HBP - Parker; Shaffer. SB - Marzilli.

S. Carolina	IP	H	R	ER	BB	K
Roth	9.0	3	1	1	1	4

Clemson	IP	H	R	ER	BB	K
Leone	2.2	4	3	3	1	0
Haselden	3.1	4	2	2	1	0
Cruz	3.0	0	0	0	2	3

Win - Roth. Loss - Leone.
HBP - by Roth (Parker); by Roth (Shaffer). PB - Enders.
Time: 2:22. Attendance: 22,334



South Carolina 4, Clemson 3
June 26, 2010

Clemson	AB	R	H	RBI	BB	SO
Lamb, dh	4	1	1	0	0	0
Freeman, 2b	5	0	2	0	0	1
Schaus, lf	5	0	1	1	0	1
Parker, rf	3	0	0	0	0	2
Hinson, 3b	3	1	2	0	1	1
Miller, ss	4	0	0	1	0	0
Shaffer, 1b	4	0	1	0	0	1
Boyd, cf	4	0	1	0	0	1
Kieboom, c	2	0	0	0	0	0
Epps, ph	0	1	0	0	1	0
Nester, c	1	0	0	0	0	1
Totals	35	3	8	2	2	8

S. Carolina	AB	R	H	RBI	BB	SO
Marzilli, lf	3	2	1	0	1	0
Merrifield, rf	5	0	3	0	0	1
Bradley Jr., cf	2	1	1	0	1	0
Walker, 1b	4	1	2	2	0	0
Morales, 3b	4	0	1	1	0	1
Matthews, dh	3	0	0	0	0	1
Thomas, ph	0	0	0	0	1	0
Enders, c	4	0	0	0	0	2
Wingo, 2b	3	0	0	0	1	0
Totals	32	4	9	3	4	6

CU	001	000	110	3	8	3
SC	100	100	20X	4	9	1

E - Miller; Kieboom; Nester; Wingo. DP - CU 2. LOB - CU 9; SC 10. 2B - Merrifield. 3B - Hinson; Merrifield. HR - Walker. HBP - Lamb; Parker; Marzilli; Bradley. SB - Marzilli; Matthews.

Clemson	IP	H	R	ER	BB	K
Harman	6.1	7	3	3	0	5
Frederick	0.2	2	1	1	2	1
Weismann	0.1	0	0	0	2	0
Brady	0.2	0	0	0	0	0

S. Carolina	IP	H	R	ER	BB	K
Dyson	6.2	5	2	2	2	5
Price	2.1	3	1	1	0	3

Win - Price. Loss - Harman. HBP - by Dyson (Lamb); by Dyson (Parker); by Harman (Bradley). PB - Enders. Time: 3:04. Attendance: 12,593

South Carolina 7, UCLA 1
June 28, 2010

S. Carolina	AB	R	H	RBI	BB	SO
Marzilli, lf	4	0	2	1	1	0
Merrifield, rf	5	0	1	1	0	1
Bradley Jr., cf	5	1	2	0	0	1
Walker, 1b	5	1	2	0	0	0
Thomas, dh	3	1	1	1	1	0
Matthews, ph	1	0	1	0	0	0
Morales, 3b	5	2	1	0	0	0
Enders, c	5	0	1	0	0	1
Haney, ss	3	0	2	3	0	0
Wingo, 2b	4	2	1	0	0	0
Totals	40	7	14	6	2	3

UCLA	AB	R	H	RBI	BB	SO
Amaral, cf	4	0	0	0	0	0
Gallego, ss	4	0	0	0	0	3
Regis, 2b	4	1	1	0	0	1
Dunlap, dh	3	0	0	0	0	2
Navarro, ph	0	0	0	0	1	0
Gelalich, lf	3	0	1	0	0	1
Espy, 3b	3	0	0	0	0	1
Brown, ph	1	0	0	0	0	0
Uribe, 1b	4	0	0	0	0	0
Giovinazzo, rf	3	0	0	0	0	1
Rodriguez, c	2	0	1	0	0	1
Totals	31	1	3	0	1	10

SC	212	010	010	7	14	2
UCLA	000	000	001	1	3	2

E - Wingo (2); Regis; Cole. DP - SC 1. LOB - SC 9; UCLA 6. 3B - Wingo. HBP - Gelalich; Rodriguez. SF - Haney. SB - Matthews; Morales; Wingo; Gelalich.

S. Carolina	IP	H	R	ER	BB	K
Cooper	8.0	3	1	1	1	10
Taylor	1.0	0	0	0	0	0

UCLA	IP	H	R	ER	BB	K
Cole	7.0	11	6	4	1	2
Grace	1.1	3	1	1	1	0
Griggs	0.2	0	0	0	0	1

Win - Cooper. Loss - Cole. HBP - by Cooper (Rodriguez); by Cooper (Gelalich). Time: 3:28. Attendance: 23,818

South Carolina 2, UCLA 1
June 29, 2010

UCLA	AB	R	H	RBI	BB	SO
Gallego, ss	5	0	1	1	0	2
Amaral, cf	5	0	2	0	0	0
Dunlap, dh	4	0	1	0	0	0
Espy, 1b	3	0	0	0	1	1
Williams, 2b	1	0	0	0	0	0
Regis, 2b/3b	5	0	0	0	0	2
Krill, rf	5	0	2	0	0	1
Giovinazzo, lf	3	0	0	0	1	0
Brown, 3b/1b	4	1	2	0	0	1
Rodriguez, c	2	0	0	0	1	0
Totals	37	1	8	1	3	7

S. Carolina	AB	R	H	RBI	BB	SO
Marzilli, lf	5	0	2	0	0	1
Merrifield, rf	5	0	1	1	0	1
Bradley Jr., cf	5	0	0	0	0	3
Walker, 1b	4	0	2	0	1	0
Morales, 3b	5	0	0	0	0	2
Matthews, dh	3	0	0	0	0	0
Thomas, ph	1	0	1	0	0	0
Beary, pr/dh	1	1	0	0	0	1
Enders, c	3	0	1	0	2	0
Haney, ss	5	0	2	0	0	1
Wingo, 2b	2	1	0	0	3	1
Totals	39	2	9	1	6	10

UCLA	000	010	000	00	1	8	1
SC	000	000	010	01	2	9	1




Note: 1 out, 1 runner LOB when the game ended.

E - Espy; Morales. DP - SC 1. LOB - UCLA 10; SC 14. 2B - Amaral; Krill. HBP - Dunlap; Brown. SH - Giovinazzo; Rodriguez; Marzilli; Merrifield. CS - Gallego.

UCLA	IP	H	R	ER	BB	K
Rasmussen	6.0	6	0	0	4	5
Goeddel	1.0	2	1	0	0	1
Klein	3.1	1	1	1	2	4

S. Carolina	IP	H	R	ER	BB	K
Roth	5.0	6	1	1	2	3
Mata	2.0	1	0	0	0	1
Webb	0.1	0	0	0	0	0
Taylor	1.0	0	0	0	0	0
Price	2.2	1	0	0	1	3

Win - Price. Loss - Klein. WP - Klein. HBP - by Mata (Brown); by Price (Dunlap). PB - Rodriguez. Time: 4:15. Attendance: 24,390



Overall Batting & Fielding

Overall Record: 54-16; Home: 30-6; Away: 17-7; Neutral: 7-3

(More than 120 plate appearances)

	AVG	GP-S	AB	R	H	2B	3B	HR	RBI	TB	SLG	BB	HBP	SO	OB%	SF	SH	SB-ATT	PO	A	E	FLD
Jackie Bradley Jr.	.368	67-61	242	56	89	12	1	13	60	142	.587	41	8	37	.473	1	1	7-10	147	5	1	.993
Brady Thomas	.331	47-33	139	37	46	13	1	8	30	85	.612	14	2	33	.400	0	1	3-5	185	11	3	.985
Christian Walker	.327	61-51	226	35	74	12	2	9	51	117	.518	18	4	18	.384	2	2	2-3	353	30	9	.977
Whit Merrifield	.321	70-70	296	72	95	12	1	13	42	148	.500	30	6	36	.393	1	15	12-18	85	28	5	.958
Adam Matthews	.307	64-56	189	30	58	12	2	7	31	95	.503	25	2	42	.392	1	5	7-9	56	0	3	.949
Kyle Enders	.281	61-51	185	26	52	9	1	3	32	72	.389	21	7	35	.370	3	6	2-4	438	33	4	.992
Adrian Morales	.273	68-59	245	50	67	15	0	9	56	109	.445	18	13	32	.348	6	9	5-9	52	131	12	.938
Nick Ebert	.272	45-32	125	27	34	7	1	7	31	64	.512	26	7	30	.416	3	1	0-0	191	13	2	.990
Bobby Haney	.263	64-61	217	30	57	8	1	3	24	76	.350	14	2	38	.309	3	3	1-1	83	162	6	.976
Scott Wingo	.247	70-66	198	52	49	8	3	9	31	90	.455	37	18	48	.409	1	9	2-3	116	200	12	.963

(Fewer than 120 plate appearances)

Evan Marzilli	.385	63-19	91	30	35	8	0	3	12	52	.571	17	8	20	.513	1	2	8-8	41	0	3	.932
Richard Royal	.333	2-0	3	1	1	0	0	0	1	1	.333	0	0	2	.333	0	0	0-0	1	0	0	1.000
Jeffery Jones	.300	47-30	110	21	33	7	0	8	29	64	.582	22	3	14	.423	2	1	0-0	81	3	0	1.000
Robert Beary	.276	44-22	98	18	27	3	1	1	14	35	.357	4	6	21	.339	1	3	3-4	32	1	0	1.000
Parker Bangs	.267	28-17	60	10	16	6	0	3	18	31	.517	9	1	19	.366	1	0	1-1	0	0	0	.000
Michael Roth	.111	9-1	9	2	1	0	0	1	1	4	.444	1	0	3	.200	0	0	0-0	9	11	0	1.000
Brisen Celek	.000	9-1	8	2	0	0	0	0	0	0	.000	1	2	4	.273	0	0	0-0	0	0	0	.000
Austin Ashmore	.000	5-0	3	0	0	0	0	0	0	0	.000	0	0	2	.000	0	0	0-0	0	0	0	.000
Steven Neff	.000	1-0	0	0	0	0	0	0	0	0	.000	0	0	0	.000	0	0	0-0	1	3	1	.800
Totals	.300	70-70	2444	499	734	132	14	97	463	1185	.485	298	89	434	.392	26	58	53-75	1901	726	66	.975
Opponents	.226	70-70	2329	285	527	70	6	61	258	792	.340	220	74	625	.311	15	43	43-66	1831	712	99	.963

Pitching

	ERA	W-L	APP	GS	CG	SHO/CB	SV	IP	H	R	ER	BB	SO	2B	3B	HR	BK	B/AVG.	WP	HBP	
Blake Cooper (R)	2.76	13-2	20	20	1	1/0	0	137.0	111	52	42	39	126	13	0	12	0	.223	1	15	
Sam Dyson (R)	4.28	6-5	18	18	3	2/1	0	103.0	98	55	49	24	101	14	2	6	1	.249	5	20	
(Fewer Than 60 Innings)																					
Jordan Propst (R)	0.00	0-0	2	0	0	0/1	0	1.0	1	0	0	0	2	0	0	0	0	.250	0	1	
Michael Roth (L)	1.34	2-1	37	2	1	0/3	3	40.1	27	8	6	10	35	3	0	1	0	.196	0	4	
Patrick Sullivan (R)	1.50	0-0	7	0	0	0/1	0	6.0	7	4	1	4	7	1	0	1	1	.292	2	0	
Matt Price (R)	2.26	5-1	31	0	0	0/4	10	55.2	37	16	14	19	83	4	1	4	0	.183	0	9	
Jose Mata (R)	2.40	7-1	33	0	0	0/0	0	45.0	35	15	12	10	37	5	1	2	0	.215	1	3	
Nolan Belcher (L)	2.43	3-1	11	6	0	0/2	0	29.2	18	10	8	18	32	1	0	2	0	.184	5	2	
John Taylor (R)	3.38	3-2	28	0	0	0/1	1	29.1	27	14	11	5	17	3	0	3	0	.243	0	3	
Tyler Webb (L)	3.96	3-2	17	7	0	0/1	0	36.1	29	17	16	13	36	3	0	6	0	.218	0	4	
Steven Neff (L)	4.11	2-1	17	1	0	0/0	0	15.1	16	8	7	8	16	3	0	1	2	.276	1	3	
Jay Brown (R)	4.44	3-0	17	9	0	0/2	0	50.2	46	30	25	21	34	7	0	10	1	.246	1	3	
Jimmy Revan (L)	4.85	1-0	9	1	0	0/0	0	13.0	8	8	7	13	20	2	0	2	0	.167	1	1	
Parker Bangs (R)	5.27	1-0	14	0	0	0/0	0	13.2	7	8	8	9	21	1	1	2	0	.146	1	2	
Colby Holmes (R)	5.33	2-0	11	6	0	0/1	0	27.0	29	18	16	16	27	3	0	6	2	.266	2	2	
Ethan Carter (R)	5.46	3-0	24	0	0	0/1	2	28.0	25	18	17	9	30	7	1	3	0	.245	0	2	
Alex Burrell (L)	13.50	0-0	2	0	0	0/0	0	2.2	6	4	4	2	1	0	0	0	0	.462	0	0	
TOTALS	3.45	54-16	70	70	5	8/5	16	633.2	527	285	243	220	625	70	6	61	7	.226	20	74	
Opponents	6.16	16-54	70	70	1	1/1	9	610.1	734	499	418	298	434	132	14	97	6	.300	61	89	

Cumulative Scoring By Innings

	1	2	3	4	5	6	7	8	9	EX	TOTAL
South Carolina	55	70	77	56	43	52	60	60	17	9	499
Opponents	34	40	33	37	23	22	35	30	28	3	285


In 2010, the Gamecocks closed out Rosenblatt Stadium with the school's first national championship in baseball. In 2011, South Carolina returned to Omaha and opened up T.D. Ameritrade Park with the same result, a national championship, as the Gamecocks became only the ninth repeat champion in MCWS history. While in Omaha in 2011, South Carolina defeated Texas A&M, number one seed Virginia twice, and number two seed Florida twice without a loss. South Carolina finished the year 55-14 along with a 22-8 record in the Southeastern Conference.



South Carolina would meet the Florida Gators in the CWS Championship Series. Carolina defeated Florida 2-1 in 11 innings in game one and followed that victory up with a 5-2 win in game two. Carolina poses with the National Championship trophy after the conclusion of game two.



Freshman right-hander Forrest Koumas was effective in his first start of the College World Series as he limited the Gators to just one run in 5.2 innings of work.



The Gators had a strong opportunity to win the game one in the bottom of the ninth. The bases loaded with no outs and the infield pulled in, Scott Wingo made a diving stop on Tyler Thompson's grounder and threw to the plate to nail Mike Zunino for the first out. Catcher Robert Beary had a key pick on the play on the throw home from Wingo. Daniel Pigott then bounced into a 4-2-3 inning-ending double play, sending the game into extra innings.




In game one, the Gamecocks used a pair of throwing errors to score the winning run as South Carolina outlasted Florida 2-1 in 11 innings. With one out in the 11th, Christian Walker, who was playing with a fractured hamate bone in his left wrist, singled up the middle. With Walker attempting to steal second base, catcher Mike Zunino's throw sailed into centerfield, allowing Walker to scramble to third. Centerfielder Bryson Smith's throw then bounced past the third base bag and into the stands, allowing Walker to score the go-ahead run.



South Carolina rode the stellar pitching of left-hander Michael Roth in the 5-2 win over Florida. Roth earned his 14th win of the season. As a team, South Carolina finished with a 1.31 ERA in 10 NCAA Tournament games.



Peter Mooney is greeted at home plate by Robert Beary after his solo home run in the 5-2 win over the Gators. Mooney's homer was the only home run by a Gamecock player in the entire College World Series.



Scott Wingo was the 2011 CWS Most Outstanding Player. He had a career-high four hits including a game-winning RBI single in the bottom of the ninth inning in the 5-4 win over Texas A&M. He followed that up with defensive plays left and right in consecutive wins over Virginia. His game-tying RBI single as well as his defensive showcase stop helped the Gamecocks defeat Florida 2-1 in game one of the championship series and he rounded out the CWS with a 1-for-3 day at the plate and two RBIs in the 5-2 win over Florida.




2011 Captains
Brady Thomas, Michael Roth, Scott Wingo

ID Ameritrade
park OMAHA

NATIONAL CHAMPIONS
SOUTH CAROLINA

FLORIDA	0	0	0	0	0	0	1	0	2	0	1	
CAROLINA	0	0	3	0	0	1	0	1	5	0	0	
AT BAT								BALLS	0		STRIKES	0
								OUTS	0		11:16	



Robert Beary and Matt Price begin the dogpile near the pitcher's mound after the final out was recorded in South Carolina's 5-2 win over Florida.



South Carolina players continue the dogpile on the mound at the 2011 College World Series.

2011 RESULTS

FEBRUARY

18	Santa Clara	W, 12-5
19	Santa Clara	W, 2-1
20	Santa Clara	W, 6-0
25	Southern Illinois	W, 10-6
26	Southern Illinois	W, 4-0
27	Southern Illinois	W, 9-4

MARCH

1	Furman	W, 14-1
4	Clemson	W, 6-3
6	at Clemson (CSS)	L, 10-5
8	vs. Clemson (Fluor Field)	W, 5-4
11	Cal State Bakersfield	W, 5-1
12	Cal State Bakersfield	W, 5-2
13	Cal State Bakersfield	L, 8-3
15	at Furman (Fluor Field)	L, 4-2
16	Wofford	W, 8-4
18	Georgia*	L, 4-2
19	Georgia*	W, 2-1
20	Georgia*	W, 8-3
22	College of Charleston (SportSouth)	W, 24-4
23	Rhode Island	W, 17-8
25	at Florida*	W, 9-2
26	at Florida* (FS Florida)	L, 2-1
27	at Florida* (Sun Sports)	W, 4-3
30	The Citadel	W, 6-4

APRIL

1	Kentucky* (FS South)	W, 3-1
2	Kentucky* (SportSouth)	W, 4-3 (10)
3	Kentucky* (SportSouth)	W, 4-1
5	USC Upstate	W, 18-2
7	at Tennessee* (ESPNU)	W, 4-0
8	at Tennessee*	W, 2-0
9	at Tennessee* (SportSouth)	W, 2-1
12	at The Citadel	L, 2-0
15	Vanderbilt*	W, 3-1
16	Vanderbilt* (CSS)	L, 6-4
17	Vanderbilt* (ESPN2)	W, 5-3
19	at College of Charleston	W, 8-3
22	at Mississippi State* (ESPN2)	W, 8-2
23	at Mississippi State* (SSouth)	L, 5-3
24	at Mississippi State*	W, 13-4
26	Liberty	W, 9-6
29	Auburn* (SportSouth)	W, 2-1
30	Auburn* (SportSouth)	W, 10-2

MAY

1	Auburn* (ESPN)	W, 7-3
4	at Wofford	W, 9-3
6	at Ole Miss*	W, 6-1
7	at Ole Miss* (SportSouth)	L, 10-2
8	at Ole Miss*	L, 7-6
10	Presbyterian	W, 6-1
11	Charleston Southern	W, 11-1
13	Arkansas* (ESPNU)	L, 6-2
14	Arkansas* (SportSouth)	W, 6-5
15	Arkansas* (Cox Sports)	W, 7-1
17	UNC Asheville (SportSouth)	W, 9-5
19	at Alabama*	L, 2-1
20	at Alabama*	W, 6-3
21	at Alabama* (CSS)	W, 3-2

at SEC Baseball Tournament (Hoover, Ala.)

25	vs. Auburn (CSS)	W, 7-3
26	vs. Vanderbilt (SportSouth)	L, 7-2
27	vs. Georgia (CSS)	L, 4-2

JUNE

NCAA Regionals (Columbia, S.C.)

3	Georgia Southern	W, 2-1
4	Stetson	W, 11-5
5/6	Stetson	W, 8-2

NCAA Super Regionals (Columbia, S.C.)

11	Connecticut (ESPN2)	W, 5-1
12	Connecticut (ESPNU)	W, 8-2

at College World Series (Omaha, Neb.)

19	vs. Texas A&M (ESPN)	W, 5-4
21	vs. Virginia (ESPN)	W, 7-1
24	vs. Virginia (ESPN)	W, 3-2 (13)
27	vs. Florida (ESPN)	W, 2-1 (11)
28	vs. Florida (ESPN)	W, 5-2

Dreams do come true! Sometimes they come true more than once. In 2010, the South Carolina baseball team found a way to capture a national championship for the first time in school history. In 2011, the motivation was the same – the belief was the same – the attitude was the same. Roles may have changed. There were new players – new challenges – new obstacles – but that belief and that attitude and approach always was focused and as Carolina closed out 2010 and Rosenblatt Stadium with a national championship, the team returned to Omaha and opened up T.D.Ameritrade Park in Omaha the same way it left that heartland of America the previous year – as national champion in college baseball.

OPENING DAY

The defending national champions opened the year with a three-game sweep of Santa Clara. Opening Day included many festivities with the United States Air Force conducting a flyover and the new national championship flag raised. Several former Gamecocks were also honored with 2010 All-America pitcher Blake Cooper throwing out the ceremonial first pitch along with teammates Parker Bangs, Kyle Enders, Bobby Haney, Jeffery Jones, Whit Merrifield and Jordan Propst. The 2011 squad followed that up with a dynamite offensive start as Jackie Bradley Jr. went 4-for-4 with a homer and three RBI and Christian Walker and Scott Wingo added homers as well as the Gamecocks defeated Santa Clara 12-5 in front of a capacity crowd.



Carolina rattled off two more wins vs. the Broncos to earn a weekend sweep. Sophomore left-hander Tyler Webb retired 12 consecutive batters in a 2-1 win in game two of the series with Matt Price earning his first save and the Gamecocks closed the weekend out with a 6-0 win as Christian Walker went 2-for-4 with three RBI and four Gamecock pitchers combined for a four-hit shutout.

South Carolina swept its second straight series the next weekend as the Gamecocks defeated Southern Illinois three times to improve to 6-0 on the year. A seven-run first inning that featured a three-run homer from Robert Beary helped lift Carolina to a 10-6 win in game one. Webb improved to 2-0 on the year with a career-high 7.1 innings and seven strikeouts and teamed with relievers Bryan Harper and John Taylor to hurl a five-hit shutout in a 4-0 victory in game two and a 14-hit offensive attack helped Carolina seal the series sweep on Sunday in a 9-4 victory.

COLLEGE BASEBALL'S PREMIER RIVALRY

After a midweek win over Furman improved the squad to 7-0 on the year, it was time for college baseball's premier rivalry to take center stage again in the Palmetto State. For the second straight season, South Carolina and Clemson would meet in a unique three-game series in three different settings. First, Columbia and a raucous sellout crowd of 8,242 at Carolina Stadium saw Brady Thomas, Christian Walker and Scott Wingo each tally two-run homers and on the back of junior left-hander Michael Roth's quality start, the Gamecocks erased an early three-run deficit to defeat Clemson 6-3 to take the series opener. Clemson would tie the series up on their home turf with a 10-5 win at Doug Kingsmore Stadium.


That set up the rubber game at Fluor Field in Greenville, S.C. An emotionally charged matchup with a 50/50 crowd witnessed a competitive thriller that saw South Carolina score five runs in their final two at-bats on the way to a 5-4 victory to clinch the series victory in front of a packed house of 7,125 fans. Tied at 1-1 in the bottom of the seventh, junior Jake Williams made the most of a pinch-hit opportunity, blasting a three-run homer, the first of his Carolina career and the Gamecocks held on for a one-run win with Matt Price closing out the victory with a strikeout against Clemson pinch hitter Jon McGibbon.



SEC PLAY

With the emotional series win over Clemson, the Gamecocks returned home and kept the momentum going with a series victory over Cal State Bakersfield. The Gamecocks would head into SEC play with a 12-3 overall record.

The first conference weekend of the season would feature Carolina against SEC Eastern Division rival Georgia. The Bulldogs would draw first blood in the three-game series as an uncharacteristic five-error contest by the Gamecocks would allow for Georgia to capitalize on their way to a 4-2 victory at Carolina Stadium. It was a pitcher's duel in game two between Georgia's Michael Palazzone and Carolina's Steven Neff as Carolina trailed 1-0 entering the bottom of the eighth inning. With two outs, the Gamecocks made their move as Adam Matthews tripled to the gap in right-center putting a runner in scoring position. The Gamecocks then tied the game as Christian Walker roped a double down the left field line scoring Matthews and tying the game. Entering the ninth inning, the Gamecocks went to closer Matt Price, who kept the Bulldogs at bay setting up the heroics in the bottom of the ninth. Adrian Morales singled to left field, his third hit of the game, to open the inning followed by a two-strike hit by Jake Williams to center field. Evan Marzilli would sacrifice both runners over. With two outs and runners still on second and third and the count full, Wingo ripped a hard shot that first baseman Jonathan Hester dove for. Hester kept the ball in front of him but Wingo hustled down the line and beat Georgia reliever Patrick Boling to the bag and Morales scored the winning run. Six different Gamecocks tallied at least one RBI in the series finale and four Carolina relievers limited Georgia to just one run on three hits in eight innings of work as Carolina sealed a series win with an 8-3 victory over the Bulldogs.



SOUTH CAROLINA-FLORIDA ROUND ONE

A road trip to Gainesville would be next on the list as South Carolina and Florida met in a Top 5 showdown that served as a sign of things to come between the two schools. Michael Roth proved why he was one of the top pitchers in collegiate baseball as he stymied the Gator hitters throughout the series opener and was backed by an offense that pounded out 13 hits as Carolina upended the Gators 9-2 to take the first game of the series. After falling 2-1 in game two, the Gamecocks would rally from three runs down and clinch the series at McKethan Stadium with a 4-3 comeback win over the top ranked Gators. With a full count and the bases loaded in the eighth inning, Adrian Morales drew a walk to bring home the winning run.

WINNING STREAK

With the series victory over the Gators under the team's belt, South Carolina returned home and swept Kentucky to climb to 7-2 in the SEC standings. Roth would outduel Kentucky starting pitcher Alex Meyer 3-1 in the opener, a Brady Thomas RBI single in the bottom of the 10th inning would lift Carolina to a 4-3 win, and freshman right-hander Forrest Koumas would pitch a career-high 6.1 scoreless innings in a 4-1 victory in the series finale. The effort by Koumas would help him earn SEC Co-Freshman of the Week honors.

South Carolina extended the conference win streak total to seven the next weekend in Knoxville as a series sweep of the Volunteers moved the Gamecocks to 10-2 in the SEC. The inaugural SEC Game of the Week on ESPN2 showcased Roth and Price combining for a seven-hit shutout backed by a 2-for-4 game from Bradley and three hits by Scott Wingo. Colby Holmes followed up Roth's start with an equally dominant performance as he struck out seven batters in seven innings and with a two-run homer by Christian Walker, the Gamecocks would defeat Tennessee 2-0. That set the stage for Forrest Koumas, who gave the Gamecocks a third consecutive quality start as Carolina nipped the Volunteers 2-1 to earn a series sweep. The Gamecock pitching staff had its best weekend of the season with just one run allowed in 27 innings pitched at Tennessee. The Volunteers has just 15 hits for three games with a .179 batting average and Carolina finished with 24 strikeouts and just six walks allowed as well. Holmes would pick up SEC Pitcher of the Week accolades also.

GAMECOCKS & COMMODORES

Carolina Stadium would be home to the top series in college baseball in the middle of April as No. 3 South Carolina and No. 1 Vanderbilt faced off in front of three consecutive capacity filled crowds in Columbia. As he had done all season, Michael Roth continued to bring his "A" game to the field in the opener as he outdueled Vanderbilt junior flame thrower Sonny Gray as the Gamecocks drew first blood, 3-1, on Friday night. Scott Wingo, Evan Marzilli and Adam Matthews all had two hits apiece and Peter Mooney belted a solo home run to pace the Carolina offense. Vanderbilt returned serve in the Saturday night contest and evened the series with a 6-4 win.

The rubber game would be on display not just for the packed house at Carolina Stadium but also for a national TV audience on ESPN2. Trailing by a pair of runs, Carolina batted around in the seventh inning and scored four times to rally for a 5-3 victory over the Commodores and to clinch the series. The Gamecocks entered the bottom of the seventh against Vanderbilt starter Taylor Hill trailing 3-1 to the Commodores. Never down and never out, the Gamecocks battled back starting off with a leadoff double by designated hitter Steven Neff, who was making his first start of his career as a position player. Vanderbilt would go to the pen for left-handed reliever Corey Williams, who walked Peter Mooney giving Carolina a pair of runners with no outs. That would send Vanderbilt to the pen again.

Overall:	55-14
Non-Conference Record:	33-6
SEC Record: (denotes conference games only)	22-8
At Home:	36-4
On Road:	12-8
Neutral:	7-2
At Home (SEC):	12-3
On Road (SEC):	10-5
At Home (Non-Conference):	24-1
On Road (Non-Conference):	2-3
Neutral Site (Non-Conference):	7-2
In Extra Inning Games:	3-0
Vs. Top 25 Teams:	15-5
In February:	6-0
In March:	13-5
In April:	15-3
In May:	11-6
In June:	10-0
Playing a day game:	20-4
Playing a night game:	35-10
In one-run game:	13-3
In two-run game:	5-6
In games decided by three runs or less:	21-9
In five + run game:	22-4
When Scoring First:	32-2
When Opponent Scores First:	23-12
When Leading Entering the 7th Inn.:	45-0
When Trailing Entering the 7th Inn.:	4-13
When Tied Entering the 7th Inn.:	6-1
When Scoring 10+ Runs:	10-0
When Allowing 10+ Runs:	0-2
When Scoring 5 runs or less:	23-13
When Allowing 5 runs or less:	52-7
When out-hitting opponent:	43-3
When matching opponent with hits:	6-1
When out-hit by opponent:	6-10
When hitting at least one home run:	28-3
vs. Starting LHP:	22-7
vs. Starting RHP:	33-7
On Monday:	2-0
On Tuesday:	10-2
On Wednesday:	6-0
On Thursday:	1-2
On Friday:	14-3
On Saturday:	11-4
On Sunday:	11-3
Wearing white uniforms/black trim:	10-1
Wearing white pinstripes/garnet trim:	14-3
Wearing white uniforms/garnet trim:	6-0
Wearing black jersey/grey:	2-1
Wearing garnet "Carolina" jersey/white:	2-0
Wearing garnet "Gamecocks" jersey/white:	7-1
Wearing garnet "Carolina" jersey/grey:	3-1
Wearing garnet "Gamecocks" jersey/grey:	3-1
Wearing grey uniforms/black trim:	5-3
Wearing grey pinstripes/garnet trim:	3-3

This time for right-hander Will Clinard. Robert Beary would execute a perfect bunt down the third base line that Clinard could not field and the bases were loaded with no outs after a base hit from Beary. Left-hander Kevin Zimok would be the fourth pitcher of the inning for Vanderbilt and Carolina would counter with pinch hitter Greg Brodzinski. Zimok would hit Brodzinski to plate home a run and cut the deficit to 3-2. With the bags still full, Jackie Bradley Jr. laced a single to center field scoring Mooney and tying the game at 3-3. The bases still loaded Scott Wingo would have a quality at-bat and knock a ground out to second base that scored Beary giving Carolina a one-run lead. An intentional walk would load the bases one more time for Carolina as Vanderbilt decided to walk Walker to face the left-handed Brady Thomas. Thomas would deliver for Carolina as he lifted a sacrifice fly to center field scoring Brodzinski and giving Carolina a two-run advantage.

It was enough for right-hander Matt Price, as the sophomore hurled three scoreless innings and struck out seven batters to pick up the win. He struck out the side in the eighth, setting down the heart of Vanderbilt's order (3-4-5 hitters Aaron Westlake, Jason Esposito, Mike Yastrzemski). In the ninth, Vanderbilt put a pair of runners on base with one out. Price settled in though and struck out Conor Harrell looking for the second out. After a wild pitch advanced runners, Price ended the game with a called third strike on Tony Kemp. The three-game series attendance was 24,726, the best three-game mark in Carolina Stadium history. Roth picked up SEC Pitcher of the Week honors as well for his Friday night win.



WIN ANYWAY

At the midpoint in the conference slate, the Gamecocks took an 11-4 conference mark to Starkville for a weekend series with the Mississippi State Bulldogs. Carolina scored in six of nine innings in the Friday night opener and Christian Walker was 4-for-5 with two runs scored as the Gamecocks set down MSU 8-2 with Roth improving to 9-1 as well. Carolina's 5-3 loss on Saturday was more painful than usual as center fielder Jackie Bradley Jr. sustained a broken left wrist diving for a ball in the outfield in the fifth inning. Heading into the rubber game, it was a "MASH" unit lined up for the Gamecocks with the entire Opening Day starting outfield not available. Along with Bradley's injury, Adam Matthews was back in Columbia after sustaining a serious hamstring injury vs. Vanderbilt and Evan Marzilli could not play on Sunday due to a medical condition.

"Win Anyway," became the motto from head coach Ray Tanner. And his players followed suit. Down 3-2 entering the top of the fourth, the Gamecocks made their move, batting around to score four runs on five hits and take a three-run lead. All four runs in the fourth would come with two outs. With runners on first and third, Christian Walker got it started as he singled up the middle to score Robert Beary tying the game at 3-3. Brady Thomas gave the Gamecocks the lead with a single to left field that was followed by RBI base hits from Jake Williams and Adrian Morales that extended Carolina's lead to three runs. That offensive output continued in the fifth as Carolina batted around for the second straight inning, this time scoring five runs to go ahead 11-3 on the Bulldogs. Wingo tallied a RBI sacrifice fly with the bases loaded. With one out and the bags still full, Thomas drove in three more runs with a triple down the right field line. Jake Williams added a RBI double as Carolina went ahead 11-3 on MSU. Christian Walker would pick up SEC Player of the Week honors after his weekend in Starkville. Walker had a phenomenal weekend at the plate batting .909 (10-for-11) along with a sacrifice fly RBI and four walks against the Bulldogs in 16 plate appearances. He had 14 total bases for the weekend and a 1.273 slugging percentage as well.

That winning would continue through the Auburn series at home as the Gamecocks swept the Tigers to improve to 17-4 in conference play. Carolina tallied wins of 2-1, 10-2 and 7-3 to remain in a three-way tie atop the Southeastern Conference with nine games remaining on the schedule. After winning one of three games at Ole Miss, the Gamecocks returned home for the final home conference series of the year vs. the upstart Arkansas Razorbacks. After falling in the series opener 6-2 to the Hogs, the Gamecocks would respond in game two as Scott Wingo capped off a thrilling game with a walk-off homer in the bottom of the ninth to lift Carolina to a 6-5 victory. Wingo roped the 0-1 offering from Arkansas righthander Ryne Stanek just out of the reach of the Razorback right fielder and into the Carolina bullpen for his fourth home run of the year, sending the announced crowd of 7,765 fans home happy. It was Wingo's third walk-off hit of the year; he had the game-winning RBI single in a 2-1 win over Auburn on April 29 and also drove in the winning run in the ninth in a 2-1 win over Georgia. Senior Day was on Sunday and it would be all South Carolina then in the rubber game as Colby Holmes came within one pitch of a complete game shutout as Carolina won the series with a 7-1 win vs. the Razorbacks. Steven Neff was the offensive star for the Gamecocks as he went 3-for-4 with a pair of home runs and three RBI. The Gamecock lefthander, who had a total of five career hits coming into the weekend, finished the series 6-for-8 with three home runs, a double and five RBI.



SEC CHAMPIONS

South Carolina had one thing in mind when the team made its drive to Tuscaloosa, Ala. for the final conference series of the season, a series victory and a conference championship. Despite a one-run loss to Alabama in the opener, Carolina knew that fate was in the team's hands. Win the final two games, South Carolina would earn a Southeastern Conference championship and the No. 1 seed at the SEC Tournament. Walker, Mooney, Wingo and Marzilli were a combined 9-for-14 in game two as Carolina held on for a 6-3 win over the Crimson Tide. That set the scene for the final day and with a championship on the line, the Gamecocks delivered as Carolina broke out of the gates with an early two-run lead off RBIs from Walker and Neff and behind solid work from Colby Holmes and three relievers the Gamecocks defeated Alabama 3-2 to claim the school's third conference championship. Matt Price came up big in the ninth inning going three up and three down to seal the championship. Price coaxed Taylor Dugas into a fly out to center field, tallied the second out on a ground ball and sealed the win with a strikeout looking against Jared Reaves.

SOUTH CAROLINA (2) GEORGIA SOUTHERN (1)

A stellar pitcher's duel went South Carolina's way as the Gamecocks outlasted Georgia Southern, 2-1, at the NCAA Columbia Regional at Carolina Stadium.

Michael Roth (12-3) got the win for the Gamecocks, pitching seven-plus innings while allowing just two hits and one unearned run while striking out four. Matt Price picked up his 16th save of the season with 1.2 perfect innings, striking out three of the five hitters he faced.

Georgia Southern righthander Andy Moye (7-2) pitched his second complete game of the year but came up just short, giving up just two runs - one earned - on four hits while striking out four and walking two.

South Carolina managed four hits in the game and Georgia Southern had just two; those numbers marked a season-low total for both teams. No player for either team had more than one hit in the game.

Brady Thomas, Adrian Morales, Jake Williams and Robert Beary had the Gamecocks' four hits; Shawn Payne and Scooter Williams had the pair for the Eagles.

Georgia Southern would find its way onto the scoreboard first in the third inning. Brent Pugh reached on a fielder's choice, then moved to second on a wild pitch. A single from Scooter Williams put runners at the corners with one out. Then, an attempt to hold the runner at first was bobbled by the Carolina first baseman, allowing Pugh to score on the play and give the Eagles a 1-0 lead.

Carolina tied the game in the fourth when Scott Wingo was hit by a pitch to lead off the inning then advanced to third as an errant pickoff throw sailed into right field. A sacrifice fly to center by Thomas brought Wingo home to tie the game at 1-1.

Carolina broke ahead in the sixth. After Christian Walker drew a one-out walk, Thomas executed a hit-and-run to perfection to put runners at the corners. Morales followed with a base hit to score Walker and give the Gamecocks the lead at 2-1.

Meanwhile, Georgia Southern continued to struggle against the Gamecock pitching. In fact, no Eagle baserunner advanced past first base after the third inning. Roth retired 11 hitters in a row before he hit the first batter of the eighth inning, giving way to John Taylor. Taylor would then record a strikeout before being lifted in favor of Price, who proceeded to strike out the next two batters to end the inning.

Price then worked a 1-2-3 ninth, including a strikeout of the nation's leading home-run hitter, Victor Roache, to end the ballgame.

SOUTH CAROLINA (11) STETSON (5)

South Carolina exploded for 10 runs in the third and fourth innings and advanced to the NCAA Columbia Regional championship game with an 11-5 win over Stetson at Carolina Stadium.

Colby Holmes (7-3) got the win with 6.2 strong innings of work, giving up four runs on seven hits while walking just one and striking out three. It was the sixth time in 2011 Holmes went six innings or longer; in all six such outings, he earned a victory.

Four Gamecocks registered multi-hit outings with Robert Beary leading the way. He went 2-for-3 with a grand slam - Carolina's second of the season - to tie a career high with four RBIs. Evan Marzilli, Scott Wingo and Christian Walker all had two hits in the game - Wingo was also hit by a pitch twice to increase his school-record career total to 59 - and Jake Williams and Peter Mooney both drove in a pair of runs.

For Stetson, it was Mitchel Brennan taking top honors with a 2-for-4 day that included a three-run home run, his second of the Columbia Regional. Jeff Simpson, Robert Crews and Sean Emory all had two hits as well.

The Hatters got on the board first when, with two outs in the second, first baseman Trey Blackman hit his first home run of the season to give Stetson a 1-0 lead.

The Gamecocks then exploded in the third and fourth innings. After Marzilli led off with a double and Wingo moved him to third with a base hit, Walker was hit by a pitch to load the bases with no one out. Marzilli would score to tie the game at 1-1 when Brady Thomas hit into a double play, putting a runner at third with two outs. However, three consecutive walks to Morales, Williams and Mooney brought home Wingo to give the Gamecocks a 2-1 lead. Beary then came through with his first career grand slam to blow the game wide open, giving the Gamecocks a 6-1 lead and delighting the Carolina Stadium crowd of 7,335.

An inning later, it was more of the same as Marzilli and Wingo led off with back-to-back singles, then Walker singled up the middle to bring home Marzilli and make it 7-1. After a walk to Thomas and a fielder's choice by Morales erased Wingo at home, Williams ripped a 2-RBI double to left center to bring home Walker and Thomas and increase the lead to 9-1. A sacrifice fly by Mooney one batter later brought home Morales, moving the Gamecocks into double digits at 10-1.

Steven Neff delivered his fifth home run of the season on the first pitch of the fifth inning, roping one into the right-field bullpen, to increase Carolina's lead to 11-1.

Stetson would not go quietly, however. With two outs in the seventh, Mitchel Brennan roped his second home run of the Columbia Regional to bring home three Hatter runs and cut the Carolina lead to 11-4.

The Hatters would threaten again in the eighth and come away empty, but they managed to scratch out one more run in the ninth. Blackman was hit by a pitch to lead off the inning, moved to second on a walk to Emory, and then scored as Brennan singled to cut the Stetson deficit to 11-5. However, John Taylor would force a groundout and strike out the final two batters he faced to complete the victory.

SOUTH CAROLINA (8) STETSON (2)

Almost 19 hours after it began, South Carolina clinched its second consecutive regional title on Monday afternoon, defeating Stetson 8-2 at Carolina Stadium in a game that was delayed overnight because of severe storms in Columbia.

John Taylor (5-1) picked up the win in relief for the Gamecocks as he went 1.2 innings, giving up one run on two hits while walking a pair. Matt Price earned his 17th save with 2.2 scoreless innings that included two strikeouts. Forrest Koumas got the start and went 4.0 innings, giving up just one run on three hits, but could not return after the game was halted Sunday night. Stetson starter Austin Perez (2-3) was charged with the loss; he gave up four runs on eight hits while walking three and striking out one in 4.1 innings of work.

The game, which began at 7 p.m. Sunday, did not conclude until mid-afternoon Monday after a severe thunderstorm nearly ripped the tarp off the infield and knocked power out to Carolina Stadium. Crews from South Carolina Electric & Gas also had to cut a fallen tree out of power lines behind the left-field bleachers where many gameday staffers and media were parked. Power was restored around 1 a.m., and the Carolina Stadium maintenance and facilities staff worked through the night to clean up debris and damage. As a result, the stadium looked no worse for wear when gates opened at 11:30 a.m. Monday.

Scott Wingo and Christian Walker led the Gamecock offensive effort as both went 3-for-4 and combined to score three runs on the day. Robert Beary and Steven Neff each went 2-for-5; Beary had a triple and Neff swatted a double for his 11th extra-base hit of the year.

For their efforts, Beary was named the Most Valuable Player of the Columbia Regional, and Wingo, Walker, Evan Marzilli, Adrian Morales and Michael Roth were named to the All-Tournament Team.

For Stetson, seven players had one hit apiece. Mark Jones and Mitchel Brennan accounted for two of the seven; both were also named to the All-Tournament Team.

A key to the Carolina victory was the success of their leadoff hitters. In six of the nine innings, the Gamecocks were able to get a leadoff runner on base. Five of those six time the runner scored, accounting for five of the Gamecocks' eight runs in the game.

It took Carolina all of two pitches to find its way on the scoreboard. On the second pitch of the game, Marzilli ripped the 0-1 offering into the right field bullpen for a leadoff home run to give the Gamecocks a 1-0 lead.

However, Stetson would answer in its half of the first. A leadoff single by Jeff Simpson, followed by a sacrifice bunt, another single and then a sacrifice fly from Nick Rickles scored Simpson to tie the game at 1-1. From that point on, however, Koumas allowed just one hit through the next three innings while striking out three.

Meanwhile, the Gamecocks were padding their lead. A leadoff triple from Beary in the third led to another run as he scored on a sacrifice fly from Marzilli to give the Gamecocks the lead back at 2-1. Wingo and Walker would then record back-to-back singles to give the Gamecocks runners at the corners with two out, but they were stranded there.

In the fourth, a leadoff walk to Morales led to another run as Williams sacrificed him to second and a base hit from Beary brought him around to make the score 3-1. Steven Neff would then rip his 11th extra-base hit of the season to put runners at second and third, but again they would be stranded as a groundout ended the inning.

For the fourth time in five innings, the leadoff runner reached in the fifth when Wingo singled for the second time in the game. Another single by Walker put two on with no out, and a sacrifice bunt from Brady Thomas moved them to second and third. After an intentional walk to Morales loaded the bases with one out, Williams hit a deep fly to right that brought home Wingo to put the Gamecocks ahead 4-1. Another walk to Mooney loaded the bases just before the game was halted at 8:24 p.m.

Neither team could do much after the restart until the Hatters put together several great at-bats in the seventh. Back-to-back singles from Trey Blackman and Sean Emory, followed by a sacrifice bunt from Brennan, put runners at second and third with one out. A walk to Simpson loaded the bases for the Hatters, leading to Price getting the call to grind out the final eight outs. And grind he did - after a long at-bat, Robert Crews reached on an error and all runners advanced to bring Stetson to within a pair at 4-2, moving the tying run to second. But Price was able to fight through two more tough at-bats and induce a flyout to right - whereupon Jake Williams fired a strike to home plate to force the runner to hold at third base - and a sharp groundout to Wingo to end the inning.

After coming away empty in the eighth, the Gamecocks doubled their offensive output in the ninth. Another leadoff single for Wingo, followed by a hit-and-run from Walker, put runners at the corners with no out. Following a Brady Thomas strikeout, Stetson elected to intentionally walk Morales for the second time in the game (his third walk overall). Exactly like in the fifth inning, Williams hit a deep fly ball to bring home Wingo and give the Gamecocks a 5-2 lead. But unlike the fifth, Mooney followed up with a base hit to bring home Walker from second to make the score 6-2. Then, with two runners still aboard, Beary roped a fly ball to deep center field that the Stetson outfielder could not haul in, leading to a two-base, two-run error to increase the Gamecocks' lead to 8-2. After that, it was all but academic for Price, despite giving up a pair of singles in the ninth. He got a groundout, a strikeout and a flyout to end the ballgame and send Carolina back to the Super Regional.

SOUTH CAROLINA (5) CONNECTICUT (1)

Lefthander Michael Roth pitched 8.1 solid innings, and second baseman Scott Wingo drove in two runs as South Carolina defeated Connecticut 5-1 in game one of the NCAA Columbia Super Regional at Carolina Stadium.

Roth (13-3) was his usual dominant self, allowing just one run - unearned - on six hits while striking out two and walking three in 8.1 innings of work. He has now gone 30.0 consecutive innings, spanning the entirety of his last four starts, without surrendering an earned run. It was Roth's seventh time this season to pitch eight or more innings. First-round draft pick Matt Barnes (11-5) took the loss for UConn, surrendering all five runs on eight hits while walking a pair and striking out six.

Wingo had his eighth two-RBI game of the season as he went 2-for-5, driving in runs in the third and fifth inning as the Gamecocks climbed out of an early hole. Evan Marzilli was also 2-for-5 in the game with a double, and Steven Neff had his fifth multi-hit game of the year with a 2-for-4 effort that included a double. On the year, 12 of Neff's 18 hits have gone for extra bases.

The Huskies jumped out to a 1-0 lead in the first when George Springer got a two-out single to center, then advanced to second as the ball was misplayed by the Gamecock outfield. He would score one batter later when Mike Nemeth singled through the left side to put the Huskies on the board.

Early on, Barnes was able to overpower the Gamecock hitters as he struck out the side in the first and fanned four total batters in his first trip through the Carolina order. But the second run through the lineup proved to be a different story.

With two out in the third, Marzilli doubled off the wall in left to put a runner in scoring position for Wingo. The Gamecock second baseman came through with a base hit, bringing Marzilli home to tie the game at 1-1.

An inning later, the Gamecocks again rallied with two outs as Jake Williams drew a walk to start things off. After Peter Mooney singled to put runners at first and third, Barnes would uncork a wild pitch that allowed Williams to score from third and give the Gamecocks a 2-1 lead.

Carolina would add some insurance and gain some breathing room in the fifth. Neff led off with a double and moved onto third base after a misplay in left field. After Marzilli struck out, Wingo came through again with a single to center, scoring Neff to put the Gamecocks up 3-1. It would be the first of four straight Carolina hits - a wild pitch moved Wingo from first to third, after which Walker singled to bring him home, increasing the Gamecock lead to 4-1. After Walker moved to second on a passed ball, Brady Thomas singled to bring home Walker and make the score 5-1. Another hit from Morales would chase Barnes from the game; the Gamecocks would get only two hits in the final 3.2 innings against the UConn bullpen.

Meanwhile, Roth was cruising. After allowing a leadoff single to John Andreoli in the third, the lefthander did not give up another hit until the seventh inning. In fact, from the third through the sixth, no UConn baserunner advanced past first base. Roth was able to get out of a jam in the seventh as Wingo started a 4-6-3 double play to erase the first hit, and then after UConn put runners at the corners with two out, he was able to get another grounder to Wingo to end the inning. He appeared to get stronger as the game went on - he recorded back-to-back strikeouts in the eighth, his first two punchouts of the game.

After Roth left to a thunderous ovation from the sellout crowd of 8,242, John Taylor only needed six pitches to end the ballgame.

SOUTH CAROLINA (8) CONNECTICUT (2)

Christian Walker hit a go-ahead solo home run in the eighth inning, and South Carolina added five more insurance runs in the ninth as the Gamecocks advanced to the College World Series for the second straight year with an 8-2 victory over Connecticut at Carolina Stadium.

For the second straight year, Walker provided the eventual winning blast for Carolina as he roped a 1-0 offering from UConn starter Greg Nappo over the wall in left field to give the Gamecocks their first lead of the game at 3-2, sending the Carolina Stadium sellout crowd of 8,242 into a frenzy. It was in the eighth inning of the 2010 Super Regional against Coastal Carolina in Myrtle Beach that Walker hit a two-out, two-strike, three-run bomb that gave Carolina a 10-9 lead and propelled the Gamecocks to victory and kept alive the eventual national championship run.

The Gamecocks still needed an insurance run in the ninth. They batted around and got five - with just two hits.

Evan Marzilli led things off with a walk, then moved to third when Scott Wingo attempted a sacrifice bunt. He beat the throw to first for a base hit, and the UConn infield misplayed the ball, allowing Marzilli to move to third. The Huskies then intentionally walked Walker to load the bases and went to the bullpen for their closer, Kevin Vance. Brady Thomas would take Vance's first offering to deep left field, scoring Marzilli on the sacrifice fly to make it 4-2 Carolina as all three runners advanced. Another intentional walk, this one to Adrian Morales, brought Jake Williams to the plate, who entered the game 6-for-11 with the bases loaded. But the second pitch to Williams hit him in the leg, bringing home Wingo to make it 5-2.

Peter Mooney, who had hit several balls hard on the night, finally got one to fall. He ripped a double to the gap in right-center, scoring Walker and Morales to give the Gamecocks a 7-2 lead. A groundout from Robert Beary one batter later brought home

Williams from third to make it 8-2 and give Carolina closer Matt Price a lot of breathing room. He needed very little, actually. A one-out single and a walk were all the Huskies managed in the ninth as Price struck out the final two batters he faced, setting off the traditional "dogpile" celebration on the Carolina Stadium pitcher's mound.

John Taylor (6-1) earned the win with 1.2 innings of relief, allowing no runs on two hits while walking and striking out one apiece; he was the pitcher of record when the Gamecocks took the lead. Colby Holmes got the start and pitched quite well, save for one bad stretch in the second inning where he gave up four straight hits. He went 4.1 innings, giving up two runs on five hits while striking out two and walking none. Price earned his 17th save of the year with two scoreless innings, striking out four. UConn starter Greg Nappo (10-3) took the loss as he gave up three runs on 10 hits in 7.1 innings.

Williams, Mooney and Beary all finished with two hits and two RBIs on the night to lead the Gamecock offensive effort. Morales also had two hits and scored a pair of runs. Wingo was the fifth Gamecock to register two hits on the night as Carolina totaled 12 as a team, equaling their best output of the postseason.

For Connecticut, the 7-8-9 hitters in their lineup were a combined 6-for-11 while the rest of the Huskies were 4-for-24 on the night.

UConn looked like it would take the life out of the ballpark early as the Huskies jumped out to a 2-0 lead in the second inning. After the first two batters to the plate failed to reach base, UConn put together four straight hits. Nick Ahmed started with a single, then went to third as Elliot had a base hit of his own. Martin then singled to bring home Ahmed and give the Huskies a 1-0 lead, and then Ferriter ripped a base hit to center, scoring Elliot to make it 2-0.

From that point on, however, the Gamecocks managed to keep Connecticut off the scoreboard. Holmes retired the next seven batters he faced and only allowed one more hit before giving way to Jose Mata with one in the fifth. Mata only faced two batters, but induced a double play and a groundout in his relief stint.

The double-play ball was quite nice to the Gamecocks as the fifth, sixth and seventh innings all ended on the twin killing. None was bigger than the bottom of the sixth, though. After Tyler Webb gave up a single to the one batter he faced, Taylor allowed another hit to Ryan Fuller that put runners at the corners with one out. An intentional walk to Ahmed loaded the bases. But the Gamecocks got what they were looking for - a one-hopper straight back to Taylor, who got the force out at home and then saw Beary fire to first to end the inning.

Carolina first got on the board in the fourth. Brady Thomas doubled with one out for the Gamecocks' second hit of the game, and then with two outs, Jake Williams ripped a double down the right field line to bring home Thomas and put the Gamecocks on the board at 2-1.

The Gamecocks would tie the game in the sixth as Morales singled to bring up Williams again. For his second straight at-bat, he came through with a base hit to put two on with one out. After Mooney flied out to right for the second out, Beary blooped a base hit into shallow center, allowing Morales to score and tie the game at 2-2; Williams was caught between second and third to end the inning.

After Walker's blast in the eighth, the Gamecocks continued to threaten. A double by Morales and an intentional walk to Williams put two on with one out for Mooney. He hit a frozen rope toward the gap in left center, but UConn center fielder George Springer made a diving catch for the second out, forcing the runners to return. After Beary reached on a fielder's choice and the runners advanced on an error, Steven Neff hit a deep fly to center, but again Springer made a highlight-reel, over-the-shoulder catch on the warning track to end the inning.

South Carolina finished its home season with a 36-4 record, its best at Carolina Stadium and the second-best under Tanner.

SOUTH CAROLINA (5) TEXAS A&M (4)

Scott Wingo's bases loaded RBI single off the base of the right field wall in the bottom of the ninth inning lifted South Carolina to a 5-4 victory over Texas A&M (47-21) on day two of the 2011 College World Series. The Gamecocks advanced to the winner's bracket of the CWS to face top seeded Virginia.

Wingo, who had a career-high four hits on the night and reached base all five times, knocked a 1-2 pitch from Texas A&M reliever Nick Fleece with no outs and the bases loaded to lift Carolina to the one-run victory. Wingo's walk-off hit was his fourth of the season as well, with previous walk-off hits vs. Georgia, Auburn and Arkansas. The inning began with a double by Robert Beary off the right field wall that just missed a home run and was followed up by a base hit by Jackie Bradley Jr. and a walk to Evan Marzilli to set the stage for Wingo's heroics.

"I just saw they brought an outfielder in and I was really trying to get the ball in the air," said Wingo. "When I got two strikes on me, I just tried to battle and I think he threw me an inside fastball I just got it up."

Gamecock reliever Matt Price earned the win after retiring a pair of batters in the ninth inning. He is now 6-3 for the year. Texas A&M reliever Kyle Martin suffered the loss and is 2-3 for the season. He allowed the leadoff double to Beary in the ninth, the lone batter he faced.

Both starters competed strong in the CWS opener for both squads as Gamecock junior left-hander Michael Roth and Texas A&M junior right-hander Ross Stripling

kept matching zeroes after zeroes after both teams took advantage of a pair of errors to score four runs apiece in the first inning. After allowing three hits in the first two innings, Roth would allow just one hit the rest of the way as he went 7.1 innings and struck out eight batters while walking five. All four runs yielded by Roth were unearned. He has a streak of 37.1 innings dating back to his May 13 start vs. Arkansas without allowing an earned run, that is five consecutive starts for Roth in that span. His season ERA is now 0.97. Stripling went eight innings for Texas A&M and allowed four runs, two earned, on seven hits with six strikeouts and a walk in a no-decision.

"It was a great college baseball game," said South Carolina head coach Ray Tanner. "Going into the first inning tonight, I have to admit that I had been paying attention to the other games and the other pitchers; it appeared that every pitcher seemed to scuffle a little bit in the first inning. Roth had to get in the battle mode and they had the four-spot and we came back and battled our way back into it with a four-spot. Roth did what he's accustomed to doing for us. He gave us a chance to win."

Texas A&M got on board first with four unearned runs in the top of the first inning. Tyler Naquin reached base to lead off the game on a fielding error by Gamecock first baseman Christian Walker. A one-out walk to Matt Juengel gave A&M a pair of runners and TAMU would score their first run on a RBI single up the middle courtesy of Jacob House. After Kevin Gonzales loaded the bases on a two-out walk, the Aggies plated home three runs on a three-run triple off the bat of Brandon Wood down the right field line.

The Gamecocks however answered and tied it up at 4-4 in the bottom half of the first. Marzilli had a leadoff walk followed by a single to Scott Wingo and a base hit by Christian Walker that loaded the bases for no outs. After Stripling balked in Marzilli for a run, Adrian Morales knocked in a run on a grounder to second baseman Andrew Collazo, who threw high to first base allowing both Wingo and Walker to score and advancing Morales to second base. With two outs and Morales on third base, Peter Mooney laced a RBI single through the right side that tied the game up.

South Carolina had 10 hits to just four for Texas A&M. Along with four from Wingo, the Gamecocks also got a 2-for-4 day from Beary. Jackie Bradley Jr. made his first start since April 23 following a wrist injury, his first start in 26 games.

SOUTH CAROLINA (7) VIRGINIA (1)

No. 4 national seed South Carolina (52-14) scored three times in the top of the first and never looked back as they handed top-ranked Virginia (55-11) a 7-1 setback in a winner's bracket game at the 2011 College World Series.

"We played probably one of our better games of the year tonight and we certainly needed it playing a team the quality of Virginia," said South Carolina head coach Ray Tanner. "We pitched extremely well. We played real tough defense, had some timely hitting. Really, probably can't play any better than that."

For the second straight game, the Gamecocks put together a productive first inning. After the first two batters were retired, Christian Walker reached on an error. Jackie Bradley Jr. followed with a run-scoring double into the right-centerfield gap for his first RBI since April 19. Adrian Morales bounced a single over the first baseman's head, scoring Bradley Jr. to make it 2-0. Morales was awarded third base on the play when Virginia errantly tossed the relay throw into the Gamecock dugout. Brady Thomas then belted a double that bounced at the foot of the centerfield wall, scoring Morales, and giving Carolina an early 3-0 lead.

Carolina extended its lead in the third. Morales, Thomas and Peter Mooney stroked consecutive two-out singles, plating a run and giving Carolina a 4-0 advantage.

The Gamecocks chased Virginia starter Will Roberts in the fourth inning when Jake Williams led off with a triple to right-center and scored on Evan Marzilli's double to left. After Wingo sacrificed Marzilli to right, Walker greeted reliever Cody Winiarski with a double down the left field line, extending the lead to 6-0. Roberts was tagged with the loss, just his second of the season in 13 decisions. Williams' triple, his sixth of the season, tied the school single-season record held by Brian Buscher.

Virginia finally got on the board in the bottom of the fourth when John Hicks hammered a 1-0 offering from Colby Holmes over the left field wall for a solo home run. Hicks' eighth of the season was the first hit allowed by Holmes on the evening.

The Cavaliers tried to mount a rally in the fifth. They loaded the bases on two hits and a walk with just one out, forcing head coach Ray Tanner to go to his bullpen. But senior reliever John Taylor worked out of the jam by inducing an inning-ending 1-2-3 double play to preserve the 6-1 advantage. Holmes left the contest after allowing just one run on four hits while matching his career high with seven strikeouts. Taylor was credited with the win after tossing a career-high 4.1 scoreless innings of one-hit relief, improving his record to 7-1 on the season.

"Colby gave us a quality start," added Tanner. "I really felt bad getting him out of there when I did, but we lost the pop-up in the sky there, and just felt like we needed to try to put a ball on the ground. It was 6-1 at that point and they were getting ready to get back in the game. Fortunately, J.T. rode a comebacker and we got out of that. As I said, that is a huge inning. We played extremely well on all fronts and won one of the biggest games of the year for us."

South Carolina added an insurance run in the eighth. Robert Beary led off with a walk, advanced on a sacrifice bunt and after a groundout scored on a two-out RBI single to right by Walker.

An announced crowd of 22,027 was on hand to see the Gamecocks pound out 13 hits on the night, including three each by Morales and Thomas. Virginia was limited to five hits and committed all three of the game's errors.

SOUTH CAROLINA (3) VIRGINIA (2)

The No. 4 national seed South Carolina Gamecocks took advantage of two throwing errors that led to the winning run and advanced to the Championship Series of the 2011 College World Series with a 3-2 13-inning walk-off win over the No. 1 national seed Virginia Cavaliers on Friday night at TD Ameritrade Park in Omaha.

"It really has been amazing," said South Carolina head coach Ray Tanner. "I just - I admire these guys and the players we've had the last couple of years. Their work ethic, their desire to play, to win - they show up and go every day and we've been very fortunate. These (players) do it between the lines. And that's just hard - it's so hard - and I coached for a long time and was unable to get to Omaha as a head coach and then we were able to be here for a few times. It's something you never take for granted. We played in the Finals last year and we get back there again. It's really hard to explain. I'm grateful. These guys deserve a tremendous amount of credit. They've been able to perform in the most difficult circumstances. We've had some outstanding players at different times step up. It's all I can say, really. I'm just ecstatic to be part of this group."

Brady Thomas led off the bottom of the 13th with a solid single to center for the Gamecocks (53-14). Cody Winiarski, the fourth Cavalier pitcher of the evening, tried to nail pinch runner Adam Matthews at second base on Peter Mooney's bunt attempt, but threw wildly and both runners were safe. Robert Beary then laid down a sacrifice bunt that Winiarski threw past the third base bag and bounced out of play, allowing Matthews to scamper home with the winning run. The win sends the defending national champion Gamecocks to the Championship round for the second straight year.

"I obviously knew we were bunting," said Matthews. "The pitcher, he made a heck of a play when I was going to second. Supposedly he swung it down there really good. He overthrew it a bit. I saw it get past him. Thought about going to third but I'm glad I didn't because the center fielder was backing up pretty good. Beary had a great bunt there then and I slid in head first to third. And the umpire motioned, signaled I was safe. I got up. I didn't know where the ball was. Coach Holbrook and everyone was telling me to go, go, go, so it worked out well."

Gamecock reliever Matt Price (7-3) pulled a Houdini act in escaping the top of the 13th inning, giving Carolina a chance for the win in the bottom of the frame. David Coleman opened the Virginia 13th with a leadoff walk. Colin Harrison followed with a single to short. Keith Werman bunted for a base hit to load the bases with no outs. After a strikeout, John Barr lined out to second baseman Scott Wingo, who flipped to shortstop Mooney, doubling Harrington off second. Price threw 5.2 scoreless innings of relief, allowing seven hits and five walks with five strikeouts while throwing 95 pitches. Price's 5.2 innings was a season-high and the fourth time that he has thrown at least 3.0 innings this year.

"I don't know where to begin," said Tanner. "That game had so much involved in that and I said to Michael (Roth) after the game, I said: Did you pitch tonight? It seemed like so long ago that he was in the game. But he had a great start for us and put us in a great position. We misplayed a couple of balls to give them a chance to tie it up and then it was off and running. We escaped a couple of jams. They got out of a couple. Coach O'Connor and his staff, they have tremendous players. And we knew it was going to be like this. We didn't expect to be extra innings so much, but this game certainly could have gone either way and we just kept hanging in there and were fortunate to get a couple of breaks at the end."

Trailing 1-0, the Gamecocks got on the board in the bottom of the fourth inning as they jumped on Cavalier reliever Kyle Crockett. Christian Walker belted a one-out double to the right field wall. Jackie Bradley Jr. followed with a single to short and Adrian Morales was hit by a pitch to load the bases. Brady Thomas lofted a two-run double to left, giving Carolina its first lead of the game at 2-1.

The lead held until the eighth inning when the Gamecock defense, which had been steady all season, betrayed them. Curtis Taylor reached on a throwing error by Morales to open the inning. After he moved to second on a sacrifice bunt, John Hicks grounder scooted between the legs of Mooney for an error, scoring Taylor with the game-tying run.

The Gamecocks wasted a golden opportunity in the bottom of the eighth inning. Jake Williams singled to lead off the frame and moved to second on a sacrifice bunt. Wingo was hit by a pitch and Walker walked on four pitches to load the bases. But Cavalier closer Branden Kline was able to strikeout both Bradley Jr. and Morales, ending the threat. The Gamecocks fanned a season-high 18 times on the evening.

Both starting pitchers, the staff aces, were impressive. Carolina lefthander Michael Roth worked the first seven innings, allowing four hits and one run with two walks and three strikeouts. Virginia southpaw hurler Danny Hultzen, the second player taken in the MLB draft earlier this month, was outstanding in his 3.0 innings of work before leaving the game due to illness. He fanned eight of the 10 batters he faced, while throwing 32 of 40 pitches for strikes. Cavalier hurler Branden Kline was effective in relief, hurling 5.0 scoreless frames, allowing just three hits with seven strikeouts.

Virginia's run in the top of the second inning was the first earned run allowed by Michael Roth since May 13, snapping a streak of 38.1 innings.

SOUTH CAROLINA (2) FLORIDA (1)

For the second straight game, the Gamecocks used a pair of throwing errors to score the winning run in extra innings, as No. 4 national seed South Carolina outlasted the No. 2 national seed Florida Gators, 2-1 in 11 innings, in the first game of the best-of-three College World Series Championship Series in Omaha.

With one out in the 11th, Christian Walker, who was playing with a fractured hamate bone in his left wrist, singled up the middle. With Walker attempting to steal second base, catcher Mike Zunino's throw sailed into centerfield, allowing Walker to scramble to third. Centerfielder Bryson Smith's throw then bounced past the third base bag and into the stands, allowing Walker to score the go-ahead run.

"I knew it was going to take a lot of pain specifically for me not to play," said Walker. I can't say enough about (South Carolina athletic trainer) Brainard Cooper and Dr. (John) Walsh and Dr. (Chris) Mazoue (of USC Orthopedics & Sports Medicine) and (also) everybody at Methodist Hospital for doing everything they did. And you know, for the last half of yesterday, I think I didn't think I was going to be able to play. But you know, they came out and really - I mean I'm speechless about it. They did a great job. I can't thank them enough."

Florida (53-18) got on the board first in the bottom of the third inning without the benefit of a hit. Tyler Thompson led off the inning with a walk, was sacrificed to second, moved to third on a wild pitch and scored on Cody Dent's sacrifice fly.

The lead lasted until the eighth when the Gamecocks (54-14) finally got to Gator starter Hudson Randall. Peter Mooney led off with a walk, moved to second on Robert Beary's sacrifice bunt, advanced to third on Evan Marzilli's fly to center and scored on Scott Wingo's clutch two-out RBI single up the middle. Wingo's hit was his first since going 4-for-4 in the MCWS opener against Texas A&M on June 19.

"Randall had my number all night," said Wingo. "That last at-bat, I think I swung through two sliders and I just said to myself: Stay late. If I get beat inside, I get beat inside. He threw another curveball and I was able to hit it up the middle."

The Gators had a strong opportunity to win the game in the bottom of the ninth. With John Taylor on the mound for Carolina, Zunino opened the inning with a walk. After failing on two sacrifice bunt attempts, Brian Johnson laced a single to right field, advancing Zunino to third. John Adams was intentionally walked to load the bases with no one out. With the infield pulled in, Wingo made a diving stop on Tyler Thompson's grounder and threw to the plate to nail Zunino for the first out. Daniel Pigott then bounced into a 4-2-3 inning-ending double play, sending the game into extra innings.

"After we got an out and the infield was in and Pigott comes up, he's a good runner," said South Carolina head coach Ray Tanner. "We turned it the hard way. Would we have been able to turn it had (the defense) been back and you would say, well, maybe, because it seemed like a tailor-made double play. But he runs really well and you can't be close, even if you don't get a double play you get the out at the plate and you're still playing. My coaches are sitting there and we were afraid that he's such a good runner that he could stay out of a double play. That's why I kept (the infield) in."

"I'm out there to make plays," added Wingo. "John gave us two ground balls, so that was big. I just focus on the ball. Big pick by (South Carolina catcher Robert) Beary. Real big pick by Beary."

Both teams had a chance to score in the 10th. The Gamecocks had runners on first and second with one out before Nick Maronde, the fourth Gator hurler, worked out of the jam. The Gators nearly plated the winning run in the bottom of the frame when Zunino singled to left, but Jake Williams gunned down Dent, who was trying to score from second base, to end the threat.

"I had one of those weird intuitions that the ball was going to get hit to me, honestly, and I was just ready to make an accurate throw and try to get it in the air and make it have a close chance for a play," said Williams. "The ball was sure enough hit to me and I got a good throw on it."

Taylor worked two scoreless innings of relief to earn the win and improve his record to 8-1, while Maronde (0-1) was tagged with the loss. Matt Price worked around a leadoff single in the 11th for his 19th save of the season.

Forrest Koumas, the Gamecock starter, was effective in his first appearance at the CWS. He worked 5.2 innings, allowing just three hits and one run with one walk and four strikeouts. The freshman hurler, who was making his first appearance since a four-inning stint against Stetson on June 5, threw 86 pitches, 54 for strikes.

"Coach Meyers just told me to stick to what I've been doing, hitting the spots and let the defense play behind me," said Koumas.

Hudson Randall, the Gators' sophomore right-hander, allowed just three runners through the first seven frames - a first-inning double by Christian Walker, an infield error on a ball hit by Adrian Morales in the second, and a fourth-inning single by Morales. He left the contest after tossing 7.2 innings in which he surrendered just three hits and one run with one walk and six strikeouts. He threw 84 pitches, 56 for strikes.

"Incredible college baseball game," said Tanner. "I thought we were going to have trouble getting a guy on base there for a long time against Hudson Randall. He was very special. You see (Danny) Hultzen (of Virginia) a few nights ago, and you see Randall go out there tonight. Although they are different guys, they have one thing in common; they're very special on the mound. We were just able to hang in there and keep to a minimum."

SOUTH CAROLINA (5) FLORIDA (2)

The South Carolina Gamecocks rode the stellar pitching of Michael Roth to defeat the Florida Gators, 5-2, and sweep the best-of-three College World Series Championship Series Tuesday night at TD Ameritrade Park in Omaha in front of an announced crowd of 26,721. The win gave the Gamecocks back-to-back National Championships in Division I College Baseball. Carolina finished 10-0 in the 2011 NCAA Tournament (3-0 in Regional, 2-0 in Super Regional, 5-0 in MCWS) becoming the first team to go 10-0 in NCAA Tournament play in one season.

The Gamecocks, who entered the tournament as the number four national seed, have now established NCAA records with 16 consecutive postseason wins and 11 consecutive wins in the College World Series. While in Omaha, South Carolina defeated Texas A&M, number one seed Virginia twice, and number two seed Florida twice without a loss. Carolina becomes only the ninth repeat champion in MCWS history and first since Oregon State in 2006 and 2007.

"It's difficult to put into words what we've experienced in the last few days and having been at Rosenblatt last year and having the good fortune of closing that out and getting an opportunity to come to T.D. Ameritrade this year was very special," said South Carolina head coach Ray Tanner. "Of course you get here, you want to win a game or two and we've really played some great baseball while we were here and it's hard for me to understand it all right now. I'll have to let it sink in a little bit. I want to take a moment to recognize Coach O'Sullivan and the Florida Gators. What a great team, what a tremendous team, classy organization. They play the game the right way. You never like to lose games but you like to play people like the Gators and Coach O'Sullivan because you get after it and you play the game the right way. You can rest assured; he'll be back in Omaha time and time again. Our players, they've made it happen between the lines. They made plays. They made pitches. They got big hits. They always felt they had a chance to win. They believed. I thought they did a tremendous job of keeping baseball in perspective. We never thought that we were an awesome team; we just thought we were good enough to win at times. When the opportunity would present itself, we could try to find a way late in the game to win some games. And not often we go double-digit hits or double-digit runs but these guys believed they could win and they got in position to do that a lot."

The Gamecocks (55-14) broke out in front in the bottom of the third inning when they sent eight men to the plate, scoring three times off Florida starter Karsten Whitson (8-1). Peter Mooney led off the frame with a double down the left field line and advanced to third on Robert Beary's sacrifice bunt. After Evan Marzilli walked, Scott Wingo lofted a sacrifice fly to right, scoring Mooney with the game's first run. After Jackie Bradley Jr. walked, Christian Walker's bouncer to short eluded Nolan Fontana and rolled into centerfield for an error, allowing Marzilli to score and sending Bradley to third. Brady Thomas chopped an infield single over the pitcher's mound, scoring Bradley Jr. and putting Carolina on top 3-0.

Florida (53-19) answered with a single run in the top of the fourth. Mike Zunino led off the inning with a home run over the left field wall. The solo blast was his team-leading 19th round tripper and just the third home run allowed by Roth all season. Zunino had three of the Gators' six hits on the night.

The Gators had chances to get closer when they put their first two batters on base in both the fifth and sixth innings, but Roth was able to work his way out both jams.

South Carolina got an insurance run in the bottom of the sixth when Mooney crushed a 3-1 offering from reliever Tommy Toledo into the Gator bullpen beyond the right field wall for his fourth home run of the season, giving the Gamecocks a 4-1 advantage. Mooney's round tripper was the only home run hit by the Gamecocks in their five-game stay in Omaha.

Florida cut the deficit to 4-2 with a run in the top of the eighth. Zunino doubled to center off Roth and scored on John Adams' two-out single off reliever John Taylor, but Matt Price caught pinch-hitter Tyler Thompson looking to end the uprising.

Carolina came right back with one of its own in the bottom of the frame. Beary singled to center, moved to second on Marzilli's sacrifice bunt, advanced to third on a wild pitch and scored on Wingo's bouncer to right over the pulled-in infield.

Roth (14-3) was lifted after 7.2 innings of work. The junior southpaw allowed just five hits and two runs with two walks and six strikeouts. He threw 127 pitches, 77 for strikes. In 38.1 innings of work over the past two years at the College World Series, Roth has posted a 1.17 ERA, second-best all-time. Price worked the final 1.1 innings for his 20th save of the season. That 20th save ties for second on South Carolina's single-season list. He is also now tied with Rob Mosser (1990-93) for the career record at Carolina with 30 saves.

For the season, Roth now ranks on South Carolina's single-season charts in ERA (2nd, 1.06), starts (T1st, 20), Innings (3rd, 145) and wins (T5th, 14). Roth's 14 wins ties for the national lead with his ERA second nationally.

As a team, South Carolina finished with a 1.31 ERA in 10 NCAA Tournament games. The Gamecocks' bullpen finished 6-0 with five saves and a 0.53 ERA in 33.2 innings of work in the NCAAs and did not allow an extra base-hit the entire CWS.

South Carolina had six players that made the 2011 NCAA Division I Baseball Men's College World Series All-Tournament Team. Catcher Robert Beary, first baseman Christian Walker, second baseman Scott Wingo, shortstop Peter Mooney, designated hitter Brady Thomas and pitchers Michael Roth and Matt Price.

Wingo was named Most Outstanding Player as well. Wingo hit .333 over five games in the series with four RBI including three in the finals and also made several stellar defensive plays throughout the CWS. He has now been hit by 63 pitches in his career, extending school record. Wingo finished his career having appeared in 254 games, one shy of the school record (255 Michael Campbell (2003-06).

South Carolina 11, Stetson 5 June 4, 2011

Stetson	AB	R	H	RBI	BB	SO
Simpson, lf	5	0	2	1	0	1
Crews, 2b	5	0	2	0	0	2
Carhart, 3b	4	0	1	0	0	0
Lashley, 3b	1	0	0	0	0	1
Rickles, c	3	0	0	0	0	0
Carlton, c	1	0	0	0	0	1
Jones, ss	4	0	0	0	0	1
Theisen, cf	3	1	0	0	1	0
Blackman, 1b	3	2	1	1	0	1
Emory, dh	3	1	2	0	1	0
Brennan, rf	4	1	2	3	0	0
Totals	36	5	10	5	2	7

S. Carolina	AB	R	H	RBI	BB	SO
Marzilli, cf	5	2	2	0	0	0
Wingo, 2b	3	1	2	0	0	1
Walker, 1b	4	1	2	1	0	1
Thomas, dh	4	1	0	0	1	1
Morales, 3b	4	2	1	0	1	0
Williams, rf	3	1	1	2	1	0
Mooney, ss	2	1	1	2	1	0
Beary, c	3	1	2	4	0	0
Neff, lf	4	1	1	1	0	2
Totals	32	11	12	10	4	5

STET	010	000	301	5	10	0
SC	006	410	00X	11	12	0

DP - STET 3; SC 1. LOB - STET 7; SC 6. 2B - Simpson; Marzilli; Williams; Beary. HR - Blackman; Brennan; Beary; Neff. HBP - Blackman; Wingo 2; Walker; Beary. SF - Mooney. SB - Wingo.

Stetson	IP	H	R	ER	BB	K
Dorsey	2.2	7	6	6	3	2
Griffin	0.1	3	4	4	1	1
Dye	2.0	2	1	1	0	0
O'Neill	3.0	0	0	0	0	2

S. Carolina	IP	H	R	ER	BB	K
Holmes	6.2	7	4	4	1	3
Webb	0.1	0	0	0	0	0
Mata	0.2	2	0	0	0	2
Harper	0.1	0	0	0	0	0
Taylor	1.0	1	1	1	1	2

Win - Holmes. Loss - Dorsey.
HBP - by Dorsey (Walker); by Dye (Wingo); by O'Neill (Beary); by O'Neill (Wingo); by Taylor (Blackman).
Time: 2:47. Attendance - 7,335.

South Carolina 2, Georgia Southern 1 June 3, 2011

G.Southern	AB	R	H	RBI	BB	SO
Payne, cf	4	0	1	0	0	0
Phillips, ss	4	0	0	0	0	1
Roache, rf	3	0	0	0	1	1
Cochrane, 1b	3	0	0	0	0	0
Burruss, dh	3	0	0	0	0	1
Richardson, c	2	0	0	0	0	1
Morgan, 2b	2	0	0	0	1	1
Pugh, 3b	2	1	0	0	0	1
Brown, ph/3b	1	0	0	0	0	1
Williams, lf	3	0	1	0	0	1
Totals	27	1	2	0	2	8

S. Carolina	AB	R	H	RBI	BB	SO
Marzilli, cf	4	0	0	0	0	1
Wingo, 2b	3	1	0	0	0	1
Walker, 1b	3	1	0	0	1	0
Thomas, c	3	0	1	1	0	0
Morales, 3b	3	0	1	1	0	0
Williams, lf	2	0	1	0	1	0
Mooney, ss	2	0	0	0	0	0
Beary, rf	3	0	1	0	0	0
Matthews, dh	3	0	0	0	0	2
Totals	26	2	4	2	2	4

GSU	001	000	000	1	2	1
SC	000	101	00X	2	4	1

E - Moye, Walker. DP - SC 2. LOB - GSU 2; SC 5. HBP - T Richardson; Wingo. SH - Mooney. SF - Thomas. SB - Beary.

G. Southern	IP	H	R	ER	BB	K
Moye	8.0	4	2	1	2	4


S. Carolina	IP	H	R	ER	BB	K
Roth	7.0	2	1	0	2	4
Taylor	0.1	0	0	0	0	1
Price	1.2	0	0	0	0	3

Win - Roth. Loss - Moye. Save - Price
WP - Roth. HBP - by Moye (Wingo); by Roth (T. Richardson). Time: 2:16. Attendance: 8,091

2011 Roster

3	Adrian Morales	INF
4	Robert Beary	OF/C
5	Patrick Harrington	OF/C
6	Peter Mooney	INF
8	Scott Wingo	INF
9	Steven Neff	LHP/OF
10	Drake Thomason	RHP
11	Will Casey	LHP
13	Christian Walker	1B
14	John Taylor	RHP
15	Nolan Belcher	LHP
17	Jose Mata	RHP
18	Dante Rosenberg	C
19	Jackie Bradley Jr.	OF
20	Jake Watson	INF
22	Matt Price	RHP
25	Adam Westmoreland	LHP
26	Adam Matthews	OF
27	Forrest Koumas	RHP
28	Spencer Jordan	RHP
29	Michael Roth	LHP/1B
30	Erik Payne	INF
31	Evan Marzilli	OF
33	Alex Burrell	LHP
34	Greg Brodzinski	C
35	Logan Munson	LHP
36	Brady Thomas	C
38	Tyler Webb	LHP
39	Patrick Sullivan	RHP
40	Jake Williams	OF
42	DeSean Anderson	OF
44	Colby Holmes	RHP
45	Bryan Harper	LHP

Head Coach: Ray Tanner
Associate Head Coach: Chad Holbrook
Assistant Head Coach: Jerry Meyers
Assistant Coach: Sammy Esposito
Student Assistant Coach: Brian Buscher



South Carolina 8, Stetson 2
June 5/6, 2011

S. Carolina	AB	R	H	RBI	BB	SO
Marzilli, cf	4	1	1	2	0	0
Wingo, 2b	4	2	3	0	1	0
Walker, 1b	4	1	3	0	1	0
Thomas, dh	4	0	0	0	0	2
Morales, 3b	2	2	0	0	3	1
Williams, rf	2	0	0	2	0	1
Mooney, ss	3	1	1	1	2	0
Beary, c	5	1	2	1	0	0
Neff, lf	5	0	2	0	0	1
Totals	33	8	12	6	7	5

Stetson	AB	R	H	RBI	BB	SO
Simpson, lf	3	1	1	0	2	1
Crews, 2b	4	0	1	1	0	0
Carhart, 3b	5	0	1	0	0	0
Rickles, c	3	0	0	1	0	1
Jones, ss	3	0	1	0	1	1
Theisen, cf	2	0	0	0	1	0
Blackman, 1b	4	1	1	0	0	2
Emory, dh	4	0	1	0	0	1
Brennan, rf	2	0	1	0	1	1
Totals	30	2	7	2	5	7

SC	101	110	004	8	12	1
STET	100	000	100	2	7	1

E - Morales; Theisen. DP - SC 2; STET 1. LOB - SC 10; STET 10. 2B - Neff. 3B - Beary. HR - Marzilli. HBP - Theisen. SH - Thomas; Williams; Crews; Brennan. SF - Marzilli; Williams 2; Rickles. CS - Jones.

S. Carolina	IP	H	R	ER	BB	K
Koumas	4.0	3	1	1	2	3
Webb	0.2	0	0	0	1	2
Taylor	1.2	2	1	1	2	0
Price	2.2	2	0	0	0	2

Stetson	IP	H	R	ER	BB	K
Perez	4.1	8	4	4	3	1
Dye	0.1	0	0	0	1	0
Boyd	3.1	3	2	2	2	3
Griffin	0.1	0	1	0	1	1
Powell	0.1	1	1	0	0	0
Dorsey	0.1	0	0	0	0	0

Win - Taylor. Loss - Perez. Save - Price. HBP - by Price (Theisen). Time: 3:18. Attendance: 6,718



South Carolina 5, Connecticut 1
June 11, 2011

Connecticut	AB	R	H	RBI	BB	SO
Mazzilli, 2b	4	0	1	0	0	0
Andreoli, rf	4	0	1	0	0	0
Springer, cf	4	1	1	0	0	1
Nemeth, 1b	4	0	1	0	0	1
Fuller, 3b	3	0	0	0	1	0
Ahmed, ss	4	0	0	0	0	0
Elliot, c	3	0	1	0	1	0
Friel, dh	2	0	0	0	1	0
Martin, ph	1	0	0	0	0	0
Ferriter, lf	4	0	1	0	0	0
Totals	33	1	6	1	3	2

S. Carolina	AB	R	H	RBI	BB	SO
Marzilli, cf	5	1	2	0	0	2
Wingo, 2b	5	1	2	2	0	1
Walker, 1b	3	1	1	1	1	1
Thomas, dh	3	0	1	1	1	0
Morales, 3b	4	0	1	0	0	0
Williams, rf	2	1	0	0	2	1
Mooney, ss	3	0	1	0	1	1
Beary, c	4	0	0	0	0	1
Neff, lf	4	1	2	0	0	2
Totals	33	5	10	4	5	9

UCONN	100	000	000	1	6	2
SC	001	130	00X	5	10	3

E - Springer; Ferriter; Marzilli; Morales; Mooney. DP - SC 2; LOB - UCONN 8; SC 9. 2B - Marzilli; Neff. SB - Marzilli; Morales. CS - Williams

Connecticut	IP	H	R	ER	BB	K
Barnes	4.1	8	5	5	2	6
Feehan	2.2	1	0	0	3	2
Glynn	1.0	1	0	0	0	1

S. Carolina	IP	H	R	ER	BB	K
Roth	8.1	6	1	0	3	2
Taylor	0.2	0	0	0	0	0

Win - Roth. Loss - Barnes. WP - Barnes 2. PB - Elliot. Time: 2:45. Attendance: 8,242.



South Carolina 8, Connecticut 2
June 12, 2011

S. Carolina	AB	R	H	RBI	BB	SO
Marzilli, cf	4	1	0	0	1	2
Wingo, 2b	5	1	2	0	0	2
Walker, 1b	4	2	1	1	1	1
Thomas, dh	3	1	1	1	0	0
Morales, 3b	4	2	2	0	1	0
Williams, rf	3	1	2	2	1	0
Mooney, ss	4	0	2	2	1	0
Beary, c	5	0	2	2	0	0
Neff, lf	5	0	0	0	0	0
Totals	37	8	12	8	5	5

Connecticut	AB	R	H	RBI	BB	SO
Mazzilli, 2b	5	0	0	0	0	1
Andreoli, rf	4	0	1	0	0	0
Springer, cf	4	0	0	0	0	1
Nemeth, 1b	4	0	1	0	0	1
Fuller, 3b	4	0	1	0	0	2
Ahmed, ss	3	1	1	0	1	0
Elliot, c	4	1	2	0	0	0
Martin, dh	3	0	2	1	1	0
Ferriter, lf	4	0	2	1	0	2
Totals	35	10	13	8	6	6

SC	000	101	015	8	12	1
UCONN	020	000	000	2	10	2

E - Wingo; Mazzilli; Fischer. DP - SC 3. LOB - SC 10; UCONN 8. 2B - Thomas; Morales; Williams; Mooney; Beary. HR - Walker. HBP - Thomas; Williams. SF - Thomas

S. Carolina	IP	H	R	ER	BB	K
Holmes	4.1	5	2	2	0	2
Mata	1.0	0	0	0	0	0
Webb	0.0	1	0	0	0	0
Taylor	1.2	2	0	0	1	1
Price	2.0	2	0	0	1	4

Connecticut	IP	H	R	ER	BB	K
Nappo	7.1	10	3	3	1	5
Fischer	0.2	1	3	3	3	0
Vance	1.0	1	2	2	1	0

Win - Taylor. Loss - Nappo. Save - Price. WP - Taylor. HBP - by Nappo (Thomas); by Vance (Williams). PB - Beary. Time: 2:46. Attendance: 8,242.



South Carolina 5, Texas A&M 4 June 19, 2011

Texas A&M	AB	R	H	RBI	BB	SO
Naquin, rf	4	1	0	0	0	1
Bratsen, cf	3	0	1	0	0	2
Juengel, dh	1	1	0	0	3	0
House, 1b	4	1	1	1	0	0
Smith, 3b	4	0	0	0	0	3
Curl, 2b	0	0	0	0	0	0
Gonzalez, c	2	1	0	0	2	1
Wood, lf	3	0	1	3	0	1
Jackson, ss	4	0	1	0	0	1
Collazo, 2b/3b	4	0	0	0	0	1
Totals	29	4	4	4	5	10

S. Carolina	AB	R	H	RBI	BB	SO
Marzilli, rf	3	1	1	0	2	0
Wingo, 2b	4	1	4	1	0	0
Walker, 1b	4	1	1	0	0	0
Thomas, dh	4	0	0	0	0	3
Morales, 3b	4	1	0	1	0	0
Williams, lf	4	0	0	0	0	1
Mooney, ss	4	0	1	1	0	1
Beary, c	4	1	2	0	0	0
Bradley Jr., cf	4	0	1	0	0	1
Totals	35	5	10	3	2	6


TAM	400	000	000	4	4	1
SC	400	000	001	5	10	1

E - Collazo; Walker. DP - SC 1. LOB - TAM 5; SC 9.
2B - Wingo; Beary. 3B - Wood. HBP - Wingo. SH -
Bratsen; Wood. SB - Juengel; House.

Texas A&M	IP	H	R	ER	BB	K
Stripling	8.0	7	4	2	1	6
Martin	0.0	1	1	1	0	0
Fleece	0.0	2	0	0	1	0

S. Carolina	IP	H	R	ER	BB	K
Roth	7.1	4	4	0	5	8
Taylor	1.0	0	0	0	0	1
Price	0.2	0	0	0	0	1

Win - Price. Loss - Martin.
WP - Stripling 2. HBP - by Stripling (Wingo). BK -
Stripling.
Time: 2:42. Attendance: 23,395



South Carolina 7, Virginia 1 June 21, 2011

S. Carolina	AB	R	H	RBI	BB	SO
Marzilli, rf	5	1	1	1	0	1
Wingo, 2b	3	0	0	0	0	0
Walker, 1b	5	1	2	2	0	0
Bradley Jr., cf	5	1	2	1	0	1
Morales, 3b	5	2	3	1	0	1
Thomas, dh	4	0	3	1	0	1
Matthews, ph	1	0	0	0	0	1
Mooney, ss	4	0	1	1	0	1
Beary, c	4	1	0	0	1	0
Williams, lf	3	1	1	0	1	1
Totals	39	7	13	7	2	7

Virginia	AB	R	H	RBI	BB	SO
Taylor, ss	4	0	2	0	0	1
Barr, lf	3	0	0	0	0	0
Hicks, c	4	1	1	1	0	0
Proscia, 3b	4	0	0	0	0	2
Hultzen, dh	4	0	1	0	0	0
Swab, cf	3	0	0	0	1	0
Coleman, rf	3	0	1	0	0	1
King, 1b	3	0	0	0	0	2
Werman, 2b	1	0	0	0	1	1
Gragnani, ph/2b1	0	0	0	0	0	0
Totals	30	1	5	1	2	7

SC	301	200	010	7	13	0
VA	000	100	000	1	5	3

E - Proscia; King. DP - SC 2. LOB - SC 11; VA 5. 2B -
Marzilli; Walker; Bradley Jr.; Thomas; Hultzen. 3B -
Williams. HR - Hicks. HBP - Wingo; Barr. SH -
Wingo; Mooney; Williams. SB - Bradley Jr.

S. Carolina	IP	H	R	ER	BB	K
Holmes	4.1	4	1	1	1	7
Taylor	4.1	1	0	0	1	0
Price	0.1	0	0	0	0	0

Virginia	IP	H	R	ER	BB	K
Roberts	3.1	8	6	3	1	2
Winiarski	1.2	2	0	0	0	1
Crockett	2.0	1	0	0	0	2
Thompson	1.1	2	1	1	1	2
Silverstein	0.1	0	0	0	0	0
Mayberry	0.1	0	0	0	0	0

Win - Taylor. Loss - Roberts.
HBP - by Holmes (Barr); by Thompson (Wingo). PB -
Hicks. Time: 3:10. Attendance: 22,027



South Carolina 3, Virginia 2 June 24, 2011

Virginia	AB	R	H	RBI	BB	SO
Taylor, ss	7	1	0	0	0	1
Barr, lf	6	0	3	0	0	0
Hicks, c	5	0	1	0	1	0
Proscia, 3b	4	1	0	0	1	1
King, 1b	4	0	1	0	2	2
Swab, cf	3	0	2	0	1	0
Shifflett, pr/cf	0	0	0	0	0	0
Gragnani, ph	1	0	0	0	0	1
Halley, cf	1	0	0	0	0	0
Coleman, rf	4	0	1	0	1	2
Harrington, dh	6	0	2	0	0	1
Werman, 2b	4	0	1	0	1	0
Totals	45	2	11	0	7	8

S. Carolina	AB	R	H	RBI	BB	SO
Marzilli, rf	5	0	1	0	0	4
Wingo, 2b	3	0	0	0	1	2
Walker, 1b	5	1	1	0	1	1
Bradley Jr., cf	5	1	1	0	1	3
Morales, 3b	5	0	0	0	0	2
Thomas, dh	6	0	2	2	0	3
Matthews, pr	0	1	0	0	0	0
Mooney, ss	5	0	2	0	1	0
Beary, c	5	0	1	0	0	3
Williams, lf	4	0	1	0	0	0
Totals	43	3	9	2	4	18


VA	010	000	010	000	0	2	11	2
SC	000	200	000	000	1	3	9	2

E - Winiarski 2; Morales; Mooney. DP - VA 1; SC 4.
LOB - VA 15; SC 14. 2B - Walker; Thomas; Beary.
HBP - Coleman; Wingo 2; Morales. SH - Barr; Proscia;
Werman; Marzilli; Beary; Williams. SB - Barr.

Virginia	IP	H	R	ER	BB	K
Hultzen	3.0	1	0	0	0	8
Crockett	4.0	4	2	2	0	3
Kline	5.0	3	0	0	4	7
Winiarski	0.0	1	1	0	0	0

S. Carolina	IP	H	R	ER	BB	K
Roth	7.0	4	1	1	2	3
Taylor	0.1	0	1	0	0	0
Price	5.2	7	0	0	5	5

Win - Price. Loss - Winiarski.
WP - Roth. HBP - by Roth (Coleman); by Crockett
(Morales); by Kline (Wingo); by Kline (Wingo).
Time: 4:25. Attendance: 25,882





South Carolina 2, Florida 1
June 27, 2011

S. Carolina	AB	R	H	RBI	BB	SO
Wingo, 2b	5	0	1	1	0	2
Bradley Jr., cf	5	0	0	0	0	2
Walker, 1b	5	1	2	0	0	1
Thomas, dh	4	0	1	0	0	0
Mathews, pr/dh0	0	0	0	0	1	0
Morales, 3b	5	0	1	0	0	0
Williams, lf	5	0	1	0	0	1
Mooney, ss	3	1	0	0	1	1
Beary, c	3	0	1	0	0	1
Marzilli, rf	4	0	0	0	0	2
Totals	39	2	7	1	2	10

Florida	AB	R	H	RBI	BB	SO
Fontana, ss	4	0	0	0	0	0
Smith, cf	4	0	2	0	1	1
Tucker, 1b	4	0	1	0	1	0
Zunino, c	4	0	1	0	1	1
Johnson, dh	5	0	3	0	0	0
Wilson, pr	0	0	0	0	0	0
Adams, 2b	2	0	0	0	1	1
Thompson, lf	3	1	0	0	2	1
Pigott, rf	5	0	0	0	0	0
Dent, 3b	3	0	1	1	0	1
Totals	34	1	8	1	6	5


SC	000	000	010	01	2	7	1
UF	001	000	000	00	1	8	3

E - Wingo; Smith; Zunino; Dent. DP - SC 1; UF 1. LOB - SC 7; UF 10. 2B - Walker. SH - Beary; Fontana; Adams 2. SF - Dent. SB - Walker. CS - Smith

S. Carolina	IP	H	R	ER	BB	K
Koumas	5.2	3	1	1	1	4
Webb	2.1	1	0	0	2	0
Taylor	2.0	3	0	0	3	0
Price	1.0	1	0	0	0	1

Florida	IP	H	R	ER	BB	K
Randall	7.2	3	1	1	1	6
Rodriguez	0.2	1	0	0	0	2
Maddox	1.0	2	0	0	0	0
Maronde	1.0	1	1	1	0	1
Larson	0.2	0	0	0	1	1

Win - Taylor. Loss - Maronde. Save - Price
WP - Koumas
Time: 3:35. Attendance: 25,851



South Carolina 5, Florida 2
June 28, 2011

Florida	AB	R	H	RBI	BB	SO
Smith, cf	4	0	1	0	0	1
Fontana, ss	2	0	0	0	0	0
Zunino, c	3	2	3	1	1	0
Tucker, rf	4	0	0	0	0	1
Adams, 2b	4	0	1	1	0	0
Pigott, lf	3	0	0	0	0	0
Thompson, ph/lf1	0	0	0	0	0	1
Johnson, dh/p	2	0	0	0	1	1
Ramjit, 1b	3	0	1	0	0	2
Moyer, ph	1	0	0	0	0	0
Dent, 3b	3	0	0	0	0	1
McMahan	1	0	0	0	0	0
Totals	31	2	6	2	2	7

S. Carolina	AB	R	H	RBI	BB	SO
Wingo, 2b	3	0	1	2	0	0
Bradley Jr., cf	4	1	0	0	1	3
Walker, 1b	4	0	2	0	1	0
Thomas, dh	4	0	2	1	0	2
Mathews, ph	1	0	0	0	0	0
Morales, 3b	3	0	1	0	0	0
Williams, lf	3	0	0	0	0	3
Mooney, ss	3	2	2	1	0	0
Beary, c	3	1	1	0	0	0
Marzilli, rf	2	1	1	0	1	0
Totals	30	5	10	4	3	8

UF	000	100	010	2	6	1
SC	003	001	01X	5	10	0

E - Fontana. DP - UF; SC 1. LOB - UF 7; SC 11. 2B - Zunino; Morales; Mooney; Marzilli. HR - Zunino; Mooney. HBP - Fontana; Johnson; Wingo; Morales; Williams. SH - Fontana; Mooney; Beary; Marzilli. SF - Wingo.

Florida	IP	H	R	ER	BB	K
Whitson	4.2	4	3	1	2	4
Toledo	0.2	1	1	1	0	1
Johnson	1.0	3	0	0	0	2
DeSclafani	0.1	0	0	0	0	1
Rodriguez	1.0	2	1	1	1	0
Larson	0.1	0	0	0	0	0

S. Carolina	IP	H	R	ER	BB	K
Roth	7.2	5	2	2	2	6
Taylor	0.0	1	0	0	0	0
Price	1.1	0	0	0	0	1

Win - Roth. Loss - Whitson. Save - Price
WP - Rodriguez. HBP - by Whitson (Wingo); by Whitson (Williams); by Roth (Johnson); by Whitson (Morales) by Roth (Fontana).
Time: 3:21. Attendance: 26,721



Overall Batting & Fielding

Overall Record: 55-14; Home: 36-4; Away: 12-8; Neutral: 7-2

(More than 120 plate appearances)

	AVG	GP-S	AB	R	H	2B	3B	HR	RBI	TB	SLG	BB	HBP	SO	OB%	SF	SH	SB-ATT	PO	A	E	FLD
Christian Walker	.358	69-69	271	64	97	21	1	10	62	150	.554	36	6	30	.438	4	0	4-7	629	25	9	.986
Scott Wingo	.338	69-68	240	47	81	8	1	4	31	103	.429	44	17	36	.467	3	10	7-8	137	245	11	.972
Brady Thomas	.316	63-60	231	32	73	10	3	4	43	101	.437	23	2	46	.375	5	4	1-1	320	22	5	.986
Evan Marzilli	.291	65-59	220	39	64	14	2	3	31	91	.414	25	6	63	.375	2	10	6-7	115	6	3	.976
Robert Beary	.289	65-60	211	31	61	14	1	3	35	86	.408	12	10	26	.352	3	7	4-4	266	22	2	.993
Adrian Morales	.281	68-68	249	44	70	16	0	3	40	95	.382	30	12	35	.378	5	4	7-11	38	129	11	.938
Peter Mooney	.280	69-69	254	45	71	15	1	4	37	100	.394	44	5	31	.390	5	14	3-6	97	188	14	.953
Jake Williams	.268	62-58	209	29	56	10	6	2	38	84	.402	21	11	29	.361	3	7	1-4	79	1	0	1.000
Jackie Bradley Jr.	.247	42-42	162	32	40	10	1	6	27	70	.432	22	4	38	.346	3	1	2-3	86	2	2	.978

(Fewer than 120 plate appearances)

Jake Watson	.500	10-1	4	1	2	1	0	0	3	3	.750	1	0	1	.600	0	0	1-1	1	1	0	1.000
Dante Rosenberg	.500	2-1	2	0	1	0	0	0	1	1	.500	0	0	0	.500	0	0	0-0	6	1	0	1.000
Greg Brodzinski	.333	10-2	12	3	4	0	0	0	2	4	.333	0	2	1	.429	0	0	0-0	6	0	0	1.000
Adam Matthews	.264	34-29	110	26	29	4	2	2	14	43	.391	16	2	22	.367	0	7	4-6	31	1	2	.941
Steven Neff	.254	23-18	71	11	18	7	0	5	7	40	.563	2	1	20	.284	0	1	0-0	16	6	2	.917
Erik Payne	.250	9-2	8	2	2	1	0	0	0	3	.375	0	0	2	.250	0	0	0-0	0	1	0	1.000
Michael Roth	.200	11-3	15	3	3	1	0	0	4	4	.267	4	0	5	.368	0	0	0-0	8	35	2	.956
DeSean Anderson	.191	21-13	47	10	9	4	0	0	5	13	.277	6	1	14	.291	1	4	1-1	8	0	0	1.000
Patrick Harrington	.000	3-1	3	0	0	0	0	0	0	0	.000	2	0	2	.400	0	0	0-0	0	0	0	.000
Matt Price	.000	1-0	1	0	0	0	0	0	0	0	.000	0	0	1	.000	0	0	0-0	2	7	0	1.000
Totals	.294	69	2320	419	681	136	18	46	380	991	.427	288	79	402	.385	34	69	41-59	1859	747	69	.974
Opponents	.227	70	2250	212	511	70	4	28	192	673	.299	228	71	536	.316	12	53	38-54	1771	637	72	.971

Pitching

	ERA	W-L	APP	GS	CG	SHO/CB	SV	IP	H	R	ER	BB	SO	2B	3B	HR	BK	B/AVG.	WP	HBP
Michael Roth (L)	1.06	14-3	21	20	1	0/1	0	145.0	108	36	17	41	112	16	2	3	0	.208	9	12
John Taylor (R)	1.14	8-1	50	0	0	0/2	0	71.1	45	12	9	28	63	7	0	0	2	.185	2	9
Matt Price (R)	1.83	7-3	36	0	0	0/2	20	59.0	44	12	12	20	75	5	1	1	0	.213	2	7
Forrest Koumas (R)	2.96	6-1	19	12	0	0/1	0	73.0	59	28	24	29	63	7	1	3	2	.230	2	14
Colby Holmes (R)	3.69	7-3	18	13	0	0/1	0	85.1	76	38	35	21	77	12	0	13	1	.232	4	6

(Fewer Than 58 Innings)

Alex Burrell (L)	0.00	0-0	2	0	0	0/0	0	0.1	1	0	0	0	0	1	0	0	0	.333	0	1
Patrick Sullivan (R)	1.35	2-0	10	2	0	0/0	1	20.0	14	5	3	9	21	2	0	1	0	.203	1	0
Jose Mata (R)	1.76	3-0	23	0	0	0/1	1	30.2	30	7	6	13	16	4	0	0	0	.263	0	6
Steven Neff (L)	2.45	3-1	12	7	0	0/0	0	36.2	29	11	10	10	29	3	0	0	1	.228	3	6
Tyler Webb (L)	3.00	3-1	22	5	0	0/1	0	36.0	34	19	12	17	28	8	0	1	1	.248	2	3
Bryan Harper (L)	5.40	1-0	22	1	0	0/1	1	18.1	17	12	11	17	18	1	0	0	0	.250	5	0
Adam Westmoreland (L)	5.77	1-1	11	9	0	0/1	0	34.1	41	23	22	18	26	3	0	5	1	.299	2	3
Will Casey (L)	6.75	0-0	3	0	0	0/0	0	2.2	1	2	2	3	3	0	0	1	0	.111	0	0
Logan Munson (L)	7.71	0-0	11	0	0	0/1	0	7.0	12	7	6	2	5	1	0	0	0	.364	1	4
Totals	2.45	55-14	69	69	1	4/4	23	619.2	511	212	169	228	536	70	4	28	71	.227	33	71
Opponents	5.55	14-55	69	69	5	1/1	8	590.1	681	419	364	288	402	136	18	46	8	.294	46	79

Cumulative Scoring By Innings

	1	2	3	4	5	6	7	8	9	EX	TOTAL
South Carolina	51	55	42	46	55	58	47	44	18	3	419
Opponents	32	29	25	15	14	24	22	32	19	0	212

The foundation for South Carolina's first trip to the College World Series in 1975 was laid a year earlier when the Gamecocks earned their first invitation to the NCAA Tournament and narrowly missed a trip to Omaha.

It could be argued that the first bricks of that foundation were actually laid in 1970 when former New York Yankee second baseman Bobby Richardson was hired by athletics director Paul Dietzel with a mandate to put Gamecock baseball on the map.

Richardson was South Carolina's first full time baseball coach.

Previously the diamond program was headed by part timers, usually an assistant football coach or physical education professor, or -- in the tenure of Bob Reising (1964-65) -- a professor of English literature.

The Gamecocks had never played an expanded schedule, 34 games in 1969 under football assistant Jack Powers being the most. That team finished with a 12-21-1 record the year before Richardson came on board. The 21-8 mark accomplished under Powers in 1967 represented the record for wins in a season.

To say baseball was a .500 program at best was borne out by statistics.

Over 67 seasons, the Gamecocks had finished with 34 winning records against 33 losing seasons and 10 break even years.

Richardson started slowly, having never coached or managed a team before. However his illustrious 12-year career with the Yankees, which included seven World Series appearances and a Most Valuable Player in the fall classic of 1960, had prepared him well. His first record of 14-20 would be South Carolina's last losing record over the next 30 years.

After an 18-12 finish in 1971, Richardson bumped the schedule up to 41 games in 1972 and finished 25-16. A 26-15-1 record followed in 1973 and the first NCAA bid came along in 1974 when the final record was 48-8. A 2-1 loss to Miami at Starkville, Miss. prevented a trip to Omaha.

The 1975 team featured a four-man pitching rotation of senior right-handers Earl Bass (17-1), Greg Ward (13-4), Raymond Lavigne (8-0) and junior left-hander Tim Lewis (11-0), a starting record of 49-5. The bullpen was used sparingly and contributed two wins and a loss to the final record of 51-6-1.

Bass, runner-up to Arizona State shortstop Jerry Maddox for national player of the year honors, was a first team All-America choice for the second time and senior first baseman Hank Small clubbed 19 home runs with a .390 batting average to also earn All-America honors. Lewis and Lavigne pitched back-to-back no-hit wins as South Carolina lost only four and tied one of 49 regular season games.

That earned a host site for regional play and the Gamecocks swept past The Citadel, Temple and North Carolina State and moved on to Omaha, one of eight teams competing for the national championship.

Bass with relief help from seldom used closer Mike Cromer defeated Seton Hall 3-1 in the first round and Ward downed Eastern Michigan 5-1. Bass came back to defeat Arizona State 6-3 and after three rounds South Carolina was 3-0 and the only undefeated team.

Under a rule change adopted the following year, South Carolina would have earned a bye but under the procedure in force in 1975 there was a drawing and Arizona State won the bye. South Carolina played Texas. Ward had a rare bad game and the Longhorns drubbed the Gamecocks 17-6, leaving three teams in the double elimination field with one loss apiece.

Bass and Ward had each started twice in Omaha while Lewis (11-0) and Lavigne (8-0) had not been used despite their combined record of 19-0

Lewis got his chance, on his mother's birthday, against a well rested Arizona State team and he responded with a 4-1 complete game victory when the Gamecocks rallied from a 1-0 deficit with four runs in the top of the ninth inning against previously undefeated (14-0) Sun Devil ace Greg Cochran.

A scoreless game with two outs in the bottom of the eighth inning, Bob Pate singled and Jerry Maddox

hit a bloop triple that landed a few inches fair in right field to give Arizona State a 1-0 lead.

Second baseman Mark Van Bever doubled to lead off the ninth and shortstop Jeff Grantz bunted the tying run to third. Right fielder Garry Hancock singled to drive in Van Bever. Small singled and Steve King walked to load the bases with one out. A fielder's choice RBI, two Sun Devil errors and a squeeze bunt plated three more runs and South Carolina led 4-1.

Lewis retired the side in the bottom of the ninth and South Carolina, in its first trip ever to the College World Series, met Texas for the national championship. That title eluded the Gamecocks, however, and the Longhorns prevailed 5-1. The only Gamecock run came on a home run by Hank Small.

Bass won his last six decisions in 1974 and first 17 in 1975 to establish a National record of 23 consecutive wins. He finished the season 17-1 and 34-3 for his career. The staff had an earned run average of 2.00 in 503 innings. Pitchers recorded 26 complete games and 13 shutouts.



Team Leaders

Batting Average	Hank Small (.390)
Home Runs	Hank Small (19)
Wins	Earl Bass (17)
Earned Run Average	Earl Bass (1.40)

1975 Roster

1	David Small	INF
3	Mark Van Bever	2B
4	Tom Luckstone	RHP
5	Robbie Parrish	C
6	Donnie Branham	C
7	Jim Pankovits	3B
8	Jeff Grantz	SS/2B
9	Garry Hancock	OF
11	Chuck McLean	OF/RHP
12	Hank Small	1B/OF
13	Earl Bass	RHP/1B
14	Steve King	OF
15	Steve Cook	OF
16	Greg Ward	RHP
17	John Hinkel	C/1B
18	Greg Keatley	C
19	Don Repsher	OF
20	Scott Thomas	LHP
22	Ed Lynch	RHP
23	Mike Cromer	LHP
24	Tim Lewis	LHP
25	Jim Fleming	INF
26	Ray Lavigne	RHP
27	Jamie Chakales	RHP
	Bill Kimrey	RHP
	Andy LeHeup	OF

Head Coach: Bobby Richardson
Asst. Coach: Johnny Hunton



Two years after their first trip to the College World Series, the Gamecocks found themselves back in Omaha under a different head coach.

Bobby Richardson, who in seven seasons built the South Carolina program into a national power, resigned and June Raines was brought in to continue the success forged by Richardson. For Raines, it was a return to the Gamecock Roost. Following a 10-year career as a catcher in the Cleveland Indians and Washington Senators minor league systems, Raines had served as a student assistant coach under Jack Powers and Richardson while earning bachelor and masters degrees.

Raines inherited a good nucleus from Richardson whose final team, 1976, had compiled a 38-14 record. Richardson's previous two teams were 48-8 in 1974 and 51-6-1 in 1975. He added some outstanding talent in outfielder Mookie Wilson, catcher Johnny Long and right-handed pitcher Randy Martz from the Gamecock football squad to the returnees left by Richardson.

Through his first 20 games, Raines won 68 percent of the time, excellent under most criteria but somewhat

short of Richardson's .828 percentage over his final three seasons. After winning 10 of his first 11 games, Raines saw his team lose five and tie one over the next nine. Arch rival Clemson, on the other hand, was unbeaten after 26 games with the best record in the nation.

South Carolina broke the Tigers' win streak with a 2-1 victory at Clemson behind Martz and the Gamecocks compiled a 30-6 record the remainder of the season for a final mark of 43-12-1. The late season surge included two more wins over Clemson for a sweep of the season series.

South Carolina was awarded its fourth consecutive regional site but quickly fell into the losers' bracket with a 7-6 loss to nationally second ranked South Alabama. Starter Randy Martz left the game with the lead but the bullpen couldn't hold it. Carolina would have to win four consecutive games over the next three days if it was to win the regional.

The uphill trek began with a 4-1 win over East Carolina behind a six-hit complete game by right-hander Jim Lewis. The task ahead required two Sunday victories to force a showdown game on Monday.

Ed Lynch, from the Gamecock basketball team, drew the first assignment and stifled South Alabama. He scattered seven hits in an 11-2 rout. Sophomore right-hander Hal Hutchens caused some anxious moments when he allowed 12 hits and walked four but was tough with runners on base. With ninth inning relief help from Lewis, Hutchens came out with a 5-2 win over Wake Forest. With two days rest, Randy Martz got the call vs. the Demon Deacons. Although he allowed 10 hits, he struck out 12. Johnny Hinkel, Mark Van Bever and Mookie Wilson homered as the Gamecocks won 6-1 to clinch a spot in Omaha.

The opening game of the 1977 College World Series was a classic. With undefeated Randy Martz pitching for South Carolina, and Panamanian right-hander Jaime Coanower for Baylor, the score was tied 1-1 after nine innings with both starters still on the mound.

Martz retired the first two Baylor batters in the top of the 10th but three successive ground ball singles produced a run and the Bears took a 2-1 lead to the bottom of the 10th inning.

Van Bever lashed a double down the left field line and advanced to third when Wilson grounded out to deep shortstop. That brought up left fielder Chuck McLean who hit a line drive on the first pitch that carried over Baylor center fielder Burl Coker's head.


Raines said later that he would have held McLean at third if he had been the third base coach. However, after nine innings, he had turned third base coaching duties over to assistant Johnny Hunton "to change over the luck" and Hunton waved McLean past third base.

He slid home safely with an inside the park home run and a 3-2 Gamecock victory.

Lewis scattered eight hits and struck out 14 defeating Cal State-Los Angeles 6-2 and Martz came back on short rest to down Southern Illinois Carbondale 5-4 earning Carolina a bye to the championship round as the only undefeated team.

A shoulder injury to power hitting first baseman Johnny Hinkel (15 home runs) left the Gamecocks a little short. Lynch pitched well in a complete game effort but lost 6-2 to Arizona State setting up another meeting with the Sun Devils. Lewis also pitched well but was on the short end of a 2-1 score and for the second time in two tries, South Carolina finished second in the College World Series.

Martz, with a 14-0 record, was named National Player of the Year, first team All-America and first round draft choice of the Chicago Cubs. He pitched four years in the major leagues. Wilson was second team All-America and played 1,403 major league games in 12 seasons with the Mets and Blue Jays. Lynch played eight years with the Mets and Cubs and became general manager of the Cubs. Lewis made it to the big leagues for brief stints with the Mariners, Yankees and Twins.



Team Leaders

Batting Average	Mookie Wilson (.357)
Home Runs	Johnny Hinkel (15)
Wins	Randy Martz (14)
Earned Run Average	Randy Martz (1.98)



1977 Roster

1	Tom Williams	2B
2	Tom Sotack	RHP
4	Chuck McLean	OF/RHP
5	Robbie Parrish	C
6	Richard Ness	C
7	Johnny Long	C
8	Mookie Wilson	OF/RHP
9	Kevin Karcher	RHP
10	Mark Van Bever	2B/OF
11	Eric Hildebeitel	C/OF
12	David Small	OF
13	Steve King	1B
14	Greg Jonson	SS
15	Mark Kish	RHP/OF
17	Mike Toalson	LHP
18	Hal Hutchens	RHP
19	Don Repsher	OF
20	Scott Thomas	LHP
21	Randy Martz	RHP
22	Johnny Hinkel	1B/OF
23	Ed Lynch	RHP
24	Bart Murphy	3B
25	Ronnie Crapps	RHP/OF
26	Jim Lewis	RHP
27	Jamie Chakales	RHP
	Bill Allen	RHP
	Jim Curry	LHP
	Paul DeLaVarre	RHP/INF
	Alan Ezagui	SS
	Mike Lebo	C/1B

Head Coach: June Raines
Asst. Coach: Johnny Hunton

After a three-year absence, South Carolina made its third trip to the College World Series in 1981. The Gamecocks finished second in 1975 and 1977 but didn't make the NCAA field in 1978 and '79. In 1980 they were invited but didn't make it out of the regional.

A 40-13 regular season record earned a host site for the 1981 regional. A win over Temple and two over Memphis State punched Carolina's ticket to Omaha where Oklahoma State was the opening round opponent. The only South Carolina player with World Series experience was fifth year senior third baseman Tommy "Termite" Williams, who was a freshman reserve second baseman on the 1977 squad.

In two previous trips to Omaha, Carolina had won its first three games but faced a different reality in 1981, falling into the loser's bracket. Oklahoma State scored three times in the first inning and twice in the third to lead 5-0. The Gamecocks battled back to tie the score at 5-5 with three runs in the top of the ninth but a three run home run by Stan Baughn won it for the Cowboys 8-5 in the 10th inning.

An elimination game against the Black Bears of Maine was postponed 24 hours by rain, and another rain delay with Carolina trailing 5-2 in the third inning didn't do a lot for confidence as the Gamecocks committed five errors. Don Gordon was charged with seven unearned runs and trailed 7-6 when Joe Kucharski came

in for relief.

The sophomore handcuffed Maine on two singles over the final 4.1 innings. Carolina offset bad defense with a 17-hit attack that included two monstrous two-run home runs by Rob Lowery to win 12-7. At that time, Lowery was the sixth player to homer twice in a World Series game but the first in 25 years.

Jim Curl also had a two-run homer and Paul Hollins contributed three hits.

In an effort to shore up the defense before taking on Mississippi State, head coach June Raines moved Tommy Williams from third to second base where Jamey Thaw had committed two of the five errors against Maine. Williams had played second most of his career before moving to third as a senior.

South Carolina jumped out to a 6-0 lead after three innings and held on to edge Mississippi State 6-5 by surviving three serious late inning Bulldog threats. Freshman designated hitter/backup catcher Chris Boyle homered and Lowery hit his third of the series.

Mississippi State cut the lead to 6-5 with three runs in the seventh inning and had the bases loaded when Bobby Kish was summoned from the bullpen with one out and Bruce Castoria at the plate. Earlier, Castoria had tied the NCAA record with his 29th home run for Mississippi State's first two runs.

Kish struck Castoria out on three pitches and then retired Terry Loe on a pop up to Williams to escape further damage. Tony Gage led off the Mississippi State eighth with a triple but Kish retired Brad Winkler on a pop to Curl at first base. Sensing a suicide squeeze, Lowery called for a pitchout and Gage was an easy out to blunt that threat.

Raines said, "I wish I could take credit for calling a pitch out but I can't. Thank goodness my catcher is smart enough to call for a pitchout in that situation."

Mississippi State continued to threaten, putting two men on base with two outs in the ninth inning. A wild pitch advanced the tying run to third and the potential winning run to second with slugger Castoria coming up.

Raines signaled for an intentional walk but Kish demurred. He contended he could strike the Bulldog slugger out again. After a conference on the mound, the head coach prevailed and the bases were loaded. Terry Lee hit a ground ball to shortstop Rod Carraway, who flipped to second baseman Williams to force Castoria and end the game.

Left-hander Bret Baynham, South Carolina's starting pitcher, was the winner to improve his record to 10-1. Kish earned his seventh save.


Luck and pitching depth ran out and Carolina lost a slugfest, 10-7, to Arizona State, to finish fourth in the 1981 College World Series. Carolina gave up four runs in the first inning and never caught up. The Gamecocks

had 11 hits, three of them by Curl, who hit his 17th home run.

For the first time, South Carolina had two .400 hitters. Lowery batted .404 and Pual Hollins an even .400. Curl hit .347 with 75 runs batted in. Left fielder Joe McCarthy hit only .266 but stole 51 bases and walked 71 times. Hollins had 14 home runs, Lowery 13 and Boyle had 10. Dennis Lubert had a 12-2 record, Don Gordon 8-3 and Kucharski 6-1 along with 10-1 by Baynham.

The final record was 46-15. The team batting average was .316 with 83 home runs. Lubert pitched 10 complete games, Gordon eight, Baynham three and Kucharski two.

Arizona State defeated Oklahoma State in the championship game to win its fifth College World Series championship.



1981 Roster

1	Tom Williams	2B
2	Robby Vollmer	OF
4	Joey Wilson	1B/OF
5	Jamey Thaw	2B
6	Art Finley	SS
7	Neil Fox	C
8	Rocky Lewis	1B/OF
9	Bret Baynham	LHP
10	John Simmons	C
11	Rod Carraway	3B
12	Martin Small	LHP
13	Jim Curl	1B
14	John Sullivan	SS
15	Bobby Kish	RHP
17	Ross Bledsoe	RHP
18	Don Gordon	RHP
19	Paul Hollins	OF
20	Steve Kraly	2B
21	Ricky Lee	OF
22	Joe McCarthy	OF
23	Rob Lowery	C
24	Jeb Babel	LHP
25	Chris Boyle	C
26	Dennis Lubert	LHP
27	Harvey Heise	3B/OF
28	Joe Kucharski	RHP
29	Mark Calvert	RHP
30	Eddie Leopard	RHP

Head Coach: June Raines
Asst. Coach: Johnny Hunton

Team Leaders

Batting Average	Rob Lowery (.404)
Home Runs	Jim Curl (17)
Wins	Dennis Lubert (12)
Earned Run Average	Don Gordon (2.85)



The 24 players who earned letters on the 1982 South Carolina baseball squad were a near equal split of 11 veterans from the 1981 roster that advanced to fourth place in the College World Series and 13 newcomers, nine freshmen and four junior college recruits.

The pitching rotation, however, was all veteran consisting of senior left-hander Dennis Lubert, senior Don Gordon, junior Joe Kucharski and sophomore Mark Calvert. Closer Jeb Babel, with perhaps the best pick-off move any Gamecock ever, was also back. Pitching depth was enhanced by the addition of freshman right-hander Larry Price and junior college left-hander Mike Werner.

Chris Boyle, primarily a designated hitter as a freshman, took over the catching role backed up by Neil Fox, a sophomore who also saw action at DH. Four freshmen figured prominently in the lineup, outfielders

Scott Mackie, and Phillip Wilson, shortstop Kent Anderson and first baseman Greg Morhardt. Wilson was the brother of former Gamecock star Mookie Wilson, who had a 12-year major league career.

Offensive power was down considerably from the previous year. Junior college newcomer Larry Hernandez was the batting champion with a .347 average while the 1981 Gamecocks boasted two .400 hitters in catcher Rob Lowery and outfielder Paul Hollins. Boyle led the 1982 team in home runs with 12 and runs batted in with 59. Hernandez had 10 homers, Anderson eight, Wilson five.

The year before, Jim Curl had 17 homers and 75 RBI. Three others had double digit homers, including freshman Boyle with 10.

The pitching staff earned run average of 3.28, however, was considerably better than the year before and the final won-loss record was about the same, 45-13 in 1982 compared to 46-15 in 1981.

The 1982 squad hosted a six-team regional and swept through four wins to send Carolina to Omaha for the fourth time but the first time the Gamecocks had qualified in back to back seasons. Others in the regional field included West Virginia, making its first trip to the playoffs since 1967, The Citadel, Old Dominion, North Carolina and East Carolina.


Kucharski opened the regional by shutting out West Virginia 7-0 with ninth inning help from closer Babel. Boyle and Fox each had two hits and Boyle homered. The losing Mountaineers turned a triple play.

Carolina led 6-2 over The Citadel after three and a half innings the next day when rain suspended action overnight. Gordon, who had started, returned to the mound and worked into the eighth inning before giving way to Babel. The Gamecocks held on for a 6-4 win. Morhardt had four hits and five foot six inch senior outfielder Robby Vollmer homered.

In a rematch with The Citadel, the Gamecocks won 11-2 behind Lubert. Vollmer had four hits, third baseman John Sullivan had a pair of doubles and Wilson homered.

West Virginia held Carolina to four hits the second time around but the Gamecocks prevailed 5-2 behind a brilliant mound effort by Calvert, who scattered four hits through seven innings before turning the mound over to Babel. Sullivan figured in both Gamecock runs, driving in one with a single and scoring the other on a wild pitch. Jamey Thaw had two hits to account for half the Carolina total.

The 45-11 record entering the World Series would have been even more sensational if the Gamecocks hadn't played Miami (Fla.) eight times. Carolina lost four in a row at Coral Gables and three of four in Columbia. It was small consolation that Miami would end the season as College World Series champions.



Team Leaders

Batting Average	Larry Hernandez (.344)
Home Runs	Chris Boyle (12)
Wins	Joe Kucharski (11)
Earned Run Average	Mark Calvert (2.78)



Pitching, which had fashioned eight shutouts during the regular season fell apart in Omaha, giving up 25 runs in two games. For the first time in four trips, Carolina left Omaha without a win.

Stanford blasted the Gamecocks 15-4 with an 11-run sixth inning. Oklahoma State led 8-0 after three innings. Carolina rallied with a seven-run fifth on a grand slam by Sullivan and a two-run homer by Morhardt but the Gamecocks were eliminated from Omaha 10-8.

Kucharski pitched 112 innings with an 11-3 record and was a first team selection to the coaches All-America team. He was the first round draft selection of the Baltimore Orioles. Lubert was 8-3 as a senior and finished with a 31-9 career record. Gordon's 1982 record was 10-3. He made it to the majors, pitching in 78 games with the Toronto Blue Jays and Cleveland Indians, 1986-88.

The other member of the 1982 team to advance to the majors was shortstop Kent Anderson. A freshman in '82, he played two more years at Carolina and in 1989 and '90 saw action in 135 games with the California Angels.

Calvert's record was 8-1 and his 2.78 earned run average in 68 innings led the team. Babel had a 3-0 record and Werner was 3-2. Hernandez, Sullivan, Morhardt, Boyle and Wilson had .300 or better batting averages and Vollmer led stolen bases with 23.

1982 Roster

1	Phillip Wilson	OF
2	Robby Vollmer	OF
4	Keith Killian	OF
5	Jamey Thaw	2B
6	Art Finley	SS
7	Neil Fox	C
8	Rocky Lewis	1B/OF
9	Wade Hatcher	INF
10	Derek White	C
11	Larry Price	RHP/INF
12	Larry Hernandez	OF/1B
14	John Sullivan	3B/SS/RHP
15	Jeff Swindell	INF
17	Scott Mackie	OF
18	Don Gordon	RhP
20	Mike Werner	LHP
21	Greg Morhardt	OF/1B
22	Kurt Korinek	OF
23	Kent Anderson	SS
24	Jeb Babel	LHP
25	Chris Boyle	C
26	Dennis Lubert	LHP
27	Harvey Heise	3B
28	Joe Kucharski	RHP
29	Mark Calvert	RHP
30	Eddie Leopard	RHP
	Kevin Burke	1B
	Mark Ridgik	RHP

Head Coach: June Raines

Asst. Coach: Johnny Hunton

To say 1985 was a record-breaking year for South Carolina would be an understatement. The Gamecocks played more games, hit more home runs, scored more runs, turned more double plays and established many records on the way to a fifth trip to the CWS.

After a two-year absence, South Carolina was back in Omaha for the fifth time in 12 years but the stay was short. A 14-inning 1-0 loss to Arkansas and a 16-11 slugfest defeat at the hands of Oklahoma State eliminated the Gamecocks.

The season record was 47-22. The 47 wins were the third most in school history up to that point. The 1975 CWS second place team won 51 and the 1974 team won 48. A modest nine games was the longest win streak in 1985 but the team never lost more than three in a row.

Perhaps the most impressive record was 144 home runs in 69 games. That surpassed by 61 the 83 homers in 1981. The Gamecocks hit a school-record nine in a 29-3 win over Cincinnati that was called after six innings due to the lopsided score.

First baseman Joe Datin hit 23 home runs, four more than the previous individual record for a season set by Hank Small in 1975. Nineteen different players homered and seven of them hit 10 or more.

Outfielder Keith Killian, who came back from serious injuries in an automobile accident shortly after

graduating from high school, started as a senior and homered 15 times. Outfielder Rob Rinehart and designated hitter/outfielder Charlie Aldrich had 14 each, third baseman Lewis Jenkins 12, shortstop Jeff Barns and outfielder Jeff Morris 10 each.

Two players tied a record with three home runs in a game. Dave Hollins against Cincinnati and Rinehart against Clemson. Only one player, Chris Boyle, in 1983, had homered three times before. There have been a number of three-homer games since.

South Carolina players hit six grand slam home runs in 1985. Datin homered with the bases loaded twice. Aldrich, Hollins, Morris and Killian once each. Datin set a school record by driving in 88 runs. Rinehart drove in 60 and Killian 53. Three others logged 40 or more RBI.

Rinehart's 21 doubles bested the previous record by one. Rinehart would have had 22 two baggers but was called out once for not touching second base. The 149 doubles established a team record.

The defense for the most part was overshadowed by the heavy hitting offense but the Gamecocks turned a school record 68 double plays sparked by the middle infield combo of transfers, Barns at shortstop and Riley Polk at second. Barns transferred from Baptist College (now Charleston Southern University) and Polk spent two years at Clemson.

Barns became the first Gamecock to have 100 hits in a season and batted .351 in 285 at-bats.

Mike Cook was the only pitcher with double digit wins but his 16-2 record represented the second most victories in a season behind Earl Bass' 17-1 record in 1975. Cook also tied the mark with 19 starts and the strikeout record with 168 in 141 innings. Glenn Jenkins had an 8-2 record and left-hander Brian Currie was 6-2. His only loss after April was to Oklahoma State at the College World Series.

Altogether the 1985 Gamecocks established 34 team records and 19 individual marks.

Catcher Jeff Churchich experienced the thrill of playing in the College World Series in his hometown of Omaha. He shared time behind the plate with Scott Lambert, who threw out 14 base runners attempting to steal, three of them in World Series games. Both also saw time as the designated hitter. Lambert batted .292 with seven homers. Churchich hit .294 and also had seven home runs.

Eddie Lendenski, a pinch hitting specialist, had five homers and a .274 average. Lendenski's most dramatic hit was a two-out ninth inning two-run homer that defeated Virginia Tech.


While the 1985 Gamecock lost both of their World Series decisions, the 1-0 loss to Arkansas was one of the greatest games in Rosenblatt Stadium history. The Razorbacks pushed across a run with two outs in

the bottom of the 14th inning to end the second longest CWS game ever.

Cook started against Arkansas and pitched seven scoreless innings. Senior right-hander Bo Taylor, the sixth Carolina pitcher, worked the 14th inning, and was charged with the loss.

To earn the bid to the NCAA Tournament, South Carolina swept a six-game series with in-state rival Clemson, beat Metro Conference rival Virginia Tech five out of seven meetings and took two of three from Big Ten member Ohio State and frequent College World Series qualifier Maine.

Cook was a first team selection on the All-America teams selected by the coaches and by Baseball America. He was the first round draft selection by the California Angels. He would appear in 41 major league games, 1986-93. Hollins, a freshman in 1985, was the other player from the '85 team to make it to the majors. In 12 years, 1990-2002, he played in 983 games and reached the MLB World Series in 1993 with the Philadelphia Phillies.



1985 Roster

1	Mark Taylor	INF/RHP
2	Eddie Lendenski	1B/3B
4	Keith Killian	OF/DH
5	Mark Nelson	C
6	Clint Sawyer	LHP
7	Bobby Miller	2B
8	Wade Hatcher	OF/2B
9	Rob Rinehart	OF
10	Derek White	C
11	Larry Price	RHP/DH
12	Jeff Barns	SS
13	Garrett Carter	OF
14	Dave Hollins	3B
15	Mike Cook	RHP/1B
17	Scott Mackie	OF
18	Lewis Jenkins	SS
19	Glenn Jenkins	RHP
20	Casey Reed	RHP
21	Scott Lambert	C
22	Jeff Churchich	C/1B
23	Brian Currie	LHP
24	Rex Perozo	LHP
25	Joe Datin	1B
26	Bo Taylor	RHP
27	Steve Boley	RHp
29	Scott Bailey	LHP
31	Jeff Morris	OF
32	Charlie Aldrich	OF

Head Coach: June Raines
Asst. Coach: Johnny Hunton

Statistical Leaders

Batting Average	Rob Rinehart (.390)
Home Runs	Joe Datin (23)
Wins	Mike Cook (16)
Earned Run Average	Mike Cook (1.91)



South Carolina head coach Ray Tanner vowed he would never attend the College World Series until he took a team there. He and the Gamecocks made it to Omaha in 2002 for his first trip and the sixth Carolina trip to the CWS.

It began in February with a nine-game win streak and ended in late June before 24,089 fans on college baseball's biggest stage, the national championship game in Johnny Rosenblatt Stadium.

It had been 17 years since South Carolina had made it to the CWS and success came after two disappointments. South Carolina won regionals in 2000 and 2001 but 3-2 deciding game super regional losses to La.-Lafayette and Stanford denied a trip to Omaha.

A few of the highlights of 2002 included a school record 75 games, a record 57 victories, a Southeastern Conference championship, a third consecutive regional title, a super regional championship and a battle through the loser's bracket to the national championship game.

It might be said the Gamecocks did it the hard way. They trailed defending national champion Miami

in the deciding super regional game before rallying for five ninth inning runs to win 6-4.

After being shut out 11-0 by Georgia Tech in the opening game of the World Series, the Gamecocks defeated home state favorite Nebraska, Georgia Tech in a rematch and Palmetto State rival Clemson twice to advance to center stage against Texas.

Along the way the Gamecocks broke or tied more than 50 team and individual records.

The Southeastern Conference championship was the second in three years for Carolina, which won nine of 10 conference series in compiling a 21-8 SEC record. The only series loss was to Arkansas and Carolina avenged that by defeating the Razorbacks twice in the Southeastern Conference tournament.

The season produced three All-America players, the SEC Player of the Year, four all-conference selections, three SEC all-tournament choices, five members of the all-regional team and the Scholar Athlete of the Year in the Southeastern Conference.

Senior Blake Taylor, who led the nation with 21 saves, first baseman Yaron Peters, who hit 29 home runs and drove in 95, were first team All-America and short-stop Drew Meyer made second team.

Peters batted .377 and was SEC Player of the Year. Peters, Taylor, Meyer and designated hitter Trey Dyson were named to the All-SEC team. Dyson won the H. Boyd McWhorter Award as the top male student-athlete in the SEC with a 3.74 grade point average in Business Administration.

The only pitcher with double digit wins was left-hander Gary Bell (10-3). Left-hander David Marchbanks was 9-4 and three others won seven games. Five regulars batted better than .300 and the team hit 122 home runs and 178 doubles.

In the regional, Carolina defeated Virginia Commonwealth and North Carolina twice with one loss to the Tar Heels, to advance to the super regional against defending champion Miami. Carolina won the first game 10-7, led by third baseman Brian Buscher's four hits that included his 14th home run. The Gamecocks lost the second game 5-2 to set up the dramatic ninth inning rally in the showdown game.

Miami was the home team and led 4-1 after eight innings but Peters doubled and Buscher singled to open the ninth. Pinch hitter Dyson doubled to score Peters with Buscher also scoring on the play off a Miami error and beating out a throw at home plate. Pinch hitter Garris Gonce doubled to tie the score with a bunt, wild pitch and passed ball scoring the final two runs. Carolina held off a Miami threat in the bottom of the ninth for a 6-4 victory.

A media poll nominated Carolina as most likely to be the first team eliminated in Omaha and it looked that way when sophomore Kyle Bakker shut the Gamecocks


out 11-0 on six hits while Georgia Tech pounded five Gamecock pitchers for 19 hits.

Carolina had to face home state favorite Nebraska in the first elimination game. The Gamecocks trailed 4-0 after three innings but scored five runs in the fourth. The game went into the ninth inning tied 8-8. Meyer walked and Peters hit his 29th home run. Carolina prevailed 10-8 but faced a rematch with Georgia Tech. Freshman Aaron Rawl gave up 14 hits but pitched a complete game in a 9-5 win. Justin Harris and Steve Thomas homered for the Gamecocks.

Clemson won three of four regular season games with Carolina and the Tigers were 2-0 in the World Series when the Palmetto State entries squared off. Carolina ripped four Clemson pitchers for 15 hits including two home runs by Dyson and one each by Thomas and Landon Powell. Carolina won 12-4. Freshman left-hander Matt Campbell was the winner with 5.1 innings of two-hit shutout relief.

The Gamecocks faced Clemson again and Steven Bondurant pitched a complete game to eliminate the Tigers 10-2. Carolina had 13 hits, three by Kevin Melillo and Powell drove in three runs.

Texas advanced undefeated through three games with Carolina playing five to reach the finals. Carolina managed 10 hits but the pitching staff couldn't contain the Longhorn bats in a 12-6 loss for the title.



Statistical Leaders

Batting Average	Yaron Peters (.377)
Home Runs	Yaron Peters (29)
Wins	Gary Bell (10)
Earned Run Average	Matt Campbell (2.43)

2002 Roster

3	Matt Campbell	LHP
4	Jon Coutlangus	OF
5	Justin Harris	INF/OF
7	Drew Meyer	SS
8	Tim Seaton	RHP/OF
10	Landon Powell	C
11	Matt Riddle	OF
12	Cliff Donald	RHP
13	Steven Bondurant	LHP
14	Aaron Rawl	RHP
15	Steve Thomas	OF
16	Gary Bell	LHP
17	Trey Dyson	1B
18	Brian Buscher	INF
20	John Wesley	RHP
22	Garris Gonce	OF
25	Chris Spigner	RHP
26	Jared Greenwood	C
27	Kevin Melillo	INF
28	Chris Hernandez	RHP
30	Rico Bravo	RHP
32	Yaron Peters	1B
33	Rocky Evans	RHP
34	Steven Whetstone	RHP
36	David Marchbanks	LHP
39	Jason Ross	OF
42	Blake Taylor	RHP
44	Adam Tolman	3B
45	Demetric Smith	1B
46	Matt Wilson	RHP
47	Kyle Pope	OF
50	Tony Adler	RHP

Head Coach: Ray Tanner
 Asst. Coach: Jim Toman
 Asst. Coach: Jerry Meyers
 Asst. Coach: Stuart Lake
 Student Asst. Coach: Fox Beyer



The 2003 Gamecocks got off to a slow start in the Southeastern Conference race but swept their final nine conference games to win the Eastern Division for the fourth time in five years. Carolina advanced to the College World Series with five straight NCAA regional and super regional victories.

South Carolina advanced to the World Series for the second consecutive year and seventh time dating back to 1975. Prospects appeared dim after a 1-5 start in conference play but Carolina rallied to a 7-8 mark halfway through the conference season and went 12-3 the second half for a final SEC record of 19-11.

Carolina received its 19th bid to the NCAA Tournament but the Gamecocks didn't land a regional host site. Instead, the Gamecocks were shipped to Atlanta as the second seed to host Georgia Tech. Others in the four-team regional field were East Carolina and Stetson. Carolina had won eight of nine regionals played at Sarge Frye Field but in nine tries had never won a regional played away from home.

Atlanta in 2003 was destined to be a first. It began with a 4-0 shutout of East Carolina behind a five-hit complete game by right-hander Chris Hernandez. Stetson upset tournament favorite Georgia Tech.

A second consecutive complete game, this one by All-America left-hander David Marchbanks, produced a

7-2 win over Stetson. With one win left to clinch, left-hander Steven Bondurant pitched seven strong innings and Aaron Rawl contributed two hitless innings in a 9-3 win that sent Carolina to the super regional. Since number one seed Georgia Tech was eliminated in two games, South Carolina was awarded the host site for the super regional.

The North Carolina Tar Heels were the opponent in a rematch from 2002 when South Carolina went to Omaha by winning two of three over North Carolina. This time it was a Gamecock sweep, dispatching the Tar Heels 5-4 and 14-4.

The road to Omaha was paved by a host of heroes. Catcher Landon Powell homered four times in the regional and super regional with 10 runs batted in. He had 11 hits in 20 at bats. Third baseman Brian Buscher homered twice and drove in seven runs. Shortstop Justin Harris had 11 hits. Freshman right fielder Steven Tolleson batted .400, first baseman Bryan Triplett .391, second baseman Kevin Melillo .368, freshman left fielder Michael Campbell .333 and designated hitter Nick Gardiner .308 during the surge.

The Gamecocks managed one win in Omaha. After only two hits and being shut out by Stanford 8-0, Carolina remained alive by outscoring fellow Southeastern Conference member LSU 11-10 in an elimination game. The dream of a national championship ended with a second loss to Stanford, 13-6, who advanced to the finals but lost the title to Rice.

In the win over LSU, Carolina stormed ahead 6-0 before falling behind to the Tigers in the middle innings by scoring three times in the bottom of the eighth inning to eliminate the Bayou Bengals. LSU bunched all of its runs in the second, third, fourth and fifth innings before sophomore left-hander Matt Campbell silenced the Tiger bats. He allowed two hits in 5.1 innings. It was Campbell's second College World Series win. He had defeated Clemson in Omaha as a freshman.

A single by Buscher and an error scored two runs to tie the score in the eighth inning before Powell drove in the go ahead run with a double. Harris and Melillo had solo home runs.

Stanford's 17-hit attack in the second meeting sent the Gamecocks home. Buscher, Triplett and Tolleson homered in a losing cause.

Buscher won the Southeastern Conference batting title with a .393 average and was third team All-America. Marchbanks, with a 15-3 record and a 2.73 earned run average in 135.1 innings, was Southeastern Conference Pitcher of the Year and a first team All-America.


Marchbanks became the first South Carolina pitcher in 29 years to win two games in the same day when he defeated Mississippi State with three relief innings of a rain suspended game from the previous day and then worked 7.2 innings to down the Bulldogs 2-1. Matt Campbell was named SEC Pitcher of the Week

three times and was selected to the USA Baseball National team coached by Ray Tanner.

Harris had a 17-game hitting streak. Buscher began the season with a 14-game streak and had another streak of 13 games. The team batting average was .306 and the .973 fielding average was just two percentage points below the school record of .975.

Melillo set a second base record when he had nine assists in an 8-5 win over LSU at Baton Rouge.

2003 also marked the year of the "Dirty Dozen," as first coined by local Columbia writer Ron Morris. With the season in the balance, 12 returning players from the previous season brought the entire team together for a team "bonfire". Surrounding a metal barrel at Sarge Frye Field, the Gamecocks started a fire with each player tossing a personal item of theirs, sacrificing for a showing of a team unity. The Dirty Dozen (Steven Bondurant, Rico Bravo, Brian Buscher, Jon Coutlangus, Justin Harris, Chris Hernandez, David Marchbanks, Kevin Melillo, Landon Powell, Matt Riddle, Tim Seaton and Demetric Smith.



2003 Roster

2	Tim Seaton	OF/RHP
3	Matt Campbell	LHP
4	Jon Coutlangus	OF
5	Justin Harris	INF
6	Stephen Broome	RHP
7	Michael Campbell	OF
8	Steven Tolleson	INF
9	Bryan Triplett	INF
10	Landon Powell	C
11	Matt Riddle	OF
12	Cliff Donald	RHP
13	Steven Bondurant	LHP
14	Aaron Rawl	RHP
15	Forrest Beverly	LHP
16	Sadry Cafe'	OF
18	Brian Buscher	INF
22	Zach Reeves	LHP
23	John Gregory	LHP
24	Trey McDaniel	1B
25	Hank Parks	1B
27	Kevin Melillo	INF
28	Chris Hernandez	RHP
29	Davy Gregg	OF
30	Rico Bravo	RHP
34	Conor Lalor	RHP
36	David Marchbanks	LHP
38	Nick Gardiner	OF
42	Wade Jordan	RHP
45	Demetric Smith	1B
48	Mark Stanley	OF

Head Coach: Ray Tanner
 Asst. Coach: Jim Toman
 Asst. Coach: Jerry Meyers
 Asst. Coach: Monte Lee

Statistical Leaders

Batting Average	Brian Buscher (.393)
Home Runs	Brian Buscher (15)
Wins	David Marchbanks (15)
Earned Run Average	David Marchbanks (2.73)



South Carolina opened the 2004 season with an 18-game win streak, struggled in the first half of the Southeastern Conference schedule, rallied to sweep its first SEC Tournament championship, the NCAA regional and super regional and earned a third consecutive trip to the College World Series.

The Gamecocks took a 10-game win streak to Omaha but for the third year in a row had to battle after a first-game loss. After being shut out 2-0 by eventual national champion Cal State Fullerton, the Gamecocks pounded fellow SEC member LSU 15-4 and Miami (Fla.) 15-11 and defeated Cal State Fullerton 5-3, the only team to claim a win over Fullerton in the 2004 World Series.

Fullerton won the third and rubber game meeting 4-0 to end the Gamecock season with a 53-17 final record and third place in the CWS.

The 18-game streak was the second longest in school history. While Carolina had won the SEC championship in 2000 and 2002, the Gamecocks had never won the conference tournament. A 7-6 10-inning win

over Ole Miss, a 5-1 decision over Tennessee, a 3-2 victory vs. Arkansas and a 3-2 win over Vanderbilt resulted in a tournament sweep.

Ole Miss scored six runs in the eighth inning and Carolina trailed 6-2 when the Rebels brought ace left-hander Stephen Head in from the bullpen. During the regular season, Head pitched a six-hit complete game 6-1 win over the Gamecocks.

Kevin Melillo started the ninth with a hit but Steve Pearce struck out. Michael Campbell walked but Head then struck out Steven Reinhold. Pinch hitter Hank Parks drove in a run with a single. Then came the dramatics for Carolina as Steven Tolleson hit a three-run homer off the left field foul pole to send the game into extra innings. Carolina won it in the 10th inning when Brendan Winn and Melillo singled and Pearce drove in Winn with a double.

Singles by Melillo, Pearce, Michael Campbell and Davy Gregg erased a 2-1 Vanderbilt lead and Carolina won 3-2 behind right-hander Zac McCamie to win its first SEC tournament title.

The Gamecocks came home to host the regional with North Carolina, Coastal Carolina and The Citadel also in the field. It was North Carolina's third consecutive post-season trip to Sarge Frye Field.

Carolina used home runs by Steve Pearce, Ryan Mahoney and Mark Stanley, each of which had three RBI, to down The Citadel 12-4. Stanley was in the game because center fielder Davy Gregg had been hit in the head by a pitch and Stanley wound up on the all-tournament team.

Carolina downed North Carolina 5-2 then and would face the Tar Heels again after they eliminated The Citadel. Melillo homered and Steve Pearce had three hits and two RBI as South Carolina moved on to the super regional with a 7-6 win.

Carolina advanced to the super regional for the fifth consecutive year and hosted the final stop before Omaha. East Carolina brought a gaudy 51-11 record to Columbia. Both games in the super regional ere close but South Carolina prevailed and qualified for the World Series for the third consecutive year.

Matt Campbell and Jason Fletcher shut the Pirates out until the eighth inning when Fletcher allowed two runs. USC brought Chad Blackwell in to close the game out as he earned his 18th save. Carolina won 4-2 by bunching single runs in the fourth and fifth innings and two runs in the sixth. Michael Campbell was the only Gamecock with two hits and Pearce hit a solo home run.

McCamie improved his record to 7-0 with a relief win in the second game won by the Gamecocks 5-3. Blackwell earned his 19th save and the key hit was an eighth inning double by Tolleson.

The lineup in the World Series almost looked like the Southeastern Conference tournament revisited. Four of the eight teams came from the nation's premier


college baseball conference. LSU joined Carolina in its bracket along with Miami (Fla.) and Cal State Fullerton. Georgia and Arkansas were in the other bracket with Arizona and Texas.

Carolina only managed three hits in a 2-0 shutout loss to Cal State Fullerton but came back to eliminate LSU for the second year in a row. A six-run sixth inning featured a 19-hit Gamecock attack. LSU had 16 hits. The only extra base hit among the 35 by both teams was a ninth inning double by Tolleson. Melillo and Pearce had four singles apiece.

Carolina came out swinging against Miami and led 12-0 after four innings but had to fend off a fierce Hurricane rally to win 15-11. Billy Buckner scattered seven hits over seven innings and led 15-4 to improve his record 7-2. Everyone in the Gamecock batting order had at least one hit.

In the 5-3 win over Fullerton, USC had 12 hits, three by Triplett, who homered and drove in three runs. Fletcher pitched six innings to finish his season with a 6-1 record. Blackwell pitched three perfect innings to earn his 20th save.

Fullerton shut the Gamecocks out for the second time to advance at the series. Carolina managed eight hits, three by Pearce, but couldn't get on the scoreboard.



Statistical Leaders

Batting Average	Steve Pearce (.346)
Home Runs	Steve Pearce (21)
Wins	Aaron Rawl (13)
Earned Run Average	Chad Blackwell (2.57)



2004 Roster

2	Heath Rollins	RHP
3	Matt Campbell	LHP
4	Steve Pearce	INF
5	Brendan Winn	OF
6	Mark Stanley	OF
7	Michael Campbell	OF
8	Steven Tolleson	INF
9	Bryan Triplett	INF
10	Landon Powell	C
11	Steven Reinhold	OF
12	Cliff Donald	RHP
13	John Gregory	LHP
14	Aaron Rawl	RHP
16	Tommy King	INF
18	Jason Fletcher	RHP
19	Zac McCamie	RHP
23	Billy Buckner	RHP
25	Hank Parks	1B
26	Chad Blackwell	RHP
27	Kevin Melillo	INF
28	Nick Gardiner	OF
29	Davy Gregg	OF
30	David Cash	INF
38	Arik Hempy	LHP
40	Ryan Mahoney	C
41	Harris Honeycutt	RHP
47	John Adams	OF
48	D.J. Smith	C

Head Coach: Ray Tanner
 Asst. Coach: Jim Toman
 Asst. Coach: Jerry Meyers
 Asst. Coach: Monte Lee

For the third consecutive year, South Carolina played for the national title. The 2012 baseball squad won the SEC Eastern Division Championship, swept NCAA Regional and NCAA Super Regional competition to punch a ticket to Omaha and fought back through three elimination games to battle for the NCAA Division I Baseball Championship.

South Carolina began the postseason hosting a NCAA Regional at Carolina Stadium. South Carolina entered as the top seed and as the No. 8 national seed in the country. Also competing in the Columbia Regional was Clemson, Coastal Carolina and Manhattan. The Gamecocks won all three games to win the Regional.

The Gamecocks' opening game was a 7-0 victory over Manhattan. Junior right-hander Colby Holmes pitched eight scoreless innings to pick up the win. Holmes surrendered only a single in the eighth inning and fanned a career-high nine batters in eight innings of work. The Gamecocks broke a scoreless tie in the bottom of the sixth with a four-run outburst. Joey Pankake ripped a leadoff double to the gap in left-center. After Evan Marzilli singled and Christian Walker drew a walk to load the bases with no outs, Adam Matthews roped a single to left to drive in Pankake and Marzilli to give South Carolina a 2-0 advantage. Tanner English then smashed his team-high fourth triple of the season to right field to clear the bases and push the Gamecocks' lead to 4-0. South Carolina would add three more runs in the eighth inning.

A familiar foe would be in the opposing dugout for game two as the Gamecocks met up with in-state rival Clemson. A seesaw affair would see Carolina end up as the victor as LB Dantzler blasted a walk-off RBI single off the right field wall in the bottom of the 12th inning, scoring Joey Pankake for a 5-4 win over the Tigers.

Trailing 4-2, the Gamecocks pulled to within a run in the home half of the eighth. Marzilli ripped a single to right field to lead things off. Walker then doubled down the left-field line, scoring Marzilli from first to make it a 4-3 ballgame. Carolina rallied in the ninth to tie the game. Kyle Martin delivered a pinch-hit single to lead off the frame. After Chase Vergason drew a walk and Dante Rosenberg laid down a sacrifice bunt to move the runners over, Pankake lined a single to center, scoring pinch runner TJ Costen to tie the game.

Pankake again came through with a leadoff single to begin the 12th. Marzilli then moved Pankake to third with a single to left center, setting the stage for Dantzler. Dantzler smashed a 2-2 offering from Kevin Brady to right to drive in Pankake for the victory.

The Gamecocks jumped on Clemson early on in the championship game en route to claiming the Columbia Regional title with a 4-3 victory.

For the second consecutive season and for the sixth time in school history, South Carolina hosted a NCAA Super Regional. A 5-0 victory vs. Oklahoma in game one followed by a 5-1 victory in a two-day span helped the Gamecocks punch their ticket to Omaha and the College World Series for a third straight year and for the 11th time in school history.

In game one, senior left-hander Michael Roth worked 7.2 scoreless innings on the way to the 5-0 win over the Sooners. Roth didn't disappoint in his final start at Carolina Stadium as he allowed only six hits and had three strikeouts. The Gamecocks struck first with a three-run outburst in the bottom of the second inning. Adam Matthews drew a walk to lead off the inning, advanced to third on a single by Erik Payne and scored on a double to right center by LB Dantzler. Payne then plated on a wild pitch and Dantzler made it 3-0 by scoring on a sacrifice fly to center field from Vergason. Carolina padded its lead with a pair of runs in the seventh.

In game two, the Gamecocks combined for five runs in the seventh and eighth innings en route to the 5-1 victory. In a game that took two days to complete because of heavy rain in the area, the Gamecocks' bats came alive on Monday as they scored all five runs and tallied five of their eight hits. The Gamecocks were the first to score as they manufactured a pair of runs in the seventh. Connor Bright delivered a leadoff double to right field. Tanner English then laid down a sacrifice bunt, but the throw by Oklahoma's first baseman sailed into the stands in left field, allowing pinch runner TJ Costen to score and English to advance to second. After moving to third on a sacrifice bunt by Chase Vergason, English raced home on a wild pitch by to give Carolina a 2-0 lead. After Oklahoma trimmed the lead to one run in the bottom of the seventh, South Carolina took control of the game in the eighth with a three-run inning. After Matthews and Dantzler came through with back-to-back one-out singles, English perfectly placed a bunt single past the pitcher's mound to score Matthews. Vergason then ripped a double to the gap in left center, clearing the bases to give the Gamecocks a 5-1 advantage.

A rematch of the 2011 CWS National Championship Series would be the feature game of the first two days at the College World Series. Defending national champion South Carolina against the top seed Florida Gators.

Erik Payne's three-run triple highlighted a five-run fifth inning, as Carolina defeated Florida 7-3, in the first round of the College World Series, held at TD Ameritrade Park in Omaha, Nebraska Saturday night. The Gamecocks extended their NCAA record winning streak in the postseason to 22 straight games, including 12 in a row at the College World Series, in front of an announced attendance of 25,291.

Gamecock starter Michael Roth (8-1) worked 6.1 innings, allowing seven hits and three runs, all earned, with three walks and three strikeouts. He threw 98 pitches, 54 for strikes. Roth became the fourth pitcher to win a game in three different College World Series. Southpaw reliever Tyler Webb relieved Roth and escaped a bases loaded, one-out jam in the bottom of the seventh inning by retiring Tucker on a short fly to left then getting Johnson to line out to right. Carolina closer Matt Price worked the final two frames, retiring six of the eight batters he faced, including three by strikeout. He was helped by Marzilli's spectacular diving catch on a sinking liner by Pigott leading off the bottom of the eighth. Price logged his 42nd career save.

Trailing 2-0, Evan Marzilli led off the decisive fifth with a double to the right-centerfield gap, his second two-bagger of the game. Christian Walker followed with his second hit of the night, a single to left, putting runners at the corners. Adam Matthews walked to load the


2012 Roster

3	Tanner English	OF
4	Connor Bright	INF
5	Patrick Harrington	OF/C
6	Joel Seddon	RHP
8	TJ Costen	INF
9	Joey Pankake	INF
10	Drake Thomason	RHP
11	Sean Sullivan	OF
13	Christian Walker	1B
14	Evan Beal	RHP
15	Nolan Belcher	LHP
16	Chase Vergason	INF
17	Seth Constable	OF
18	Dante Rosenberg	C
19	Tanner Lovick	INF
20	LB Dantzler	INF
21	Grayson Greiner	C
22	Matt Price	RHP
23	Vince Fiori	LHP
24	Brison Celek	1B
25	Adam Westmoreland	LHP
26	Adam Matthews	OF
27	Forrest Koumas	RHP
29	Michael Roth	LHP
30	Erik Payne	INF
31	Evan Marzilli	OF
33	Kyle Martin	1B
34	Jordan Montgomery	LHP
35	Logan Munson	LHP
36	Hunter Privette	RHP
38	Tyler Webb	LHP
39	Patrick Sullivan	RHP
44	Colby Holmes	RHP

Head Coach: Ray Tanner
 Associate Head Coach: Chad Holbrook
 Assistant Head Coach: Jerry Meyers
 Assistant Coach: Sammy Esposito
 Student Assistant Coach: Drew Meyer

Statistical Leaders

Batting Average	Christian Walker (.321)
Home Runs	Christian Walker (11)
Wins	Michael Roth (9)
Earned Run Average	Tyler Webb (1.56)



bases with no outs, setting the stage for Payne's bases-clearing triple to the right-centerfield wall. LB Dantzler followed with an RBI double to deep center, ending Gator starter Brian Johnson's night on the mound. Tanner English bunted Dantzler to third and Vergason capped the uprising with an RBI single to center. Johnson (8-5) worked four-plus innings, allowing eight hits and five runs, all earned, with three walks and five strikeouts.

With a 5-3 lead, he Gamecocks added a pair of insurance runs in the top of the ninth, aided by some wildness from the Gator pitching staff and less than stellar fielding. Walker led off with walk, moved to second on Matthews' sacrifice bunt, advanced to third on a wild pitch from Keenan Kish and scored on a wild pitch from Steven Rodriguez. Both Kish's and Rodriguez's wild pitches came with Payne at the plate. With two outs, Dantzler reached base safely when Rodriguez was unable to cleanly handle a slow roller. He moved to second on English's second single of the night and scored when Ramjit threw wildly to the pitcher covering first on Vergason's sharp grounder.

After a 2-1 loss to Arkansas snapped the Gamecocks' 22-game postseason winning streak dating back to 2010, it would be Michael Roth who would put the Gamecocks back in the win column.

Michael Roth is known for many special games in Omaha. One more time, he would deliver for the Gamecocks. After a rain delay pushed back the Gamecocks' contest with Kent State, both teams would be forced to come back the next afternoon with the winner having to play in the evening as part of a day-night tripleheader at T.D. Ameritrade Park.

In an elimination contest, South Carolina defeated Kent State 4-1 to advance on to the night's contest against the Razorbacks.

The Gamecocks rode the stellar pitching of Michael Roth. He went the distance, allowing two hits and one run with no walks and eight strikeouts while throwing 106 pitches. He retired the final 22 batters he faced in order.

Trailing 1-0 in the bottom of the 2nd inning the Gamecocks came right back with a pair of runs in the bottom of the inning. With one out, Adam Matthews and Kyle Martin stroked back-to-back singles. After Tanner English struck out, Grayson Greiner singled off the glove of Polen behind the third base bag. When the ball rolled away into foul territory, Matthews was able to beat the throw to the plate to tie the score at one. Chase Vergason followed with a single to right, plating Martin with the Gamecocks' second run.

Carolina increased its lead in the bottom of the third inning. After Christian Walker belted a two-out double into the right-centerfield alley, LB Dantzler crushed a two-run homer over the right field bullpen, his 10th round tripper of the season, giving the Gamecocks a 4-1 advantage.

The Gamecocks finished the game with seven hits and left seven runners on base. Kent State starter Tyler Skulina (11-3) was tagged with the loss after allowing four runs on six hits with four walks and nine strikeouts over 5.2 innings of work.

The Gamecocks survived their second elimination game of the day and kept their national title hopes alive with a 2-0 win over the Arkansas Razorbacks to force a third contest between the two schools.

For the second consecutive game, the Gamecocks rode the stellar pitching of a left-handed starter. In Thursday's first game. In the nightcap, it was freshman southpaw Jordan Montgomery who was just as impressive in front of an announced attendance of 23,593. Montgomery, a 6-3, 215-pounder from Sumter, S.C., surrendered just three singles and a walk while fanning six over 8.0 scoreless innings. He threw 89 pitches, 56 for strikes. Matt Price fanned two in working around a one-out walk in the ninth for the save.

For the first time in four games at the College World Series, the Gamecocks scored the game's first run. Erik Payne led off the Carolina second inning with a double down the leftfield line and Tanner English followed with another two-base hit to left, putting the Gamecocks on top 1-0. English moved to third on Grayson Greiner's groundout, and then scored on Chase Vergason's RBI single to center. Vergason, who finished the regular season with just five RBI, has collected eight in the postseason.

That was all the runs Montgomery (6-1) would need. He retired 12 consecutive batters during one stretch after allowing a first inning single to Joe Serrano. The streak ended with two out in the bottom of the fifth when Montgomery hit Bo Bigham with a pitch. Derrick Bleeker followed with a single to left, but English gunned down Bigham at third for the final out of the inning. Bigham was the only Razorback to reach second base in the contest. In both the sixth and eighth innings, Arkansas got the lead off man on base, but both times Carolina came up with a double play to quickly end the uprising.

With a berth for the championship series on the line, the Gamecocks rallied from an early two-run deficit to defeat Arkansas 3-2 at the College World Series in front of an announced crowd of 22,184 at TD Ameritrade Park to advance to play Arizona in the best-of-3 championship series.

After both teams went down in order in the second, Arkansas got on the board again in the third. Jake Wise was hit by a pitch to lead off the frame and Carver doubled off the glove of Marzilli in center, ending Holmes' night. Wise scored on a Reynolds' sacrifice fly, his second RBI of the night, to make it 2-0 in favor of the Razorbacks.

South Carolina reliever Tyler Webb was outstanding in relief for the Gamecocks. He worked 4.0 scoreless frames, allowing just two hits and two walks with three strikeouts. In two games against the Razorbacks in Omaha, Webb hurled 9.1 shutout innings, allowing just four hits with three walks and seven strikeouts.

Trailing 2-0, the Gamecocks finally got on the board in the bottom of the fifth. Tanner English singled to center to lead off the inning. After a stolen base and a one-out walk to Chase Vergason, Joey Pankake delivered an RBI single to center. Marzilli walked to load the bases and Walker followed with another walk, forcing in Vergason with the tying run and ending the night for Razorback starter DJ Baxendale. Dantzler popped out in foul territory and Matthews fanned to end the Carolina uprising.

Carolina tallied the game-winning run in the seventh. With one out, Pankake and Marzilli coaxed walks. Walker popped out, but LB Dantzler kept the inning alive with a single off the pitcher's glove. Matthews, batting for the third time in the game with the bases loaded, walked on a 3-2 pitch to force in Pankake with go-ahead run. With Michael Roth pinch-hitting, Marzilli tried to score when the ball got away from the catcher, but was tagged out at the plate to keep the Razorbacks within one.

Matt Price (5-4) worked the final three frames for Carolina to earn the win. He allowed just one hit with no runs while fanning five. It was his fifth career CWS win, the most in history.

Arizona and South Carolina had never met on the baseball diamond until the 2012 National Championship Series. Arizona topped the Gamecocks, 5-1 in the first game of the series.

Arizona broke out in front with a pair of runs in the bottom of the first inning off Carolina starter Forrester Koumas. Johnny Field stroked a one-out single to left and scored on Robert Refsnyder's two-run homer into the right field bullpen, his eighth round tripper of the season. The Wildcats added to their lead in the third, scoring on an unearned run. Trent Gilbert reached on

an error by Joey Pankake at short, moved to second on a single by Joey Rickard and scored on a single by Alex Mejia to make it 3-0 in favor of the Cats. Evan Beal replaced Koumas on the mound and forced Seth Mejias-Brean into an inning-ending double play with the bases loaded, preventing any further damage in the frame.

With Arizona ahead 4-0, Carolina finally got on the board in the sixth when Greiner led off with a double into the left-centerfield alley and scored on Evan Marzilli's two-out RBI single to center. The Gamecocks had an opportunity to inch a little closer in the seventh when Adam Matthews and Kyle Martin opened the frame with back-to-back singles, but Matthews was gunned down trying to advance to third on Martin's hit to right to stymie the rally.

Arizona added an insurance run in the bottom of the seventh. Refsnyder reached base safely for the fourth time in the game with a one-out single, moved to second on a ground out and scored on Bobby Brown's RBI single to right.

In game two, Arizona scored three times in the top of the ninth inning to defeat South Carolina 4-1 in game two of the best-of-3 College World Series Championship Series at TD Ameritrade Park in Omaha. The hard-fought win in front of an announced attendance of 23,872 gave Arizona a sweep of the championship series and ended South Carolina's hopes of a third-straight title.

Robert Refsnyder started the ninth inning rally for the Wildcats by chopping a leadoff single to left off Carolina reliever Matt Price. After a sacrifice bunt and an intentional walk, Brandon Dixon doubled down the left field line, putting Arizona on top 2-1. Trent Gilbert capped the uprising with a key two-out, two-run single off Tyler Webb for a 4-1 Wildcat advantage.

The Gamecocks did not go down without a fight in the ninth. Christian Walker singled and LB Dantzler walked to start the frame. After Adam Matthews struck out, Kyle Martin walked to load the bases. Tanner English lined to second for the second out and Grayson Greiner flied to right to end the contest.

For the second straight night, Arizona struck first. Joseph Maggi led off the third inning with a double past the third base bag, snapping Michael Roth's string of consecutive batters retired at 28, dating back to Thursday's win over Kent State. Maggi was sacrificed to third and scored on Gilbert's ground out, putting the Wildcats on top 1-0.

Michael Roth, making his final pitching appearance as a Gamecock, allowed just three hits and one run with one intentional walk and three strikeouts in 6.2 innings of work. He threw 85 pitches, 59 for strikes. Arizona starter James Farris matched Roth out-for-out, keeping the Gamecocks off balance and off the scoreboard for most of the night.

The Gamecocks (49-20) finally came up with the game-tying run in the bottom of the seventh. Walker led off the inning with a walk, his second of the game and record-tying eighth in this CWS. After Dantzler popped out, Matthews executed a perfect hit-and-run single to right, advancing Walker to third. Martin's groundout plated Walker to even the score at 1-1. Carolina also had a chance to tally in the bottom of the eighth. Greiner was hit by a pitch to lead off the inning but was thrown out at second on Chase Vergason's bunt attempt. Vergason swiped second and continued on to third when the throw sailed into centerfield as Evan Marzilli fanned for the second out, the final batter Farris would face. Joey Pankake was called out on strikes to end the threat. Roth ended his stellar career with three CWS records including career starts (8), career innings pitched (60.1) and career hit batsmen (7). Matt Price tied the record for career appearances in the CWS with 13. Christian Walker tied a single season CWS record with eight walks and tied career marks with 73 at-bats and 28 hits.

1909 (11-6, Runs 77, Opp. 39)

Coach: R.C. (Dick) Reed

Date	Opponent	Score	WLT	Site
3/6	Mechanics	13-1	W	Columbia
3/13	Mechanics	3-0	W	Columbia
3/17	Mechanics	12-1	W	Columbia
3/20	Cola. (SAL)	1-3	*	Columbia
3/24	Alumni	2-3	L	Columbia
3/27	Cola. (SAL)	2-8	*	Columbia
4/5	Davidson	2-3	L	Columbia
4/6	Davidson	1-2	L	Columbia
4/13	Davidson	2-1	W	Chester
4/14	Bingham	0-1	L	Salisbury
4/15	Virginia	1-6	L	Charlottesville
4/16	Virginia	6-5	W	Charlottesville
4/17	Wood. Forest	6-3	W	Orange, Va.
4/21	Charleston	7-6	W	Columbia
4/23	Wofford	6-0	W	Columbia
4/28	Bingham	7-1	W	Columbia
4/28	Bingham	4-2	W	Columbia
5/7	Clemson	3-0	W	Columbia
5/8	Clemson	2-4	L	Columbia

* - Exhibition

1910 (11-5, Runs 90, Opp. 52)

Coach: Bill Breitenstein

Date	Opponent	Score	WLT	Site
3/12	Mechanics	7-0	W	Columbia
3/15	Mechanics	6-7	L	Columbia
3/19	Mechanics	7-3	W	Columbia
3/22	Cola. (SAL)	0-13	*	Columbia
3/26	Cola. (SAL)	2-3	*	Columbia
3/28	Alumni	10-2	W	Columbia
4/1	N.C. A&M	4-8	L	Columbia
4/4	Davidson	2-6	L	Columbia
4/5	Davidson	10-5	W	Columbia
4/7	Charleston	8-4	W	Columbia
4/9	The Citadel	3-1	W	Charleston
4/14	Guilford	4-1	W	Greensboro
4/15	Va. Tech	4-1	W	Blacksburg
4/16	Wash. & Lee	3-2	W	Lexington
4/22	Wake Forest	14-6	W	Columbia
4/23	The Citadel	5-1	W	Columbia
4/27	Georgia	3-4	L	Columbia
4/28	Georgia	0-1	L	Columbia

* - Exhibition

1911 (11-6, Runs 93, Opp. 82)

Coach: P.L. Wright

Date	Opponent	Score	WLT	Site
3/8	Cola. (SAL)	2-14	*	Columbia
3/11	Cola. (SAL)	1-2	*	Columbia
3/14	Mechanics	7-1	W	Columbia
3/15	Alumni	9-5	W	Columbia
3/17	Cola. (SAL)	6-7	*	Columbia
3/18	Mechanics	3-2	W	Columbia
3/21	Cola. (SAL)	0-8	*	Columbia
3/22	Mechanics	5-2	W	Columbia
3/31	Charleston	12-0	W	Columbia
4/7	N.C.A.&M.	3-4	L	Columbia
4/10	Davidson	3-4	L	Columbia
4/13	Davidson	7-4	W	Columbia
4/18	Guilford	3-13	L	Guilford
4/20	N.C.A.&M.	6-5	W	Raleigh
4/21	Va. Christian	4-3	W	Lynchburg
4/22	Wash. & Lee	6-15	L	Lexington
4/24	Va. Mil. Inst.	0-4	L	Lexington
4/28	Davidson	6-4	W	Greenwood
4/28	Davidson	2-7	L	Greenwood
5/3	Wash. & Lee	5-4	W	Columbia
5/4	Wash. & Lee	12-5	W	Columbia

* - Exhibition

1912 (11-11, Runs 138, Opp. 101)

Coach: James G. Driver

Date	Opponent	Score	WLT	Site
3/20	Col. Amateurs	13-1	W	Columbia
3/21	Alumni	25-3	W	Columbia
3/25	Lafayette	11-6	W	Columbia
3/26	Lafayette	3-5	L	Columbia
3/28	Boston (NL)	2-13	*	Columbia
3/30	Cola. (SAL)	3-10	*	Columbia
4/1	Cola. (SAL)	5-10	*	Columbia
4/3	Penn State	11-7	W	Columbia
4/4	Penn State	7-8	L	Columbia
4/10	Wake Forest	1-3	L	Wake Forest
4/11	N.C. A&M	2-10 (6)	L	Raleigh
4/12	Wash. & Lee	2-4	L	Lexington
4/13	Va. Mil. Inst.	1-5	L	Lexington
4/15	Va. Tech	3-4	L	Blacksburg
4/16	Va. Tech	1-11	L	Blacksburg
4/17	Wm. & Mary	5-1	W	Williamsburg
4/19	Wood. Forest	21-1	W	Orange, Va.
4/20	Virginia	2-10	L	Charlottesville
4/22	Davidson	2-1	W	Columbia
4/23	Davidson	7-2	W	Columbia
4/29	Wake Forest	5-3	W	Columbia
5/3	Wake Forest	4-6	L	Rock Hill
5/6	Tennessee	3-1	W	Columbia
5/7	Tennessee	5-3	W	Columbia
5/8	Tennessee	4-6	L	Columbia

* - Exhibition

1913 (11-8-1, Runs 119, Opp. 64)

Coach: James G. Driver

Date	Opponent	Score	WLT	Site
3/8	Col. Amateurs	13-8	W	Columbia
3/17	Col. Amateurs	12-5	W	Columbia
3/20	Lafayette	2-4	L	Columbia
3/21	Lafayette	4-5	L	Columbia
3/22	Lafayette	0-1	L	Columbia
3/25	Davidson	10-3	W	Columbia
3/26	Davidson	3-5	L	Columbia
3/31	Oak Ridge	7-0	W	Columbia
4/1	Oak Ridge	9-3	W	Columbia
4/3	Cobb's Stars	3-0	W	Columbia
4/9	Alumni	3-2	W	Columbia
4/10	Chas. (SAL)	4-3 (11)	*	Columbia
4/12	Chas. (SAL)	0-1	*	Columbia
4/21	Wash. & Lee	4-5	L	Lexington
4/22	Catholic	0-3	L	Washington
4/23	Virginia	1-3	L	Charlottesville
4/24	Va. Christian	18-0	W	Lynchburg
4/25	N. Carolina	3-2	W	Chapel Hill
4/26	Davidson	0-0 (7)	T	Rock Hill
4/29	Wake Forest	9-3	W	Columbia
5/7	Wash. & Lee	9-1	W	Columbia
5/8	Wash. & Lee	9-11 (8)	L	Columbia

* - Exhibition

1914 (12-7-1, Runs 82, Opp. 78)

Coach: G.I. Guerrant

Date	Opponent	Score	WLT	Site
3/18	Cola. (SAL)	7-7	*	Columbia
3/19	Cola. (SAL)	1-9	*	Columbia
3/23	Lafayette	9-7	W	Columbia
3/24	Lafayette	5-9	L	Columbia
3/25	Lafayette	3-4	L	Columbia
3/26	Brooklyn (FL)	1-14	*	Columbia
3/27	Cola. (SAL)	1-5	*	Columbia
3/28	W. Va. Wes.	3-0	W	Columbia
3/30	W. Va. Wes.	3-2	W	Columbia
4/2	Guilford	4-6	L	Columbia
4/3	Guilford	1-0+	W	Columbia
4/4	Cola. (SAL)	1-5	*	Columbia
4/15	Davidson	1-0	W	Columbia
4/16	Davidson	4-0	W	Columbia
4/17	Oak Ridge	5-0	W	Columbia
4/18	Oak Ridge	4-1	W	Columbia
4/20	Wake Forest	6-2	W	Columbia
4/21	Wake Forest	7-6	W	Columbia
4/29	Wake Forest	5-0	W	Wake Forest
4/30	Roanoke	7-4 (10)	W	Salem, Va.
5/1	Va. Tech	6-9	L	Blacksburg
5/2	Va. Mil. Inst.	6-12	L	Lexington
5/4	N.C. A&M	0-3	L	Raleigh
5/6	Guilford	4-4 (12)	T	Guilford
5/7	Davidson	4-9	L	Davidson

* - Exhibition

+ - No hit game

1915 (6-11, Runs 80, Opp. 109)

Coach: Syd Smith

Date	Opponent	Score	WLT	Site
3/9	Columbia SP	4-6	L	Columbia
3/12	Columbia SP	6-5	W	Columbia
3/22	Lafayette	0-1	L	Columbia
3/23	Lafayette	4-5	L	Columbia
3/24	Lafayette	1-8	L	Columbia
3/25	Cola. (SAL)	2-13	*	Columbia
3/26	Cola. (SAL)	2-3	*	Columbia
3/27	W. Va. Wes.	6-4	W	Columbia
3/28	W. Va. Wes.	6-5 (5)	W	Columbia
4/15	Davidson	12-4	W	Columbia
4/16	Davidson	4-10	L	Columbia
4/19	Wake Forest	14-2	W	Columbia
4/20	Wake Forest	8-13	L	Columbia
4/22	Wake Forest	0-12	L	Wake Forest
4/23	N.C. A&M	1-2	L	Raleigh
4/24	Trinity	5-18	L	Durham
4/26	N. Carolina	0-6	L	Chapel Hill
4/27	Guilford	0-2	L	Guilford
4/28	St. Mary's	9-6	W	Belmont

* - Exhibition

1925 (4-9, Runs 65, Opp. 98)

Coach: Branch Bocock

Date	Opponent	Score	WLT	Site
3/25	Cola. (SAL)	4-15	*	Columbia
3/27	Cola. (SAL)	5-10	*	Columbia
4/1	Cola. (SAL)	5-17	*	Columbia
4/7	Presbyterian	13-3	W	Columbia
4/8	Furman	2-16	L	Columbia
4/14	Erskine	10-0	W	Columbia
4/16	Maryland	6-11	L	Columbia
4/17	Cola. (SAL)	2-4	*	Columbia
4/21	Newberry	3-4 (10)	L	Newberry
4/22	Presbyterian	10-8	W	Clinton
4/23	Wofford	4-9	L	Spartanburg
4/24	Clemson	2-6	L	Clemson
4/25	Furman	0-9	L	Greenville
4/28	Wofford	5-9	L	Columbia
4/30	Newberry	0-12	L	Columbia
5/2	Clemson	8-7	W	Columbia
5/6	Va. Tech	2-4 (7)	L	Columbia

* - Exhibition

1926 (6-4, Runs 53, Opp. 34)

Coach: Branch Bocock

Date	Opponent	Score	WLT	Site
4/3	Parris Island	3-0	W	Parris Island
4/5	Parris Island	6-5	W	Parris Island
4/10	N.C. State	12-1	W	Raleigh
4/13	N. Carolina	2-3	L	Chapel Hill
4/14	Duke	3-5	L	Durham
4/17	Clemson	3-0	W	Columbia
4/19	Furman	1-4	L	Columbia
4/20	Cola. (SAL)	3-16	*	Columbia
4/21	Erskine	13-5	W	Columbia
4/28	Furman	5-8	L	Chester
5/1	Wofford	5-3	W	Columbia

* - Exhibition

1927 (7-8, Runs 86, Opp. 91)

Coach: Branch Bocock

Date	Opponent	Score	WLT	Site
4/2	Cola. (SAL)	6-7	*	Columbia
4/4	Cola. (SAL)	1-8	*	Columbia
4/6	Presbyterian	4-8	L	Clinton
4/7	Clemson	3-4	L	Clemson
4/8	Wofford	7-3	W	Spartanburg
4/9	Furman	9-10 (10)	L	Greenville
4/12	Presbyterian	1-5	L	Columbia
4/13	Clemson	9-8 (11)	W	Columbia
4/16	Parris Island	1-6	L	Parris Island
4/18	Parris Island	2-9	L	Parris Island
4/19	The Citadel	1-5	L	Charleston
4/22	Auburn	2-11	L	Columbia
4/23	Auburn	8-4	W	Columbia
4/26	Furman	7-6	W	Columbia
4/27	Erskine	9-1	W	Columbia
5/4	Wofford	13-9	W	Columbia
5/7	The Citadel	10-2	W	Columbia

* - Exhibition

1928 (7-8-1, Runs 83, Opp. 80)

Coach: Billy Laval

Date	Opponent	Score	WLT	Site
3/31	Cola. (SAL)	0-12	*	Columbia
4/3	Presbyterian	8-2	W	Columbia
4/6	Aug. (SAL)	0-7	*	Columbia
4/9	Maryland	8-0	W	Columbia
4/12	Furman	4-18	L	Rock Hill
4/13	Clemson	0-6	L	Clemson
4/14	Presbyterian	8-5	W	Clinton
4/18	Clemson	3-3(11)	T	Columbia
4/19	Erskine	5-4(10)	W	Columbia
4/23	Georgia	0-10	L	Columbia
4/24	Georgia	3-5	L	Columbia
4/27	Furman	11-5	W	Florence
5/2	Wofford	13-0	W	Columbia
5/4	Auburn	3-6	L	Columbia
5/5	The Citadel	13-0	W	Columbia
5/11	Georgia Tech	0-4	L	Atlanta
5/12	Georgia Tech	2-3	L	Atlanta
5/14	Auburn	2-9	L	Auburn

* - Exhibition

1929 (8-4, Runs 100, Opp. 66)

Coach: Billy Laval

Date	Opponent	Score	WLT	Site
3/28	Baltimore (IL)	3-12	*	Augusta
3/29	Georgia	6-10	L	Athens
3/30	Georgia	3-8	L	Athens
4/1	Clemson	2-0 (11)	W	Clemson
4/6	Cola. (SAL)	3-14	*	Columbia
4/8	Presbyterian	14-3	W	Columbia
4/9	Cola. (SAL)	0-5	*	Columbia
4/13	Erskine	3-6	L	Columbia
4/18	The Citadel	10-9	W	Florence
4/22	Furman	7-3	W	Columbia
4/27	Wofford	11-10	W	Columbia
4/30	Furman	4-5 (10)	L	Greenville
5/2	Georgia Tech	17-3	W	Atlanta
5/4	The Citadel	15-3	W	Columbia
5/9	Clemson	8-6	W	Columbia

* - Exhibition

1930 (14-5, Runs 135, Opp. 67)

Coach: Billy Laval

Date	Opponent	Score	WLT	Site
3/28	Erskine	5-3	W	Columbia
3/29	Erskine	14-1	W	Columbia
4/4	Presbyterian	9-0	W	Columbia
4/5	Cola. (SAL)	1-4	*	Columbia
4/11	Georgia Tech	1-2	L	Columbia
4/12	Georgia Tech	5-4	W	Columbia
4/14	Wofford	11-3	W	Columbia
4/15	Cola. (SAL)	8-9 (10)	*	Columbia
4/16	Furman	0-11	L	Greenville
4/19	Clemson	1-4	L	Clemson
4/19	Clemson	9-2	W	Clemson
4/21	Wofford	6-2	W	Spartanburg
4/24	West Virginia	7-2	W	Columbia
4/25	West Virginia	7-6	W	Columbia
4/28	Clemson	18-2	W	Columbia
4/29	Clemson	5-3	W	Columbia
5/7	N. Carolina	1-3	L	Chapel Hill
5/8	Davidson	4-5	L	Davidson
5/10	Furman	7-4	W	Columbia
5/12	Citadel	11-6	W	Orangeburg
5/13	Citadel	14-4	W	Florence

* - Exhibition

1931 (15-3, Runs 184, Opp. 59)

Coach: Billy Laval

Date	Opponent	Score	WLT	Site
4/2	Georgia Tech	11-1	W	Atlanta
4/3	Georgia Tech	4-3	W	Atlanta
4/10	Erskine	13-1	W	Columbia
4/11	Erskine	18-6	W	Columbia
4/14	Presbyterian	12-1	W	Columbia
4/15	Presbyterian	10-1	W	Columbia
4/20	Newberry	6-3	W	Columbia
4/22	Citadel	17-1	W	Charleston
4/23	Citadel	20-7	W	Charleston
4/24	Florence PDS	5-9	L	Florence
4/25	Florence PDS	9-5	W	Florence
4/28	Davidson	13-3	W	Columbia
5/2	Clemson	10-1	W	Columbia
5/4	Newberry	9-2	W	Newberry
5/8	Citadel	11-1	W	Columbia
5/9	Citadel	7-8	L	Columbia
5/13	Clemson	4-5	L	Clemson
5/14	Clemson	5-1	W	Clemson

1932 (16-7, Runs 184, Opp. 95)

Coach: Billy Laval

Date	Opponent	Score	WLT	Site
3/19	State Hospital	4-0	W	Columbia
3/26	Georgia	1-4	L	Columbia
3/28	Georgia	7-3	W	Columbia
3/30	Erskine	8-2	W	Columbia
4/1	Erskine	5-4	W	Columbia
4/4	Presbyterian	21-2	W	Clinton
4/4	Presbyterian	5-4	W	Clinton
4/7	H. of David	6-18	*	Columbia
4/12	State Hospital	4-1	W	Columbia
4/15	Clemson	4-0	W	Columbia
4/16	Clemson	4-10	L	Columbia
4/18	Newberry	1-4	L	Columbia
4/19	Newberry	10-2	W	Columbia
4/23	Pacific Mills	14-4	W	Columbia
4/26	Clemson	9-13	L	Clemson
4/26	Clemson	5-2	W	Clemson
4/28	Erskine	3-4	L	Due West
4/29	Erskine	12-1	W	Due West
5/3	Presbyterian	22-1+	W	Columbia
5/4	Presbyterian	9-8 (14)	W	Columbia
5/9	Newberry	13-5	W	Newberry
5/10	Newberry	9-5	W	Newberry
5/12	Clemson	9-10	L	Clemson
5/13	Clemson	5-6	L	Clemson

* - Exhibition

+ - No Hit Game

1933 (17-3, Runs 179, Opp. 83)

Coach: Billy Laval

Date	Opponent	Score	WLT	Site
3/27	Graniteville	4-1	W	Columbia
3/30	Clemson	5-4	W	Columbia
3/31	Clemson	6-0	W	Columbia
4/3	Furman	13-3	W	Greenville
4/4	Furman	5-6 (11)	L	Greenville
4/6	Newberry	4-3	W	Columbia
4/7	Newberry	13-3	W	Columbia
4/10	Erskine	9-8	W	Due West
4/11	Erskine	11-4	W	Due West
4/13	Presbyterian	25-5	W	Columbia
4/14	Presbyterian	14-0	W	Columbia
4/17	Clemson	4-3	W	Clemson
4/20	Furman	6-3	W	Columbia
4/21	Furman	16-3	W	Columbia
4/24	Newberry	5-6	L	Newberry
4/25	Newberry	6-3	W	Newberry
4/26	Barnwell	4-19	L	Barnwell
4/27	Erskine	14-5	W	Columbia
4/28	Erskine	7-1	W	Columbia
5/1	Presbyterian	8-3	W	Clinton

1945 (8-4, Runs 84, Opp. 41)

Coach: **Johnnie McMillan**

Date	Opponent	Score	WLT	Site
4/20	Cola. Air Base	2-6	L	Columbia
4/27	Clemson	4-6	L	Clemson
5/4	Clemson	11-7	W	Columbia
5/5	Clemson	4-0	W	Columbia
5/8	Cola. Air Base	2-3	L	CAAB
5/11	Presbyterian	3-2	W	Columbia
5/18	Flor. Air Base	9-11 (10)	L	Columbia
5/19	Wofford	19-0 (7)	W	Spartanburg
5/25	Newberry	7-1	W	Newberry
5/26	Newberry	6-1	W	Newberry
5/30	Newberry	7-3	W	Columbia
6/1	Newberry	10-1	W	Columbia

1946 (10-13, Runs 131, Opp. 161)

Coach: **Vernon "Catfish" Smith**

Date	Opponent	Score	WLT	Site
3/22	Michigan St.	4-9	L	Columbia
3/23	Michigan St.	6-9	L	Columbia
3/29	Ft. Jackson	7-3	W	Ft. Jackson
4/2	Clemson	2-1	W	Columbia
4/5	Furman	8-3	W	Columbia
4/6	Furman	10-6	W	Columbia
4/8	Erskine	12-5	W	Columbia
4/9	Georgia	3-19	L	Athens
4/12	Duke	3-5	L	Columbia
4/13	Duke	2-16	L	Columbia
4/15	Ft. Jackson	5-2	W	Columbia
4/22	Presbyterian	14-7	W	Columbia
4/24	Wake Forest	3-7	L	Lumberton (N.C.)
4/26	Presbyterian	4-11	L	Clinton
4/30	G'boro Ordn.	4-0	W	Columbia
5/7	Georgia	8-12	L	Columbia
5/9	Duke	3-5	L	Durham
5/10	Duke	10-6	W	Durham
5/13	Newberry	3-7	L	Columbia
5/15	Newberry	2-6	L	Newberry
5/17	Erskine	10-1	W	Due West
5/18	Clemson	2-12	L	Clemson
5/19	Furman	6-9	L	Greenville

1947 (8-17, Runs 180, Opp. 190)

Coach: **Vernon "Catfish" Smith**

Date	Opponent	Score	WLT	Site
3/27	Duke	9-4	W	Columbia
3/28	Michigan St.	2-12	L	Columbia
3/29	Michigan St.	7-13	L	Columbia
4/1	Wash. Mil. D.	9-10	L	Columbia
4/4	Erskine	3-4	L	Columbia
4/5	Virginia	6-14	L	Columbia
4/11	Clemson	1-4	L	Columbia
4/12	Clemson	8-17	L	Columbia
4/15	Presbyterian	3-7	L	Clinton
4/16	Newberry	2-7	L	Newberry
4/19	The Citadel	24-4	W	Charleston
4/25	Furman	10-7	W	Greenville
4/26	Furman	5-6	L	Greenville
4/29	Presbyterian	4-6	L	Kingstree
5/1	Duke	5-11	L	Durham
5/2	Duke	4-6	L	Durham
5/5	Newberry	12-0	W	Columbia
5/7	Wofford	11-4	W	Spartanburg
5/9	Furman	15-2	W	Columbia
5/10	Furman	13-10	W	Columbia
5/12	Erskine	8-1	W	Columbia
5/14	Wofford	3-6	L	Columbia
5/16	The Citadel	5-8	L	Columbia
5/23	Clemson	3-17	L	Clemson
5/24	Clemson	8-10	L	Clemson

1948 (6-14, Runs 106, Opp. 139)

Coach: **Ted Petoskey**

Date	Opponent	Score	WLT	Site
3/22	Michigan St.	4-3	W	Columbia
3/26	Duke	6-9	L	Columbia
3/27	Duke	10-6	W	Columbia
4/3	Newberry	9-4	W	Columbia
4/8	N. Carolina	6-15	L	Columbia
4/9	Wake Forest	1-7	L	Bennettsville
4/10	Wake Forest	6-10	L	Bennettsville
4/16	Clemson	7-4	W	Clemson
4/17	Clemson	2-11	L	Clemson
4/23	Furman	11-7	W	Greenville
4/24	Furman	3-4	L	Greenville
4/27	Presbyterian	0-1	L	Clinton
4/30	Duke	3-6	L	Durham
5/1	Duke	7-8	L	Durham
5/3	Presbyterian	6-0+	W	Columbia
5/8	Newberry	7-14	L	Newberry
5/14	Furman	8-9	L	Columbia
5/15	Furman	3-8	L	Columbia
5/21	Clemson	2-7	L	Columbia
5/22	Clemson	5-6	L	Columbia

+ - No hit game

1949 (15-6, Runs 146, Opp. 107)

Coach: **Ted Petoskey**

Date	Opponent	Score	WLT	Site
3/15	Newberry	9-18	*	Newberry
3/29	Michigan St.	7-3	W	Columbia
3/29	Michigan St.	3-5 (7)	L	Columbia
4/1	Duke	7-6	W	Columbia
4/2	Duke	4-3	W	VA Hospital
4/6	Georgia	4-3	W	Athens
4/8	Davidson	10-8	W	Columbia
4/14	Duke	2-6	L	Durham
4/15	Duke	5-9	L	Durham
4/16	N. Carolina	8-10	L	Chapel Hill
4/23	Furman	12-11	W	Columbia
4/23	Furman	11-1 (7)	W	Columbia
4/25	Davidson	5-4	W	Davidson
4/29	The Citadel	13-5	W	Charleston
4/30	The Citadel	7-4	W	Charleston
5/2	The Citadel	7-6	W	VA Hospital
5/3	The Citadel	15-2	W	Columbia
5/6	Clemson	5-6 (11)	L	Clemson
5/13	Furman	1-4	L	Greenville
5/14	Furman	9-3	W	Greenville
5/20	Clemson	4-2	W	Columbia
5/21	Clemson	7-6	W	Columbia

* - Exhibition

1950 (16-9-1, Runs 198, Opp. 135)

Coach: **Ted Petoskey**

Date	Opponent	Score	WLT	Site
3/27	Michigan St.	3-6	L	Columbia
3/28	Michigan St.	6-5	W	Columbia
3/31	Duke	4-7	L	Columbia
4/1	Duke	5-5 (10)	T	Columbia
4/5	Georgia	3-8	L	Athens
4/6	Mercer	12-6	W	Macon
4/8	J'ville NAS	5-4	W	Jacksonville
4/10	J'ville NAS	7-1	W	Jacksonville
4/11	J'ville NAS	8-2 (10)	W	Jacksonville
4/14	Duke	8-6	W	Durham
4/15	Duke	4-5 (12)	L	Durham
4/18	The Citadel	3-1 (7)	W	Columbia
4/18	The Citadel	10-3	W	Columbia
4/21	Furman	11-12	L	Greenville
4/22	Furman	15-0	W	Greenville
4/25	The Citadel	9-3	W	Charleston
4/26	The Citadel	21-1 (7)	W	Charleston
4/29	Georgia	3-5 (10)	L	Columbia
5/2	Davidson	8-5	W	Davidson
5/5	Clemson	5-14	L	Columbia
5/6	Clemson	10-2	W	Columbia
5/9	Davidson	8-1	W	Columbia
5/12	Furman	3-2	W	Columbia
5/13	Furman	11-5	W	Columbia
5/15	Clemson	7-8 (11)	L	Clemson
5/16	Clemson	9-18	L	Clemson

1951 (6-15, Runs 106, Opp. 169)

Coach: **Ted Petoskey**

Date	Opponent	Score	WLT	Site
3/22	Furman	2-0	W	Greenville
3/23	Furman	4-10	L	Greenville
3/28	Michigan St.	3-4	L	Columbia
3/30	Duke	7-12	L	Columbia
3/31	Duke	0-6	L	Columbia
4/9	Clemson	6-8	L	Clemson
4/10	Clemson	1-11	L	Clemson
4/13	Wake Forest	5-12	L	Winston-Salem
4/14	Duke	6-7 (14)	L	Durham
4/21	Furman	2-6	L	Columbia
4/21	Furman	8-10 (7)	L	Columbia
4/24	Davidson	6-5	W	Columbia
4/28	The Citadel	2-0	W	Charleston
4/28	The Citadel	17-4 (7)	W	Charleston
5/1	Davidson	5-4	W	Davidson
5/4	N.C. State	6-5	W	Columbia
5/5	N. Carolina	3-13	L	Columbia
5/11	Clemson	4-12	L	Orangeburg
5/12	Clemson	5-16	L	Columbia
5/15	The Citadel	8-11 (7)	L	Columbia
5/15	The Citadel	6-13 (7)	L	Columbia

1952 (9-8, Runs 72, Opp. 70)

Coach: **Ted Petoskey**

Date	Opponent	Score	WLT	Site
3/25	Duke	1-3	L	Columbia
3/27	Michigan St.	1-4	L	Columbia
3/28	Michigan St.	4-1	W	Columbia
4/4	Clemson	2-5	L	Orangeburg
4/5	Clemson	6-4	W	Columbia
4/11	Wake Forest	7-4	W	Columbia
4/16	Furman	7-2	W	Columbia
4/16	Furman	9-6 (7)	W	Columbia
4/22	Davidson	7-4	W	Davidson
4/29	Davidson	6-2	W	Columbia
4/30	The Citadel	5-8 (7)	L	Orangeburg
4/30	The Citadel	3-0 (7)	W	Orangeburg
5/2	N. Carolina	0-10	L	Chapel Hill
5/3	N.C. State	6-7	L	Raleigh
5/6	The Citadel	4-3	W	Darlington
5/6	The Citadel	3-4 (7)	L	Darlington
5/9	Clemson	1-3	L	Clemson

1953 (8-11, Runs 103, Opp. 131)

Coach: Ted Petoskey

Date	Opponent	Score	WLT	Site
3/27	Furman	7-17	L	Columbia
3/28	Furman	6-2	W	Columbia
3/31	Presbyterian	7-5	W	Columbia
4/3	The Citadel	4-11	L	St. George
4/4	The Citadel	2-4	L	Charleston
4/10	N. Carolina	1-8	L	Columbia
4/13	Clemson	4-13	L	Clemson
4/14	Clemson	9-7	W	Clemson
4/17	N.C. State	5-6	L	Columbia
4/20	Furman	2-11	L	Greenville
4/21	Furman	5-7	L	Greenville
4/24	The Citadel	8-5	W	Columbia
4/25	The Citadel	9-6	W	Columbia
4/28	Davidson	7-1	W	Columbia
5/1	Wake Forest	11-13	L	Winston-Salem
5/2	Duke	0-4	L	Durham
5/5	Davidson	6-5	W	Davidson
5/8	Clemson	0-2	L	Columbia
5/9	Clemson	13-4	W	Columbia

1954 (10-10, Runs 91, Opp. 106)

Coach: Ted Petoskey

Date	Opponent	Score	WLT	Site
3/23	Erskine	3-2	W	Columbia
3/25	Wofford	3-0	W	Columbia
3/29	Duke	7-11	L	Columbia
3/31	Duke	4-2	W	Columbia
4/5	Wake Forest	8-9	L	Columbia
4/6	Wake Forest	11-3	W	Columbia
4/9	N. Carolina	8-13	L	Chapel Hill
4/10	N. Carolina	3-12	L	Chapel Hill
4/13	Clemson	1-10	L	Columbia
4/23	N.C. State	1-3	L	Raleigh
4/24	N.C. State	13-5	W	Raleigh
4/28	Georgia	4-3 (14)	W	Columbia
4/29	Georgia	1-9	L	Columbia
5/4	Clemson	0-2+	L	Clemson
5/6	The Citadel	4-5	L	Columbia
5/7	The Citadel	4-3	W	Columbia
5/14	Maryland	4-2	W	College Park
5/14	Maryland	3-6	L	College Park
5/17	Virginia	7-5	W	Charlottesville
5/18	Virginia	2-1	W	Charlottesville

+ - No hit game

1955 (10-10, Runs 122, Opp. 122)

Coach: Ted Petoskey

Date	Opponent	Score	WLT	Site
3/22	Erskine	12-1	W	Columbia
3/25	Michigan St.	3-6	L	Columbia
3/26	Michigan St.	11-19	L	Columbia
3/28	Duke	7-8 (11)	L	Columbia
3/30	Parris Island	2-6 (7)	*	Parris Island
3/30	Parris Island	9-11 (7)	*	Parris Island
4/1	N.C. State	1-3	L	Columbia
4/4	Georgia	5-4	W	Athens
4/4	Georgia	1-3 (7)	L	Athens
4/6	Virginia	10-3 (7)	W	Columbia
4/6	Virginia	6-3 (7)	W	Columbia
4/8	Maryland	3-2	W	Columbia
4/9	Maryland	2-8	L	Columbia
4/15	N.C. State	3-6	L	Raleigh
4/16	Wake Forest	7-2	W	Winston-Salem
4/22	N. Carolina	2-13	L	Chapel Hill
4/23	Duke	11-5	W	Durham
4/26	Parris Island	2-9	*	Columbia
4/27	Parris Island	5-4 (11)	*	Columbia
4/30	Clemson	4-3	W	Columbia
5/6	N. Carolina	8-12	L	Columbia
5/7	Wake Forest	2-12	L	Columbia
5/11	Clemson	9-2	W	Columbia
5/13	The Citadel	15-7	W	Charleston

* - Exhibition

1956 (9-9, Runs 107, Opp. 100)

Coach: Ted Petoskey

Date	Opponent	Score	WLT	Site
3/20	Erskine	11-3	W	Columbia
3/24	Michigan St.	7-5	W	Columbia
3/27	Duke	7-4	W	Columbia
3/31	Maryland	6-1 (7)	W	College Park
3/31	Maryland	1-6 (7)	L	College Park
4/2	Virginia	11-7	W	Charlottesville
4/3	Virginia	3-8	L	Charlottesville
4/6	The Citadel	9-6	W	Columbia
4/7	The Citadel	9-3	W	Columbia
4/13	Wake Forest	8-12	L	Columbia
4/14	N.C. State	3-2	W	Columbia
4/20	N. Carolina	6-7	L	Chapel Hill
4/21	Duke	6-9	L	Durham
4/27	Clemson	1-5	L	Columbia
5/1	N. Carolina	1-2	L	Columbia
5/7	N.C. State	3-6	L	Raleigh
5/8	Wake Forest	3-11	L	Winston-Salem
5/11	Clemson	12-3	W	Clemson

1957 (9-9, Runs 79, Opp. 99)

Coach: Joe Grugan

Date	Opponent	Score	WLT	Site
3/20	Parris Island	0-10	*	Parris Island
3/22	Parris Island	3-14	*	Parris Island
3/29	Maryland	12-7	W	Columbia
3/30	Virginia	7-6	W	Columbia
4/2	N. Carolina	2-3	L	Chapel Hill
4/3	Duke	4-9	L	Durham
4/4	Erskine	3-2	W	Columbia
4/8	Duke	6-3	W	Columbia
4/10	Erskine	7-5	W	Due West
4/12	Wake Forest	3-4	L	Columbia
4/13	N.C. State	5-0	W	Columbia
4/20	N. Carolina	1-6	L	Columbia
4/22	Wake Forest	0-8	L	Winston-Salem
4/23	N.C. State	5-4	W	Raleigh
4/24	The Citadel	3-2	W	Columbia
4/27	Clemson	4-3	W	Columbia
4/29	The Citadel	9-13	L	Charleston
5/10	Virginia	0-5+	L	Charlottesville
5/11	Maryland	2-9	L	College Park
5/14	Clemson	6-10	L	Clemson

+ - No hit game
* - Exhibition

1958 (7-14, Runs 80, Opp. 126)

Coach: Joe Grugan

Date	Opponent	Score	WLT	Site
3/29	Duke	2-3	L	Columbia
3/31	Michigan St.	0-12	L	Columbia
4/7	E. Carolina	4-5	L	Columbia
4/8	Wake Forest	2-16	L	Columbia
4/9	N.C. State	3-4	L	Columbia
4/10	N. Carolina	3-5	L	Columbia
4/12	Newberry	12-9	W	Columbia
4/14	Maryland	9-8	W	College Park
4/14	Maryland	4-5 (5)	L	College Park
4/15	Virginia	0-3 (7)	L	Charlottesville
4/15	Virginia	3-7 (7)	L	Charlottesville
4/19	Wake Forest	5-4	W	Columbia
4/21	Clemson	3-5	L	Clemson
4/25	Wake Forest	2-20	L	Winston-Salem
4/26	N. Carolina	0-2	L	Chapel Hill
4/28	Erskine	5-1 (7)	W	Columbia
4/28	Erskine	9-1 (6)	W	Columbia
4/30	The Citadel	3-1	W	Columbia
5/3	Duke	7-4	W	Durham
5/7	The Citadel	4-5	L	Charleston
5/9	Clemson	2-9	L	Columbia

1959 (12-12, Runs 110, Opp. 94)

Coach: Joe Grugan

Date	Opponent	Score	WLT	Site
3/20	Erskine	13-1	W	Columbia
3/25	Kentucky	7-12	L	Columbia
3/26	Kentucky	2-1	W	Columbia
3/27	Maryland	2-3	L	Columbia
3/28	Virginia	6-1	W	Columbia
3/31	Wake Forest	1-3	L	Columbia
4/3	Clemson	0-11	L	Columbia
4/4	Newberry	4-5	L	Newberry
4/6	N.C. State	2-3 (8)	L	Columbia
4/6	N.C. State	8-0 (7)	W	Columbia
4/7	N. Carolina	8-3	W	Columbia
4/9	The Citadel	5-6 (8)	L	Charleston
4/9	The Citadel	3-0 (7)	W	Charleston
4/14	Virginia	0-1	L	Charlottesville
4/17	Duke	8-4	W	Columbia
4/20	Ga. Southern	9-6	W	Columbia
4/21	Ga. Southern	7-5	W	Columbia
4/24	Wake Forest	0-1 (10)	L	Winston-Salem
4/25	N. Carolina	1-4	L	Chapel Hill
5/2	Duke	8-3	W	Durham
5/4	Erskine	1-4 (7)	L	Columbia
5/4	Erskine	7-2	W	Columbia
5/5	Newberry	7-5	W	Columbia
5/8	Clemson	1-10	L	Clemson

1960 (4-18, Runs 106, Opp. 161)

Coach: Joe Grugan

Date	Opponent	Score	WLT	Site
3/24	Ohio State	2-9	L	Winter Park
3/25	Amherst	12-7	W	Winter Park
3/26	Rollins	1-12	L	Winter Park
4/5	Wake Forest	2-10	L	Winston-Salem
4/9	Virginia	12-3	W	Columbia
4/11	Furman	5-8	L	Columbia
4/15	N.C. State	5-6	L	Columbia
4/16	N. Carolina	5-6	L	Chapel Hill
4/18	Virginia	5-8	L	Charlottesville
4/19	Maryland	4-5	L	College Park
4/19	Maryland	11-4 (7)	W	College Park
4/23	Clemson	10-12	L	Clemson
4/26	The Citadel	3-10	L	Columbia
4/29	Ga. Southern	9-10	L	Statesboro
4/30	Ga. Southern	2-9	L	Statesboro
5/2	Duke	0-8 (7)	L	Columbia
5/2	Duke	5-9 (7)	L	Columbia
5/3	Wake Forest	2-5	L	Columbia
5/4	The Citadel	5-8	L	Charleston
5/5	Clemson	2-1	W	Columbia
5/9	N.C. State	2-8	L	Columbia
5/10	N. Carolina	2-3	L	Columbia

1961 (3-15, Runs 68, Opp. 122)

Coach: Joe Grugan

Date	Opponent	Score	WLT	Site
3/24	Ga. Southern	6-3	W	Columbia
3/25	Ga. Southern	9-8	W	Columbia
4/7	Wake Forest	4-1	W	Columbia
4/8	Duke	1-8	L	Columbia
4/14	N.C. State	2-3	L	Columbia
4/18	Clemson	5-21	L	Clemson
4/21	Virginia	2-5 (7)	L	Charlottesville
4/22	Maryland	8-9	L	College Park
4/22	Maryland	2-4 (6)	L	College Park
4/25	Clemson	1-3	L	Columbia
4/26	The Citadel	2-13	L	Charleston
4/28	N.C. State	2-3	L	Raleigh
4/29	N. Carolina	1-11	L	Chapel Hill
5/2	Furman	7-8 (12)	L	Greenville
5/5	Duke	0-1	L	Durham
5/6	Wake Forest	7-9	L	Winston-Salem
5/9	The Citadel	2-3	L	Columbia
5/11	N. Carolina	7-9	L	Columbia

1962 (9-11, Runs 105, Opp. 140)

Coach: Joe Grugan

Date	Opponent	Score	WLT	Site
3/22	Ga. Southern	0-1 (7)	L	Statesboro
3/22	Ga. Southern	2-5 (7)	L	Statesboro
3/28	The Citadel	0-2	L	Charleston
4/2	Wash. & Lee	3-1	W	Columbia
4/4	Wash. & Lee	10-6	W	Columbia
4/6	Maryland	5-4	W	Columbia
4/8	Duke	9-6	W	Columbia
4/21	Wake Forest	4-8	L	Columbia
4/24	Clemson	4-5	L	Columbia
4/25	Furman	2-5	L	Columbia
4/27	N.C. State	4-5	L	Raleigh
4/28	N. Carolina	3-2	W	Chapel Hill
5/4	Duke	5-12	L	Durham
5/5	Wake Forest	4-13	L	Winston-Salem
5/8	Clemson	17-27	L	Clemson
5/11	N.C. State	12-10	W	Columbia
5/12	N. Carolina	10-9 (10)	W	Columbia
5/15	The Citadel	3-2	W	Columbia
5/19	Virginia	0-13 (7)	L	Chapel Hill
5/19	Virginia	8-4	W	Chapel Hill

1963 (7-14, Runs 87, Opp. 136)

Coach: Joe Grugan

Date	Opponent	Score	WLT	Site
3/23	Pfeiffer	3-9	L	Columbia
3/27	Yale	9-8	W	Columbia
3/29	Ga. Southern	12-3	W	Columbia
3/30	Ga. Southern	7-4	W	Columbia
4/3	The Citadel	7-3	W	Charleston
4/9	The Citadel	5-12	L	Columbia
4/10	Furman	3-6	L	Greenville
4/12	Maryland	7-6	W	College Park
4/13	Maryland	1-8	L	College Park
4/15	Virginia	6-9	L	Charlottesville
4/16	Virginia	1-11	L	Charlottesville
4/19	N. Carolina	3-8	L	Columbia
4/20	N.C. State	3-2	W	Columbia
4/23	Clemson	2-9	L	Clemson
4/26	Duke	3-0	W	Durham
4/27	Wake Forest	5-8	L	Winston-Salem
5/3	Wake Forest	0-9	L	Columbia
5/4	Duke	1-4	L	Columbia
5/10	N. Carolina	1-4	L	Chapel Hill
5/11	N.C. State	7-8	L	Raleigh
5/14	Clemson	1-5	L	Columbia

1964 (15-12, Runs 126, Opp. 99)

Coach: Bob Reising

Date	Opponent	Score	WLT	Site
3/16	Erskine	2-3	L	Columbia
3/18	Ga. Southern	4-1	W*	Ft. Stewart
3/19	Kentucky	9-6	W*	Ft. Stewart
3/20	Ga. Southern	0-3	L*	Ft. Stewart
3/21	Cars. Newman	4-3	W*	Ft. Stewart
3/24	Furman	2-4	L	Columbia
3/27	Maryland	2-1	W	Columbia
3/28	Maryland	8-2	W	Columbia
3/30	Virginia	7-10	L	Columbia
3/31	Virginia	2-4	L	Columbia
4/2	Cornell	4-2 (7)	W	Columbia
4/2	Cornell	16-0 (7)	W	Columbia
4/3	Cornell	3-2 (7)	W	Columbia
4/9	Furman	4-3	W	Greenville
4/10	Ga. Southern	6-0	W	Statesboro
4/11	Ga. Southern	2-11	L	Statesboro
4/17	N. Carolina	6-7	L	Chapel Hill
4/18	N.C. State	1-4	L	Raleigh
4/21	Erskine	2-3 (10)	L	Due West
4/23	Wake Forest	11-7	W	Winston-Salem
4/24	Duke	7-2	W	Durham
4/28	Clemson	2-4	L	Columbia
5/1	Duke	3-2	W	Columbia
5/5	The Citadel	7-1	W	Charleston
5/8	N. Carolina	1-2	L	Columbia
5/9	N.C. State	8-7	W	Columbia
5/11	Clemson	3-5	L	Clemson

* - Tournament

1965 (16-12, Runs 107, Opp. 114)

Coach: Bob Reising

Date	Opponent	Score	WLT	Site
3/15	Newberry	6-5	W	Columbia
3/19	Ga. Southern	3-6	L	Columbia
3/22	Newberry	8-4 (13)	W	Newberry
3/27	Kent State	2-1 (7)	W	Columbia
3/27	Kent State	4-0 (7)	W	Columbia
3/30	Yale	6-2 (7)	W	Columbia
3/30	Yale	5-0 (7)	W	Columbia
4/1	Wm. & Mary	3-2 (7)	W*	Columbia
4/2	Ohio U.	3-4	L*	Columbia
4/2	Wm. & Mary	3-1 (7)	W*	Columbia
4/3	Ohio U.	4-5	L*	Columbia
4/6	Erskine	7-10	L	Due West
4/9	N.C. State	4-3	W	Columbia
4/10	N. Carolina	4-3	W	Columbia
4/13	Erskine	2-8	L	Columbia
4/16	Virginia	3-0	W	Charlottesville
4/17	Virginia	3-4	L	Charlottesville
4/20	Maryland	1-0 (13)	W	College Park
4/20	Maryland	0-4 (7)	L	College Park
4/23	Wake Forest	8-4	W	Columbia
4/24	Duke	3-2	W	Columbia
4/30	N.C. State	2-3	L	Raleigh
5/1	N. Carolina	4-5 (11)	L	Chapel Hill
5/4	Clemson	1-18	L	Clemson
5/7	Wake Forest	4-7	L	Winston-Salem
5/8	Duke	2-1	W	Durham
5/11	The Citadel	9-3	W	Columbia
5/13	Clemson	3-9	L	Columbia

* - Tournament, VA Hospital Field

1966 (15-8, Runs 124, Opp. 79)

Coach: Dick Weldon

Date	Opponent	Score	WLT	Site
3/23	Va. Tech	4-1	W	Columbia
3/25	Virginia	11-2	W	Columbia
3/26	Virginia	6-5	W	Columbia
3/28	Yale	13-7	W	Columbia
3/30	Furman	8-1	W	Greenville
4/1	Duke	8-1	W	Columbia
4/4	Wake Forest	12-5	W	Columbia
4/8	Cars. Newman	1-0	W	Columbia
4/9	Cars. Newman	6-4	W	Columbia
4/11	Maryland	3-4	L	Columbia
4/12	Maryland	0-4	L	Columbia
4/15	N.C. State	5-6	L	Raleigh
4/16	N. Carolina	1-0	W	Chapel Hill
4/18	Erskine	2-1 (10)	W	Columbia
4/22	Wake Forest	4-0	W	Winston-Salem
4/23	Duke	2-7	L	Durham
4/26	Clemson	6-11	L	Clemson
4/29	N. Carolina	0-1 (10)	L	Columbia
5/6	Ga. Southern	5-7	L	Statesboro
5/7	Ga. Southern	11-1	W	Statesboro
5/11	The Citadel	4-3 (10)	W	Charleston
5/17	N.C. State	10-0	W	Columbia
5/19	Clemson	2-8	L	Columbia

1967 (21-8, Runs 150, Opp. 97)

Coach: Jack Powers

Date	Opponent	Score	WLT	Site
3/15	Kentucky	4-0	W	Columbia
3/18	Furman	9-3	W	Columbia
3/22	Bowl. Green	3-0	W	Columbia
3/23	Bowl. Green	5-6	L	Columbia
3/24	Shipp. State	1-2 (7)	L	Columbia
3/24	Shipp. State	11-5 (7)	W	Columbia
3/25	Shipp. State	9-4 (7)	W	Columbia
3/25	Erskine	7-1	W	Columbia
3/27	Georgia	5-0+	W	Athens
3/28	Erskine	7-3	W	Due West
4/3	Brown	7-3	W	Columbia
4/4	Belmont Abb.	3-0	W	Columbia
4/7	N.C. State	3-2	W	Columbia
4/8	N. Carolina	6-5 (17)	W	Columbia
4/11	Clemson	4-1	W	Columbia
4/14	Duke	6-2	W	Durham
4/15	Wake Forest	7-4	W	Columbia
4/18	Clemson	1-8	L	Clemson
4/21	N. Carolina	0-3	L	Chapel Hill
4/24	The Citadel	12-5	W	Columbia
4/28	Maryland	2-5	L	College Park
4/29	Maryland	4-5	L	College Park
5/1	Virginia	1-8	L	Charlottesville
5/2	Virginia	3-0	W	Charlottesville
5/5	Wake Forest	9-6	W	Columbia
5/6	Duke	5-3	W	Columbia
5/10	The Citadel	4-5	L	Charleston
5/12	Ga. Southern	5-4 (15)	W	Columbia
5/13	Ga. Southern	7-4	W	Columbia

+ - No hit game

1968 (14-11, Runs 93, Opp. 95)

Coach: Jack Powers

Date	Opponent	Score	WLT	Site
3/16	Ga. Southern	3-7	L	Statesboro
3/21	Ohio U.	2-13	L	Columbia
3/23	Erskine	3-2	W	Due West
3/25	Yale	11-2	W	Columbia
3/26	Yale	4-3 (10)	W	Columbia
3/30	Virginia	2-3 (7)	L	Columbia
3/30	Virginia	1-2 (7)	L	Columbia
4/5	Wake Forest	0-3	L	Columbia
4/6	Duke	7-6 (7)	W	Columbia
4/6	Duke	6-0 (7)	W	Columbia
4/9	Furman	7-5	W	Greenville
4/16	Clemson	5-6	L	Clemson
4/18	Davidson	5-2	W	Columbia
4/19	Maryland	1-3	L	Columbia
4/23	The Citadel	5-1	W	Columbia
4/26	Virginia	5-1	W	Charlottesville
4/30	Georgia	3-2 (17)	W	Columbia
5/3	N. Carolina	5-2 (11)	W	Chapel Hill
5/3	N. Carolina	5-2 (7)	W	Chapel Hill
5/4	N.C. State	2-18	L	Raleigh
5/7	Clemson	0-1 (7)	L	Columbia
5/7	Clemson	4-3 (7)	W	Columbia
5/10	Duke	4-5	L	Durham
5/11	Wake Forest	2-0 (7)	W	Winston-Salem
5/11	Wake Forest	1-2 (7)	L	Winston-Salem

YEAR-BY-YEAR RESULTS

1969 (12-21-1, Runs 111, Opp. 148)

Coach: Jack Powers

Date	Opponent	Score	WLT	Site
3/17	Va. Tech	1-6	L	Columbia
3/22	Ohio U.	9-8	W	Columbia
3/24	Massachusetts	10-2	W	Columbia
3/26	Furman	5-3	W	Columbia
3/29	The Citadel	3-4	L	Charleston
4/1	Buffalo	5-0	W	Columbia
4/4	Wake Forest	9-8	W	Tallahassee
4/4	Fla. State	3-4	L	Tallahassee
4/5	Wake Forest	6-11	L	Tallahassee
4/7	Cars. Newman	1-0	W	Statesboro
4/7	Ga. Southern	5-3	W	Statesboro
4/8	Cars. Newman	6-1	W	Statesboro
4/8	Ga. Southern	0-5	L	Statesboro
4/11	Maryland	1-5 (7)	L	Columbia
4/11	Maryland	1-5 (7)	L	Columbia
4/12	Virginia	3-4 (10)	L	Columbia
4/15	Clemson	4-4 (13)	T	Columbia*
4/19	N. Carolina	1-5	L	Chapel Hill
4/25	Duke	0-1 (13)	L	Durham
4/25	Duke	0-2 (7)	L	Durham
4/26	Wake Forest	7-8 (11)	L	Winston-Salem
4/28	Ga. Southern	4-3	W	Columbia
4/29	Georgia	1-5	L	Athens
5/2	N. Carolina	4-6 (8)	L	Columbia
5/2	N. Carolina	0-10 (7)	L	Columbia
5/3	N.C. State	1-4	L	Columbia
5/7	Clemson	2-1 (7)	W	Clemson
5/7	Clemson	3-7 (7)	L	Clemson
5/9	Duke	4-1	W	Columbia
5/10	Wake Forest	2-3 (7)	L	Columbia
5/10	Wake Forest	1-5 (7)	L	Columbia
5/12	Maryland	1-3	L	College Park
5/13	Virginia	8-2 (7)	W	Charlottesville
5/13	Virginia	0-9	L	Charlottesville

* - VA Hospital Field

1970 (14-20, Runs 117, Opp. 157)

Coach: Bobby Richardson

Date	Opponent	Score	WLT	Site
3/17	Furman	1-8	L	Greenville
3/23	Massachusetts	2-4	L*	Ft. Jackson
3/24	Yale	6-1	W*	Ft. Jackson
3/25	Princeton	3-14	L*	Ft. Jackson
3/26	Duke	3-2	W*	Ft. Jackson
3/26	Toledo	14-13	W*	Ft. Jackson
3/27	Duke	2-3 (15)	L*	Ft. Jackson
4/3	Wake Forest	7-6 (10)	W	Columbia
4/4	Duke	4-5 (7)	L	Columbia
4/4	Duke	0-5 (7)	L	Columbia
4/7	Davidson	1-4	L	Davidson
4/10	N. Carolina	2-7	L	Columbia
4/11	N.C. State	3-1 (7)	W	Columbia
4/11	N.C. State	0-8	L	Columbia
4/14	Clemson	2-1 (7)	W	Columbia
4/14	Clemson	1-2 (7)	L	Columbia
4/17	Virginia	1-2	L	Charlottesville
4/18	Maryland	0-5 (7)	L	College Park
4/18	Maryland	1-0 (7)	W	College Park
4/24	Duke	3-13	L	Durham
4/25	Wake Forest	13-7	W	Winston-Salem
4/25	Wake Forest	12-3	W	Winston-Salem
4/28	Erskine	6-2	W	Columbia
4/29	Ga. Southern	2-5	L	Statesboro
4/30	Ga. Southern	4-5 (13)	L	Statesboro
5/1	N.C. State	6-7 (12)	L	Raleigh
5/2	N. Carolina	6-5 (7)	W	Chapel Hill
5/2	N. Carolina	2-1 (7)	W	Chapel Hill
5/5	Clemson	0-4	L	Clemson
5/7	The Citadel	2-0	W	Columbia
5/9	Virginia	1-3 (7)	L	Columbia
5/9	Virginia	4-0 (7)	W	Columbia
5/10	Maryland	1-8	L	Columbia
5/12	Georgia	2-3 (11)	L	Columbia

* - Tournament

1971 (18-12, Runs 149, Opp. 111)

Coach: Bobby Richardson

Date	Opponent	Score	WLT	Site
3/10	East Tenn. St.	13-2	W	Columbia
3/16	Cincinnati	7-6	W	Columbia
3/17	Tennessee	7-6 (10)	W	Columbia
3/18	Tennessee	2-5	L	Columbia
3/20	W. Carolina	4-2	W	Columbia
3/22	W. Carolina	6-3	W	Columbia
3/23	Erskine	3-6	L	Due West
3/26	N. Carolina	6-2	W	Columbia
3/27	N.C. State	3-4 (14)	L	Columbia
4/2	Ga. Southern	2-3	L	Statesboro
4/3	Ga. Southern	4-0	W	Statesboro
4/6	Taylor	4-2 (7)	W	Statesboro
4/6	Taylor	9-0 (7)	W	Columbia
4/9	Miami Dade	5-3	*	Miami
4/10	Miami Dade	4-6	*	Miami
4/16	Duke	2-3 (7)	L	Durham
4/16	Duke	3-4 (7)	L	Durham
4/17	Wake Forest	5-3 (10)	W	Winston-Salem
4/19	Ga. Southern	8-5	W	Columbia
4/20	Ga. Southern	1-3	L	Columbia
4/24	Wake Forest	4-3	W	Columbia
4/25	Clemson	2-8	L	Clemson
4/28	The Citadel	0-2	L	Charleston
4/30	N.C. State	8-2	W	Raleigh
5/1	N. Carolina	12-5	W	Chapel Hill
5/4	Clemson	4-8	L	Columbia
5/6	Maryland	3-5	L	Columbia
5/7	Maryland	9-10	L	Columbia
5/8	Virginia	3-2	W	Columbia
5/9	Virginia	8-7	W	Columbia
5/11	Atlanta Bapt.	4-0 (7)	W	Columbia
5/11	Atlanta Bapt.	3-0 (7)	W	Columbia

* - Exhibition

1972 (25-16, Runs 188, Opp. 125)

Coach: Bobby Richardson

Date	Opponent	Score	WLT	Site
3/3	N.C. State	4-5	L	Columbia
3/4	N.C. State	3-0	W	Columbia
3/6	Louisville	3-2	W	Columbia
3/7	Louisville	13-2	W	Columbia
3/8	Louisville	13-2	W	Columbia
3/9	West Virginia	0-5	L	Columbia
3/10	West Virginia	7-13	L	Columbia
3/11	W. Carolina	1-0	W	Columbia
3/14	Baptist	6-2	W	Columbia
3/17	Cent. Mich.	3-1 (7)	W	Columbia
3/17	Cent. Mich.	0-3 (7)	L	Columbia
3/18	Duke	3-2 (7)	W	Columbia
3/18	Duke	0-1 (7)	L	Columbia
3/20	Cal-Riverside	5-1	W*	Riverside
3/21	Ariz. State	1-5	L*	Riverside
3/21	Stanford	2-8	L*	Riverside
3/23	Cornell	1-3 (10)	L*	Riverside
3/23	UCLA	4-10	L*	Riverside
3/24	Santa Clara	4-5 (11)	L*	Riverside
3/25	Tennessee	4-3	W*	Riverside
3/29	The Citadel	11-0	W	Columbia
4/4	Clemson	0-8	L	Columbia
4/5	Clemson	2-1	W	Columbia
4/6	Stetson	8-6	W	Columbia
4/7	Stetson	4-3 (10)	W	Columbia
4/10	W. Carolina	5-1	W	Columbia
4/14	Ga. Southern	1-0	W	Statesboro
4/15	Ga. Southern	4-6	L	Statesboro
4/17	App. State	10-0	W	Columbia
4/18	App. State	12-0	W	Columbia
4/19	Georgia State	9-0	W	Columbia
4/20	Georgia State	12-0	W	Columbia
4/21	Clemson	2-5	L	Sumter
4/25	The Citadel	6-0	W	Charleston
4/26	Furman	6-3	W	Columbia
4/28	Ga. Southern	3-5 (7)	L	Columbia
4/28	Ga. Southern	4-0 (7)	W	Columbia
4/29	Ga. Southern	4-3	W	Columbia
5/10	Furman	3-1 (7)	W	Columbia
5/10	Furman	1-2 (7)	L	Columbia
5/12	Georgia Tech	4-5	L	Atlanta

* - Tournament

1973 (26-15-1, Runs 200, Opp. 142)

Coach: Bobby Richardson

Date	Opponent	Score	WLT	Site
3/1	Baptist	6-0	W	Charleston
3/6	West Virginia	4-3	W	Columbia
3/7	West Virginia	0-13	L	Columbia
3/12	Cent. Mich.	10-5	W	Columbia
3/13	Cent. Mich.	4-5 (10)	L	Columbia
3/16	Alabama	0-1 (7)	L	Tuscaloosa
3/17	S. Alabama	4-5 (7)	L	Tuscaloosa
3/17	Alabama	6-0 (8)	W	Tuscaloosa
3/19	Miami Ohio	1-4	L*	Winter Park
3/19	Stetson	6-4	W	Deland
3/20	Rollins	1-4	L*	Winter Park
3/21	Princeton	5-0	W*	Winter Park
3/22	Miami Ohio	5-0	W*	Winter Park
3/23	Rollins	0-2	L*	Winter Park
3/24	Princeton	10-3	W*	Winter Park
3/27	Gardner-Webb	6-3	W	Columbia
3/28	E. Michigan	1-0 (7)	W	Columbia
3/28	E. Michigan	2-4 (7)	L	Columbia
4/2	W. Carolina	10-2	W	Columbia
4/3	The Citadel	3-4	L	Columbia
4/4	Clemson	2-4	L	Columbia
4/5	Baptist	7-2	W	Columbia
4/6	Stetson	1-4	L	Columbia
4/10	Clemson	3-1	W	Clemson
4/12	The Citadel	5-2	W	Charleston
4/13	Ga. Southern	4-2	W	Columbia
4/14	Ga. Southern	2-3	L	Columbia
4/17	Old Dominion	9-0	W	Columbia
4/17	Old Dominion	5-4	W	Columbia
4/18	Furman	7-0	W	Columbia
4/19	High Point	5-4 (16)	W	Columbia
4/20	High Point	9-8 (10)	W	Columbia
4/21	Elon	6-0	W	Columbia
4/25	App. State	9-2	W	Columbia
4/27	Ga. Southern	4-12	L	Statesboro
4/27	Ga. Southern	9-5	W	Statesboro
4/28	Clemson	5-9	L	Spartanburg
5/9	W. Carolina	0-3	L	Columbia
5/10	Furman	6-3 (10)	W	Greenville
5/11	Georgia Tech	5-5 (5)	T	Columbia
5/12	Georgia Tech	11-7 (7)	W	Columbia
5/12	Georgia Tech	2-0 (7)	W	Columbia

* - Tournament

1974 (48-8, Runs 336, Opp. 120)

Coach: Bobby Richardson

Date	Opponent	Score	WLT	Site
2/28	Baptist	9-3	W	Charleston
3/1	Lynch. Bapt.	14-3	W	Columbia
3/2	Lynch. Bapt.	17-1	W	Columbia
3/4	West Virginia	5-0	W	Columbia
3/5	Francis Marion	5-3	W	Florence
3/7	Virginia	2-0	W	Columbia
3/8	Virginia	6-3	W	Columbia
3/9	Richmond	2-0	W	Columbia
3/11	Duke	8-4 (7)	W	Durham
3/11	Duke	9-1 (6)	W	Durham
3/13	James Madison	8-0 (7)	W	Columbia
3/13	Cent. Mich.	6-5 (10)	W	Columbia
3/14	Cent. Mich.	6-7	L	Columbia
3/15	Frostburg St.	7-0 (7)	W	Columbia
3/15	Frostburg St.	1-0 (7)	W	Columbia
3/16	George Mason	10-3	W	Columbia
3/19	Yale	15-1	W	Columbia
3/21	S. Alabama	7-11	L	Mobile
3/22	S. Alabama	9-2	W	Mobile
3/23	S. Alabama	2-9	L	Mobile
3/26	Fla. State	4-1 (7)	W	Tallahassee
3/26	Fla. State	1-0 (7)	W	Tallahassee
3/28	Clemson	3-0	W	Clemson
3/29	Wake Forest	5-1	W	Columbia
3/30	Francis Marion	12-1	W	Columbia
4/1	Newberry	7-0	W	Newberry
4/5	Ga. Southern	0-2	L	Statesboro
4/6	Ga. Southern	4-6	L	Statesboro
4/8	Old Dominion	6-3	W	Columbia
4/8	Old Dominion	4-0 (7)	W	Columbia
4/9	Hunter	5-1	W	Columbia
4/10	Furman	7-1	W	Greenville
4/11	W. Carolina	8-1	W	Columbia
4/13	Georgia Tech	4-2 (7)	W	Columbia
4/13	Georgia Tech	4-1 (7)	W	Columbia
4/15	Stetson	7-4	W	Columbia
4/16	Stetson	2-1 (10)	W	Columbia
4/18	The Citadel	6-1	W	Columbia
4/19	Mercer	7-2	W	Columbia
4/20	Erskine	6-0	W	Columbia
4/22	Baptist	7-1	W	Columbia
4/23	The Citadel	4-2	W	Charleston
4/25	W. Carolina	7-6	W	Cullowhee
4/26	Ga. Southern	9-1	W	Columbia
4/27	Ga. Southern	1-4 (7)	L	Columbia
4/27	Ga. Southern	9-2 (7)	W	Columbia
4/29	Newberry	8-7	W	Columbia
5/8	Furman	4-0	W	Columbia
5/11	Georgia Tech	6-3 (7)	W	Atlanta
5/11	Georgia Tech	12-1 (7)	W	Atlanta
5/23	N.C. State	9-0	W*	Starkville
5/24	E. Carolina	5-1	W*	Starkville
5/25	Miami (Fla.)	0-5	L*	Starkville
5/25	Ga. Southern	1-0	W*	Starkville
5/27	Miami (Fla.)	3-1	W*	Starkville
5/27	Miami (Fla.)	1-2	L*	Starkville

* - NCAA District III Tournament

1975 (51-6-1, Runs 389, Opp. 139)

Coach: Bobby Richardson

Date	Opponent	Score	WLT	Site
2/28	Baptist	7-6	W	Charleston
3/4	Wofford	16-1	W	Spartanburg
3/5	West Virginia	19-2	W	Columbia
3/6	West Virginia	13-1	W	Columbia
3/7	Richmond	10-1	W	Columbia
3/8	Richmond	6-3	W	Columbia
3/11	Francis Marion	1-0 (6)	W	Florence
3/14	Virginia	6-0 (7)	W	Columbia
3/14	Virginia	5-4 (9)	W	Columbia
3/17	Miami Ohio	9-2	W*	Deland
3/18	Stetson	4-2	W*	Deland
3/19	Seton Hall	6-5	W*	Deland
3/20	Miami Ohio	3-1	W*	Deland
3/22	Stetson	6-7	L*	Deland
3/22	Seton Hall	3-4	L*	Deland
3/25	Old Dominion	19-2 (7)	W	Columbia
3/25	Old Dominion	10-0 (7)	W	Columbia
3/26	George Mason	8-0	W	Columbia
3/27	Marshall	9-1	W	Columbia
3/28	Georgia	2-1	W	Athens
3/29	Georgia	6-0	W	Athens
3/31	Howard	2-1	W	Columbia
4/1	Howard	10-0	W	Columbia
4/3	N. Carolina	6-3	W	Chapel Hill
4/4	NC Wilmington	3-2	W	Columbia
4/5	NC Wilmington	12-5	W	Columbia
4/7	The Citadel	4-2	W	Columbia
4/8	Erskine	3-0	W	Due West
4/9	St. Leo	2-1 (11)	W	Columbia
4/10	St. Leo	6-3	W	Columbia
4/12	N. Carolina	5-2	W	Columbia
4/16	Clemson	6-2	W	Columbia
4/18	Ga. Southern	2-6	L	Statesboro
4/19	Ga. Southern	8-2	W	Statesboro
4/19	Ga. Southern	7-4	W	Statesboro
4/21	Wofford	5-0	W	Columbia
4/21	Newberry	2-0	W	Columbia
4/22	Davidson	3-4	L	Columbia
4/23	Baptist	6-2	W	Columbia
4/24	Furman	6-4	W	Columbia
4/25	Ga. Southern	9-0	W	Columbia
4/26	Ga. Southern	2-1	W	Columbia
4/28	The Citadel	8-5	W	Columbia
5/8	Furman	4-3	W	Greenville
5/9	Jacksonville	4-0	W	Columbia
5/10	Jacksonville	8-1	W	Columbia
5/12	W. Carolina	8-8 (6)	T	Asheville
5/20	Georgia Tech	6-0 (7)	W	Atlanta
5/20	Georgia Tech	20-1 (7)	W	Atlanta
5/23	The Citadel	11-3	W+	Columbia
5/24	Temple	15-0	W+	Columbia
5/25	N.C. State	4-3	W+	Columbia
6/7	Seton Hall	3-1	W#	Omaha
6/8	E. Michigan	5-1 (6)	W#	Omaha
6/11	Ariz. State	6-3	W#	Omaha
6/12	Texas	6-17	L#	Omaha
6/13	Ariz. State	4-1	W#	Omaha
6/14	Texas	1-5	L#	Omaha

* - Tournament

Ç - No hit game

+ - NCAA Atlantic Region Tournament

- College World Series

YEAR-BY-YEAR RESULTS

1976 (38-14, Runs 396, Opp. 226)

Coach: Bobby Richardson

Date	Opponent	Score	WLT	Site
2/28	Baptist	13-9	W	Charleston
3/1	Tenn. Temple	10-2	W	Columbia
3/4	Duke	7-3 (7)	W	Durham
3/4	Duke	16-1 (7)	W	Durham
3/5	Coastal Carolina	5-0	W	Columbia
3/6	Ga. Southern	2-9	L	Statesboro
3/8	Old Dominion	7-1 (7)	W	Columbia
3/8	Old Dominion	13-1 (7)	W	Columbia
3/10	James Madison	11-6	W	Columbia
3/10	Wm. & Mary	11-13	L	Columbia
3/11	Wm. & Mary	3-2	W	Columbia
3/13	Virginia	9-6	W	Columbia
3/13	Virginia	13-1 (7)	W	Columbia
3/15	Jacksonville	3-11	L	Jacksonville
3/17	Rollins	2-4	L	Winter Park
3/18	Florida Tech	8-0	W	Orlando
3/19	Rollins	2-4	L	Winter Park
3/20	Wisconsin	13-9	W	Winter Park
3/20	Florida Tech	7-0	W	Orlando
3/22	Va. Tech	4-3	W	Columbia
3/23	Va. Tech	5-7	L	Columbia
3/25	Francis Marion	17-1	W	Columbia
3/26	N. Carolina	1-5	L	Chapel Hill
3/27	N. Carolina	8-4	W	Chapel Hill
3/29	Toledo	2-0	W	Columbia
3/31	Mercer	7-6	W	Columbia
4/1	Ga. Southern	3-1	W	Columbia
4/2	Clemson	6-10	L	Clemson
4/3	Mercer	6-5	W	Macon
4/5	Newberry	2-3	L	Newberry
4/6	The Citadel	15-5	W	Columbia
4/8	N. Carolina	3-0	W	Columbia
4/9	Erskine	12-4	W	Columbia
4/10	App. State	12-1	W	Columbia
4/12	Furman	2-1	W	Columbia
4/13	Clemson	4-3	W	Clemson
4/15	The Citadel	13-0	W	Charleston
4/17	Davidson	22-7	W	Columbia
4/19	Furman	7-5 (12)	W	Greenville
4/20	Baptist	16-5	W	Columbia
4/22	UNC Wilmington	9-8	W	Wilmington
4/23	Georgia	7-0	W	Columbia
4/24	Georgia	4-0	W	Columbia
4/26	Wofford	14-5	W	Columbia
4/27	Georgia Tech	6-3 (7)	W	Columbia
4/27	Georgia Tech	8-0 (7)	W	Columbia
5/6	Va. Tech	5-6	L	Blacksburg
5/7	Va. Tech	1-2	L	Blacksburg
5/8	Liberty Bap.	6-13	L	Lynchburg
5/21	Va. Tech	7-6	W*	Columbia
5/22	Clemson	4-10	L*	Columbia
5/22	Furman	1-12	L*	Columbia

* - NCAA Atlantic Region Tournament

1977 (43-12-1, Runs 365, Opp. 183)

Coach: June Raines

Date	Opponent	Score	WLT	Site
3/1	Coastal Caro.	11-0	W	Columbia
3/2	Baptist	1-2 (11)	L	Charleston
3/6	James Madison	2-1 (12)	W	Columbia
3/7	Old Dominion	8-3	W	Columbia
3/8	Va. Tech	10-0	W	Columbia
3/9	Va. Tech	1-0	W	Columbia
3/10	Augusta	6-1	W	Columbia
3/11	Liberty Baptist	14-0	W	Columbia
3/12	Virginia	8-2	W	Columbia
3/14	South Florida	10-4	W	Tampa
3/15	Kentucky	14-5	W	Tampa
3/16	Tampa	8-8 (11)	T	Tampa
3/17	Eckerd	5-9	L	St.Petersburg
3/18	Eckerd	1-11	L	St.Petersburg
3/19	Fla. Southern	3-8	L	Lakeland
3/22	Cincinnati	9-4	W	Columbia
3/23	SIU-Edwardsville	5-2	W	Columbia
3/24	Francis Marion	12-10	W	Florence
3/25	N. Carolina	2-3	L	Columbia
3/26	N. Carolina	6-9	L	Columbia
3/28	Clemson	2-1	W	Clemson
3/31	Furman	13-6	W	Columbia
4/1	Mercer	2-0	W	Macon
4/2	Mercer	4-3 (10)	W	Macon
4/5	Mercer	17-2	W	Columbia
4/6	Mercer	6-2	W	Columbia
4/7	N. Carolina	3-0	W	Chapel Hill
4/9	Jacksonville	1-3 (7)	L	Columbia
4/9	Jacksonville	4-2 (7)	W	Columbia
4/12	Clemson	7-6 (7)	W	Columbia
4/12	Clemson	7-2 (7)	W	Columbia
4/14	Newberry	16-10	W	Columbia
4/15	Ga. Southern	5-2	W	Columbia
4/16	Ga. Southern	7-3	W	Columbia
4/18	Pfeiffer	5-4	W	Columbia
4/19	The Citadel	3-4	L	Charleston
4/21	Wofford	5-0	W	Columbia
4/22	Tennessee	7-2	W	Columbia
4/25	Ga. Southern	3-4 (7)	L	Statesboro
4/25	Ga. Southern	9-1 (7)	W	Statesboro
4/26	The Citadel	10-4	W	Columbia
4/28	Furman	5-0	W	Greenville
4/30	Baptist	14-0	W	Columbia
5/5	Georgia	8-2	W	Athens
5/6	Georgia Tech	8-2	W	Atlanta
5/7	Georgia Tech	9-8 (12)	W	Atlanta
5/15	DeKalb S. CC	3-2 (7)	*	Columbia
5/15	DeKalb S. CC	2-1 (7)	*	Columbia
5/20	S. Alabama	6-7	L+	Columbia
5/21	E. Carolina	4-1	W+	Columbia
5/22	S. Alabama	11-2	W+	Columbia
5/22	Wake Forest	5-2	W+	Columbia
5/23	Wake Forest	6-1	W+	Columbia
6/7	Chapin Sandl.	7-3	*	Orangeburg
6/11	Baylor	3-2 (10)	W#	Omaha
6/13	Los Ang. St.	6-2	W#	Omaha
6/15	SIU-C	5-4	W#	Omaha
6/16	Ariz. State	2-6	L#	Omaha
6/18	Ariz. State	1-2	L#	Omaha

* - Exhibition

- NCAA Atlantic Region

- CWS

1978 (31-14, Runs 322, Opp. 176)

Coach: June Raines

Date	Opponent	Score	WLT	Site
2/27	Baptist	6-8	L	Charleston
3/1	Elon	24-2	W	Columbia
3/2	Coastal Caro.	4-3	W	Columbia
3/4	Campbell	6-1 (7)	W	Columbia
3/4	Campbell	4-5 (8)	L	Columbia
3/6	James Madison	11-3	W	Columbia
3/7	E. Carolina	4-3	W	Columbia
3/11	Virginia	1-4	L	Columbia
3/12	Virginia	13-3	W	Columbia
3/13	George Mason	5-0	W	Columbia
3/14	Jacksonville	3-6	L	Jacksonville
3/15	Jacksonville	3-1	W	Jacksonville
3/18	Mercer	5-3	W	Macon
3/19	N. Carolina	3-4	L	Columbia
3/20	SIU-E	8-0	W	Columbia
3/21	SIU-E	3-2	W	Columbia
3/24	Lenoir Rhyne	13-1	W	Columbia
3/25	Lenoir Rhyne	13-2	W	Columbia
3/27	Stetson	3-2	W	Columbia
3/28	W. Carolina	12-9	W	Columbia
3/30	Baptist	14-2	W	Columbia
4/1	Clemson	2-10	L	Columbia
4/2	Clemson	10-6	W	Columbia
4/4	Newberry	7-3	W	Newberry
4/6	Furman	12-2	W	Greenville
4/7	Pfeiffer	7-6	W	Columbia
4/8	Mercer	8-9	L	Columbia
4/10	Ga. Southern	1-2	L	Columbia
4/11	Ga. Southern	7-3	W	Columbia
4/14	N. Carolina	11-3	W	Chapel Hill
4/15	N. Carolina	0-4	L	Chapel Hill
4/16	E. Carolina	7-9	L	Greenville
4/18	The Citadel	7-1	W	Columbia
4/19	W. Carolina	6-13	L	Asheville
4/20	Furman	7-0	W	Columbia
4/21	Wofford	15-4	W	Columbia
4/22	Tennessee	14-4	W	Knoxville
4/23	Tennessee	11-6	W	Knoxville
4/26	The Citadel	2-3	L	Charleston
4/28	Georgia Tech	6-3	W	Columbia
4/29	Georgia Tech	9-3	W	Columbia
4/30	Clemson	4-11	L	Clemson
5/2	Erskine	6-0	W	Columbia
5/14	Va. Tech	5-4 (7)	W	Blacksburg
5/14	Va. Tech	0-3 (7)	L	Blacksburg

1979 (31-16, Runs 286, Opp. 167)

Coach: June Raines

Date	Opponent	Score	WLT	Site
2/27	Baptist	9-1	W	Charleston
2/28	Lenoir Rhyne	5-2	W	Columbia
3/1	UNC Wilmington	20-8	W	Columbia
3/2	Erskine	7-2	W	Due West
3/3	E. Carolina	3-4 (10)	L	Columbia
3/4	E. Carolina	5-0	W	Columbia
3/5	Campbell	1-2	L	Columbia
3/10	Old Dominion	6-4	W	Columbia
3/11	App. State	7-3	W	Columbia
3/12	W. Carolina	6-2	W	Columbia
3/13	Wofford	3-1	W	Columbia
3/14	Furman	10-5	W	Greenville
3/15	George Mason	7-8 (11)	L	Columbia
3/16	Morris Harvey	7-5	W	Columbia
3/17	Ohio U.	14-1	W	Columbia
3/18	Ohio U.	10-6	W	Columbia
3/19	Va. Tech	12-3	W	Columbia
3/20	Va. Tech	11-8	W	Columbia
3/21	Va. Tech	6-7	L	Columbia
3/24	Clemson	1-3	L	Columbia
3/25	Clemson	7-6	W	Columbia
3/27	Mercer	3-1 (13)	W	Macon
3/28	Georgia Tech	21-4	W	Atlanta
3/29	Georgia State	1-2	L	Atlanta
3/30	West Georgia	7-2	W	Carrolton
4/1	N. Carolina	10-0	W	Columbia
4/3	NC Charlotte	10-4	W	Columbia
4/7	Ga. Southern	21-5	W	Columbia
4/8	Ga. Southern	6-5	W	Columbia
4/10	Baptist	4-1	W	Columbia
4/12	Furman	4-2	W	Columbia
4/14	Clemson	0-1	L	Clemson
4/15	Clemson	3-6	L	Clemson
4/16	Howard	4-3	W	Columbia
4/18	Pfeiffer	2-1	W	Columbia
4/19	Ga. Southern	4-1	W	Statesboro
4/20	Ga. Southern	4-5	L	Statesboro
4/21	E. Tenn. St.	3-2	W	Columbia
4/23	Francis Marion	3-4	L	Columbia
4/27	N. Carolina	0-4	L	Chapel Hill
4/28	The Citadel	3-2	W	Columbia
5/5	E. Carolina	3-2	W	Greenville
5/6	E. Carolina	4-5 (10)	L	Greenville
5/10	Miami (Fla.)	0-9	L	Columbia
5/11	Miami (Fla.)	0-9	L*	Columbia
5/12	Miami (Fla.)	1-3	L	Columbia
5/13	Miami (Fla.)	1-6	L	Columbia

* - Forfeit (SC won game on field 7-6)

1980 (39-11, Runs 388, Opp. 170)

Coach: June Raines

Date	Opponent	Score	WLT	Site
2/27	Baptist	14-2	W	Charleston
2/29	Tennessee	15-0	W	Columbia
3/6	Wofford	30-0	W	Columbia
3/10	Furman	7-2	W	Greenville
3/11	Furman	12-3	W	Greenville
3/14	E. Carolina	7-2	W	Columbia
3/15	W. Carolina	12-2	W	Columbia
3/16	Maryland	3-1	W	Columbia
3/17	N. Carolina	7-2	W	Chapel Hill
3/18	Baptist	11-4	W	Columbia
3/19	NC Charlotte	9-0	W	Columbia
3/21	Ohio U.	7-5	W	Columbia
3/22	Ohio U.	4-3	W	Columbia
3/25	Ga. Southern	2-5 (7)	L	Statesboro
3/25	Ga. Southern	3-4 (7)	L	Statesboro
3/26	Francis Marion	8-3	W	Florence
3/29	Ohio State	1-0	W	Columbia
3/29	Ohio State	9-3 (7)	W	Columbia
3/31	Baptist	10-0	W	Charleston
4/2	Miami (Fla.)	0-9	L	Coral Gables
4/3	Miami (Fla.)	0-5	L	Coral Gables
4/4	Miami (Fla.)	15-5	W	Coral Gables
4/5	Miami (Fla.)	8-1	W	Coral Gables
4/7	N. Carolina	8-5	W	Columbia
4/10	Winthrop	1-2	L	Columbia
4/10	Furman	8-0	W	Columbia
4/11	Mercer	4-1	W	Columbia
4/12	Mercer	3-5	L	Columbia
4/15	Clemson	3-9	L	Clemson
4/16	Clemson	3-4	L	Clemson
4/17	The Citadel	5-2	W	Columbia
4/18	Furman	6-3	W	Columbia
4/19	Wofford	14-0 (5)	W	Spartanburg
4/20	W. Carolina	13-10	W	Cullowhee
4/21	Pfeiffer	8-4	W	Columbia
4/23	UNC Wilmington	22-2	W	Wilmington
4/24	Baptist	8-2	W	Columbia
4/25	Ga. Southern	7-4	W	Columbia
4/26	Ga. Southern	8-1	W	Columbia
4/28	Mercer	6-3	W	Macon
4/29	Wingate	6-3	W	Columbia
4/30	Erskine	6-5	W	Columbia
5/1	The Citadel	6-8	L	Charleston
5/3	UNC Wilmington	10-4	W	Columbia
5/10	Clemson	6-1	W	Columbia
5/11	Clemson	4-1	W	Columbia
5/22	Ga. Southern	7-2	W*	Clemson
5/24	Clemson	2-6	L*	Clemson
5/25	E. Tenn. St.	8-5	W*	Clemson
5/25	Clemson	12-17	L*	Clemson

* - NCAA Atlantic Region Tournament

1981 (46-15, Runs 532, Opp. 298)

Coach: June Raines

Date	Opponent	Score	WLT	Site
2/27	Baptist	12-1	W	Charleston
2/28	Pembroke St.	2-0	W	Columbia
3/1	Georgia State	3-11	L	Atlanta
3/2	Georgia State	10-11	L	Atlanta
3/5	Furman	19-6	W	Greenville
3/6	Ald. Broadus	13-0	W	Columbia
3/7	N. Carolina	6-8	L	Columbia
3/8	N. Carolina	11-4	W	Columbia
3/11	Erskine	24-2	W	Due West
3/12	Howard	13-8	W	Columbia
3/13	Howard	12-0	W	Columbia
3/14	Old Dominion	18-7	W	Columbia
3/15	Austin Peay	4-0	W	Columbia
3/16	Virginia	19-7	W	Columbia
3/17	Virginia	3-2	W	Columbia
3/20	Fla. State	8-9 (10)	L	Tallahassee
3/21	Fla. State	8-5	W	Tallahassee
3/22	Fla. State	6-12	L	Tallahassee
3/23	Ga. S'western	19-13	W	Americus
3/24	Ga. S'western	15-9	W	Americus
3/25	Mercer	9-6	W	Macon
3/26	Mercer	13-2	W	Macon
3/27	Ohio State	9-1	W	Columbia
3/28	Ohio State	6-12	L	Columbia
3/29	Ohio U.	4-2	W	Columbia
3/30	Ohio U.	5-0	W	Columbia
3/31	Stetson	9-2	W	Columbia
4/1	The Citadel	8-6	W	Columbia
4/3	Clemson	6-2	W	Columbia
4/4	Clemson	12-7	W	Columbia
4/6	Winthrop	5-4	W	Rock Hill
4/7	Francis Marion	6-10	L	Columbia
4/8	Tennessee	7-4	W	Knoxville
4/10	Newberry	8-0	W	Columbia
4/13	Clemson	4-5 (11)	L	Clemson
4/14	Clemson	12-2	W	Clemson
4/17	Fla. State	5-7	L	Columbia
4/19	Fla. State	9-3	W	Columbia
4/21	Mercer	5-0	W	Columbia
4/22	The Citadel	7-4	W	Charleston
4/23	Baptist	10-3	W	Columbia
4/24	Ga. Southern	13-5	W	Columbia
4/25	Ga. Southern	7-6 (10)	W	Columbia
4/26	Pfeiffer	12-11 (10)	W	Columbia
4/27	UNC Wilmington	1-5	L	Wilmington
4/28	N. Carolina	3-4	L	Chapel Hill
4/29	N. Carolina	10-1	W	Chapel Hill
5/2	Furman	10-6	W	Columbia
5/4	Wingate	8-2	W	Columbia
5/6	Ga. Southern	7-3	W	Allendale
5/16	Georgia State	5-2 (7)	W	Columbia
5/16	Georgia State	2-3 (7)	L	Columbia
5/17	Ga. Southern	0-6	L	Statesboro
5/18	Ga. Southern	6-1	W	Statesboro
5/22	Temple	15-6	W+	Columbia
5/23	Memphis St.	8-6	W+	Columbia
5/24	Memphis St.	11-5	W+	Columbia
5/31	Oklahoma St.	5-8	L#	Omaha
6/2	Maine	12-7	W#	Omaha
6/4	Mississippi St.	6-5	W#	Omaha
6/6	Arizona State	7-10	L#	Omaha

+ - NCAA East Region Tournament

- College World Series

YEAR-BY-YEAR RESULTS

1982 (45-13, Runs 449, Opp. 243)

Coach: June Raines

Date	Opponent	Score	WLT	Site
3/1	Georgia Tech	9-8 (11)	W	Atlanta
3/2	Davidson	23-0	W	Columbia
3/3	Newberry	7-2	W	Newberry
3/4	Erskine	17-0	W	Columbia
3/5	E. Tenn. St.	14-4	W	Columbia
3/6	Old Dominion	7-6	W	Columbia
3/8	Francis Marion	10-4	W	Florence
3/9	Wheaton	12-0	W	Columbia
3/10	Armstrong St.	10-1	W	Columbia
3/12	Miami (Fla.)	1-2	L	Coral Gables
3/13	Miami (Fla.)	3-4 (12)	L	Coral Gables
3/14	Miami (Fla.)	6-8	L	Coral Gables
3/15	Miami (Fla.)	1-4	L	Coral Gables
3/17	Virginia	16-0	W	Columbia
3/18	Virginia	5-3	W	Columbia
3/19	Virginia	5-3	W	Columbia
3/20	Howard	11-1 (7)	W	Columbia
3/20	Howard	3-2 (7)	W	Columbia
3/21	E. Kentucky	11-3	W	Columbia
3/22	Pembroke St.	11-5	W	Columbia
3/23	Augusta	2-8	L	Columbia
3/25	Newberry	12-2	W	Columbia
3/26	Ohio State	19-1	W	Columbia
3/27	Ohio State	8-6	W	Columbia
3/28	Pfeiffer	1-0	W	Columbia
4/1	Furman	8-5	W	Greenville
4/2	Mercer	6-2	W	Macon
4/3	Mercer	16-9	W	Macon
4/7	UNC Wilmington	0-14	L	Wilmington
4/9	Ga. Southern	8-4	W	Allendale
4/11	Clemson	1-4	L	Clemson
4/12	Clemson	5-4	W	Clemson
4/14	Miami (Fla.)	3-11	L	Columbia
4/15	Miami (Fla.)	8-12	L	Columbia
4/16	Miami (Fla.)	6-2	W	Columbia
4/17	Miami (Fla.)	3-19 (8)	L	Columbia
4/18	Winthrop	5-0	W	Columbia
4/19	Pembroke St.	13-4	W	Pembroke
4/21	Mercer	4-3 (7)	W	Columbia
4/21	Mercer	9-5 (7)	W	Columbia
4/22	Ga. Southern	4-0	W	Columbia
4/23	Ga. Southern	16-3	W	Columbia
4/24	Baptist	7-5 (11)	W	Charleston
4/26	The Citadel	1-0	W	Charleston
4/28	The Citadel	8-4	W	Columbia
4/30	Baptist	8-2	W	Columbia
5/1	Furman	10-4	W	Columbia
5/2	Ga. Southern	2-8	L	Statesboro
5/3	Ga. Southern	10-4	W	Statesboro
5/15	Georgia State	11-1	W	Columbia
5/16	Clemson	11-5	W	Columbia
5/17	Clemson	4-1	W	Columbia
5/27	West Virginia	7-0	W+	Columbia
5/28	The Citadel	6-4	W+	Columbia
5/30	The Citadel	11-2	W+	Columbia
5/30	West Virginia	2-1	W+	Columbia
6/5	Stanford	4-15	L#	Omaha
6/6	Oklahoma St.	8-10	L#	Omaha

+ - NCAA East Region Tournament

- College World Series

1983 (35-13, Runs 363, Opp. 205)

Coach: June Raines

Date	Opponent	Score	WLT	Site
2/23	Armstrong St.	7-0	W	Columbia
2/25	Methodist	7-3	W	Columbia
2/26	Baptist	7-2	W	Charleston
3/3	Erskine	20-1	W	Columbia
3/4	Clemson	0-8	L	Clemson
3/5	W. Carolina	4-2	W	Cullowhee
3/6	W. Carolina	5-6	L	Cullowhee
3/9	NC Charlotte	9-2	W	Columbia
3/10	UNC Wilmington	7-3	W	Columbia
3/11	UNC Wilmington	4-1	W	Columbia
3/12	Georgia Tech	3-11	L	Atlanta
3/14	Stetson	8-2	W	Deland
3/16	Jacksonville	0-4	L	Jacksonville
3/19	Mercer	5-4 (7)	W	Columbia
3/19	Mercer	3-2 (7)	W	Columbia
3/22	Newberry	15-5	W	Columbia
3/23	Tennessee	17-8	W	Columbia
3/24	Ohio State	7-6	W	Columbia
3/25	Ohio State	7-6	W	Columbia
3/26	Ohio State	2-3	L	Columbia
3/28	Francis Marion	15-2	W	Columbia
3/29	Furman	9-5	W	Greenville
3/31	Wingate	8-3	W	Columbia
4/1	W. Carolina	11-2	W	Columbia
4/4	Ga. Southern	8-0	W	Allendale
4/5	UNC Wilmington	9-4	W	Wilmington
4/6	Davidson	9-6	W	Columbia
4/13	Newberry	4-6	L	Newberry
4/14	The Citadel	5-1	W	Columbia
4/15	Baptist	19-7	W	Columbia
4/16	Ga. Southern	5-7	L	Statesboro
4/17	Ga. Southern	15-8	W	Statesboro
4/19	Pfeiffer	11-6	W	Columbia
4/20	The Citadel	8-0	W	Charleston
4/21	Augusta	10-1	W	Columbia
4/23	Ga. Southern	1-3	L	Columbia
4/26	Clemson	8-3 (10)	W	Clemson
4/28	NC Charlotte	8-4	W	Charlotte
4/30	Clemson	1-8	L	Columbia
5/1	Clemson	4-3	W	Columbia
5/12	Furman	9-4	W	Columbia
5/13	Miami (Fla.)	4-3	W	Coral Gables
5/14	Miami (Fla.)	5-6 (10)	L	Coral Gables
5/15	Miami (Fla.)	7-9	L	Coral Gables
5/18	Mercer	10-3	W	Macon
5/19	Mercer	8-1	W	Macon
5/26	James Madison	4-9	L+	Chapel Hill
5/27	Delaware	11-12 (11)	L+	Chapel Hill

+ - NCAA East Region Tournament

1984 (41-18, Runs 386, Opp. 281)

Coach: June Raines

Date	Opponent	Score	WLT	Site
2/25	Baptist	8-1	W	Charleston
2/26	Methodist	9-2	W	Columbia
2/28	Armstrong St.	7-2	W	Columbia
3/1	Wingate	7-2	W	Columbia
3/2	NC Charlotte	15-2	W	Columbia
3/3	Old Dominion	16-4	W	Columbia
3/4	Francis Marion	11-2	W	Florence
3/5	Newberry	8-2	W	Newberry
3/9	Miami (Fla.)	14-9	W	Coral Gables
3/10	Miami (Fla.)	3-6	L	Coral Gables
3/11	Miami (Fla.)	11-13	L	Coral Gables
3/12	SIU-C	12-6	W	Coral Gables
3/14	Tulane	4-12	L	New Orleans
3/15	Tulane	7-11	L	New Orleans
3/16	New Orleans	6-5	W	New Orleans
3/17	New Orleans	10-1	W	New Orleans
3/18	Cincinnati	12-8	W	Columbia
3/19	Cincinnati	3-2 (7)	W	Columbia
3/19	Cincinnati	7-6 (7)	W	Columbia
3/20	Va. Tech	4-1	W	Columbia
3/21	Va. Tech	5-4	W	Columbia
3/22	Ohio State	4-8	L	Columbia
3/23	Ohio State	8-1	W	Columbia
3/24	Ohio State	4-3 (10)	W	Columbia
3/26	Georgia Tech	3-10	L	Columbia
3/30	Jacksonville	9-10	L	Columbia
3/31	Baptist	5-2	W	Columbia
4/1	Ga. Southern	7-4	W	Statesboro
4/2	Ga. Southern	11-9	W	Statesboro
4/3	Newberry	8-4	W	Columbia
4/5	Erskine	1-3	L	Columbia
4/7	Va. Tech	5-8	L	Blacksburg
4/8	Va. Tech	3-1	W	Blacksburg
4/9	Augusta	11-3	W	Columbia
4/11	Furman	5-0	W	Greenville
4/12	Pfeiffer	11-1	W	Columbia
4/13	Louisville	2-7	L	Columbia
4/15	Louisville	5-2	W	Columbia
4/16	Mercer	3-2 (7)	W	Columbia
4/16	Mercer	3-2 (7)	W	Columbia
4/16	Mercer	7-3 (7)	W	Columbia
4/17	The Citadel	5-3	W	Columbia
4/18	W. Carolina	6-8	L	Columbia
4/21	Ga. Southern	3-8	L	Columbia
4/23	The Citadel	3-4 (12)	L	Charleston
4/24	Furman	7-8	L	Columbia
4/25	NC Charlotte	6-4	W	Charlotte
4/26	Ga. Southern	4-3	W	Allendale
4/28	Florida Int.	2-1	W	Columbia
4/29	Florida Int.	4-2	W	Columbia
4/30	Florida Int.	3-1	W	Columbia
5/10	Fla. State	4-3	W*	Tallahassee
5/11	S. Mississippi	8-5	W*	Tallahassee
5/12	Cincinnati	4-3	W*	Tallahassee
5/13	Va. Tech	3-6	L*	Tallahassee
5/14	Fla. State	10-11	L*	Tallahassee
5/18	Mississippi St.	4-1	W+	Starkville
5/19	N. Carolina	5-4	W+	Starkville
5/20	New Orleans	5-6	L+	Starkville
5/21	Mississippi St.	9-18	L+	Starkville

* - Metro Conference Tournament

+ - NCAA South II Region Tournament

1985 (47-22, Runs 629, Opp. 371)

Coach: June Raines

Date	Opponent	Score	WLT	Site
2/23	Baptist	12-0	W	Charleston
2/24	NC Charlotte	16-1	W	Columbia
2/26	Armstrong St.	2-8	L	Columbia
2/27	Newberry	10-6	W	Columbia
2/28	Winthrop	6-2	W	Columbia
3/1	Wingate	16-2	W	Columbia
3/2	Georgia Tech	2-5	L	Atlanta
3/4	Erskine	15-4	W	Columbia
3/5	W. Carolina	5-7	L	Cullowhee
3/6	Pfeiffer	17-7	W	Columbia
3/8	NC Charlotte	2-8	L	Charlotte
3/9	Old Dominion	16-9	W	Columbia
3/10	Connecticut	10-4	W	Columbia
3/12	New Orleans	3-4	L	New Orleans
3/15	New Orleans	3-1	W	New Orleans
3/17	Louisville	10-1	W	Columbia
3/18	Louisville	8-6	W	Columbia
3/19	Louisville	4-0	W	Columbia
3/20	Cincinnati	11-2 (7)	W	Columbia
3/20	Cincinnati	11-10 (7)	W	Columbia
3/21	Cincinnati	29-3 (6)	W	Columbia
3/22	W. Carolina	14-7	W	Columbia
3/23	Ga. Southern	7-5	W	Columbia
3/24	Ga. Southern	5-14	L	Columbia
3/27	Furman	21-0	W	Greenville
3/28	Ohio State	17-4	W	Columbia
3/29	Ohio State	7-14	L	Columbia
3/30	Ohio State	6-3	W	Columbia
3/31	Va. Tech	7-3 (7)	W	Blacksburg
4/1	Va. Tech	13-3 (7)	W	Blacksburg
4/1	Va. Tech	4-8 (8)	L	Blacksburg
4/2	Furman	18-8	W	Columbia
4/3	Ga. Southern	8-14	L	Statesboro
4/4	Ga. Southern	4-9	L	Statesboro
4/5	Maine	4-0	W	Columbia
4/6	Maine	8-4	W	Columbia
4/7	Maine	12-13	L	Columbia
4/8	The Citadel	8-12	L	Charleston
4/9	Francis Marion	6-3	W	Columbia
4/10	Georgia	0-7	L	Athens
4/11	The Citadel	10-2	W	Columbia
4/13	Cincinnati	6-7 (9)	L	Cincinnati
4/13	Cincinnati	5-7 (7)	L	Cincinnati
4/14	Cincinnati	4-6	L	Cincinnati
4/16	Baptist	5-3	W	Columbia
4/17	Georgia	3-1	W	Columbia
4/20	Louisville	12-5 (7)	W	Louisville
4/20	Louisville	4-5	L	Louisville
4/21	Louisville	17-0	W	Louisville
4/23	Va. Tech	9-8	W	Columbia
4/24	Va. Tech	7-6 (7)	W	Columbia
4/24	Va. Tech	4-10	L	Columbia
4/26	Clemson	14-2	W	Columbia
4/27	Clemson	11-6	W	Columbia
4/28	Clemson	6-5	W	Columbia
5/9	S. Mississippi	13-1	W*	Tallahassee
5/10	Memphis St.	19-8	W*	Tallahassee
5/11	Va. Tech	9-6	W*	Tallahassee
5/11	Fla. State	5-7	L*	Tallahassee
5/12	Fla. State	5-11	L*	Tallahassee
5/14	Clemson	12-6	W	Clemson
5/15	Clemson	8-6	W	Clemson
5/16	Clemson	8-3	W	Clemson
5/23	LaSalle	11-1	W+	Columbia
5/24	St. John's	13-6	W+	Columbia
5/25	W. Carolina	14-3	W+	Columbia
5/26	LaSalle	7-2	W+	Columbia
5/31	Arkansas	0-1 (14)	L#	Omaha
6/2	Oklahoma St.	11-16	L#	Omaha

* - Metro Conference Tournament
 + - NCAA East Region Tournament
 # - College World Series

1986 (43-23, Runs 518, Opp. 325)

Coach: June Raines

Date	Opponent	Score	WLT	Site
2/22	Baptist	5-6	L	Charleston
2/23	Newberry	12-3	W	Columbia
2/24	Erskine	10-8	W	Columbia
2/25	Winthrop	4-1	W	Columbia
3/1	Georgia Tech	14-4	W	Columbia
3/2	Georgia Tech	15-14	W	Atlanta
3/4	Va. Tech	6-5 (10)	W	Blacksburg
3/5	Va. Tech	8-6 (7)	W	Blacksburg
3/5	Va. Tech	11-2 (7)	W	Blacksburg
3/7	Pfeiffer	19-8 (7)	W	Columbia
3/8	Old Dominion	3-4	L	Columbia
3/10	N. Carolina	7-9	L#	Winter Park
3/11	Rollins	7-5	W#	Winter Park
3/12	Michigan	4-6	L#	Winter Park
3/13	N. Carolina	10-5	W#	Winter Park
3/13	Rollins	13-7	W#	Winter Park
3/18	Louisville	2-3 (7)	L	Columbia
3/18	Louisville	4-0 (7)	W	Columbia
3/21	Northwestern	10-2	W	Columbia
3/22	Northwestern	6-5 (7)	W	Columbia
3/22	Northwestern	4-5 (9)	L	Columbia
3/23	Northwestern	4-7	L	Columbia
3/25	NC Charlotte	7-4	W	Charlotte
3/26	NC Charlotte	6-1	W	Columbia
3/27	Cincinnati	7-3 (7)	W	Columbia
3/27	Cincinnati	8-1 (7)	W	Columbia
3/28	Cincinnati	6-10	L	Columbia
3/29	Maine	14-6	W	Columbia
3/30	Maine	7-5	W	Columbia
3/31	Maine	7-6	W	Columbia
3/31	W. Carolina	16-5	W	Columbia
4/1	Ga. Southern	14-3	W	Statesboro
4/2	Ga. Southern	3-5	L	Statesboro
4/4	Baptist	16-3	W	Columbia
4/5	Va. Tech	1-5 (7)	L	Columbia
4/5	Va. Tech	1-6 (7)	L	Columbia
4/6	Va. Tech	5-6	L	Columbia
4/8	Ga. Southern	6-9	L	Columbia
4/10	Cincinnati	4-2 (7)	W	Cincinnati
4/10	Cincinnati	1-2 (7)	L	Cincinnati
4/11	Cincinnati	9-4	W	Cincinnati
4/12	Louisville	7-0 (7)	W	Louisville
4/12	Louisville	7-2 (7)	W	Louisville
4/13	Louisville	18-4	W	Louisville
4/16	Wofford	11-4	W	Columbia
4/17	The Citadel	25-10	W	Charleston
4/18	Wingate	5-0	W	Columbia
4/20	Ga. Southern	5-3	W	Columbia
4/22	The Citadel	4-5	L	Columbia
4/25	Clemson	5-16	L	Clemson
4/26	Clemson	5-9	L	Clemson
4/27	Clemson	9-4 (12)	W	Clemson
4/29	Baptist	23-4	W	Columbia
4/30	Furman	6-0	W	Greenville
5/1	Furman	9-5	W	Columbia
5/3	Clemson	11-14	L	Columbia
5/4	Clemson	5-0	W	Columbia
5/5	Clemson	6-7	L	Columbia
5/8	S. Mississippi	10-1	W*	Tallahassee
5/9	Memphis St.	4-3	W*	Tallahassee
5/10	Fla. State	8-5	W*	Tallahassee
5/11	Fla. State	0-3	L*	Tallahassee
5/11	Fla. State	2-7	L*	Tallahassee
5/23	Alabama	5-3	W+	Coral Gables
5/24	Miami (Fla.)	5-7	L+	Coral Gables
5/25	Alabama	7-8	L+	Coral Gables

- Tournament
 * - Metro Conference Tournament
 + - NCAA Atlantic Region Tournament

1987 (39-14, Runs 451, Opp. 294)

Coach: June Raines

Date	Opponent	Score	WLT	Site
2/23	Newberry	18-0	W	Newberry
2/24	Erskine	15-0	W	Newberry
2/25	Francis Marion	10-2	W	Florence
3/1	Ga. Southern	18-13	W	Statesboro
3/2	Ga. Southern	11-5	W	Statesboro
3/3	Armstrong St.4-3 (11)		W	Columbia
3/4	Augusta	13-4	W	Columbia
3/5	Old Dominion	6-2	W	Columbia
3/6	Pfeiffer	11-0	W	Columbia
3/7	Old Dominion	5-13	L	Columbia
3/11	Stetson	4-3	W	Deland
3/13	South Florida	1-11	L	Tampa
3/14	South Florida	5-7	L	Tampa
3/15	Virginia	7-3	W	Columbia
3/17	Furman	5-3	W	Greenville
3/18	Louisville	6-4	W	Columbia
3/19	Louisville	5-7	L	Columbia
3/20	Louisville	8-4	W	Columbia
3/21	Baptist	4-1 (7)	W	Charleston
3/21	Baptist	4-6 (7)	L	Charleston
3/22	Ga. Southern	6-2	W	Columbia
3/23	Ga. Southern	13-6	W	Columbia
3/25	Northwestern	4-2	W	Columbia
3/28	Cincinnati	11-7 (7)	W	Cincinnati
3/29	Cincinnati	8-2 (7)	W	Cincinnati
4/1	The Citadel	8-3	W	Charleston
4/4	Va. Tech	11-4	W	Columbia
4/4	Va. Tech	14-9	W	Columbia
4/5	Va. Tech	9-8	W	Columbia
4/7	Louisville	4-1 (7)	W	Louisville
4/7	Louisville	15-2 (7)	W	Louisville
4/8	Louisville	12-10	W	Louisville
4/10	New Orleans	7-8	L	Columbia
4/11	New Orleans	7-11	L	Columbia
4/12	New Orleans	6-11	L	Columbia
4/14	Cincinnati	6-1 (7)	W	Columbia
4/14	Cincinnati	5-4 (7)	W	Columbia
4/15	Cincinnati	15-11	W	Columbia
4/16	Winthrop	18-5	W	Columbia
4/17	Newberry	14-6	W	Columbia
4/18	Francis Marion	9-3	W	Columbia
4/20	Clemson	3-5	L	Clemson
4/21	Clemson	3-7	L	Clemson
4/22	Methodist	10-7	W	Columbia
4/27	The Citadel	8-5	W	Columbia
4/29	Furman	10-3	W	Columbia
4/30	Baptist	13-9 (7)	W	Columbia
4/30	Baptist	17-9 (7)	W	Columbia
5/2	Clemson	3-5	L	Columbia
5/3	Clemson	7-8	L	Columbia
5/14	Memphis State	6-2	W*	Columbia
5/15	Fla. State	5-9	L*	Columbia
5/16	Cincinnati	4-19	L*	Columbia

* - Metro Conference Tournament

YEAR-BY-YEAR RESULTS

1988 (43-21, Runs 439, Opp. 334)

Coach: June Raines

Date	Opponent	Score	WLT	Site
2/26	Northwestern	2-4	L	Columbia
2/27	Northwestern	15-6	W	Columbia
2/28	Northwestern	7-5	W	Columbia
2/29	Campbell	10-0	W	Columbia
3/1	Campbell	2-1	W	Columbia
3/5	New Orleans	5-8	L	New Orleans
3/6	New Orleans	9-4	W	New Orleans
3/7	S. Alabama	2-10	L	Mobile
3/8	S. Alabama	6-4	W	Mobile
3/12	South Florida	5-3	W	Columbia
3/13	South Florida	4-3	W	Columbia
3/14	Louisville	9-8	W	Columbia
3/15	Louisville	9-5	W	Columbia
3/15	Louisville	16-7	W	Columbia
3/16	N. Carolina	2-3	L	Chapel Hill
3/17	N. Carolina	5-11	L	Chapel Hill
3/19	Ohio State	8-16	L	Columbia
3/20	Ohio State	9-3 (7)	W	Columbia
3/20	Ohio State	8-7 (7)	W	Columbia
3/21	Ga. Southern	8-7	W	Columbia
3/22	Ga. Southern	2-6	L	Columbia
3/24	W. Carolina	7-6	W	Cullowhee
3/26	S. Mississippi	7-4	W	Columbia
3/27	S. Mississippi	7-8	L	Columbia
3/29	Ga. Southern	17-9	W	Statesboro
3/30	Ga. Southern	7-6	W	Columbia
4/2	Va. Tech	2-13 (7)	L	Blacksburg
4/2	Va. Tech	6-4 (8)	W	Blacksburg
4/3	Va. Tech	7-9	L	Blacksburg
4/4	Baptist	5-6	L	Columbia
4/5	NC Charlotte	15-7	W	Columbia
4/8	Cincinnati	6-1 (7)	W	Cincinnati
4/8	Cincinnati	1-3 (7)	L	Cincinnati
4/9	Louisville	4-3 (7)	W	Louisville
4/9	Louisville	8-3 (7)	W	Louisville
4/10	Louisville	15-3	W	Louisville
4/13	NC Charlotte	6-5	W	Charlotte
4/16	Va. Tech	10-6 (7)	W	Columbia
4/16	Va. Tech	7-0 (7)	W	Columbia
4/17	Va. Tech	10-1	W	Columbia
4/19	The Citadel	9-8 (11)	W	Charleston
4/20	Georgia	1-5	L	Athens
4/21	Furman	5-4	W	Columbia
4/22	Clemson	6-7	L	Clemson
4/23	Clemson	11-7	W	Clemson
4/24	Clemson	5-8	L	Clemson
4/25	Furman	16-4	W	Greenville
4/26	The Citadel	15-4	W	Columbia
4/27	Georgia	11-1	W	Columbia
4/30	Clemson	2-5	L	Columbia
5/1	Clemson	7-6	W	Columbia
5/7	Baptist	3-5	L	Charleston
5/13	Cincinnati	10-5	W	Columbia
5/14	Cincinnati	10-4	W	Columbia
5/15	Cincinnati	2-1	W	Columbia
5/19	S. Mississippi	4-2	W*	Tallahassee
5/20	Fla. State	3-9	L*	Tallahassee
5/21	S. Mississippi	6-2	W*	Tallahassee
5/21	Fla. State	1-9	L*	Tallahassee
5/26	James Madison	3-2	W+	Coral Gables
5/27	Georgia Tech	6-7	L+	Coral Gables
5/28	Towson State	5-1	W+	Coral Gables
5/29	Georgia Tech	5-0	W+	Coral Gables
5/29	Miami (Fla.)	3-10	L+	Coral Gables

* - Metro Conference Tournament

+ - NCAA Atlantic Region Tournament

1989 (34-23, Runs 413, Opp. 296)

Coach: June Raines

Date	Opponent	Score	WLT	Site
2/19	Jacksonville	5-8	L	Jacksonville
2/22	Winthrop	6-2	W	Columbia
2/26	W. Carolina	13-1	W	Columbia
2/26	W. Carolina	17-0	W	Columbia
3/1	Furman	14-1	W	Greenville
3/3	S. Mississippi	6-16	L	Hattiesburg
3/7	S. Alabama	4-9	L	Mobile
3/8	S. Alabama	6-7 (12)	L	Mobile
3/9	Alabama	5-12	L	Tuscaloosa
3/10	E. Carolina	7-4	W	Columbia
3/11	App. State	8-15	L	Columbia
3/14	Baptist	6-3	W	Charleston
3/15	Winthrop	17-6	W	Rock Hill
3/17	Fla. State	5-6	L	Columbia
3/18	Fla. State	4-3	W	Columbia
3/19	Fla. State	5-4 (10)	W	Columbia
3/20	Ga. Southern	13-5	W	Columbia
3/21	Ga. Southern	14-5	W	Columbia
3/24	Xavier	7-2	W	Columbia
3/25	Louisville	8-1 (7)	W	Columbia
3/25	Louisville	11-7 (7)	W	Columbia
3/26	Louisville	7-6	W	Columbia
3/27	Georgia Tech	5-3	W	Columbia
3/28	Coastal Caro.	2-5	L	Conway
3/29	Baptist	2-1	W	Columbia
3/31	Clemson	1-7	L	Clemson
4/1	Clemson	6-12	L	Clemson
4/2	Clemson	6-9	L	Clemson
4/3	The Citadel	17-7	W	Columbia
4/4	Cola. Mets	8-5	*	Columbia
4/5	Furman	8-0	W	Columbia
4/9	Cincinnati	5-6 (7)	L	Cincinnati
4/9	Cincinnati	12-5 (7)	W	Cincinnati
4/11	Mercer	3-1 (7)	W	Columbia
4/11	Mercer	1-0 (7)	W	Columbia
4/12	Georgia	6-1	W	Columbia
4/14	Va. Tech	5-10	L	Blacksburg
4/16	Va. Tech	3-6 (7)	L	Blacksburg
4/16	Va. Tech	0-4 (7)	L	Blacksburg
4/17	Campbell	12-9	W	Columbia
4/18	Coastal Caro.	10-3	W	Columbia
4/20	Clemson	3-5	L	Columbia
4/21	Clemson	8-3	W	Columbia
4/22	Clemson	7-1	W	Columbia
4/23	Limestone	19-10	W	Columbia
4/24	The Citadel	5-6 (12)	L	Charleston
5/4	Jacksonville	2-3 (11)	L	Columbia
5/6	Memphis St.	4-6 (7)	L	Columbia
5/6	Memphis St.	12-0 (7)	W	Columbia
5/7	Memphis St.	16-10	W	Columbia
5/8	Georgia Tech	7-8	L	Atlanta
5/10	Cent. Florida	0-1 (7)	L	Columbia
5/10	Cent. Florida	6-3 (9)	W	Columbia
5/12	Ga. Southern	7-3	W	Statesboro
5/13	Ga. Southern	3-1	W	Statesboro
5/14	NC Charlotte	8-5	W	Columbia
5/17	Memphis St.	10-11	L+	Columbia
5/19	Va. Tech	4-8	L+	Columbia

* - Exhibition

+ - Metro Conference Tournament

1990 (33-25, Runs 339, Opp. 295)

Coach: June Raines

Date	Opponent	Score	WLT	Site
2/15	Jacksonville	3-5	L	Jacksonville
2/17	Campbell	13-5	W	Columbia
2/20	Baptist	1-0	W	Columbia
2/23	Northwestern	0-4	L#	Columbia
2/24	Northwestern	8-5	W	Columbia
2/25	Northwestern	9-2	W	Columbia
2/28	Erskine	9-4	W	Columbia
3/2	Alabama	4-6	L	Tampa
3/3	South Florida	4-5	L	Tampa
3/4	W. Michigan	4-9	L	Tampa
3/7	Baptist	9-8 (8)	W	Charleston
3/9	Sou. Miss.	3-4	L	Columbia
3/10	Sou. Miss.	5-1	W	Columbia
3/11	Sou. Miss.	5-4	W	Columbia
3/13	Wichita State	5-3	W	Columbia
3/14	Wichita State0-1 (12)		L	Columbia
3/15	Wichita State	4-6	L	Columbia
3/18	Tulane	5-3 (7)	W	New Orleans
3/18	Tulane	4-2 (7)	W	New Orleans
3/19	Ga. Southern	10-4	W	Columbia
3/20	Ga. Southern	10-14	L	Columbia
3/21	NC Charlotte	16-4	W	Columbia
3/22	Jacksonville	7-12	L	Columbia
3/30	Kent State	1-2 (7)	L	Columbia
3/30	Kent State	5-3 (7)	W	Columbia
3/31	Clemson	0-6	L	Greenville
4/1	Clemson	5-6 (11)	L	Clemson
4/2	Clemson	0-9	L	Clemson
4/3	The Citadel	13-12	W	Columbia
4/4	Cola. Mets	13-11	*	Columbia
4/5	NC Charlotte	5-7	L	Charlotte
4/7	Cincinnati	5-4	W	Columbia
4/7	Cincinnati	8-5	W	Columbia
4/8	Cincinnati	4-6	L	Columbia
4/10	The Citadel	5-3	W	Charleston
4/11	Baptist	8-0	W	Columbia
4/12	Clemson	21-2	W	Columbia
4/13	Va. Tech	5-8	L	Columbia
4/14	Va. Tech	6-0	W	Columbia
4/15	Va. Tech	3-8	L	Columbia
4/16	Campbell	16-10	W	Columbia
4/17	Georgia Tech	1-0	W	Columbia
4/18	Georgia Tech	10-5	W	Columbia
4/20	Fla. State	6-9	L	Tallahassee
4/21	Fla. State	6-5	W	Tallahassee
4/22	Fla. State	3-6	L	Tallahassee
4/24	Winthrop	7-1	W	Columbia
4/25	Coastal Caro.	1-12	L	Columbia
4/28	Memphis St.	7-1 (7)	W	Memphis
4/28	Memphis St.	10-5 (7)	W	Memphis
5/6	Clemson	5-4 (9)	W	Columbia
5/6	Clemson	7-3 (7)	W	Columbia
5/10	Georgia Tech	7-4 (7)	W	Atlanta
5/10	Georgia Tech	1-11 (7)	L	Atlanta
5/12	Ga. Southern	9-5	W	Statesboro
5/13	Ga. Southern	5-12	L	Statesboro
5/16	Cincinnati	2-6	L+	Hattiesburg
5/17	Louisville	3-2	W+	Hattiesburg
5/18	Va. Tech	1-2	L+	Hattiesburg

* - Exhibition

+ - Metro Conference Tournament

1991 (40-22, Runs 432, Opp. 317)

Coach: June Raines

Date	Opponent	Score	WLT	Site
2/9	Jacksonville	7-2	W	Jacksonville
2/15	Charleston	13-8	W	Columbia
2/16	Chas. So.	10-4	W	Charleston
2/17	Newberry	4-3	W	Columbia
2/20	Winthrop	7-0	W	Columbia
2/23	Chas. So.	13-3	W	Columbia
2/24	Wofford	7-2	W	Columbia
2/26	Ga. Southern	13-9	W	Columbia
2/27	Ga. Southern	2-3	L	Columbia
2/28	NC Charlotte	8-3	W	Columbia
3/1	NC Charlotte	7-8 (1)	L	Charlotte
3/2	Charleston	10-1	W	Columbia
3/4	Georgia	3-7	L	Athens
3/5	Coastal Caro.	15-0	W	Columbia
3/6	Augusta	5-1	W	Columbia
3/9	New Orleans	5-0 (7)	W	Columbia
3/9	New Orleans	11-3 (7)	W	Columbia
3/10	New Orleans	9-5	W	Columbia
3/11	Ga. Southern	8-6	W	Statesboro
3/12	Ga. Southern	9-7	W	Statesboro
3/15	S. Mississippi	7-8	L	Hattiesburg
3/16	S. Mississippi	3-4	L	Hattiesburg
3/17	S. Mississippi	17-7	W	Hattiesburg
3/19	Louisville	21-4	W	Columbia
3/19	Louisville	2-1 (7)	W	Columbia
3/20	Louisville	4-1	W	Columbia
3/21	Ohio U.	10-8	W	Columbia
3/22	Clemson	12-4	W	Columbia
3/23	Clemson	11-10	W	Columbia
3/24	Clemson	3-5	L	Columbia
3/26	Georgia	1-0	W	Columbia
3/28	Clemson	5-7	L	Clemson
3/30	Cincinnati	8-12	L	Cincinnati
3/31	Cincinnati	1-2 (7)	L	Cincinnati
3/31	Cincinnati	9-6	W	Cincinnati
4/2	Georgia Tech	4-3	W	Columbia
4/4	Clemson	1-10	L	Clemson
4/5	Fla. State	2-4	L	Columbia
4/6	Fla. State	3-7	L	Columbia
4/7	Fla. State	9-4	W	Columbia
4/9	The Citadel	11-6	W	Charleston
4/10	Campbell	8-5	W	Columbia
4/12	Va. Tech	3-4	L	Blacksburg
4/14	Va. Tech	13-4 (7)	W	Blacksburg
4/14	Va. Tech	5-6 (7)	L	Blacksburg
4/16	Wichita State	6-17	L	Wichita
4/18	Wichita State	2-16	L	Wichita
4/22	The Citadel	1-3	L	Columbia
4/23	Georgia Tech	7-4	W	Atlanta
4/25	Clemson	6-7	L	Clemson
4/28	Memphis St.	3-1 (8)	W	Columbia
4/28	Memphis St.	4-0 (7)	W	Columbia
5/8	Jacksonville	6-4	W	Columbia
5/9	Coastal Caro.	4-7	L	Conway
5/11	Tulane	4-3	W	Columbia
5/11	Tulane	6-4 (7)	W	Columbia
5/12	Tulane	1-3	L	Columbia
5/15	Va. Tech	17-1	W*	Salem
5/16	Fla. State	0-17	L*	Salem
5/17	Louisville	7-5	W*	Salem
5/18	S. Mississippi	10-8	W*	Salem
5/18	Fla. State	9-10 (10)	L*	Salem

* – Metro Conference Tournament

1992 (42-22, 13-11 SEC; Runs 531, Opp. 323)

Coach: June Raines

Date	Opponent	Score	WLT	Site
2/13	W. Carolina	3-2	W	Columbia
2/15	Chas. So.	15-7	W	Charleston
2/16	Charleston	24-3	W	Columbia
2/19	Winthrop	12-5	W	Columbia
2/22	Chas. So.	13-2	W	Columbia
2/26	Ga. Southern	3-2	W	Columbia
2/26	Ga. Southern	2-5	L	Columbia
2/27	Ga. Southern	6-2	W	Statesboro
2/29	Coastal Caro.	5-3	W	Conway
3/1	Ga. Southern	7-13	L	Statesboro
3/2	Campbell	14-3	W	Columbia
3/4	NC Charlotte	1-2	L	Charlotte
3/5	NC Charlotte	11-0	W	Columbia
3/7	Richmond	11-7	W	Columbia
3/8	Richmond	8-4	W	Columbia
3/9	Kansas	10-8	W	Jacksonville
3/11	Jacksonville	8-5 (7)	W	Jacksonville
3/11	Jacksonville	3-8	L	Jacksonville
3/12	Wagner	14-2 (8)	W	Jacksonville
3/15	Charleston	19-2	W	Columbia
3/17	West Virginia	7-1	W	Columbia
3/18	West Virginia	13-1	W	Columbia
3/19	West Virginia	7-4	W	Columbia
3/21	LSU	1-4 @	L#	Columbia
3/21	LSU	1-3 (9)	L#	Columbia
3/22	LSU	0-5	L#	Columbia
3/26	Clemson	8-6	W	Columbia
3/28	Arkansas	3-8	L#	Fayetteville
3/28	Arkansas	2-7 (7)	L#	Fayetteville
3/29	Arkansas	20-11	W#	Fayetteville
4/1	Coastal Caro.	4-1	W	Columbia
4/2	The Citadel	32-5	W	Columbia
4/4	Auburn	1-4	L#	Auburn
4/4	Auburn	2-3 (8)	L#	Auburn
4/5	Auburn	0-6	L#	Auburn
4/8	Clemson	3-5	L	Clemson
4/9	The Citadel	1-0	W	Charleston
4/11	Georgia	4-5	L#	Columbia
4/11	Georgia	8-3 (7)	W#	Columbia
4/12	Georgia	16-12	W#	Columbia
4/14	Winthrop	5-6	L	Columbia
4/18	Vanderbilt	21-1	W#	Nashville
4/18	Vanderbilt	7-5 (7)	W#	Nashville
4/19	Vanderbilt	18-7 (8)	W#	Nashville
4/21	Clemson	9-10	L	Clemson
4/23	Winthrop	10-3	W	Fort Mill
4/25	Tennessee	12-18	L#	Columbia
4/25	Tennessee	6-5 (7)	W#	Columbia
4/26	Tennessee	14-3	W#	Columbia
5/2	Florida	4-2	W#	Gainesville
5/2	Florida	4-3 (7)	W#	Gainesville
5/3	Florida	7-10	L#	Gainesville
5/9	Kentucky	11-4	W#	Columbia
5/9	Kentucky	4-3 (7)	W#	Columbia
5/10	Kentucky	16-5	W#	Columbia
5/13	Arkansas	6-8	L*	New Orleans
5/14	Vanderbilt	14-1	W*	New Orleans
5/15	Arkansas	9-5	W*	New Orleans
5/16	Florida	11-4	W*	New Orleans
5/17	LSU	3-6	L*	New Orleans
5/22	Notre Dame	5-1	W+	Coral Gables
5/23	N.C. State	9-6	W+	Coral Gables
5/24	Miami (Fla.)	2-17	L+	Coral Gables
5/25	Notre Dame	2-11	L+	Coral Gables

@ – First Southeastern Conference Game

– Southeastern Conference Game

* – SEC Tournament

+ – NCAA Atlantic Region Tournament

1993 (39-20-1, 15-10-1 SEC ; Runs 433, Opp. 270)

Coach: June Raines

Date	Opponent	Score	WLT	Site
2/13	Chas. So.	5-2	W	Charleston
2/17	Coastal Caro.6-7 (12)		L	Conway
2/18	Ga. Southern	9-1	W	Columbia
2/19	Chas. So.	14-1	W	Columbia
2/20	Campbell	14-6	W	Columbia
2/22	Ga. Southern	15-2	W	Statesboro
2/24	Jacksonville	2-1	W	Columbia
2/27	Coastal Caro.	7-2	W	Columbia
2/28	Winthrop	5-6	L	Rock Hill
3/5	Charleston	5-10	L	Columbia
3/6	James Madison	11-2	W	Columbia
3/7	James Madison	10-1	W	Columbia
3/9	The Citadel	5-12	L	Columbia
3/10	App. State	13-1	W	Columbia
3/11	Va. Tech	5-6	L	Columbia
3/12	Va. Tech	13-2 (8)	W	Columbia
3/15	Yale	10-3	W	Columbia
3/16	The Citadel	7-0	W	Charleston
3/17	Geo. Wash.	12-1	W	Columbia
3/18	Geo. Wash.	5-4 (10)	W	Columbia
3/20	NC Charlotte	9-2	W	Columbia
3/21	NC Charlotte	11-3	W	Charlotte
3/22	Towson State	22-5	W	Columbia
3/24	Winthrop	14-0	W	Columbia
3/27	LSU	3-10	L#	Baton Rouge
3/27	LSU	1-6 (7)	L#	Baton Rouge
3/28	LSU	9-9 (10)	T#	Baton Rouge
3/30	Ga. Southern	16-7	W	Columbia
4/3	Arkansas	18-11	W#	Columbia
4/3	Arkansas	8-1 (7)	W#	Columbia
4/4	Arkansas	5-3	W#	Columbia
4/6	Clemson	3-17	L	Clemson
4/7	Clemson	8-9	L	Columbia
4/10	Auburn	6-5	W#	Columbia
4/10	Auburn	5-4 (7)	W#	Columbia
4/11	Auburn	7-1	W#	Columbia
4/14	Ga. Southern	1-0	W	Statesboro
4/17	Georgia	2-5	L#	Athens
4/17	Georgia	4-1 (7)	W#	Athens
4/18	Georgia	8-0	W#	Athens
4/21	Clemson	7-8 (11)	L	Clemson
4/24	Vanderbilt	6-1	W#	Columbia
4/24	Vanderbilt	4-0 (7)	W#	Columbia
4/25	Vanderbilt	7-8	L#	Columbia
4/27	Furman	9-2	W	Columbia
5/1	Tennessee	3-9	L#	Knoxville
5/1	Tennessee	4-3 (7)	W#	Knoxville
5/2	Tennessee	3-5	L#	Knoxville
5/8	Florida	0-5	L#	Columbia
5/8	Florida	11-7 (7)	W#	Columbia
5/9	Florida	7-1	W#	Columbia
5/13	Clemson	8-5	W	Columbia
5/15	Kentucky	3-1	W#	Lexington
5/15	Kentucky	2-4 (7)	L#	Lexington
5/16	Kentucky	10-8	W#	Lexington
5/20	Georgia	1-3	L*	Columbia
5/21	Vanderbilt	7-11	L*	Columbia
5/27	E. Carolina	6-5	W+	Atlanta
5/28	Wichita State	2-3	L+	Atlanta
5/29	Georgia Tech	0-12	L+	Atlanta

– Southeastern Conference Game

* – SEC Eastern Division Tournament

+ – NCAA Atlantic Region Tournament

YEAR-BY-YEAR RESULTS

1994 (35-23, 11-15 SEC; Runs 379, Opp. 302)

Coach: June Raines

Date	Opponent	Score	WLT	Site
2/12	Chas. So.	11-5	W	Columbia
2/13	NC Wilmington	3-0	W	Columbia
2/15	Ga. Southern	13-5	W	Columbia
2/16	The Citadel	8-0	W	Charleston
2/19	Chas. So.	10-6	W	Charleston
2/20	Charleston	5-1	W	Columbia
2/22	The Citadel	15-2	W	Columbia
2/25	Illinois	10-3	W	Columbia
2/26	Illinois	16-7	W	Columbia
2/27	Illinois	6-0	W	Columbia
2/28	Chas. So.	3-2	W	Columbia
3/3	Ga. Southern	10-7 (7)	W	Statesboro
3/3	Ga. Southern	7-11 (7)	L	Statesboro
3/5	Wright State	10-4	W	Columbia
3/6	Wright State	8-6	W	Columbia
3/7	Radford	10-1	W	Columbia
3/8	Radford	1-4	L	Columbia
3/10	Ga. Southern	5-10	L	Columbia
3/11	NC Charlotte	5-6 (11)	L	Charlotte
3/12	NC Charlotte	14-2	W	Columbia
3/13	Charleston	6-3	W	Columbia
3/15	W. Carolina	2-9	L	Columbia
3/16	Clemson	7-4	W	Clemson
3/19	Morehead State	13-4	W	Columbia
3/20	Morehead State	7-6 (10)	W	Columbia
3/22	Winthrop	3-2	W	Columbia
3/23	The Citadel	2-3	L	Charleston
3/25	Alabama	4-8	L#	Columbia
3/26	Alabama	10-0	W#	Columbia
3/27	Alabama	3-2	W#	Columbia
3/30	The Citadel	9-8 (11)	W	Columbia
4/1	Mississippi	4-7	L#	Oxford
4/2	Mississippi	1-12	L#	Oxford
4/3	Mississippi	5-2	W#	Oxford
4/6	Clemson	2-7	L	Columbia
4/8	Mississippi St.	5-0	W#	Starkville
4/9	Mississippi St.	4-6	L#	Starkville
4/10	Mississippi St.	7-2	W#	Starkville
4/13	Clemson	5-4 (17)	W	Columbia
4/15	Georgia	7-8	L#	Columbia
4/16	Georgia	24-12	W#	Columbia
4/17	Georgia	4-8	L#	Columbia
4/20	Clemson	4-3	W	Clemson
4/23	Vanderbilt	8-6	W#	Nashville
4/23	Vanderbilt	16-6	W#	Nashville
4/24	Vanderbilt	9-7	W#	Nashville
4/26	Winthrop	3-5	L	Fort Mill
4/29	Tennessee	0-15	L#	Columbia
4/30	Tennessee	1-9	L#	Columbia
5/1	Tennessee	3-10	L#	Columbia
5/6	Florida	3-5	L#	Gainesville
5/7	Florida	5-6 (10)	L#	Gainesville
5/8	Florida	6-3 (15)	W#	Gainesville
5/13	Kentucky	0-2	L#	Columbia
5/14	Kentucky	9-8	W#	Columbia
5/15	Kentucky	2-4	L#	Columbia
5/19	Kentucky	5-6	L*	Lexington
5/20	Tennessee	1-8	L*	Lexington

- Southeastern Conference Game

* - SEC Eastern Division Tournament

1995 (32-25, 12-14 SEC; Runs 338, Opp. 335)

Coach: June Raines

Date	Opponent	Score	WLT	Site
2/10	Va. Military	6-2	W	Charleston
2/12	The Citadel	5-9	L	Charleston
2/19	Charleston	3-1	W	Columbia
2/20	Chas. So.	2-4	L	Columbia
2/21	The Citadel	7-3	W	Columbia
2/24	Northwestern	5-13	L	Columbia
2/25	Richmond	2-4 (10)	L	Columbia
2/26	Coastal Caro.	5-8	L	Columbia
3/2	UNC Charlotte	4-7	L	Charlotte
3/4	East Carolina	8-4	W	Wilmington
3/5	Geo. Mason	13-7	W	Wilmington
3/6	NC Wilmington	6-0	W	Wilmington
3/7	The Citadel	3-1	W	Charleston
3/8	NC Charlotte	5-3	W	Columbia
3/10	Duquesne	16-10	W	Columbia
3/11	Duquesne	8-0 (7)	W	Columbia
3/11	Duquesne	9-1 (7)	W	Columbia
3/13	Liberty	10-11	L	Columbia
3/14	Chas. So.	2-0	W	Charleston
3/15	Furman	6-5	W	Columbia
3/17	Butler	9-1	W	Columbia
3/18	Butler	21-5	W	Columbia
3/20	Ohio	6-1	W	Columbia
3/22	The Citadel	10-4	W	Columbia
3/24	Alabama	2-9	L#	Tuscaloosa
3/25	Alabama	12-5	W#	Tuscaloosa
3/26	Alabama	4-5	L#	Tuscaloosa
3/28	Clemson	4-2	W	Columbia
3/31	Ole Miss	1-5	L#	Columbia
4/1	Ole Miss	6-5	W#	Columbia
4/2	Ole Miss	3-20	L#	Columbia
4/4	at Clemson	2-7	L	Clemson
4/7	Mississippi St.	6-1	W#	Columbia
4/8	Mississippi St.	2-3	L#	Columbia
4/9	Mississippi St.	7-3	W#	Columbia
4/12	Clemson	1-11	L	Clemson
4/14	Georgia	0-7	L#	Athens
4/15	Georgia	8-2	W#	Athens
4/16	Georgia	8-9	L#	Athens
4/18	Ga. Southern	9-4	W	Statesboro
4/19	Ga. Southern	3-0	W	Columbia
4/21	Vanderbilt	4-3	W#	Columbia
4/22	Vanderbilt	9-2	W#	Columbia
4/23	Vanderbilt	0-3	L#	Columbia
4/26	Clemson	6-18	L	Columbia
4/28	Tennessee	12-6 (10)	W#	Knoxville
4/29	Tennessee	7-15	L#	Knoxville
4/30	Tennessee	1-5	L#	Knoxville
5/5	Florida	7-5	W#	Columbia
5/6	Florida	7-5	W#	Columbia
5/7	Florida	8-7	W#	Columbia
5/10	Winthrop	1-13	L	Columbia
5/12	Kentucky	4-3 (10)	W#	Lexington
5/13	Kentucky	10-12	L#	Lexington
5/14	Kentucky	11-22	L#	Lexington
5/18	Kentucky	2-6	L*	Knoxville
5/19	Tennessee	0-8	L*	Knoxville

- Southeastern Conference Game

* - SEC Eastern Division Tournament

1996 (25-28, 13-17 SEC; Runs 402, Opp. 372)

Coach: June Raines

Date	Opponent	Score	WLT	Site
2/10	Charleston	13-4	W	Columbia
2/11	Winthrop	3-4	L	Rock Hill
2/13	NC Charlotte	17-13	W	Columbia
2/16	Florida Int.	8-3	W	Jacksonville
2/17	Jacksonville	1-10	L	Jacksonville
2/17	Florida Int.	6-23 (6)	L	Jacksonville
2/18	Jacksonville	8-4	W	Jacksonville
2/21	Ga. Southern	6-7	L	Statesboro
2/23	Richmond	8-2	W	Columbia
2/24	Richmond	5-4	W	Columbia
2/25	Richmond	12-7	W	Columbia
2/28	Ga. Southern	5-9	L	Columbia
3/1	Chas. So.	17-11	W	Columbia
3/2	Chas. So.	1-2	L	Charleston
3/8	Auburn	10-11 (10)	L#	Auburn
3/9	Auburn	10-9	W#	Auburn
3/10	Auburn	8-15	L#	Auburn
3/13	The Citadel	13-5	W	Columbia
3/15	Ole Miss	17-1	W#	Oxford
3/16	Ole Miss	17-11	W#	Oxford
3/17	Ole Miss	22-12	W#	Oxford
3/20	The Citadel	4-1	W	Charleston
3/22	Mississippi St.	5-2	W#	Columbia
3/23	Mississippi St.	5-17	L#	Columbia
3/24	Mississippi St.	6-5 (14)	W#	Columbia
3/29	Arkansas	1-8	L#	Fayetteville
3/30	Arkansas	1-2	L#	Fayetteville
3/31	Arkansas	13-2	W#	Fayetteville
4/3	Clemson	2-4	L	Columbia
4/5	LSU	2-15	L#	Columbia
4/7	LSU	2-0 (7)	W#	Columbia
4/7	LSU	2-4 (7)	L#	Columbia
4/9	Charleston	17-2	W	Columbia
4/10	Clemson	0-11	L	Clemson
4/12	Georgia	11-1	W#	Columbia
4/13	Georgia	2-7	L#	Columbia
4/14	Georgia	15-14	W#	Columbia
4/17	Clemson	0-8	L	Clemson
4/19	Vanderbilt	6-10	L#	Nashville
4/20	Vanderbilt	10-16	L#	Nashville
4/21	Vanderbilt	8-7 (12)	W#	Nashville
4/23	Clemson	5-7	L	Columbia
4/26	Tennessee	3-10	L#	Columbia
4/27	Tennessee	11-10	W#	Columbia
4/28	Tennessee	3-2	W#	Columbia
5/1	Furman	9-8 (12)	W	Columbia
5/3	Florida	4-7	L#	Columbia
5/4	Florida	2-12	L#	Columbia
5/5	Florida	6-13	L#	Columbia
5/8	NC Charlotte	4-12	L	Kannapolis
5/10	Kentucky	3-8	L#	Lexington
5/11	Kentucky	1-6	L#	Lexington
5/12	Kentucky	2-4	L#	Lexington

- Southeastern Conference Game

1997 (33-24, 13-17 SEC; Runs 605, Opp. 425)

Coach: Ray Tanner

Date	Opponent	Score	WLT	Site
2/7	Charleston	9-8	W	Columbia
2/8	Charleston	12-0	W	Columbia
2/9	Charleston	25-8	W	Columbia
2/12	Davidson	22-1	W	Columbia
2/15	East Tenn. St.	11-2	W	Charleston
2/16	The Citadel	4-3 (11)	W	Charleston
2/19	Chas. So.	1-2	L	Columbia
2/21	Kent	6-8	L	Columbia
2/22	Kent	15-8	W	Columbia
2/23	Kent	21-4	W	Columbia
2/27	Ga. Southern	16-6	W	Stateboro
2/28	West Virginia	8-11(8)	L	Columbia
3/1	West Virginia	8-3	W	Columbia
3/2	West Virginia	25-0	W	Columbia
3/4	Va. Military	16-6	W	Columbia
3/5	Va. Military	18-4	W	Columbia
3/7	Auburn	17-3	W#	Columbia
3/8	Auburn	6-10	L#	Columbia
3/9	Auburn	6-21	L#	Columbia
3/12	Ga. Southern	10-9	W	Columbia
3/14	Mississippi	10-2	W#	Columbia
3/15	Mississippi	13-6	W#	Columbia
3/16	Mississippi	16-4	W#	Columbia
3/19	W. Carolina	30-12	W	Columbia
3/21	Mississippi St.	3-6	L#	Starkville
3/22	Mississippi St.	8-5(10)	W#	Starkville
3/23	Mississippi St.	8-11	L#	Starkville
3/26	The Citadel	3-5	L	Columbia
3/28	Arkansas	8-11	L#	Columbia
3/29	Arkansas	14-9	W#	Columbia
3/30	Arkansas	7-30	L#	Columbia
4/2	Clemson	11-3	W	Clemson
4/4	LSU	8-9	L#	Baton Rouge
4/5	LSU	8-7	W#	Baton Rouge
4/6	LSU	10-11(7)	L#	Baton Rouge
4/9	Clemson	1-15	L	Columbia
4/11	Georgia	14-10	W#	Athens
4/12	Georgia	5-17	L#	Athens
4/13	Georgia	6-4	W#	Athens
4/15	Wofford	16-4	W	Columbia
4/16	Clemson	9-12	L	Clemson
4/18	Vanderbilt	9-15	L#	Columbia
4/19	Vanderbilt	7-5	W#	Columbia
4/20	Vanderbilt	10-9	W#	Columbia
4/21	Wofford	12-1	W	Columbia
4/23	Clemson	38-16	W	Columbia
4/25	Florida	5-8	L#	Gainesville
4/26	Florida	1-5	L#	Gainesville
4/27	Florida	1-2	L#	Gainesville
5/3	Tennessee	3-7	L#	Knoxville
5/3	Tennessee	7-10	L#	Knoxville
5/4	Tennessee	12-3	W#	Knoxville
5/6	Furman	10-5	W	Columbia
5/9	Kentucky	5-7	L#	Columbia
5/10	Kentucky	12-5	W#	Columbia
5/11	Kentucky	0-5	L#	Columbia
5/14	Mississippi St.	9-12	L*	Columbus

-Southeastern Conference Game

* - Southeastern Conference Tournament Game

1998 (44-18, 19-10 SEC; Runs 520, Opp. 360)

Coach: Ray Tanner

Date	Opponent	Score	WLT	Site
2/7	Charleston	6-7	L	Columbia
2/8	Charleston	10-5	W	Columbia
2/11	Davidson	13-4	W	Columbia
2/13	W. Carolina	11-5	W	Charleston
2/14	Old Dominion	10-15	L	Charleston
2/15	The Citadel	8-3	W	Charleston
2/18	W. Carolina	3-0	W	Columbia
2/20	Cleveland St.	7-3	W	Columbia
2/21	Cleveland St.	15-2	W	Columbia
2/22	Cleveland St.	10-1(7)	W	Columbia
2/25	Chas. So.	5-2	W	Columbia
2/27	Marshall	4-3	W	Columbia
2/28	Marshall	8-7	W	Columbia
3/1	Marshall	8-5	W	Columbia
3/3	Va. Military	14-11	W	Columbia
3/4	Va. Military	8-5	W	Columbia
3/6	Arkansas	1-11	L#	Fayetteville
3/8	Arkansas	16-17	L#	Fayetteville
3/11	Geo. Mason	6-3	W	Columbia
3/13	Tennessee	9-8	W#	Columbia
3/14	Tennessee	4-7	L#	Columbia
3/15	Tennessee	4-3	W#	Columbia
3/17	Charleston	22-8	W	Columbia
3/18	Wofford	13-5	W	Columbia
3/20	Alabama	3-1	W#	Columbia
3/21	Alabama	0-11	L#	Columbia
3/22	Alabama	11-10 (11)	W#	Columbia
3/24	Georgia State	12-6	W	Columbia
3/25	Georgia State	15-0	W	Columbia
3/27	Auburn	6-2	W#	Auburn
3/28	Auburn	7-6	W#	Auburn
3/29	Auburn	11-6 (10)	W#	Auburn
4/1	Clemson	4-6	L	Columbia
4/3	Ole Miss	10-8	W#	Oxford
4/4	Ole Miss	4-2	W#	Oxford
4/5	Ole Miss	9-7	W#	Oxford
4/8	Furman	8-2	W	Columbia
4/10	Georgia	14-4	W#	Columbia
4/11	Georgia	1-3	L#	Columbia
4/12	Georgia	8-2	W#	Columbia
4/14	The Citadel	4-8	L	Columbia
4/15	Wofford	15-1	W	Spartanburg
4/17	Florida	1-7	L#	Columbia
4/18	Florida	17-2	W#	Columbia
4/19	Florida	9-3	W#	Columbia
4/24	Vanderbilt	20-4	W#	Nashville
4/25	Vanderbilt	4-3	W#	Nashville
4/26	Vanderbilt	14-5	W#	Nashville
5/1	Mississippi St.	0-16	L#	Columbia
5/2	Mississippi St.	4-10	L#	Columbia
5/3	Mississippi St.	6-2 (8)	W#	Columbia
5/6	Presbyterian	5-4	W	Columbia
5/6	Chas. So.	4-0	W	Columbia
5/8	Kentucky	7-8 (11)	L#	Lexington
5/9	Kentucky	14-15 (10)	L#	Lexington
5/10	Kentucky	17-6	W#	Lexington
5/13	Mississippi St.	8-9	L*	Hoover
5/14	Louisiana St.	0-6	L*	Hoover
5/21	Florida Int.	21-9	W+	Coral Gables
5/22	Texas Tech	9-8	W+	Coral Gables
5/23	Miami (Fla.)	2-14	L+	Coral Gables
5/24	North Carolina	2-4	L+	Coral Gables

-Southeastern Conference Game

* - Southeastern Conference Tournament Game

+--NCCA Atlantic I Region Tournament

1999 (35-23, 15-15 SEC; Runs 404, Opp. 313)

Coach: Ray Tanner

Date	Opponent	Score	WLT	Site
2/6	Charleston	5-4	W	Columbia
2/7	Charleston	5-4	W	Columbia
2/13	Davidson	14-0	W	Columbia
2/14	Davidson	15-1	W	Columbia
2/19	Old Dominion	1-2	L	Charleston
2/20	Richmond	4-5	L	Charleston
2/21	The Citadel	9-4	W	Charleston
2/25	Ch. Southern	2-5	L	Columbia
2/26	Geo. Washington	6-0	W	Columbia
2/27	Geo. Washington	9-2	W	Columbia
2/28	Geo. Washington	15-10	W	Columbia
3/3	Wofford	13-3	W	Columbia
3/5	Duquesne	7-4	W	Columbia
3/6	Duquesne	7-4	W	Columbia
3/7	Duquesne	14-6	W	Columbia
3/9	Radford	3-2	W	Columbia
3/10	Radford	2-3	L	Columbia
3/12	Ole Miss	5-3	W#	Columbia
3/13	Ole Miss	8-2	W#	Columbia
3/14	Ole Miss	7-9	W#	Columbia
3/17	Elon	7-5	W	Columbia
3/19	Mississippi State	0-13	L#	Starkville
3/20	Mississippi State	4-3	W#	Starkville
3/21	Mississippi State	6-7	L#	Starkville
3/23	Winthrop	8-5	W	Rock Hill
3/26	Vanderbilt	15-8	W#	Columbia
3/27	Vanderbilt	12-2	W#	Columbia
3/28	Vanderbilt	3-2	W#	Columbia
4/2	Alabama	8-13	L#	Tuscaloosa
4/3	Alabama	5-14	L#	Tuscaloosa
4/4	Alabama	12-4	W#	Tuscaloosa
4/7	The Citadel	5-4 (10)	W	Columbia
4/9	Georgia	1-8	L#	Athens
4/10	Georgia	5-10	L#	Athens
4/11	Georgia	9-7	W#	Athens
4/14	Clemson	7-8	L	Columbia
4/16	Auburn	5-4	W#	Columbia
4/17	Auburn	11-6	W#	Columbia
4/18	Auburn	2-1	W#	Columbia
4/20	Furman	4-2	W	Columbia
4/21	Clemson	4-5	L	Clemson
4/23	Florida	15-14	W#	Gainesville
4/24	Florida	4-8	L#	Gainesville
4/25	Florida	4-5	L#	Gainesville
4/27	Charleston	12-7	W	Columbia
4/28	App. State	12-3	W	Hickory
5/1	Kentucky	10-11 (11)	L#	Columbia
5/2	Kentucky	4-5 (7)	L#	Columbia
5/2	Kentucky	4-7 (7)	L#	Columbia
5/8	Tennessee	3-2	W#	Knoxville
5/8	Tennessee	3-4	L#	Knoxville
5/9	Tennessee	5-4 (14)	W#	Knoxville
5/11	Duke	11-6	W	Columbia
5/14	Arkansas	2-8	L#	Columbia
5/15	Arkansas	16-6	W#	Columbia
5/16	Arkansas	5-13	L#	Columbia
5/19	Mississippi State	5-7 (10)	L*	Hoover
5/20	Ole Miss	0-2	L*	Hoover

-Southeastern Conference Game

* - Southeastern Conference Tournament Game

YEAR-BY-YEAR RESULTS

2006 (41-25, 15-15 SEC; Runs 487, Opp. 343)

Coach: Ray Tanner

Date	Opponent	Score	WLT	Site
2/10	Elon	5-4 (11)	W	Columbia
2/11	Elon	1-2	L	Columbia
2/12	Elon	8-3	W	Columbia
2/17	Radford	7-0	W	Columbia
2/18	Radford	5-2	W	Columbia
2/19	Radford	2-0	W	Columbia
2/24	Duquesne	15-0	W	Columbia
2/26	Duquesne	6-3	W	Columbia
2/26	Duquesne	12-4	W	Columbia
3/4	Clemson	6-3	W	Columbia
3/5	Clemson	4-6	L	Clemson
3/7	William & Mary	8-1	W	Columbia
3/10	Quinnipiac	10-4	W	Columbia
3/11	Quinnipiac	12-0	W	Columbia
3/12	Quinnipiac	9-2	W	Columbia
3/14	Davidson	9-2	W	Columbia
3/15	Yale	8-2	W	Columbia
3/17	Auburn	12-8 (12)	W#	Auburn
3/18	Auburn	7-3	W#	Auburn
3/19	Auburn	1-7	L#	Auburn
3/21	Charleston So.	6-3	W	Columbia
3/22	Furman	11-3	W	Columbia
3/24	Florida	4-1	W#	Columbia
3/25	Florida	6-5	W#	Columbia
3/26	Florida	21-4	W#	Columbia
3/28	Wofford	13-1	W	Columbia
3/31	LSU	12-2	W#	Baton Rouge
4/1	LSU	18-4	W#	Baton Rouge
4/2	LSU	2-1	W#	Baton Rouge
4/5	Clemson	2-3	L	Columbia
4/7	Alabama	7-6 (11)	W#	Columbia
4/9	Alabama	6-8 (7)	L#	Columbia
4/9	Alabama	1-6 (7)	L#	Columbia
4/12	Clemson	5-10	L	Clemson
4/14	Ole Miss	1-0	W#	Columbia
4/15	Ole Miss	6-3	W#	Columbia
4/16	Ole Miss	6-11	L#	Columbia
4/19	The Citadel	11-2	W	Columbia
4/21	Kentucky	9-10 (11)	L#	Lexington
4/22	Kentucky	12-15	L#	Lexington
4/23	Kentucky	9-12	L#	Lexington
4/28	Mississippi State	11-5	W#	Columbia
4/29	Mississippi State	2-7	L#	Columbia
4/30	Mississippi State	9-7 (11)	W#	Columbia
5/3	Wofford	8-9 (13)	L	Spartanburg
5/5	Georgia	4-8	L#	Athens
5/6	Georgia	5-7	L#	Athens
5/7	Georgia	4-7	L#	Athens
5/9	The Citadel	12-3	W	Charleston
5/12	Tennessee	4-5	L#	Columbia
5/13	Tennessee	7-8	L#	Columbia
5/14	Tennessee	9-2	W#	Columbia
5/16	Furman	15-12	W	Greenville
5/18	Vanderbilt	7-8	L#	Nashville
5/19	Vanderbilt	6-10	L#	Nashville
5/20	Vanderbilt	6-3	W#	Nashville
5/24	Kentucky	4-2	W*	Hoover
5/25	Vanderbilt	1-11 (7)	L*	Hoover
5/26	Georgia	10-16	L*	Hoover
6/3	Evansville	4-2	W\$	Charlottesville
6/3	Virginia	8-2	W\$	Charlottesville
6/4	Evansville	5-15	L\$	Charlottesville
6/5	Evansville	5-1	W\$	Charlottesville
6/10	Georgia	15-6	W@	Athens
6/11	Georgia	5-11	L@	Athens
6/12	Georgia	6-11	L@	Athens

— Southeastern Conference Game
 * — Southeastern Conference Tournament Game
 \$ — NCAA Regional
 @ — NCAA Super Regional

2007 (46-20, 17-13 SEC; Runs 520, Opp. 304)

Coach: Ray Tanner

Date	Opponent	Score	WLT	Site
2/9	Oklahoma	13-2	W	Wilmington
2/10	Western Kentucky	12-0	W	Wilmington
2/11	UNC Wilmington	9-8 (11)	W	Wilmington
2/16	Liberty	10-2	W	Charleston
2/17	Richmond	9-2	W	Charleston
2/18	The Citadel	6-7	L	Charleston
2/23	Eastern Michigan	6-0	W	Columbia
2/24	Eastern Michigan	8-5	W	Columbia
2/24	Eastern Michigan	5-1	W	Columbia
3/3	Clemson	12-0	W	Clemson
3/4	Clemson	3-2	W	Columbia
3/6	Coll. of Charleston	4-5 (10)	L	Charleston
3/9	Brown	13-1	W	Columbia
3/10	Brown	11-2	W	Columbia
3/11	Brown	9-4	W	Columbia
3/13	App. State	13-5	W	Columbia
3/14	App. State	4-1	W	Columbia
3/16	LSU	5-0	W#	Columbia
3/17	LSU	5-6	L#	Columbia
3/18	LSU	9-5	W#	Columbia
3/20	UNC Asheville	9-2	W	Columbia
3/21	Wofford	13-1	W	Spartanburg
3/23	Mississippi State	20-3	W#	Starkville
3/24	Mississippi State	5-6 (12)	L#	Starkville
3/25	Mississippi State	8-3	W#	Starkville
3/27	Elon	10-6	W	Elon
3/30	Vanderbilt	3-4 (12)	L#	Columbia
3/31	Vanderbilt	1-12	L#	Columbia
4/1	Vanderbilt	8-2	W#	Columbia
4/4	Furman	10-0	W	Columbia
4/6	Florida	12-2	W#	Gainesville
4/7	Florida	8-9	L#	Gainesville
4/8	Florida	8-6	W#	Gainesville
4/13	Auburn	1-16	L#	Columbia
4/14	Auburn	10-1	W#	Columbia
4/15	Auburn	18-4	W#	Columbia
4/17	Wofford	8-0	W	Columbia
4/18	Clemson	4-2	W	Columbia
4/20	Ole Miss	5-8	L#	Oxford
4/21	Ole Miss	0-6	L#	Oxford
4/22	Ole Miss	11-9	W#	Oxford
4/24	Davidson	6-2	W	Columbia
4/25	Clemson	5-14	L	Clemson
4/27	Alabama	5-10	L#	Tuscaloosa
4/28	Alabama	4-1	W#	Tuscaloosa
4/29	Alabama	10-11	L#	Tuscaloosa
5/4	Kentucky	8-1	W#	Columbia
5/5	Kentucky	4-8	L#	Columbia
5/6	Kentucky	13-6	W#	Columbia
5/9	The Citadel	12-3	W	Columbia
5/11	Tennessee	7-1	W#	Knoxville
5/12	Tennessee	3-4	L#	Knoxville
5/13	Tennessee	13-7	W#	Knoxville
5/17	Georgia	13-3	W#	Columbia
5/18	Georgia	4-6	L#	Columbia
5/19	Georgia	14-13	W#	Columbia
5/23	Florida	4-3 (12)	W*	Hoover
5/24	Arkansas	0-6	L*	Hoover
5/25	Florida	5-3	W*	Hoover
5/26	Arkansas	2-3	L*	Hoover
6/1	Wofford	9-1	W\$	Columbia
6/3	Charlotte	12-8	W\$	Columbia
6/4	Charlotte	11-6	W\$	Columbia
6/8	North Carolina	6-9	L@	Chapel Hill
6/10	North Carolina	8-6	W@	Chapel Hill
6/10	North Carolina	4-9	L@	Chapel Hill

— Southeastern Conference Game
 * — Southeastern Conference Tournament Game
 \$ — NCAA Regional
 @ — NCAA Super Regional

2008 (40-23, 15-15 SEC; Runs 443, Opp. 309)

Coach: Ray Tanner

Date	Opponent	Score	WLT	Site
2/23	East Carolina	22-5	W	Columbia
2/23	East Carolina	4-13	L	Columbia
2/24	East Carolina	7-6 (11)	W	Columbia
2/27	UNC Asheville	12-0	W	Columbia
3/1	Clemson	10-1	W	Columbia
3/2	Clemson	5-1	W	Clemson
3/5	Charlotte	2-11	L	Columbia
3/7	Duquesne	15-4	W	Columbia
3/8	Duquesne	10-2	W	Columbia
3/9	Duquesne	10-2	W	Columbia
3/10	Presbyterian	2-1 (10)	W	Columbia
3/11	Yale	3-5	L	Columbia
3/12	Yale	11-5	W	Columbia
3/14	Vanderbilt	3-4 (13)	L#	Nashville
3/15	Vanderbilt	16-7	W#	Nashville
3/16	Vanderbilt	4-10	L#	Nashville
3/18	Coll. of Charleston	13-1	W	Charleston
3/21	Mississippi State	9-1	W#	Columbia
3/22	Mississippi State	4-1	W#	Columbia
3/23	Mississippi State	10-3	W#	Columbia
3/25	Furman	2-4	L	Columbia
3/26	Coll. of Charleston	5-3	W	Columbia
3/28	Kentucky	3-15	L#	Columbia
3/29	Kentucky	13-7	W#	Columbia
3/30	Kentucky	6-2	W#	Columbia
4/1	The Citadel	7-4	W	Charleston
4/2	Davidson	9-2	W	Columbia
4/5	Georgia	0-1	L#	Athens
4/5	Georgia	3-5	L#	Athens
4/6	Georgia	2-4	L#	Athens
4/8	Western Carolina	9-6	W	Columbia
4/9	Clemson	7-1	W	Columbia
4/11	Auburn	7-6	W#	Auburn
4/12	Auburn	8-6	W#	Auburn
4/13	Auburn	7-6	W#	Auburn
4/15	USC Upstate	14-4	W	Columbia
4/16	Clemson	6-0	W	Clemson
4/18	Ole Miss	6-2	W#	Columbia
4/19	Ole Miss	2-5	L#	Columbia
4/20	Ole Miss	4-1	W#	Columbia
4/22	Furman	5-3	W	Greenville
4/23	Wofford	10-1	W	Columbia
4/25	LSU	3-11	L#	Baton Rouge
4/26	LSU	10-11 (11)	L#	Baton Rouge
4/27	LSU	3-6	L#	Baton Rouge
5/2	Florida	3-9	L#	Columbia
5/3	Florida	6-5	W#	Columbia
5/4	Florida	9-6	W#	Columbia
5/7	Wofford	10-5	W	Spartanburg
5/9	Arkansas	11-12	L#	Fayetteville
5/10	Arkansas	3-6	L#	Fayetteville
5/11	Arkansas	2-4	L#	Fayetteville
5/13	The Citadel	10-2	W	Columbia
5/15	Tennessee	2-13	L#	Columbia
5/16	Tennessee	7-5	W#	Columbia
5/17	Tennessee	10-8	W#	Columbia
5/21	LSU	4-5 (10)	L*	Hoover
5/22	Florida	11-3	W*	Hoover
5/23	Vanderbilt	5-7	L*	Hoover
5/30	Charlotte	15-8	W\$	Raleigh
6/1	NC State	4-5	L\$	Raleigh
6/1	James Madison	7-5	W\$	Raleigh
6/1	NC State	1-2	L\$	Raleigh

— Southeastern Conference Game
 * — Southeastern Conference Tournament Game
 \$ — NCAA Regional

YEAR-BY-YEAR RESULTS

2012 (49-20, 18-11 SEC; Runs 351, Opp. 227)

Coach: Ray Tanner

Date	Opponent	Score	WLT	Site
2/17	VMI	2-1	W	Columbia
2/18	VMI	3-2	W	Columbia
2/18	VMI	13-1	W	Columbia
2/24	Elon	8-1	W	Columbia
2/25	Elon	3-2	W	Columbia
2/26	Elon	6-0	W	Columbia
2/28	Presbyterian	2-1	W	Columbia
3/2	Clemson	3-2 (11)	W	Charleston
3/3	Clemson	9-6	W	Columbia
3/4	Clemson	5-6	L	Clemson
3/7	UNC Asheville	8-1	W	Columbia
3/9	Princeton	2-1	W	Columbia
3/10	Princeton	6-1	W	Columbia
3/11	Princeton	3-1	W	Columbia
3/13	Charleston So.	5-2	W	Columbia
3/14	Appalachian State	6-4	W	Columbia
3/16	Kentucky	3-4	L#	Lexington
3/17	Kentucky	3-4	L#	Lexington
3/18	Kentucky	3-6	L#	Lexington
3/20	Furman	8-5	W	Greenville
3/21	Wofford	4-5	L	Columbia
3/22	Florida	9-3	W#	Columbia
3/23	Florida	2-8	L#	Columbia
3/24	Florida	4-5	L#	Columbia
3/27	The Citadel	7-3	W	Charleston
3/30	Vanderbilt	8-3	W#	Nashville
3/31	Vanderbilt	4-12	L#	Nashville
4/1	Vanderbilt	6-4 (13)	W#	Nashville
4/4	Coll. of Charleston	7-0	W	Charleston
4/6	Tennessee	4-5	L#	Columbia
4/7	Tennessee	2-1	W#	Columbia
4/8	Tennessee	6-1	W#	Columbia
4/10	The Citadel	8-0	W	Columbia
4/11	Francis Marion	4-5	L	Florence
4/13	Mississippi State	7-6	W#	Columbia
4/14	Mississippi State	5-3	W#	Columbia
4/15	Mississippi State	6-4	W#	Columbia
4/17	Coll. of Charleston	3-4	L	Columbia
4/20	Auburn	12-5	W#	Auburn
4/21	Auburn	5-3	W#	Auburn
4/22	Auburn	11-7	W#	Auburn
4/27	Alabama	1-0	W#	Columbia
4/27	Alabama	12-11	W#	Columbia
4/28	Alabama	9-1	W#	Columbia
5/2	Davidson	2-1	W	Columbia
5/4	Arkansas	8-6 (10)	W#	Fayetteville
5/5	Arkansas	6-7	L#	Fayetteville
5/6	Arkansas	10-7	W#	Fayetteville
5/9	Furman	7-0	W	Columbia
5/11	Georgia	3-0	W#	Athens
5/12	Georgia	5-6 (10)	L#	Athens
5/18	LSU	2-5	L#	Columbia
5/18	LSU	5-4	W#	Columbia
5/19	LSU	2-3 (10)	L#	Columbia
5/23	Vanderbilt	2-3	L*	Hoover
5/24	Auburn	5-3	W*	Hoover
5/25	Florida	2-7	L*	Hoover
6/1	Manhattan	7-0	W\$	Columbia
6/2	Clemson	5-4 (12)	W\$	Columbia
6/3	Clemson	4-3	W\$	Columbia
6/9	Oklahoma	5-0	W@	Columbia
6/11	Oklahoma	5-1	W@	Columbia
6/16	Florida	7-3	W%	Omaha
6/18	Arkansas	1-2	L%	Omaha
6/21	Kent State	4-1	W%	Omaha
6/21	Arkansas	2-0	W%	Omaha
6/22	Arkansas	3-2	W%	Omaha
6/24	Arizona	1-5	L%	Omaha
6/25	Arizona	1-4	L%	Omaha

— Southeastern Conference Game
 * — Southeastern Conference Tournament Game
 \$ — NCAA Regional
 @ — NCAA Super Regional
 % — College World Series

2013 (43-20, 17-12 SEC; Runs 377, Opp. 234)

Coach: Chad Holbrook

Date	Opponent	Score	WLT	Site
2/15	Liberty	4-3	W	Columbia
2/17	Liberty	8-7	W	Columbia
2/17	Liberty	2-3 (7)	L	Columbia
2/23	Albany	8-3	W	Columbia
2/24	Albany	14-1	W	Columbia
2/24	Albany	6-4	W	Columbia
2/26	Furman	5-2	W	Columbia
3/1	Clemson	6-0	W	Clemson
3/2	Clemson	3-6	L	Greenville
3/3	Clemson	8-0	W	Columbia
3/5	Ball State	10-0	W	Columbia
3/6	Ball State	14-4	W	Columbia
3/8	Rider	2-0	W	Columbia
3/9	Rider	9-5	W	Columbia
3/10	Rider	1-0	W	Columbia
3/12	USC Upstate	12-3	W	Columbia
3/13	Davidson	12-4	W	Columbia
3/15	Missouri	4-1	W#	Columbia, Mo.
3/16	Missouri	2-0	W#	Columbia, Mo.
3/16	Missouri	0-4	L#	Columbia, Mo.
3/19	The Citadel	9-5	W	Charleston
3/22	Arkansas	3-15	L#	Columbia
3/23	Arkansas	2-4	L#	Columbia
3/24	Arkansas	3-5 (11)	L#	Columbia
3/26	Coll. of Charleston	3-1	W	Charleston
3/28	Texas A&M	3-2	W#	Columbia
3/29	Texas A&M	6-4	W#	Columbia
3/30	Texas A&M	6-3	W#	Columbia
4/2	Charleston So.	9-5	W	Columbia
4/3	Furman	5-6	L	Greenville
4/5	Tennessee	5-4	W#	Knoxville
4/6	Tennessee	12-8	W#	Knoxville
4/7	Tennessee	19-2	W#	Knoxville
4/9	The Citadel	6-5	W	Columbia
4/11	Florida	2-3	L#	Gainesville
4/12	Florida	3-4	L#	Gainesville
4/13	Florida	5-14	L#	Gainesville
4/16	Coll. of Charleston	10-6	W	Columbia
4/20	Kentucky	5-2	W#	Columbia
4/20	Kentucky	7-6 (11)	W#	Columbia
4/21	Kentucky	3-1	W#	Columbia
4/23	Gardner-Webb	6-7	L	Shelby
4/26	LSU	2-5	L#	Baton Rouge
4/27	LSU	4-2	W#	Baton Rouge
4/28	LSU	4-0	W#	Baton Rouge
5/3	Vanderbilt	2-3	L	Columbia
5/4	Vanderbilt	2-5	L	Columbia
5/8	Wofford	9-3	W	Columbia
5/10	Georgia	7-2	W#	Columbia
5/11	Georgia	7-1	W#	Columbia
5/12	Georgia	8-3	W#	Columbia
5/14	Presbyterian	4-3	W	Columbia
5/16	Mississippi State	4-5	L#	Starkville
5/17	Mississippi State	5-3 (10)	W#	Starkville
5/18	Mississippi State	2-7	L#	Starkville
5/22	Mississippi State	3-5	L*	Hoover
5/23	Vanderbilt	3-4 (10)	L*	Hoover
5/31	Saint Louis	7-3	W\$	Columbia
6/1	Liberty	19-3	W\$	Columbia
6/2-3	Liberty	6-4	W\$	Columbia
6/8	North Carolina	5-6	L@	Chapel Hill
6/9	North Carolina	8-0	W@	Chapel Hill
6/10	North Carolina	4-5	L@	Chapel Hill

— Southeastern Conference Game
 * — Southeastern Conference Tournament Game
 \$ — NCAA Regional
 @ — NCAA Super Regional

2014 (44-18, 18-12 SEC; Runs 330, Opp. 183)

Coach: Chad Holbrook

Date	Opponent	Score	WLT	Site
2/15	Bucknell	17-4	W	Columbia
2/15	Bucknell	12-2	W	Columbia
2/16	Bucknell	12-0	W	Columbia
2/18	Presbyterian	4-0	W	Columbia
2/21	Eastern Kentucky	4-0	W	Columbia
2/22	Eastern Kentucky	2-0	W	Columbia
2/23	Eastern Kentucky	6-0	W	Columbia
2/28	Clemson	9-6	W	Columbia
3/1	Clemson	10-2	W	Greenville
3/2	Clemson	5-3	W	Clemson
3/4	Stetson	7-1	W	Columbia
3/5	Stetson	4-2	W	Columbia
3/8	Brown	13-0	W	Columbia
3/8	Brown	8-0	W	Columbia
3/9	Brown	1-0	W	Columbia
3/11	Furman	5-0	W	Columbia
3/14	Ole Miss	4-6	L#	Columbia
3/15	Ole Miss	5-4 (10)	W#	Columbia
3/15	Ole Miss	3-1	W#	Columbia
3/21	Kentucky	5-13	L#	Lexington
3/22	Kentucky	1-2	L#	Lexington
3/23	Kentucky	8-3	W#	Lexington
3/25	Coll. of Charleston	4-2	W	Columbia
3/26	Coastal Carolina	4-0	W	Columbia
3/28/29	Coastal Carolina	3-2 (14)	W#	Columbia
3/29	Tennessee	9-6	W#	Columbia
3/30	Tennessee	8-0	W#	Columbia
4/1	Appalachian State	2-1	W	Columbia
4/4	Arkansas	2-1	W#	Fayetteville
4/4	Arkansas	1-4	L#	Fayetteville
4/5	Arkansas	0-7	L#	Fayetteville
4/8	Furman	9-2	W	Greenville
4/11	Florida	4-1	W#	Columbia
4/12	Florida	3-4 (13)	L#	Columbia
4/13	Florida	5-6	L#	Columbia
4/15	Charleston So.	1-4	L	Columbia
4/16	The Citadel	8-10	L	Charleston
4/19	Auburn	2-4	L#	Auburn
4/19	Auburn	3-2	W#	Auburn
4/20	Auburn	4-3	W#	Auburn
4/22	Davidson	8-0	W	Columbia
4/23	USC Upstate	6-1	W	Columbia
4/25	Alabama	9-3	W#	Columbia
4/26	Alabama	1-2	L#	Columbia
4/27	Alabama	9-3	W#	Columbia
5/2	Georgia	1-3	L#	Athens
5/3	Georgia	5-2	W#	Athens
5/4	Georgia	3-5	L#	Athens
5/7	Wofford	15-1	W	Columbia
5/9	Missouri	8-2	W#	Columbia, S.C.
5/10	Missouri	3-1	W#	Columbia, S.C.
5/11	Missouri	2-1	W#	Columbia, S.C.
5/13	The Citadel	10-1	W	Columbia
5/15	Vanderbilt	4-3 (10)	W#	Nashville
5/16	Vanderbilt	3-9	L#	Nashville
5/17	Vanderbilt	6-3	W#	Nashville
5/21	Mississippi State	0-12	L*	Hoover
5/22	Florida	2-7	L*	Hoover
5/30	Campbell	5-2	W\$	Columbia
5/31	Maryland	3-4	L\$	Columbia
6/1	Campbell	9-0	W\$	Columbia
6/1	Maryland	1-10	L\$	Columbia

— Southeastern Conference Game
 * — Southeastern Conference Tournament Game
 \$ — NCAA Regional

2015 (32-25, 13-17 SEC; Runs 315, Opp. 278)
Coach: Chad Holbrook

Date	Opponent	Score	WLT	Site
2/13	Coll. of Charleston	3-6	L	Columbia
2/14	Coll. of Charleston	7-1	W	Columbia
2/14	Coll. of Charleston	8-3	W	Columbia
2/17	Furman	5-2	W	Columbia
2/21	Northeastern	10-1	W	Columbia
2/21	Northeastern	6-0	W	Columbia
2/22	Northeastern	6-4	W	Columbia
2/27	Clemson	4-11	L	Clemson
2/28	Clemson	4-1	W	Greenville
3/2	Clemson	0-7	L	Columbia
3/3	Charleston So.	10-4	W	Columbia
3/4	High Point	11-3	W	Columbia
3/6	Miami (Ohio)	2-0	W	Columbia
3/7	Miami (Ohio)	7-0	W	Columbia
3/8	Miami (Ohio)	5-3	W	Columbia
3/10	Penn State	3-0	W	Columbia
3/11	Penn State	13-3	W	Columbia
3/13	Kentucky	10-1	W#	Columbia
3/14	Kentucky	4-3	W#	Columbia
3/15	Kentucky	6-4 (10)	W#	Columbia
3/17	Winthrop	5-7 (11)	L	Columbia
3/20	Missouri	2-3	L#	Columbia, Mo.
3/21	Missouri	3-4 (10)	L#	Columbia, Mo.
3/22	Missouri	7-5	W#	Columbia, Mo.
3/24	Coastal Carolina	8-9 (11)	L	Conway
3/27/28	Georgia	5-6 (11)	L#	Columbia
3/28	Georgia	3-4	L#	Columbia
3/29	Georgia	8-5	W#	Columbia
3/31	The Citadel	2-0	W	Charleston
4/2	Mississippi State	2-13	L#	Starkville
4/3	Mississippi State	5-7	L#	Starkville
4/4	Mississippi State	13-7	W#	Starkville
4/7	Appalachian State	11-1	W	Columbia
4/8	The Citadel	4-2	W	Columbia
4/10	Florida	3-14	L#	Gainesville
4/11	Florida	5-12	L#	Gainesville
4/12	Florida	2-12	L#	Gainesville
4/14	Presbyterian	4-7 (10)	L	Columbia
4/16	Vanderbilt	0-12	L#	Columbia
4/17	Vanderbilt	5-2	W#	Columbia
4/18	Vanderbilt	3-2	W#	Columbia
4/21	Furman	1-2	L	Greenville
4/24	Tennessee	4-0	W#	Knoxville
4/25	Tennessee	3-4	L#	Knoxville
4/26	Tennessee	4-10	L#	Knoxville
5/1	Auburn	10-1	W#	Columbia
5/2	Auburn	2-6	L#	Columbia
5/3	Auburn	0-3	L#	Columbia
5/6	Wofford	5-3	W	Columbia
5/8	Texas A&M	9-7	W#	College Station
5/9	Texas A&M	14-15	L#	College Station
5/10	Texas A&M	8-7	W#	College Station
5/12	USC Upstate	17-0	W	Columbia
5/14	LSU	10-7	W#	Columbia
5/15	LSU	2-9	L#	Columbia
5/16	LSU	1-8	L#	Columbia
5/19	Missouri	1-5	L*	Hoover

— Southeastern Conference Game

* — Southeastern Conference Tournament Game

2016 (46-18, 20-9 SEC; Runs 402, Opp. 242)
Coach: Chad Holbrook

Date	Opponent	Score	WLT	Site
2/19	Albany	10-1	W	Columbia
2/20	Albany	6-2	W	Columbia
2/21	Albany	8-1	W	Columbia
2/23	Appalachian State	5-0	W	Columbia
2/24	Winthrop	16-4	W	Columbia
2/26	Penn State	7-1	W	Columbia
2/27	Penn State	16-5	W	Columbia
2/28	Penn State	4-2	W	Columbia
3/1	The Citadel	6-3	W	Charleston
3/4	Clemson	8-1	W	Columbia
3/5	Clemson	0-5	L	Greenville
3/6	Clemson	1-4	L	Clemson
3/8	Wofford	7-1	W	Columbia
3/9	Furman	5-4	W	Columbia
3/11	Charleston So.	9-0	W	Columbia
3/12	Charleston So.	5-4	W	Columbia
3/13	Charleston So.	2-0	W	Columbia
3/15	USC Upstate	12-6	W	Greenville
3/16	Davidson	15-2	W	Columbia
3/18	Arkansas	10-6	W#	Columbia
3/19	Arkansas	6-2	W#	Columbia
3/20	Arkansas	8-6	W#	Columbia
3/24	Ole Miss	5-1	W#	Oxford
3/25	Ole Miss	9-5	W#	Oxford
3/26	Ole Miss	4-0	W#	Oxford
3/29	Coll of Charleston	5-6 (13)	L	Columbia
3/31	Vanderbilt	3-6	L#	Nashville
4/1	Vanderbilt	4-0	W#	Nashville
4/2	Vanderbilt	6-10	L#	Nashville
4/5	Coastal Carolina	4-2	W	Columbia
4/8	Tennessee	7-6	W#	Columbia
4/9	Tennessee	7-4	W#	Columbia
4/10	Tennessee	4-3	W#	Columbia
4/13	North Carolina	0-15	L	Charlotte
4/15	Georgia	3-1	W#	Athens
4/16	Georgia	4-13	L#	Athens
4/17	Georgia	3-5	L#	Athens
4/20	Furman	14-4	W	Greenville
4/22	Missouri	8-5	W#	Columbia
4/23	Missouri	5-1	W#	Columbia
4/24	Missouri	9-2	W#	Columbia
4/29	Florida	4-5	L#	Columbia
4/30	Florida	2-1	W#	Columbia
5/4	USC Upstate	4-1	W	Columbia
5/6	Kentucky	10-5	W#	Lexington
5/7	Kentucky	0-6	L#	Lexington
5/8	Kentucky	4-5 (12)	L#	Lexington
5/10	Presbyterian	3-1	W	Columbia
5/13	Texas A&M	0-3	L#	Columbia
5/14	Texas A&M	2-5	L#	Columbia
5/15	Texas A&M	10-7	W#	Columbia
5/17	The Citadel	16-4	W	Columbia
5/19	Alabama	6-4	W#	Tuscaloosa
5/20	Alabama	4-2	W#	Tuscaloosa
5/21	Alabama	9-7	W#	Tuscaloosa
5/25	Ole Miss	4-10	L*	Hoover
5/26	Texas A&M	1-4	L*	Hoover
6/3	Rhode Island	4-5	L	Columbia
6/4	Duke	4-2	W\$	Columbia
6/5	Rhode Island	23-2	W\$	Columbia
6/5	UNCW	10-1	W\$	Columbia
6/7	UNCW	10-5	W\$	Columbia
6/11	Oklahoma State	1-5	L@	Columbia
6/12	Oklahoma State	1-3	L@	Columbia

— Southeastern Conference Game

* — Southeastern Conference Tournament Game

\$ — NCAA Regional

@ — NCAA Super Regional

2017 (35-25, 13-17 SEC; Runs 305, Opp. 257)
Coach: Chad Holbrook

Date	Opponent	Score	WLT	Site
2/17	UNC Greensboro	7-1	W	Columbia
2/18	UNC Greensboro	5-1	W	Columbia
2/19	UNC Greensboro	0-1	L	Columbia
2/21	Charlotte	5-4	W	Columbia
2/23	Kansas State	5-6	L	Columbia
2/24	Wright State	4-3	W	Columbia
2/25	Wright State	10-5	W	Columbia
2/26	Wright State	1-5	L	Columbia
2/28	Appalachian State	8-4	W	Columbia
3/3	Clemson	2-0	W	Clemson
3/4	Clemson	7-8	L	Greenville
3/5	Clemson	3-5 (11)	L	Columbia
3/7	The Citadel	12-5	W	Columbia
3/8	Winthrop	8-6	W	Columbia
3/10	Michigan State	3-2	W	Columbia
3/11	Michigan State	5-2	W	Columbia
3/17	Tennessee	7-1	W#	Knoxville
3/18	Tennessee	6-4 (10)	W#	Knoxville
3/19	Tennessee	10-2	W#	Knoxville
3/22	Charleston So.	3-0	W	Columbia
3/24	Alabama	2-4	L#	Columbia
3/25	Alabama	6-5 (10)	W#	Columbia
3/26	Alabama	4-2	W#	Columbia
3/28	The Citadel	15-1	W	Charleston
3/31	Auburn	4-5	L#	Auburn
4/1	Auburn	7-0	W#	Auburn
4/2	Auburn	5-6	L#	Auburn
4/4	Furman	6-1	W	Columbia
4/6	Vanderbilt	6-7	L#	Columbia
4/7	Vanderbilt	3-5 (13)	L#	Columbia
4/8	Vanderbilt	6-1	W#	Columbia
4/11	North Carolina	5-20	L	Charlotte
4/14	Mississippi State	4-7	L#	Columbia
4/15	Mississippi State	4-5	L#	Columbia
4/16	Mississippi State	6-1	W#	Columbia
4/18	Davidson	3-2	W	Columbia
4/20	Florida	0-1	L#	Gainesville
4/21	Florida	4-2	W#	Gainesville
4/22	Florida	5-7	L#	Gainesville
4/28	Kentucky	1-19	L#	Columbia
4/29	Kentucky	5-1	W#	Columbia
4/30	Kentucky	4-9	L#	Columbia
5/3	Wofford	9-5	W	Columbia
5/5	LSU	3-2	W#	Baton Rouge
5/6	LSU	2-5	L#	Baton Rouge
5/7	LSU	6-7 (10)	L#	Baton Rouge
5/9	Presbyterian	4-3	W	Columbia
5/10	Liberty	10-7	W	Columbia
5/12	Missouri	4-3	W#	Columbia, Mo.
5/13	Missouri	3-5	L#	Columbia, Mo.
5/14	Missouri	3-5	L#	Columbia, Mo.
5/16	USC Upstate	6-3	W	Columbia
5/18	Georgia	3-6	L#	Columbia
5/19	Georgia	4-5	L#	Columbia
5/20	Georgia	10-0	W#	Columbia
5/23	Vanderbilt	7-4 (11)	W*	Hoover
5/23	Kentucky	2-7	L*	Hoover
5/25	Missouri	10-2	W*	Hoover
5/26	Kentucky	3-1	W*	Hoover
5/27	LSU	0-11	L*	Hoover

— Southeastern Conference Game

* — Southeastern Conference Tournament Game

YEAR-BY-YEAR RESULTS

2018 (37-26, 17-13 SEC; Runs 390, Opp. 296)

Coach: Mark Kingston

Date	Opponent	Score	WLT	Site
2/16	VMI	6-7	L	Columbia
2/17	VMI	7-2	W	Columbia
2/18	VMI	9-0	W	Columbia
2/20	North Fla.	5-2	W	Columbia
2/21	Winthrop	15-2	W	Columbia
2/23	Charleston So.	7-0	W	Columbia
2/24	Charleston So.	14-2	W	Columbia
2/25	Charleston So.	2-4	L	Columbia
2/27	Furman	4-6	L	Columbia
3/2	Clemson	3-2	W	Columbia
3/3	Clemson	1-5	L	Greenville
3/4	Clemson	7-8	L	Clemson
3/7	N.C. A&T	12-2	W	Columbia
3/9	Princeton	9-2	W	Columbia
3/10	Princeton	7-3	W	Columbia
3/10	Princeton	6-4	W	Columbia
3/14	Harvard	12-3	W	Columbia
3/16	Florida	3-7	L#	Columbia
3/17	Florida	15-7	W#	Columbia
3/18	Florida	2-3	L#	Columbia
3/20	The Citadel	3-4	L	Columbia
3/23	Georgia	5-7	L#	Athens
3/24	Georgia	3-12	L#	Athens
3/25	Georgia	0-3	L#	Athens
3/27	Davidson	5-4	W	Columbia
3/29	Tennessee	6-1	W#	Columbia
3/30	Tennessee	6-2	W#	Columbia
3/31	Tennessee	6-3	W#	Columbia
4/3	North Carolina	3-11	L	Charlotte
4/6	Kentucky	1-14	L#	Lexington
4/7	Kentucky	15-1	W#	Lexington
4/8	Kentucky	5-10	L#	Lexington
4/10	The Citadel	12-1	W	Charleston
4/12	Arkansas	3-2	W#	Fayetteville
4/14	Arkansas	0-2 (7)	L#	Fayetteville
4/14	Arkansas	0-3 (7)	L#	Fayetteville
4/17	Presbyterian	4-7	L	Columbia
4/20	LSU	11-0	W#	Columbia
4/21	LSU	11-4	W#	Columbia
4/22	LSU	8-6	W#	Columbia
4/24	Furman	10-2	W	Greenville
4/27	Vanderbilt	8-7	W#	Nashville
4/28	Vanderbilt	1-8	L#	Nashville
4/29	Vanderbilt	10-9	W#	Nashville
5/4	Ole Miss	13-5	W#	Columbia
5/5	Ole Miss	11-6	W#	Columbia
5/6	Ole Miss	5-6 (10)	L#	Columbia
5/9	Coll. of Char.	0-9	L	Columbia
5/11	Missouri	3-5	L#	Columbia, S.C.
5/12	Missouri	6-3	W#	Columbia, S.C.
5/13	Missouri	1-0	W#	Columbia, S.C.
5/17	Texas A&M	3-6	L#	College Station
5/18	Texas A&M	5-3	W#	College Station
5/19	Texas A&M	10-1	W#	College Station
5/22	Missouri	4-2	W*	Hoover
5/23	Arkansas	8-13	L*	Hoover
5/24	LSU	4-6 (12)	L*	Hoover
6/1	Ohio State	8-3	W\$	Greenville, N.C.
6/2	East Carolina	4-2	W\$	Greenville, N.C.
6/4	UNCW	8-4	W\$	Greenville, N.C.
6/9	Arkansas	3-9	L@	Fayetteville
6/10	Arkansas	8-5	W@	Fayetteville
6/11	Arkansas	4-14	L@	Fayetteville

— Southeastern Conference Game

* — Southeastern Conference Tournament Game

\$ — NCAA Regional

@ — NCAA Super Regional

2019 (28-28, 8-22 SEC; Runs 308, Opp. 342)

Coach: Mark Kingston

Date	Opponent	Score	WLT	Site
2/15	Liberty	5-6 (11)	L	Columbia
2/16	Liberty	13-7	W	Columbia
2/17	Liberty	3-2	W	Columbia
2/19	Winthrop	8-6	W	Columbia
2/22	Utah Valley	15-3	W	Columbia
2/23	Utah Valley	6-5	W	Columbia
2/24	Utah Valley	10-3	W	Columbia
2/26	Appalachian St.	3-1	W	Columbia
3/1	Clemson	5-4	W	Clemson
3/2	Clemson	5-11	L	Greenville
3/3	Clemson	14-3	W	Columbia
3/5	The Citadel	9-0	W	Columbia
3/6	Gardner-Webb	2-10	L	Columbia
3/8	Valparaiso	9-2	W	Columbia
3/9	Valparaiso	3-2	W	Columbia
3/10	Valparaiso	12-6	W	Columbia
3/12	The Citadel	10-9	W	Charleston
3/15	Georgia	1-6	L#	Columbia
3/16	Georgia	7-8	L#	Columbia
3/17	Georgia	2-4	L#	Columbia
3/19	Furman	12-7	W	Greenville
3/22	Tennessee	5-15	L#	Knoxville
3/23	Tennessee	3-2	W#	Knoxville
3/24	Tennessee	3-6	L#	Knoxville
3/26	N.C. A&T	0-2	L	Columbia
3/29	Auburn	2-4	L#	Columbia
3/30	Auburn	4-0	W#	Columbia
3/31	Auburn	5-7	L#	Columbia
4/2	N.C. State	10-8	W	Charlotte
4/5	Alabama	0-9	L#	Tuscaloosa
4/5	Alabama	1-4	L#	Tuscaloosa
4/6	Alabama	5-4 (12)	W#	Tuscaloosa
4/9	Charlotte	5-4	W	Columbia
4/11	Florida	5-9	L#	Gainesville
4/12	Florida	6-3	W#	Gainesville
4/13	Florida	4-6	L#	Gainesville
4/16	North Carolina	5-2	W	Charlotte
4/18	Texas A&M	2-8	L#	Columbia
4/20	Texas A&M	3-2 (7)	W#	Columbia
4/20	Texas A&M	3-6 (7)	L#	Columbia
4/23	Charleston So.	10-3	W	N. Augusta
4/26	Missouri	2-5	L#	Columbia, Mo.
4/27	Missouri	0-11	L#	Columbia, Mo.
4/28	Missouri	7-9 (7)	L#	Columbia, Mo.
5/3	Vanderbilt	11-22	L#	Columbia
5/5	Vanderbilt	3-9 (7)	L#	Columbia
5/5	Vanderbilt	2-6 (7)	L#	Columbia
5/8	Furman	4-7	L	Columbia
5/10	Kentucky	5-4	W#	Columbia
5/11	Kentucky	11-3	W#	Columbia
5/12	Kentucky	2-6	L#	Columbia
5/14	USC Upstate	1-0	W	Columbia
5/16	Mississippi St.	7-24	L#	Starkville
5/17	Mississippi St.	2-11	L#	Starkville
5/18	Mississippi St.	10-8	W#	Starkville
5/21	LSU	6-8	L*	Hoover

— Southeastern Conference Game

* — Southeastern Conference Tournament Game

2020 (12-4; Runs 111, Opp. 49)

Coach: Mark Kingston

Date	Opponent	Score	WLT	Site
2/14	Holy Cross	10-0	W	Columbia
2/15	Holy Cross	9-4	W	Columbia
2/16	Holy Cross	5-0 (5)	W	Columbia
2/19	Presbyterian	14-3	W	Columbia
2/21	Northwestern2-5	(10)	L	Columbia
2/22	Northwestern	12-3	W	Columbia
2/23	Northwestern3-4	(10)	L	Columbia
2/25	North Florida	6-5	W	Columbia
2/28	Clemson	1-7	L	Columbia
2/29	Clemson	8-5	W	Segra Park
3/1	Clemson	2-5	L	Clemson
3/3	Furman	3-1 (12)	W	Greenville
3/6	Cornell	10-2	W	Columbia
3/7	Cornell	10-3	W	Columbia
3/8	Cornell	6-1	W	Columbia
3/10	The Citadel	10-1	W	Columbia

The Gamecocks played 16 games due to the coronavirus pandemic

2021 (34-23; 16-14 SEC Runs 319, Opp. 245)

Coach: Mark Kingston

Date	Opponent	Score	WLT	Site
2/19	Dayton	12-1	W	Columbia
2/20	Dayton	12-5	W	Columbia
2/21	Dayton	5-1	W	Columbia
2/23	Winthrop	12-4	W	Columbia
2/27	Clemson	3-2 (11)	W	Greenville
2/28	Clemson	8-7	W	Columbia
3/2	Winthrop	19-8	W	Rock Hill
3/5	Mercer	5-1	W	Columbia
3/6	Mercer	4-0	W	Columbia
3/7	Mercer	1-0	W	Columbia
3/10	The Citadel	11-7	W	Charleston
3/12	Texas	1-4	L	Austin
3/13	Texas	0-3	L	Austin
3/14	Texas	5-8	L	Austin
3/17	Davidson	4-9	L	Columbia
3/19	Vanderbilt	2-3#	L	Nashville
3/20	Vanderbilt	0-5#	L	Nashville
3/21	Vanderbilt	6-5#	W	Nashville
3/23	The Citadel	8-3	W	Columbia
3/26	Florida	9-8 (14)#	W	Columbia
3/27	Florida	4-1#	W	Columbia
3/28	Florida	8-5#	W	Columbia
3/30	Gardner-Webb	9-4	W	Columbia
4/2	Georgia	3-5#	L	Athens
4/3	Georgia	13-7#	W	Athens
4/4	Georgia	5-1#	W	Athens
4/6	North Carolina2-3	(10)	L	Charlotte
4/9	Missouri	2-7#	L	Columbia, S.C.
4/10	Missouri	11-1#	W	Columbia, S.C.
4/11	Missouri	13-4#	W	Columbia, S.C.
4/13	Charleston So.	9-0	W	Columbia
4/15	LSU	1-5#	L	Baton Rouge
4/17	LSU	4-2 (7)#	W	Baton Rouge
4/17	LSU	9-0 (7)#	W	Baton Rouge
4/22	Arkansas	1-6#	L	Columbia
4/23	Arkansas	6-2#	W	Columbia
4/23	Arkansas	1-5#	L	Columbia
4/27	The Citadel	9-5	W	Columbia
4/30	Ole Miss	1-5#	L	Oxford
5/1	Ole Miss	3-7#	L	Oxford
5/1	Ole Miss	4-6#	L	Oxford
5/5	North Florida	7-6	W	Columbia
5/7	Mississippi St.	0-9#	L	Columbia
5/8	Mississippi St.	6-9#	L	Columbia
5/9	Mississippi St.4-3	(11)#	W	Columbia
5/11	Clemson	2-7	L	Clemson
5/14	Kentucky	12-6#	W	Lexington
5/15	Kentucky	9-0#	W	Lexington
5/16	Kentucky	11-6#	W	Lexington
5/18	App State	2-0	W	Columbia
5/20	Tennessee	4-10#	L	Columbia
5/21	Tennessee	3-2#	W	Columbia
5/22	Tennessee	4-5#	L	Columbia
5/25	Alabama	3-9*	L	Hoover
6/4	Virginia	4-3\$	W	Columbia
6/5	Old Dominion	1-2\$	L	Columbia
6/6	Virginia	2-3\$	L	Columbia

— Southeastern Conference Game

* — Southeastern Conference Tournament Game

\$ — NCAA Regional

A • A • A

Abbott, Lawrence 1935
 Adams, Brian 1994-1995
 Adams, Chris 1991-92
 Adams, Eddie 1978
 Adams, John 2004
 Adams, Mike 1990-91
 Adams, Milton 1913-14-15-16
 Adams, Pat 1921-24-25
 Adams, Red 1925-26-28
 Adams, Tiger 1944-45
 Adkins, Adrian 1988
 Adler, Tony 2001-02
 Aiken, J. H. 1902-03-04
 Aleffer, Al 1944
 Aldrich, Charlie 1985-86-87
 Allen, Brady 2019-21
 Allen, Gus 1919
 Allen, Gus 1949-50-51
 Allen, Neil 1943
 Alexander, Clay 1934-35-36
 Alexander, Wilson 1947
 Alvarez 1915-16
 Anderson, Billy (Butch) 1968-69-70-71
 Anderson, DeSean 2011
 Anderson, Kent 1982-83-84
 Anderson, Kyle 2016
 Anderson, Walker 1949-50
 Andrews, Red 1946-47
 Angiolini, Tim 1998-99
 Arbingner, Jason 1996
 Arendas, DC 2013-14-15-16
 Ashmore, Austin 2010
 Ashton 1906
 Askins, Hal 1935
 Atwood, Will 2006-07-08
 Aycock, Calhoun 1941

B • B • B

Babel, Jeb 1981-82
 Badolato, Jim 1993-94
 Bailey, Scott 1986-87-88
 Baker 1923
 Baker, Jared 1990-91-92
 Baksh, Ray 1993-94-95
 Bangs, Parker 2008-09-10
 Barbaro, Jesse 2009
 Barber, Scott 1998-99-2000
 Barfield, Howard 1970-71
 Bargiacchi, Fred 1948
 Barkley, Rick 1972-73
 Barksdale, Bruce 1914-15-16
 Barksdale, Carl 1911
 Barnett, Al 1964-65
 Barns, Jeff 1985-86-87
 Baroody, Mac 1997
 Barron, C. H. 1899
 Barron, Red 1925
 Bascuas, Ernie 2000
 Bass, Earl 1972-74-75
 Bates, Jeff 1917
 Bates, Nick 1999
 Bauer, Peter 1998-99-2000
 Baxter, Dick 1938-39-40
 Baynham, Brett 1978-79-80-81
 Beal, Evan 2012-13-14
 Beall, Julian 1930
 Beall, Ted 1918
 Beam, George 1970-71-72-73
 Beamon, Nick 1987
 Beamon, Jonah 2019
 Beary, Robert 2010-11
 Beatson, Brian 1987-88-89-90
 Beaumont, Chuck 1995
 Belcher, Nolan 2009-10-12-13
 Belk, Jukey 1922-23
 Bell, Gary 2001-02
 Belser, Irvine 1909-10
 Belser, J.E. 1901-02-03-04
 Belser, Richie Hugh 1905-06-07-08
 Bennett, Jaret 2021
 Bennett, T.J. 1900
 Berlin, Henry 1947-49
 Bernstein, Russ 1944
 Berry, A.L. 1897-99
 Berryhill, Luke 2019
 Beverly, Forrest 2003-05-06-07
 Biernat, Joe 1992-93
 Blackmon, Bill 1944
 Blackwell, Chad 2004
 Blair, Horace 1933-34-35
 Blair, Danny 2016-17-18

Blair, Roy 1931-32-33
 Bledsoe, Ross 1980
 Blewett 1903-05
 Blount, Alston 1920
 Blume, Bill 1944-45
 Boatwright, W.H. 1924
 Boatwright, Mark 1979-80
 Boineau, Ed (Bru) 1930-31
 Boley, Steve 1984-85-86
 Bolton, Eddie 1969-70
 Bondurant, Steven 2000-01-02-03
 Bono, Chris 2001
 Boozer 1912-13
 Bordenick, Ryan 1995-96-97-98
 Bosnic, Julian 2021
 Bouknight, Kip 1998-99-2000-01
 Boulware, Herbert 1906
 Bowen 1918
 Bowers, Colie 2016-17
 Boyd, Bill 1926-27
 Boyle, Chris 1981-82-83-84
 Boylston, Donnie 1925
 Brabham, P.E. 1925
 Bradley Jr., Jackie 2009-10-11
 Brainard, Roger 1987-88
 Branham, Donnie 1971-72-73-75
 Bravo, Rico 1999-2000-02-03
 Bray, Steven 1997
 Brazell, Carl 1953-54-55
 Brems, Dutch 1945
 Arendas, DC 2013-14-15-16
 Brewer, Joel 2019
 Brice, J. 1897
 Brice, Tom 1923
 Bricker, Mike 1987-88-89-90
 Bride, Jonah 2016-17-18
 Bridges, Bobby 1959
 Bridges, Sawyer 2017-18-19
 Bringham, Bill 1930-31
 Bright, Connor 2012-13-14-15
 Britt, Curt 2013-14
 Brockington, Paul 1938-39-40
 Brodzinski, Greg 2011
 Brogdon, Clint 1934-35-36
 Brooker, A.H. 1897-98-99-1900
 Brooker, L.C. 1903-04-05
 Brooker, N.W. 1897
 Brooker, R.F. 1899
 Brooks, David 1996
 Broome, Stephen 2003
 Brotherton, Howard 1965
 Brown, Ansel (Jackie) 1970
 Brown, Bill 1936
 Brown, Charles 1907
 Brown, Chris 2005-06
 Brown, Chuck 1935
 Brown, George 1917
 Brown, Hardin 1987-88-89
 Brown, Jay 2007-09-10
 Brown, John Willis 1934-35-36
 Brown, Kyle 2006
 Brown, Roger 1959-60-61
 Brown, Sheldon 2001
 Browning, Buck 1916-17
 Bryant, Bobby 1965-66-67
 Buckner, Billy 2004
 Bullock, Red 1921
 Burgess, Colin 2021
 Burgess, Lee 1987
 Burke, Kevin 1982
 Burke, Sam 1926-27
 Burkhalter, L.L. 1897
 Burney, Will 1907
 Burns, John 1937-38-39
 Burns, L. 1906
 Burrell, Alex 2008-10-11
 Buscher, Brian 2002-03
 Byrd, Francis 1919
 Byrd, Sam 1947

C • C • C

Cafe', Sadry 2003
 Calcutt 1922
 Caldwell, Buddy 1968-69-70-71
 Caldwell, Elliott 2014-15
 Callil, George 2019-21
 Calvert, Mark 1980-81-82-83
 Camp, Bill 1948-49-50-51
 Campbell, Matt 2002-03-04
 Campbell, Michael 2003-04-05-06
 Campbell, Noah 2018-19
 Cardwell, Joe 1988-89

Cargill, Doug 1966
 Carlos, Jay 1997
 Carpenter, Pete 1971-72
 Carraway, Rod 1980-81
 Carroll 1909
 Carson, Shon 2013
 Carter, Chris 2001
 Carter, Ethan 2010
 Carter, Garrett 1985-86-87-88
 Cartwright, George 1908
 Carwile, R.E. 1899-1900-01
 Cash, Bill 1967-68-69
 Cash, David 2004
 Caskey, Mike 1954
 Casey, Will 2008-09-11
 Causey, Toots 1924-25
 Celek, Brison 2010-12-13-14
 Chakales, Jamie 1975-76-77-78
 Chambliss, John Paul 1965
 Chandler, C. 1917
 Chandler, Dick 1916-17
 Chandler, S.R. 1920
 Chandler, Walter 1927-28-29
 Chapman, Logan 2018
 Chapman, Ridge 2018
 Chastain, Billy 1989
 Chester, Eddie 1965-66-67
 Childs, L.D. 1901-02
 Chinnes, Lloyd 1948-49-50
 Choate, Drew 1971-72-73-74
 Christian, Ahmad 2013
 Christopher, Reggie 1963-64
 Churchich, Jeff 1985-86
 Churchwell, Donnie 1969-70-71
 Cino, Connor 2021
 Cisco, Mike 2006-07-08
 Claffey, Joe 1945
 Clark, G.T. 1946
 Clark, L.N. (Monk) 1927-28
 Clark, Tom 1950
 Clarke, Sumpter 1915-16-17-18
 Clarke, Wes 2019-21
 Clary, Ed 1937-38-39
 Clary, Wilburn 1935-36-37
 Clay 1903-05
 Cogburn, W.C. (Red) 1901-02-04
 Coker, Donald 1955
 Coker, Robby 1983-84
 Coleman, John 1962-63-64
 Collins, Clint 1998-99-2000
 Commander 1908
 Cone, Gene 2014-15-16
 Conrad 1918
 Clemmons 1920
 Cloyd 1920
 Cook, Mike 1983-84-85
 Cook, Steve 1975-76
 Cooley, John 1954-55-56
 Cooper, Bill 1927-28-29
 Cooper, Blake 2007-08-09-10
 Cooper, W.A. 1900
 Cope, Alfred (Whitey) 1938
 Corigliano, Pete 1968-69
 Corley, Dave 1963-64-65
 Correll, Ernie 1931-32-33
 Cortes, Carlos 2017-18
 Costen, TJ 2012-13
 Costner, Jordan 2007-08-09
 Couch, Jack 1946-47-48-49
 Coutlangus, Jon 2002-03
 Covington 1911
 Cox, Jimmy 1952-53-54
 Cox, Tommy 1945-46
 Coyne, Parker 2018-19-21
 Craig, Jim 1957-58-59
 Crapps, Ronnie 1976-77-78-79
 Crawford, George 1940-41
 Crawford, Quincy 1947
 Cribb, Keith 1947-48-49
 Crisp, Adam 2007-08
 Crisp, Andrew 2006-07-08-09
 Cromer, Burke 1989-90-91-92
 Cromer, D.T. 1990-91-92
 Cromer, Mike 1974-75
 Cromer, Tripp 1987-88-89
 Cropper, Canaan 2015-16
 Cross, Bob 1955-56
 Crowe, Wil 2014-15-17
 Cruse, Andrew 2005-06
 Cullen, Chris 2016-17-18-19
 Curl, Jim 1978-79-80-81
 Currie, Brian 1985-86-87
 Curry, Mike 1996-97-98

D • D • D

DeBoer, Rob 1991-92-93-94
 Dees, Brennan 2000
 Demario, Angelo 1941
 Demurias, Eddy 2018
 Desportes, U.G. 1908
 Destino, Alex 2015-16-17
 Destino, Frank 1958
 Dezenzo, Mike 1992-93-94-95
 Diaz, Chris 1993-94-95
 Dick, Anthony 1923
 Dickert, L.C. 1925
 Dickson, 1903-04-05
 Dietz, Emmett 1952
 Disher, Phil 2005-06-07-08
 Donald, Cliff 2002-03-04-05
 Donald, Jerry 1957-58
 Donelan, Bill 1930
 Dour, Craig 1994-95-96-97
 Driver, Everett 1945-46
 DuBose, Pierce 1912
 DuBose, Theodore 1906
 Duckett, Fred 1951-52-53
 Duckworth 1917
 Dunham, Earl 1941-42-43
 Dunlap, Dinnie 1964-65
 Durham, Earl (Big) 1937-38
 Durham, Lit 1937
 Dusenbury, Barney 1948-49
 Duval 1903-04
 Dyson, Sam 2008-09-10
 Dyson, Trey 1999-2000-01-02

E • E • E

Eaddy, 1925
 Eargle, Guy (Bugsy) 1968
 Earhart, Griff 1959-60-61
 Easterling, Jeff 1992-93
 Ebert, Nick 2009-10
 Edens, H.H. (Hap) 1929-30-31
 Edens, Welsner 1913-14
 Edmunds, Harry 1895-96-97
 Edwards, Brian 1961
 Edwards, Ray 1929
 Edwards, Sean 1993-94
 Edwards, Van 1937
 Edwins 1921
 Ellenburg, Bob 1959-60
 Ellerbe, Frank 1953-54-55-56
 Elzey 1916
 Elliott, Roger 1964
 Ellis, Fred 1936
 Enders, Kyle 2007-08-09-10
 English, Jacob 2019
 English, Tanner 2012-13-14
 Epps, George 1960-61-62
 Erbaugh, Larry 1969-70-71-72
 Erwin 1923
 Evans, J.G. 1899
 Evans, Ray 1917-18-19-20
 Evans, Les 1964-65-66
 Evans, Rocky 2002
 Evans, Ronnie 1967-68
 Evans, Sean 1991
 Evans, Steve 1921
 Evatt, Red 1940
 Everett, Adam 1997-98
 Eyster, Andrew 2019-21

F • F • F

Fair 1908
 Fair, Mike 1966-67-68
 Faircloth, Grady 1950-51
 Fant, John 1903-04-05
 Farnsworth, John 1961-62-63
 Farotto, Alex 2006-07-08-09
 Farr, Jim 1926-27-28
 Farr, Thomas 2021
 Farquharson, Etienne 1979-80
 Fears 1944
 Felder, William 1900-01-02
 Fetner, Red 1944-45
 Fetner, Ted 1962-63
 Fields, Brandon 2021
 Fillingim, Van Earl 1941-42
 Fiori, Vince 2013-14-15-16
 Finley, Art 1981-82-83
 Fisher, Jim 1949-50
 Fisher, Pete 1983-84
 Fisher, Ward 1956-57
 Fleming, Jim 1973-74-75-76
 Fletcher, Jason 2004-05
 Flint, Christian 2017
 Flowers 1915-16

Floyd, Haynie 1951-52
 Floyd, Michael 2001
 Floyd, Terry 1968-69
 Ford, Eddie 1972-73-74
 Fort 1914
 Foster 1930
 Fountain, Dick 1945-46
 Fox, Neil 1981-82-83-84
 Foxworth, W.H. 1910
 Fraser, Jimmy 1951-52
 Frick, Buddy 1955
 Fridele, Joey 2005
 Frierson, Bill 1956
 Frye, Jerry; 1959
 Fulmer, Ronnie 1969-70-71
 Funderburke, Marion 1958

G • G • G

Gaalema, Hal 1978-79
 Gage, T.M. 1912
 Galloway, Bennett 1993-94
 Gambrell, John 1971-72-73-74
 Ganopulos, Cole 2019
 Gant 1903-05
 Gardiner, Nick 2003-04
 Garland, H.C. 1907
 George, Mel 1942
 Gibbs, James 1906-07-08
 Gibson, Claude 1908-09-10
 Gibson, J. Heyward 1903-05
 Gibson, Thomas 1909-10
 Giesler, Neil 2005-06
 Gilland, Dan 1904-05
 Gilland, Luke 1900-01-02-03
 Gilray, Chris 1988
 Gilreath, John 2018-19-21
 Gleason, H.H. (Whitey) 1944
 Gmitter, Joe 1989-90
 Goddard, Craig 1988-89
 Godshall, Lefty 1926-27-28
 Godwin, Nick 2007-08
 Gonce, Garris 2001-02
 Good, Jim 1935-36-37
 Goodlake, E.E. 1945
 Gordon, Don 1980-81-82
 Gore, Jordan 2014-15
 Graham, Albert 1924
 Gramling, Johnny 1952
 Grant 1914
 Grantz, Jeff 1973-74-75-76
 Grasso, Eddie 1961-62
 Graydon, Clint 1910
 Graydon, William 1914
 Green, Charles 1913-14
 Greenfield, Bob 1939-40
 Greenwood, Jared 2002-03
 Gregg, Davy 2003-04-05
 Gregory, John 2003-04-05-06
 Greiner, Grayson 2012-13-14
 Greiner, Hoke 1962-63-64
 Gresham, 1909
 Gressette, Marion 1921-22-23
 Gressette, Tatum 1922
 Grich, Rich 1963-64-65
 Griner, Joe 1945
 Grinestaff, Robbie 2006-7
 Gronkiewicz, Lee 1999-2000-01
 Gross, J. 1927
 Grosvenor, Ross 2016-17
 Groves, Roger 1959-60
 Grugan, Joe 1939-40-41
 Gugino, Mark 1992-93-94
 Gunter, Guy 1901-02-03-04

H • H • H

Hadden, Randy 1999
 Hagan, Harold (Bo) 1947-49-50
 Hagood 1918
 Halsall, Walter (Mouse) 1943
 Hambright, Fred 1932-33-34
 Hamilton, Harry 1933-34
 Hamlin 1906
 Hancock, Garry 1975
 Haney, Bobby 2009-10
 Hardee, Joey 1987
 Hardwick, Sean 1990-91-92
 Harley, Bill 1930-31-32
 Harley, Dylan 2019
 Harper, Bryan 2011
 Harper, Charles 1909-10
 Harrington, Patrick 2012-13-14-15
 Harris, J.B. 1899
 Harris, Justin 2002-03

Harvey, Brantley 1920-21
 Harvin, Will (Red) 1947
 Harwas, Oliver 1996
 Haswell, Tyler 2015-16-17
 Hatcher, Wade 1982-84
 Havens, Reese 2006-07-08
 Havird, Oliver 1909-10
 Haynie, Jason 1993-94-95-96
 Heckle, Billy 1971-72
 Heinrich, Jeff 2021
 Heise, Harvey 1981-82-83-84
 Hembree, Heath 2008
 Hempy, Arik 2004-05-07
 Henderson, Dana 1933-34-35
 Henderson, E.H. 1907
 Hendon 1944
 Henson, J.B.(Pinhead) 1937-39-40
 Henson, Lucian 1937-38-39
 Herbert 1909
 Hernandez, Chris 2002-03
 Hernandez, Larry 1982-83
 Heyward, Barnwell 1905-06-07
 Heyward, Daniel 1914
 Hicks, N.B. (Swetto) 1930-31-32
 Hightower, Erienne 1996-97
 Hill, Adam 2016-17-18
 Hill, Eddie 1970-71-72-73
 Hilliard, Alan 1970-71-72-73
 Hinkel, John 1974-75-76-77
 Hinson, Gage 2019
 Hinson, Kevin 1993-94
 Hoff, Eddie 1997-98
 Hofferth, Tom 1952-53-54
 Hogan, Riley 2017-18
 Holladay, Jordan 2019
 Holland, Bill 1922-23-24
 Holler, Ed (Punky) 1961-62
 Holliday, Carlyle 1941-42
 Hollins, Dave 1985-86-87
 Hollins, Paul 1978-79-80-81
 Holmes, Colby 2010-11-12-13
 Honeycutt, Harris 2004-06-07
 Hopkins, TJ 2016-17-18-19
 Hopper, Justin 2008-09
 Horton, Ernest 1915-16-17
 Horton, Tack 1921
 Hoshour, Chad 1996-97
 Houston, Phil 1969-70-71-72
 Howell, Pepper 1946
 Hoxit, Truman 1940-41-42
 Hucks, Brian 1994-95-96
 Hughes, R.O. 1955
 Hughes, Tex 1945
 Hunt, Jarred 1999
 Hurst, Cheyne 2006-07
 Hutchens, Hal 1976-77-78-79
 Hyman, Waldo 1941-42
 Hymson, June 1939-40-41

I • I • I

Iller, Wes 1995
 Ingram, Bill 1949
 Insana, Jim 1976
 Irby, Pierce 1905-06-07
 Iskenderian, George 2013

J • J • J

Jackson, A.P. 1925-27
 Jacobsen, Kyle 2018
 James, Bernard 1935-36-37
 James, Charles (Foots) 1945
 James, William 1908
 Janowicz, Nate 1999-2000
 Jarrett, Jim 1953-54-55-56
 Jasciewicz, Alex 1924
 Jeffcoat, Bryon 1998-99-2000-01
 Jeffords, Bill 1923-24-25-26
 Jeffords, Jeff 2005-06-07
 Jenkins, Bill 1931-32-33
 Jenkins, Glenn 1984-85
 Jenkins, Ian 2019
 Jenkins, Lewis 1985-86
 Jewell, Larry 1955-56-57
 Jodie, Brett 1996-97-98
 Johnson, Allen 1973-74
 Johnson, Curtis 2007-08-09
 Johnson, Dietrich 1994
 Johnson, Jerry 1963-64
 Johnson, Joe 1943
 Johnson, Mike 1971-72-73-74
 Johnson, Preston 2015
 Johnson, Randy 1994
 Johnson, Roy 1936

Johnson, Tyler 2015-16-17
 Johnston, Joe 1948-49
 Jones, Curtis 1957-58-59
 Jones, Demos 1951
 Jones, Dempsey 1906-07-08
 Jones, Dempsey 1950
 Jones, George 1958
 Jones, Jeffery 2009-10
 Jones, John 1962-63
 Jones, John 2016-17
 Jones, Marty 1998
 Jones, R. 1909
 Jones, T. 1910-11
 Jones, Tommy 1969-70
 Jones, Travis 2007
 Jones, Wallie 1967-68-69
 Jonson, Greg 1977-78-79-80
 Jordan, Brannon 2021
 Jordan, Wade 2003
 Joye, Steve 1966
 Joynier 1929

K • K • K

Kalmbach, Lynn 1936-37
 Kanian, Leonard 1940-41
 Keatley, Greg 1975-76
 Kearse, Faber 1923
 Keels, Bo 1929-30-31
 Kelly, Bill 1963
 Kelly, Tripp 1998-99-2000-01
 Kennedy, Dean 1990-91
 Kern, Bob 1920-21-22-23
 Kerr, Robert 1915
 Kerry, Brett 2019-21
 Ketchum, Dave 1956-57-58
 Killian, Keith 1982-83-84-85
 Kimrey, Bill 1975
 Kincaid, James (Blackie) 1950-54
 King, Adron 1949
 King, Benton 1951
 King, David 1973
 King, Steve 1973-75-76-77
 King, Tommy 2004-05
 Kirby, Bryan 1997
 Kirkman 1926
 Kirven, Kay 1942-43
 Kish, Bobby 1979-80-81
 Kish, Mark 1976-77-78-79
 Kite, Red 1945
 Kleinknecht, Bob 1970-71-72-73
 Kline, Trent 2006-07
 Klugh, W.B. 1910
 Knab, Josh 2013
 Kneece, J.J. (Country) 1934-35-36
 Knox, Frankie 1962-63
 Knox, Mic 1998-99
 Koch, Logan 2014-15
 Kohn, August 1918-19
 Kolbert, Steve 1992-93
 Kondro, Brett 1998-99
 Korinek, Kurt 1982
 Koumas, Forrest 2011-12-13
 Kraly, Steve 1979
 Kucharski, Joe 1980-81-82
 Kuldell, Curley 1944

L • L • L

Lail, Harley 2007-08
 Laing, Pat 1969
 Lalor, Conor 2003-05-06
 Lamar, Billy 1926-27-28
 Lamb, Ronnie 1964-65
 Lambert, Andy 2005-06
 Lambert, Jay 1998-99
 Lambert, Scott 1985-86
 Lambright 1920
 LaMotte, Bill 1964-65-66
 Latorre, John (Lip) 1951
 Lance, Gary 1969-70
 Land, Joe 1968-69-70
 Lane, Pete 1947
 Laney 1895
 Landrum, Bill 1978-80
 Landry, Joe 1978-79
 Laneham, Pat 1945
 Lansford, Jimmy 1961-62-63
 Langston, Dan 1912-13-14-15
 Langston, John 1919-20-21-22
 Langston, L.A. 1914-15
 Lasonde, Pat 1971-72
 Lattimore, Bill 1950
 Laval, Buddy 1930-31
 Lavigne, Ray 1974-75

Lawhorne, Ernie 1943
 Lawler, Brian 1989-90-91-92
 Lawson, Graham 2017-18
 Lawton 1917
 Lawrimore, J.B. 1957-58
 Lee, Buddy 1954-55
 Lee, Colby 2017
 Lee, Ricky 1980
 Leech, Jose,ph 1915
 LeHeup, Andy 1973-74-75
 Leitner, John 1941-42
 Lemmon, Murphy 1956-57-58
 Lendenski, Eddie 1985-86
 Leopard, Eddie 1981
 Leviton, Matt 1995
 Lewis, Jim 1976-77
 Lewis, Keith 1987
 Lewis, Rocky 1981-82-83-84
 Lewis, Tim 1973-74-75-76
 Lewis, Will 1988-89-90-91
 Lillard, Joe 1924-25
 Lillo, Phil 1987-88
 Link, Wally 1944
 Linza, Keegan 2008
 Little, D. 1899
 Littlejohn, J.N. 1900
 Livornese, Tony 1969-70
 Lloyd, Daniel 1919-21
 Lomas, Hunter 2018
 Long, Charlie 1947
 Long, J.C. 1924-25
 Long, Johnny 1977-78
 Lowery, Rob 1980-81
 Lowry, Billy 1938-39-40
 Lubert, Dennis 1979-80-81-82
 Luckstone, Tom 1972-73-74-75
 Luczak, Dan 2006
 Lyles, Jimmy 1944-45
 Lynch, Doug 1986-87
 Lynch, Ed 1974-75-76-77
 Lyon, Jack 1938

M • M • M

Mack, DeAngelo 2007-08-09
 Mack, Derrick 1989
 Mack, James 1911
 Mackie, Scott 1982-83-84-85
 MacLane, Tommy 2001
 Madden, Zack 2014
 Magan, Bill 1961
 Magin, Ray 1944-45
 Mahoney, Jack 2021
 Mahoney, Ryan 2004-05
 Mahoney, Sam 2008
 Major 1919
 Makar, Craig 1990
 Malone, A.W. 1900
 Malloy, T.W. 1903-04
 Mapes, Mark 1995-96
 Marchbanks, David 2001-02-03
 Marquardt, John 1978-79
 Marsh, Brent 2005
 Martin, Charlie 1915-16
 Martin, Drew 2006-07
 Martin, Jared 2015
 Martin, Kyle 2012-13-14-15
 Martin, W.C. 1903-05
 Martz, Randy 1977
 Marzilli, Evan 2010-11-12
 Mason 1895
 Mason 1905
 Marzullo, Arnice 1969
 Mata, Jose 2010-11
 Matthews, Adam 2009-10-11-12
 Matusek, Frank 1973-74
 Maxwell, Brock 2014
 Mauro, Bob 1966-67-68
 Mayes 1905
 Maynard, Wally 1992-93-94-95
 McAndrew, Jovi 1989-90
 McBeth, Marcus 1999-2000-01
 McCamie, Zac 2004-05
 McCarthy, Joe 1980-81
 McCarty, Tim 2005
 McCathern, Jack 1962-63-64
 McCord, Toy 1967-68
 McCrady, Shack 1932
 McCravy, Capers 1937-38
 McCutchen, Thomas 1895
 McCutchen, Will 1899
 McDaniel, Trey 2003
 McDonald, Josh 2005
 McDougall, Allie 1932-33
 McGee, Mike 1989-90
 McGhee, John 1899

McHenry, John 2000
 McIlwain, Brandon 2016
 McKay, Douglas 1903-05
 McLaurin, C.H. 1897
 McLean, Chuck 1974-75-76-77
 McMichael, Loveard 1964-65-66
 McMillan, Mark 1983
 McMillan, Tom 1909-10-11-12-13
 McNickle, Trey 2014
 McSween 1911-12
 McTeer 1914
 Meade, Pete 1986-87
 Medlin, Grimes 2009
 Medlin, Wallie 1967-68
 Melillo, Kevin 2002-03-04
 Mendham, David 2021
 Menhart, Dave 1986-87-88
 Merrifield, Whit 2008-09-10
 Messemer, Ray 1978
 Metts, Arthur (Reddy) 1910-11-12-13
 Metzger, John 1989-90
 Meyer, Drew 2000-01-02
 Meyer, Frankie 1924
 Mikell, P.V. 1897
 Mills, John 1911-12-13-14
 Mills, Muddy 1940
 Miller 1921
 Miller, Billy 1925-26-27
 Miller, Billy 1942-43
 Miller, Bobby 1984-85
 Miller, Brandon 2009
 Milone, Brennan 2021
 Mincey, Cody 2014-15
 Mirando, Al 1960
 Mirmow, Eddie 1919
 Mitchell, Allen 1985-86
 Mitchell, Clay 2008
 Mitchell, Jack 1950-51
 Mixon, Tom 1976-78
 Mlodzinski, Carmen 2018-19
 Mobley, Bo 2000
 Moise 1901
 Molnar, Gene 1953-54
 Montgomery, C 1895
 Montgomery, Jordan 2012-13-14
 Moody, Tommy 1970-71-72
 Mooney, Marcus 2014-15-16
 Mooney, Peter 2011
 Moore, Bobby 1964
 Moore, Brent 1994-95-96-97
 Moore, J. Ott 1910-11-12
 Moore, Paul 1903-05
 Moorman 1895
 Morales, Adrian 2010-11
 Morgan, Dan 1959
 Morgan, Reid 2019
 Morhardt, Greg 1982-83-84
 Morris, Cody 2017-18
 Morris, Bill 1993-94
 Morris, Jeff 1985-86
 Moseley 1924
 Moseley, Dick 1963-64-65
 Mosser, Rob 1990-91-92-93
 Munn, John 1933-34-35
 Munson, Logan 2011-12
 Murphy, Bart 1977-78
 Murray, Brandon 2015-16-17
 Murrell, Dave 1965
 Musselwhite, Tyler 2008
 Myers, Donnie 1965
 Myers, Noah 2021

N • N • N

Neff, Steven 2009-10-11
 Nelson, Mark 1985-86-87-88
 Nelson, Shane 1999-2000
 Ness, Richard 1976-77-78-79
 Neville, Nick 2019
 Newhouse, Casey 1995
 Newman, Everett 1959-60-61
 Newman, T.H. 1946
 Newton, F.C. 1916
 Nichols, Lee 1989
 Nicholson, Don 1944
 Nidiffer, Buddy 1956-57-58
 Noble, Bob 1944-45
 Nolan, Hubert 1927-28-29
 Norman, Chris 1984
 Norrell, Carroll 1957-58-59
 Northcutt, Bobby 1964-65
 Norton, Leon 1956-57-58

O • O • O

O'Bryan 1901
 Oglesby, R.C. 1912
 Oliver, Gene 1903-04-05
 Olson, Jacob 2017-18-19
 Ouzts, Bill 1931-32-33
 Ouzts, Kenneth 1934
 Owens, Sam 1910-11-12-13

P • P • P

Pace, Scott 1992-93-94
 Pacitri, Gregg 1995
 Pack, Brandon 2000
 Padgett, Dean 1947
 Pankake, Joey 2012-13-14
 Pankovits, Jim 1974-75-76
 Paris, Steve 1970
 Parke, John 2014-15-17
 Parker 1895
 Parker 1918
 Parker, Bruce 1984
 Parks, Hank 2003-04
 Parler, J.D. 1923-24
 Parmenter, Gary 1983
 Parnell, Jeff 1990-91-92-93
 Parone, Harry 1946-47-48-49
 Parrish, R.L. 1899
 Parrish, Robbie 1974-75-76-77
 Partyka, Frank 1966-67-68
 Patrone, Joe 1939-40-41
 Paxton, Ian 2005-06
 Payne, Erik 2011-12-13
 Pearce, Steve 2004-05
 Pearsall, J.J. 1993-94-95
 Pelham, C.P. 1899-1900
 Pelzer, Wynn 2005-06-07
 Perez, Quinntin 2019
 Perozo, Rex 1984-85
 Perrin, Lewis 1906-07-08
 Perrin, W.B. 1908-09
 Perriut, Olin 1913
 Perry, Mac 1965
 Peters, Andrew 2021
 Peters, Pete 1922-23
 Peters, Yaron 2001-02
 Petoskey, Billy 1970-71-72
 Petty, Archie 1939
 Phillips, Ashley 1939
 Phillips, Keith 1944-45
 Phipps, Jackson 2021
 Pickett, Bayard 1943
 Pike, Weber 2014-15
 Pinkerton, Jim 1946-47-48-49
 Pittman, Jack 1965
 Plaxico, Arthur 1914-15
 Playman, George 1944
 Player, Roy 1941-42
 Plexico, Jeremy 2000
 Plummer, Chris 2000-01
 Poe, Adam 1997-98-99
 Poliakov, Matthew 1932
 Polk, Riley 1985-86
 Pomar, Jason 1996-97-98-99
 Pope, Kyle 2002
 Porter, Jimmie 1919-20-21-22-23
 Porter, Jimmie 1929-30-31
 Posey, Sammy (Rube) 1905
 Poston 1925
 Poston, Jamie 1997-98-99-2000
 Powell, Landon 2001-02-03-04
 Pratt, Rich 1990-91-92-93
 Price, Brett 1999-2000-01
 Price, Larry 1982-83-84-85
 Price, Matt 2010-11-12
 Pridgen, Bill 1952
 Privette, Hunter 2012-14
 Proctor, Louis 1947
 Propst, Jordan 2009-10
 Provey, Colton 2016
 Pudlock, Bruce 1970-71-72-73
 Purdy, Leonard 1923
 Pyne, Mark 1987

Q • Q • Q

Quick, Melvin 1959-60

R • R • R

Radar, Kirby 1949-50
 Ramsey, Bob 1957-58
 Rast, Ed 1954
 Ratledge, Jonathan 2006
 Ravan, Steve 1965-66
 Rawl, Aaron 2002-03-04-05

Rawl, Otis 1951-52-53
 Rawls, James 2009
 Ready, Roger 1949
 Reagan, Josh 2014-15-16-17
 Reames, Jay 1994
 Reaves, H.A. 1925-26-27
 Reece, Cleon 1957-58-59
 Reed, Casey 1983-84-85-86
 Reed, Richard 1904-05
 Reeves, Dan 1964
 Reeves, Zach 2003-04
 Reid, Buzzy 1966
 Reinhold, Steven 2004-05-06-07
 Reitmeier, Billy 1967-68-69
 Rembert, Henry 1906-07-08-09
 Repsher, Don 1974-75-76-77
 Revan, Jimmy 2010
 Reynolds, Jason 1995
 Reynolds, Tommy 1932-33
 Reynolds, Tommy 1959
 Rhame, Bebe 1949-50
 Rhame, Lee 1923-24
 Rhea, Ken 1962-63
 Rhino, Tim 1982
 Rhoden, Graham 1939-40-41
 Richards, James P. 1920-21-22
 Richards, "Liberty Hill" 1914-15
 Richards, Porter 1931-32
 Richardson, Roger 1983
 Richbourg, J.A. 1897
 Richey, Rodney 1986-87
 Riddle, Matt 2000-01-02-03
 Rickett, Sandy 1989-90
 Ridgik, Mark 1982
 Riggins, Lefty 1926-28-29
 Rinehart, Rob 1984-85
 Rios, Marcos 1999-2000
 Ripley, Rip 1946
 Ritch, Paul 1927-28
 Rivers, Dean 1948-49
 Rizzuto, Phil 1976
 Robbins, Bob 1933-34
 Roberts, Brian 1999
 Roberts, Johnny 1945
 Robinson, Bobby 1960-61-62
 Robinson, Gene 1938-39-40
 Robinson, Melvin(Bo)1970-71-72-73
 Robinson, Michael 2021
 Rodgers, Randy 1978-79
 Rodriguez, Jose 2008
 Rogers, Bill 1925-26-27
 Rogers, Bobby 1949-50-51
 Rogers, Chandler 1927-28
 Rogers, John (Jeep) 1942
 Rogers, Robby 1972-73-74
 Rollings, Bob 1967
 Rollins, Allen 1931
 Rollins, Heath 2004
 Roof, Jimmy 1957-58-59
 Rose, Ted 1993-94
 Rosefield, Ken 1957-58-59
 Rosenberg, Dante 2012-13
 Roskie, Ken 1941-42
 Ross, Craig, 1993-94
 Ross, Jason 2002
 Roth, Michael 2009-10-11-12
 Rowntree, Brian 1988-89
 Row, Justin 2017-18
 Royal, Richard 2008-10
 Rudisill, Bill 1913-14
 Rudisill, Fred 1914
 Rudolph, Chuck 1944-45-46
 Ruehr, Fred 1902
 Ruff, Laney 1961-62-63
 Rush, George 1990-91
 Rushing, Greg 1994-95

S • S • S

Saccone, Michael 1996
 Sadler 1911
 Saiko, Graham 2013
 Salley, Kenneth 1926-27-28
 Sanders, Country 1921-22-23
 Sanders, Will 2021
 Satterfield, Alex 2013
 Satterfield, Joe 2021
 Sawyer, Clint 1985-86
 Scarpa, Dan 1965-66-67
 Schacte 1916
 Schmidt, Clarke 2015-16-17
 Schrock, Max 2013-14-15
 Scolamiero, Clark 2015-16
 Scott 1927
 Scott, Aaron 1978-79

Scott, Mitchell 1947-48-50
 Scott, Reed 2014-15-16-17
 Scott, Scotty 1926-27-28
 Seaborn, Cole 1916-17-18-20
 Seaton, Tim 2002-03
 Seddon, Joel, 2012-13-14
 Seoane, Charlie 1988
 Seiderman, S.C. (Si) 1926
 Sexton, Patrick 1996-98
 Shand, Monroe 1900
 Shaw 1943
 Shaw, H.B. 1910
 Shea, Jimmy 1954
 Shea, Walt 1948-49-50-51
 Sheluch 1925
 Shepherd, Jerry 1991-92
 Sherer, Frank 1947-48-49-50
 Shook, TJ 2018-19
 Shore, Bunky 1956-58-60
 Shuler, John 1913-14
 Shull, Ken 1972-73-74
 Siau, Dan 1986
 Sightler, Josiah 2019-21
 Sikes, Eddie 1930-31
 Simmons, John 1981
 Simpson, Charles 1906-07-08-09
 Simpson, F.W. 1910
 Simrill, Frank 1916-17
 Sims, Chad 1989
 Sims, Cy 1915-16-17
 Sims, Lana 1916-17-18
 Siopes, Mike 1987-88
 Sisk, Mike 1972-74
 Sizemore, W.C. 1920
 Skalangya, Johnny 1944-45-46
 Skinner, Rube 1919
 Small, David 1974-75-76-77
 Small, Hank 1972-73-74-75
 Small, Martin 1979-80-81
 Smith, 1915
 Smith, Bobby 1924-25-26
 Smith, Bobby 1961-62
 Smith, Claude 1911-12
 Smith, D.J. 2004
 Smith Demetric 1999-2002-03
 Smith, Hyde 1919
 Smith, Jimbo 1968-69-70
 Smith, Larry 1951
 Smith, Lewis 1907-08-09
 Smith, Sydney 1902-03
 Smith, Thomas 1928-29-30
 Smoak, Justin 2006-07-08
 Smyth, Dave 1986-87
 Snipes 1916
 Snipes, Rock 1922-23-24
 Snoddy, Fred 1943-47
 Songini, Mike 1987-88
 Spahr 1896
 Spahr, H.L. 1900-01-02
 Speer, Tyler 1997
 Spigner, Chris 1999-2000-01-02
 Spires, Tony 1988-89
 Spotts, Al 1952-53-54
 St. Laurent, Jim 1983-84
 Stamey, Craig 1987-88
 Stamper, John 2001
 Stanley, Don 1968-69-70
 Stanley, Mark 2003-04-05
 Stanton, Eric 1996-97-98
 Stark, Marcus 1941-42
 Steagall, Collin 2015
 Stegall, Randy 1994-95
 Stein, Andy 1990-91
 Stephens, Billy 1951-52
 Stephens, Charles (Rusty) 1949
 Stephenson, Charlie 1948-49-50-51
 Stoddard, Bob 1927-28-29
 Stoddard, Hugh 1929-30
 Stokes, Ernie 1935
 Stokes, Johnny 1950-51-52
 Stokes, Madison 2015-16-17-18
 Stokes, Pete 1956-57-58
 Stokes, Stacy 1991-92-93-94
 Stokes, Tom 1990-91
 Stone, Jerry 1960
 Stoney, A. Burnet 1914-15
 Stoops, Jim 1992-93-94-95
 Streater, Mason 2018
 Streicher, Rob 1996-97
 Strickland, Mickey 1960
 Strong, Scotty 1995
 Stroud, Heber (Rock) 1938-39-40
 Sullivan, John 1981-82-83-84
 Sullivan, Patrick 2010-11-12-13

Suttle, A.B. 1944
 Sweatt, Wesley 2019-21
 Swindell, Jeff 1982
 Swink, Marion 1924-25-26
 Swink, William 1925-26-27-28
 Swygert, Bud 1959-60-61
 Swygert, John 1906
 Sykes, John 1947-48-49-50
 Szakacsi, John (Cy) 1948-49-50
 Szejwbka, Ryan 1994-95-96-97

T • T • T

Tabor, Lewis 1936-37-38
 Tarrer, Bill 1955
 Tarrer, E.T. 1899
 Tarter, Mike 1991-92-93-94
 Tate, Bruce 1941-45-46
 Taylor, Blake 2001-02
 Taylor, Bo 1983-85
 Taylor, George 1895-96-97
 Taylor, Hunter 2015-16-17-18
 Taylor, John 2010-11
 Taylor, Keith 1979-80
 Taylor, Mark 1986-87-88
 Taylor, Walter 1906
 Teal, Isom 1922
 Tedards, J. 1906
 Thaw, Jamey 1980-81-82
 Theusen, Dick 1955-56-58
 Thomas, Brady 2009-10-11
 Thomas, Brett 2021
 Thomas, Craig 2005-07-08
 Thomas, Scott 1974-75-76-77
 Thomas, Skeets 1988-89-90
 Thomas, Steve 2000-01-02
 Thomason, Drake 2012-13
 Thompson 1924
 Thompson 1944
 Thompson, Matt 1996-97
 Thompson, Randy 1991-92
 Thompson-Williams, Dom 2016
 Thrasher, Bill 1944-45
 Threemouse, Matt 1989-91-92-93
 Timmons, Herbert 1920
 Tindall, Bob 1945
 Toalson, Mike 1976-77-78
 Todd, Brandon 2006-08
 Tolbert, LT 2016-17-18
 Tolleson, Steven 2003-04-05
 Tolman, Adam 2002
 Tomlin, Don 1935-36-37
 Tompkins, Bennie 1933
 Tompkins, Freddie 1933
 Tonelli, Joe 1964-65-66
 Toney, C.L. 1917
 Townsend 1911
 Townsend, Scott 1963
 Traynham, Tom 1963
 Tringali, Cam 2019-21
 Triplett, Bryan 2003-04
 Trippett, Bogan 1908-09-10
 Trushheim, D.C. 1944
 Tucker, Chase 2006
 Tufenkjian, Otto 1964-65
 Tunstall, Heyward 1952-53-54-55
 Tunstall, Howard 1952-53-54-55
 Turnball, W.C.R. 1899
 Turner, Damarious 1995
 Twitty, Jeff 1978-79
 Tyler, Guy 1925

U • U • U

Underwood, Bobby 1987-88
 Urbanciz, Don 1968-69
 Urquhart, Derick 1995-96-97-98
 Usher, Jimmy 1958

V • V • V

Valdes-Fauli, Shawn 2006
 Van Bever, Mark 1975-76-77
 Vanderhook Cory 2005
 Vasquez, Jalen 2021
 Vaughan, Archie 1930-31-32
 Vaughn, James(Dinky) 1936
 Vergason, Chase 2012-13
 Verner, Jim 1897-98-99
 Vogel, Matt 2014-15-16

Vollmer, Robby 1979-80-81
 Von Kolnitz, Alfred (Fritz) 1912-13

W • W • W

Waddill, Cornelius 1900-01-02
 Walker 1905
 Walker 1915
 Walker, Christian 2010-11-12
 Walker, Matt 1999
 Wallace, Chisholm 1921-22-23
 Walling, Dave 1940
 Walters, Brandon 1996-97
 Ward, Greg 1972-73-74-75
 Ward, Herb 1967
 Waring, Bob 1916-17-18
 Waring, Clark 1916-17-19
 Waring, George 1915
 Waring, Wingate 1909-10-11
 Waters 1916-17
 Watkins, Brad 1996
 Watkins, William 1906
 Watson 1905
 Watson, Jake 2011
 Watson, Herbert 1932-34
 Watson, Rob 1994-95-96-97
 Watson, Roy 1934-35-36
 Watts, John 1910-11-12-13
 Way, Granville 1945-46-47
 Webb, Braden 2016
 Webb, Tyler 2010-11-12-13
 Webster 1922-24-26
 Webster, Allie 1895-96-97
 Weil, Scott 1996-97
 Weins, CJ 2021
 Welch, Kenny 1988-89
 Welch, Ty 1989-90
 Wells 1915
 Wells, Rube 1951
 Werner, Mike 1982-83
 Wesley, John 2000-02
 Wessinger 1918
 West, Steve 1988
 Westbrook, Price (Wes) 1978-79
 Westmoreland, Adam 2009-11-12-13
 Whetstone, Steven 1999-2000-01-02
 Whaley 1915
 Whatley, Lee 1986-87
 Wheeler, Joe 1921-22-23-24
 White, Brandon 2005
 White, Derek 1982-83-84-85
 White, Guy 1944-45
 White, Lou 1929
 White, Mack 1991-92-93-94
 Whitener, W.C. (Chip) 1911
 Whitfield, Jake 1997
 Whittaker, Tim 1998-1999-2000-01
 Wideberg, Sean 2007-08
 Wideman, James 1910-11
 Widener, Taylor 2014-15-16
 Wilds, Samuel 1903-05-06
 Willard, Jon 2005-06
 Willcox, White 1903-04-05
 Williams, Ben Joe 1937-38-39
 Williams, Brian 1988-89-90
 Williams, Charley 1961-62-63
 Williams, Jake 2011
 Williams, Jared 2016
 Williams, Joe 1937
 Williams, Matt 2015-16-17-18
 Williams, Tom 1977-78-79-80
 Williamson, Hook 1934-35-36
 Willard, Jon 2005-06-07
 Willis, Runt 1946-47
 Willman, Dave 1989-90-91-92
 Wilson 1903
 Wilson, A. 1920
 Wilson, Matt 1998-2000-01-02
 Wilson, Phillip 1982-83
 Wilson, Raymond 1920
 Wilson, Roger (Red) 1947-49
 Wilson, William (Mookie) 1977
 Wimberly, Bob 1926-27-28
 Wimmer, Braylen 2021
 Windus, Mike 1927-28-29
 Wingo, Scott 2008-09-10-11
 Winn, Brendan 2004-05
 Withers, H.H. 1900
 Witt, Tray 1987-88-89
 Wohrman Bill 1953-54-55
 Wojcicki, Larry 1971-72-73-74

Wolf 1912
 Wolf, Grayson 1932-33-34
 Wolfe, Bill 1917-18
 Wolfe, Oliver 1937-38-39
 Womack, Larry 1966-67-68
 Worthington, Al 1973
 Wyche, Cyril 1908-10
 Wyche, Grant 1911
 Wynkoop, Jack 2013-14-15

Y • Y • Y

Yancey, Hogan 1900-01
 Yonce, Walker 1933-34
 Young, Charlie 1988-89-90-91
 Young, Duckett 1928
 Youngblood, E.W. 1925

Z • Z • Z

Zimmerman, Dan 1899-1900
 Zuckerman, George 1938

Kevin Michael Melillo — Born May 14, 1982 at Orlando, Fla. 5-10, 195. Bats left, throws right. Lettered at Carolina 2002-03-04.

Year Club Lea. Pos. G AB R H 2B 3B HR RBI AVG
2007 Oakland A 2B 1 0 0 0 0 0 0 0 .000

Whitley David Merrifield — Born January 24, 1989 at Florence, S.C. 6-0, 195. Bats right, throws right. Lettered at Carolina 2008-09-10.

Year Club Lea. Pos. G AB R H 2B 3B HR RBI AVG
2016 Kansas City A IF-OF 81 311 44 88 22 3 2 29 .283
2017 Kansas City A IF-OF145 587 80 169 32 6 19 78 .288
2018 Kansas City A IF-OF158 632 88 192 43 3 12 60 .304
2019 Kansas City A IF-OF162 681 105 206 41 10 16 74 .302
2020 Kansas City A IF-OF 60 248 38 70 12 0 9 30 .282
2021 Kansas City A IF-OF162 664 97 184 42 3 10 74 .277
Totals 768 3123 452 909 192 25 68 345 .291

Major League Stolen Bases: 2016 (8), 2017 (34), 2018 (45) 2019 (20), 2020 (12), 2021 (40). Total 159.

All-Star Game Record

Year Club Lea. Pos. G AB R H 2B 3B HR RBI AVG
2019 American League 2B 1 2 0 0 0 0 0 .000
2021 American League 2B 1 2 0 0 0 0 0 0 .000

Drew Edward Meyer — Born Aug. 29, 1981 at Charleston, S.C. 5-10, 200. Bats left, throws right. Lettered at Carolina 2000-01-02

Year Club Lea. Pos. G AB R H 2B 3B HR RBI AVG
2006 Texas A INF 5 14 1 3 0 0 0 0 .214

Jordan Blackmon Montgomery — Born Dec. 27, 1992 at Sumter, SC, 6-5, 225. Batted left, threw left. Lettered at Carolina 2012-14

Year Club Lea. G IP W L Pct. H R ER SO BB ERA
2017 New York A 29 155.1 9 7 .563 140 72 67 144 51 3.88
2018 New York A 6 27.1 2 0 1.000 25 11 11 23 12 3.62
2019 New York A 2 4.0 0 0 .000 7 3 3 5 0 6.75
2020 New York A 10 44.0 2 3 .400 48 27 25 47 9 5.11
2021 New York A 30 157.1 6 7 .462 150 73 67 162 51 3.83
Totals 77 388.0 19 17 .528 370 186 173 381 123 4.01

Division Series Record

Year Club Lea. G IP W L Pct. H R ER SO BB ERA
2020 New York A 1 4.0 0 0 .000 3 1 1 4 3 2.25

James Franklin (Jim) Pankovits — Born Aug. 6, 1955 at Richmond, Va., 5-10, 197. Batted right, threw right. Lettered at Carolina 1974-75-76.

Year Club Lea. Pos. G AB R H 2B 3B HR RBI AVG
1984 Houston N 2B-SS 53 81 6 23 7 0 1 14 .284
1985 Houston N IF-OF 75 172 24 42 3 0 4 14 .244
1986 Houston N IF-OF 70 113 12 32 6 1 1 7 .283
1987 Houston N 2B-OF 50 61 7 14 2 0 1 8 .230
1988 Houston N 2B-OF 68 140 13 31 7 1 2 12 .221
1990 Boston A 2B 2 0 0 0 0 0 0 0 —
National League Totals 316 567 62 142 25 2 9 55 .250
American League Totals 2 0 0 0 0 0 0 0 0
Major League Totals 318 567 62 142 25 2 9 55 .250

Championship Series Record

Year Club Lea. Pos. G AB R H 2B 3B HR RBI AVG
1986 Houston N PH 2 2 0 0 0 0 0 0 .000

Steven Wayne Pearce — Born April 13, 1983 at Lakeland, Fla. 5-11, 200. Bats right, throws right. Lettered at Carolina 2004-05.

Year Club Lea. Pos. G AB R H 2B 3B HR RBI AVG
2007 Pittsburgh N 1B/OF23 68 13 20 5 1 0 6 .294
2008 Pittsburgh N OF 37 109 6 27 7 0 4 15 .248
2009 Pittsburgh N OF 60 165 19 34 13 1 4 16 .206
2010 Pittsburgh N 1B/OF15 29 4 8 2 1 0 5 .276
2011 Pittsburgh N 1B/OF50 94 8 19 2 0 1 10 .202
2012 Baltimore A 1B/OF28 71 8 18 4 0 3 14 .254
2012 Houston A 1B/OF21 63 2 16 4 1 0 8 .254
2012 New York A 1B/OF12 25 6 4 0 0 1 4 .160
2013 Baltimore A OF 44 119 14 31 7 0 4 13 .261
2014 Baltimore A 1B/3B102 338 51 99 26 0 21 49 .293
2015 Baltimore A 1B/3B 92 294 42 64 13 1 15 40 .218
2016 Tampa Bay A 1B/OF60 204 26 63 11 1 10 29 .309
2016 Baltimore A 1B/OF25 60 9 13 2 0 3 6 .217
2017 Toronto A 1B/OF92 313 38 79 17 1 13 37 .252
2018 Toronto A 1B/OF26 79 16 23 6 0 4 16 .291
2018 Boston A 1B/OF50 136 19 38 8 1 7 26 .279
2019 Boston A 1B/OF29 89 9 16 4 0 1 9 .180
American League Totals 560 1728 238 448 98 4 82 243 .259
National League Totals 206 528 52 124 33 4 9 60 .235
Major League Totals 766 2256 290 572 131 8 91 303 .254

Major League Stolen Bases: 2007 (2); 2008 (2); 2009 (1); 2011 (1); 2012 (1); 2013 (1); 2014 (5); 2015 (1); 2016 (0), 2017 (0) 2018 (0), 2019 (0). Total 13.

Division Series Record

Year Club Lea. Pos. G AB R H 2B 3B HR RBI AVG
2014 Baltimore A 1B 3 10 2 3 0 0 0 1 .300
2018 Boston A 1B 4 12 3 4 0 0 0 2 .333

Championship Series Record

Year Club Lea. Pos. G AB R H 2B 3B HR RBI AVG
2014 Baltimore A 1B 4 17 2 1 1 0 0 0 .059
2018 Boston A 1B 4 14 4 3 1 0 1 1 .214

World Series Record

2018 Boston A 1B 5 12 5 4 1 0 3 8 .333

Landon Reed Powell — Born March 19, 1982 at Raleigh, N.C., 6-3, 260. Bats right and left, throws right. Lettered at Carolina 2001-02-03-04

Year Club Lea. Pos. G AB R H 2B 3B HR RBI AVG
2009 Oakland A C-1B 46 140 19 32 7 0 7 30 .229
2010 Oakland A C 41 112 13 24 4 0 2 11 .214
2011 Oakland A C 36 111 10 19 3 0 1 4 .171
Major League Totals 123 363 42 75 14 0 10 45 .207
Major League Stolen Bases: 2010 (1). total 1.

Brian Michael Roberts - Born Oct. 9, 1977 at Durham, N.C., 5-9, 174. Bats right and left, throws right. Lettered at Carolina 1999 (Also played at North Carolina-Chapel Hill, 1997-98).

Year Club Lea. Pos. G AB R H 2B 3B HR RBI AVG
2001 Baltimore A SS-2B 75 273 42 69 12 3 2 17 .253
2002 Baltimore A SS-2B 37 128 18 29 6 0 1 11 .227
2003 Baltimore A 2B 112 460 65 124 22 4 5 41 .270
2004 Baltimore A 2B 159 641 107 175 50 2 4 53 .273
2005 Baltimore A 2B 143 561 92 176 45 7 18 73 .314
2006 Baltimore A 2B 138 563 85 161 34 3 10 55 .286
2007 Baltimore A 2B 156 621 103 180 42 5 12 57 .290
2008 Baltimore A 2B 155 611 107 181 51 8 9 57 .290
2009 Baltimore A 2B 159 632 110 179 56 1 16 79 .283
2010 Baltimore A 2B 59 230 28 64 14 0 4 15 .278
2011 Baltimore A 2B 39 163 18 36 7 1 3 19 .221
2012 Baltimore A 2B 17 66 2 12 0 0 0 5 .182
2013 Baltimore A 2B 77 265 33 66 12 1 8 39 .249
2014 New York A 2B 91 317 40 75 16 4 5 21 .237
Major League Totals 1418 5531 850 1527 367 39 97 542 .276

Major League Stolen Bases: 2001 (12) 2002 (9); 2003 (23); 2004 (29); 2005 (27); 2006 (36); 2007 (50); 2008 (40); 2009 (30); 2010 (12); 2011 (6); 2012 (1); 2013 (3); 2014 (7). Total 285.

All-Star Game Record

Year Club Lea. Pos. G AB R H 2B 3B HR RBI AVG
2005 American League 2B 1 2 1 1 1 0 0 0 .500
2007 American League 2B 1 2 1 0 0 0 0 0 .000
All-Star Game Totals 2 4 2 1 1 0 0 0 .250

Michael Thomas Roth — Born Feb. 15, 1990 at Greer, S.C., 6-1, 210. Bats left, throws left. Lettered at Carolina 2009-10-11-12

Year Club Lea. G IP W L Pct. H R ER SO BB ERA
2013 Los Angeles A 15 20.0 1 1 .500 24 16 16 17 6 7.20
2014 Los Angeles A 7 12.1 1 0 1.000 16 12 12 9 9 8.76
2016 Texas A 1 3.2 0 0 .000 10 6 6 3 114.73
Major League Totals 23 36.0 2 1 .667 50 34 34 29 16 8.50

Clarke D. Schmidt — Born Feb. 20, 1996 at Acworth, Ga. 6-1, 200. Bats right, throws right. Lettered at Carolina 2015-17

Year Club Lea. G IP W L Pct. H R ER SO BB ERA
2020 New York A 3 6.1 0 1 .000 7 5 5 7 5 7.11

Max William Schrock — Born October 12, 1994 at Tacoma, Wash., 5-9, 185. Bats left, throws left. Lettered at Carolina 2013-15

Year Club Lea. Pos. G AB R H 2B 3B HR RBI AVG
2020 St. Louis N IF 11 17 1 3 0 0 1 1 .176

George Henry (Hank) Small — Born July 31, 1953 at Atlanta, GA, 6-3, 205. Batted right, threw right. Lettered at USC 1972-73-74-75.

Year Club Lea. Pos. G AB R H 2B 3B H RBI AVG
1978 Atlanta N 1B 1 4 0 0 0 0 0 0 .000

Sydney E. Smith — Born Aug. 31, 1883 at Smithville, SC, died June 5, 1961 at Orangeburg, SC, 5-10, 190. Batted right, threw right. Lettered at Carolina 1902-03. Head Coach 1915.

Year Club Lea. Pos. G AB R H 2B 3B HR RBI AVG
1908 Philadelphia (46) St. Louis (27) A C-1B 73 204 14 40 12 4 1 15 .196
1910 Cleveland A C 9 27 1 9 1 0 0 2 .333
1911 Cleveland A C-3B 58 154 8 46 8 1 0 21 .299
1914 Pittsburgh N C 5 11 1 3 0 0 0 1 .273
1915 Pittsburgh N PH 1 1 0 0 0 0 0 0 .000
American League Totals 140 385 23 95 21 5 1 39 .247
National League Totals 6 12 1 3 0 0 0 1 .250
Major League Totals 146 397 24 98 21 5 1 40 .247

Justin Kyle Smoak — Born December 5, 1986 at Goose Creek, S.C., 6-4, 220. Bats left and right, throws left. Lettered at Carolina 2008-09-10

Year Club Lea. Pos. G AB R H 2B 3B HR RBI AVG
2010 Texas A 1B 70 235 29 49 10 0 8 34 .209
Seattle A 1B 30 113 11 27 4 0 5 14 .239
2011 Seattle A 1B 123 427 38 100 24 0 15 55 .234
2012 Seattle A 1B 132 483 49 105 14 0 19 51 .217
2013 Seattle A 1B 131 454 53 108 19 0 20 50 .238
2014 Seattle A 1B 80 248 28 50 13 0 7 30 .202
2015 Toronto A 1B 132 296 44 67 16 1 18 59 .226
2016 Toronto A 1B 126 299 33 65 10 0 14 34 .217
2017 Toronto A 1B 158 560 85 151 29 1 38 90 .270
2018 Toronto A 1B 147 505 67 122 34 0 25 77 .242
2019 Toronto A 1B 121 414 54 86 16 0 22 61 .208
2020 Milwaukee N 1B 33 113 14 21 7 0 5 15 .186
San Fran. N 1B 3 6 0 0 0 0 0 0 .000

NOTES