



ALL-TIME LETTERWINNERS

A

Addai, Jeff 2014
Aguirre, Inaki 2016
Akinsete, Ayo 2003-04-05-06
Alcala, Josh 2002-03-04-05
Allison, Doug 1984-85-86-87
Anatol, Mark 1994-95-96-97
Anderson, Stephen 2011-12-13
Arambula, Ryan 2012-13-14-15
Arndt, Charles 1985-86-87-88
Arnthorsson, Arni 1984-85-86-87
Arthur, Sam 2007-08-09-10

B

Bachmeyer, Mike 1999-00-01-02
Bahri, Andre 2010-11
Baladez, Bradlee 2010-11-12
Balasco, Alex 1998-99-00
Ballard, Jay 1981
Baltzegar, Marty 1984-85-86-87
Banahan, Brian 2019-20-21
Barber, Ryan 2000-01
Bartel, Dylan 2019
Bauer, Justin 2019-20
Baumhoff, Billy 1991-92-93-94
Bebout, Elijah 2018-19-20
Beebe, Robert 2012-13-14
Belanger, Stephen 2021
Benson, Vance 2008-09-10-11
Berra, Tim 1981-82-83-84
Berson, Luke 2009-10
Binding, Adam 1988-89-90-91
Bilichuk, Ryan 2019-20-21
Berke Christenson, Alexander 2017-18-19
Bjorgvinsson, Helgi 1991-92-93
Blakeney, Aaron 1983
Bradley, Justis 2014-15
Brady, Nick 2019-2020
Brettschneider, Blake 2007-08-09-10
Brisson, Clark 1987-88-89-90
Brown, Scott 1983-84-85-86
Buhovac, Frano 2018-19
Burnett, Ive 2013-14-15-16
Burr, David 1979-80-81-82
Burstein, Mario 2006-07-08-09

C

Campagna, Scott 1996-97-98-99
Carlin, Hamilton 2013-14
Cates, Danny 2008-09-10-11
Cavanaugh, Jacob 2001
Chapman, Jason 2010-11-12-13
Chappell, Laban 1994-95-96-97
Charest, Rob 2005-06
Clifford, Billy 1992-93-94-95
Clement, Peter 2020-21
Coggins, Andrew 1988-89-90-91
Conkle, Joel 1998
Conte, Larry 1980
Cook, Scott 1985-86-87
Coombs, Gavin 1985-86-87-88
Cooney, Chip 1981-82-83-84
Corfield, David 1983-84
Corley, Chandler 2015-16-17
Corning, Josh 2018-19-20-21
Cosse, Athan 2020-21
Crosby, Chris 1989-90-91-92

Cummings, Jack 2000-01-02-03

D

Daley, Ryan 2000-01
Danesi, Reynold 1978
Davidson, Ben 2015-16
Davidson, Snoopy 2011-12
Davis, Andrew 2013
Dawsey, Smith 2017-18
Deakin, Danny 2015-16
Dent, Eli 2013-14
Desriac, JC 2002
Deter, Ryan 2002-03-04-05
Devine, Mike 1979-80-81-82
Dom, Pat 1982
Duitsman, Peter 1990-92-93
Dunshee, Roy 1979-80-81-82
Durkin, Gary 1980
Duzan, Chris 2011-12-13

E

Eads, Wesley 2012-13-14-15
Eggert, Jon 2003
Ellingstad, Trygve 2015-16-17
Ericson, Peyton 2015-16-17-18
Eriksen, Kim 1997-98
Erramouspe, Matt 1987
Everett, John 1981

F

Faklaris, Chris 1991-92-93-94
Ferguson, Andy 1989-90-91
Fischer, Ray 2001
Flynn, Paddy 2006-07
Foley, Chris 1986-87-88-89
Forko, Willis 2002
Foster, Trey 2007
Fouch, Thomas 1978-79
Franklin, Kyle 2005
Freiburger, Ryan 2012-13-14
Frost, Logan 2019-20-21
Fuchs, Ed 1978-79-80

G

Gettys, William 1991
Gibson, Campbell 2017
Gill, Trey 2013
Gilligan, Ben 2017-18
Giles, Tavien 2020
Glowienka, Tim 1999-00-01-02
Goggins, Dan 1982-83-84-85
Golan, David 1984-85-88
Goodchild, David 1979-80-81-82
Goodwin, Ryan 2010
Gosselin, Mike 1987-88-89-90
Graeber, Jeremy 1990
Graff, Shane 1991
Grayson, Reid 2014
Gregg, Wonil 1980-81
Gross, Jeff 2005-06-07
Grotzke, Nathan 1995
Gudjonsson, Bjorn 2015-16-18

Gudjonsson, Jonas 1988-89-90-91
Guido, Nick 2018
Gulden, Jared 2017-18-19-20-21
Gurrieri, Kyle 2018-19-20-21
Gustavson, Mike 2005-06
Guthrie, Grant 2003
Guzan, Brad 2003-04

H

Haiduk, Matt 1989-91-92-93
Halloran, Andrew 2018-19-20-21
Hammontree, John 1987-88
Harmon, Mike 1998
Harr, John 1997-98-99
Harriford, Ward 1990-91
Hartman, Craig 1987-88
Hawkes, Eric 1979-80-81-82
Hawkins, Kevan 2005-06-07-08
Heath, Thom 1978
Heffron, Chris 1991
Heidelberger, Chris 1979-80-81-82
Heilich, Jake 1979-80
Heilich, Jim 1978-79
Hency, Bill 1983-84-85-86
Henderson, Scott 1986-87-88-89
Herron, Chris 1999-00-01
Hilliard, Thomas 2002-03
Himes, Tristan 2021
Hislop, Makan 2003-04-05-06
Hitzeman, Logan 2019-20-21
Hogge, Lee 2015-16
Hosea, Corby 1986
House, Jo Jo 1990-91-92-93
Howayeck, Hunter 2010
Hreinsson, Benedikt 1984-85
Hubbard, Trevor 2010-11-12
Hutchinson, Joey 2013-14-15

I

In 'T Ven, Kay 2017

J

Johnson, Dane 2002
Johnson, Drew 2018-19
Jonsson, Arnar 1987-88-89
Jordan, Zac 2000-01

K

Kaba, Mahamoudou 2011-12-13-14
Kahl, Steven 1993-94
Kell, Mike 1980-82-83-84
King, Greg 1991-92-93-94
King, Matt 2005-06-07
Kivinen, Niklas 2011-12
Kirshe, Scott 1981
Knudsen, Mikkell 2014
Kopay, Justin 2020-21
Kozak, Mike 1999-00
Kramer, Art 1980

L

L'Amoreaux, Devin 2012-13-14-15
Landman, Matt 1997-98
Langston, Wattie 1978-79
Larsson, Kristinn 1994-95-96
Layden, Pat 1978-79
League, Parker 2019-20-21
Leeper, Keith 1984-85-86
Leeton, Ryan 2003-04-05-06
Lewis, Cory 2006-07
Lewis, Spencer 2005-06-07-08
Lindholm, Sebastian 2004
Lindsay, Mike 2007-08-09-10
Link, Ben 2002-03
Lipka, Warren 1982-83-84-85
Lloyd, Marc 1990-91
Lockwood, Chris 1997-98-99-00
Loeber, Kenny 1988
Loeber, Tommy 1986-88-89-90
Lohner, Hans 1989-90-91-92
Long, Alex 2010-11-12
Lopez, Edward 1995-96
Love, Jeff 1987-88-89-90
Lowder, Bryan 2007-08-09
Lueders, Spencer 1988-89-90-91
Lunceford, Emmett 2011
Lusch, John 1981-82
Lynch, Daniel 2010-11

M

MacVane, David 2008
Mahmood, Sam 2012
Mallion, Spencer 2020-21
Mangotic, Mike 2010-11-12
Maroulis, George 1985
Marshall, Cedric 1991-92-93-94
Martinez, Eric 2009-10-11-12
Masur, Dave 1980
Mathis, Clint 1994-95-96-97
Matthews, Jordan 2020-21
Maurer, Jimmy 2007-08-09-10
Mayr, Luca 2016-17-18-19
McCall, Tony 1983
McDonald, Alex 2020-21
McGinnis, Will 2011-12
McManis, Matt 2015-16
McMullan, Billy 1985-86-87-88
Menhart, Mike 1980-81-82-83
Meschter, Spencer 2016-17
Mihalek, Jan 1985
Mihm, Patrick 1986-87-88-89
Millard, Koty 2013-14-15-16
Miller, Thad 1987-88
Mills, John 1993-94-95-96
Minges, David 2000
Moffatt, Rene 2000
Monheimer, Tucker 2017-18-19



Monteverdi, Tom 1994-95
 Moon, J.D. 2004-05-06-07
 Moore, Dave 2000-01-02
 Moore, Nelson 2003
 Morrissey, Stephen 2008-09-10-11
 Morgan, Matt 2017
 Morman, Chris 1996-97-98-99
 Mousaw, Mike 1978-79-80-81
 Muehlheausler, Ed 1978-79
 Murphy, Brian 1983-84
 Murphy, John 1979-80
 Myers, Mitchell 2017-18
 Myllenberg, Jonas 1997-98
 Myring, Harrison 2021

N

Nagy, Lorenzo 2020-21
 Nicholson, J.C. 1993-94-95-96
 Niles, Ben 1983-84
 Nitardy, John 1978-79-80-81
 Norman, Roger 1980-81-82-83
 Norton, Tom 1980-81-82-84
 Nyboe, Torgeir 2015-16

O

O'Brien, Aidan 2017-18
 O'Connor, Bob 1981
 O'Connor, Jack 2020-21
 O'Dell, Evan 2007-08-09-10
 O'Neill, Ryan 1996-97-98-99
 Outhwaite, Kes 1994-96

P

Pace, Ralph 2005-06
 Pait, Robbie 1994-95-96-97
 Paracat, Ramon 2004-05-06-07
 Parris, Antoine 2010
 Perry, Rodney 1999
 Pfaeffle, Chris 1981-82
 Pfau, Chris 1985
 Pier, Steve 1992-93
 Pope, Grenville 1985-86-87-88
 Posnanski, Jamie 1991-92-93-94
 Potter, Dan 1978-79
 Power, Ross 2011
 Presing, Steve 1982-83-84-85
 Prosser, Chuck 1993-94-95-96
 Puffenbarger, Greg 1978
 Pyle, William 2015-16-17

Q

Quinn, Chris 1995-96-97-98
 Quinn, Jordan 1999-00-01-02
 Quildies, Paul 2018-19

R

Rafferty, J.P. 2010-11-12-13
 Ramos, Martin 2014-15

Ratcliff, Danny 1983-84-85-86
 Reardon, Schuyler 2006-07-08-09
 Reece, Greg 2002-03-04-05
 Reilly, Tom 1979-80-81-82
 Rex, Steve 1982
 Rich, Jon 1999-00-01
 Richmond, Chris 1982
 Richter, Josh 1992
 Rieflin, Trent 2012
 Ring, Henry 1997-98-99-00
 Rittershaus, Clay 2014
 Rivera, Janny 2010
 Roby, Mark 2019-20-21
 Roca, Sam 2006-07-08
 Roche, Kenny 1990
 Ronnevig, Anders 1997-98-99
 Root, Chipper 2010-11
 Root, Mark 1984-85-86-88
 Rosenbaum, Andrew 2020-21
 Rosenberg, Jonathan 2000-01
 Rosenberg, Robert 2000-01-02
 Rumble, Tom 1980-81-82-83
 Runager, Kolby 2001
 Ruthven, Tyler 2007-08-09
 Rutten, John 1981-82

S

Sambursky, Michael 2003-04-05-06
 Scannella, Jeff 2006-07-08-09
 Scheving, Sigmar 1992-93-94-95
 Schmiedeke, Joel 1978-79-80
 Schneider, Kevin 1994
 Scott, Brian 1988-89-90-91
 Seidel, Udo 2001-02
 Seidenberg, Phil 1987-88-89-90
 Seiler, Sean 1991
 Smallwood, Jason 1997-98
 Smith, David 2005-06-07-08
 Smith, Jordan 2000-01-02
 Smith, Rob 1991-92-93-94
 Soelberg, Petter 2017-18
 Solano, Mike 1993-94-95-96
 Sonefeld, Jim 1984-85-86-87
 Soto, Tony 1995-96
 Soumah, Sekou 2020-21
 Sprague, Stephen 2004-05
 Stam, Kevin 2009-10-11-12
 Starr, Jamie 1994-95-96-97
 Stephenson, Ben 1997-98-99
 Stephenson, Matt 1997-98-99
 Stewart, Josh 2007-08-09
 Stocking, Ryan 1998-99-00-01
 Stockwell, Paul 1979-80
 Stovall, Anthony 2001-02-03
 Stowers, Scott 1980-81
 Streete, Andre 2015-16-17-18
 Strehmel, Greg 1989-90
 Sukow, Justin 2017-18
 Sundquist, Jukka 1999
 Swentor, Dave 1978
 Szeszycki, Eric 2002-03-04-05

T

Talbert, Jason 1994-95
 Tart, David 1994-95-96-97

Teitsson, Gustaf 1995
 Testo, David 1999-00
 Thompson, Glen 1980-82-83-84
 Thorarinnsson, Ragner 1984-85
 Torda, Jeffrey 2012-13-14-15
 Traxler, Dan 2012-13-14
 Traynor, Will 2007-08-09-10
 Tremont, John 1979-80
 Troyer, Braeden 2011-12-13-14
 Tufino, Ruben 1989-90-91-92
 Turin, Paul 1978-79
 Turner, David 1990-91-92-93
 Turner, Kurtis 2013-14-15-16
 Twishime, Innocent 2020-21

U

Upchurch, Daniel 2004-05-06-07
 Urueta, Maceon 2018

V

Vanwinter, Lance 1981-82
 Vaughn, Lawson 2002-03
 Veen Uldal, Julian 2016
 Velez, Marco 2013-14-15-16
 Vigliotti, Raymond 1978-79
 Vitagliano, Anthony 1998-99-00-01

W

Walker, Kevin 2015-16
 Wallander lanev, Christoffer 2016-17
 Walsh, Pat 1986-87-88
 Watkins, Nathan 1995-96-97-98
 Westin, Boo 1978-79-80
 Whetstone, Hans 1996-97-98-99
 Whittington, David 1979
 Wiebusch, Seth 2018-19-20
 Wikstrom, Victor 1980
 Williams, Brennan 2005-06-07-08
 Wilson, Jeff 1993-94-95-96
 Wiltse, Mark 2006-07-08-10
 Winstead, Brian 1978-79
 Winstead, Matt 2007
 Witt, Glenn 1983-84-85
 Wolff, Josh 1995-96-97
 Worthen, Joey 1998-99-00-01
 Wu, Donovan 2019-20-21
 Wurdack, Richard 1978-79
 Wyer, Hunter 2012-13

Y

Yusufoglu, Buenyamin 2019



GAMECOCKS IN THE PROS

The University of South Carolina soccer program continues to prepare its student-athletes for the total experience in college, and for making the next step to the professional soccer world. In 43 years of play - all coming under head coach Mark Berson - the Gamecocks have had over 50 players that were drafted or played in the professional ranks.

With the emergence of Major League Soccer in 1996, Gamecock Rob Smith joined the Columbus Crew. Former Gamecock greats Clint Mathis (New York/New Jersey Metrostars) and Josh Wolff (Chicago Fire/Kansas City Wizards/DC United), soon joined the list of Gamecocks in the MLS. Wolff and Mathis finished second and third, respectively, in the voting for MLS Rookie of the Year in 1998. Henry Ring was the first goalkeeper drafted in the 2000 MLS Super Draft and spent three years with the Chicago Fire. Ring made the MLS All-Star team during a breakout 2004 season. Josh Wolff played for a short time overseas before returning to MLS in 2008.

Brad Guzan was the No. 2 pick, the highest ever for a goalkeeper, in the 2005 MLS SuperDraft. Guzan was a three-year starter for Chivas USA, however, in August of 2008 he made the move to the English Premier League, signing with Aston Villa.

The 2011 senior class saw three drafted in the MLS supplemental draft. Forward Blake Brettschneider, the 2010 C-USA Co-MVP, was drafted and signed to DC United, while goalkeeper Jimmy Maurer was selected by the New York Red Bulls and striker Sam Arthur was chosen by the Chicago Fire. Danny Deakin was the team's latest draft choice in 2017 when he was selected in the third round of the MLS SuperDraft by expansion team Orlando City SC.

Maurer (FC Dallas) and Guzan (Atlanta United) are the two Gamecocks currently still playing in the MLS. Guzan helped lead Atlanta to its first MLS Cup in 2018.

PROFESSIONAL LEAGUE SOCCER

Player (Year)..... Team (League)

Paul Turin ('78)..... St. Louis (MISL)
 Ray Viglotti ('79)..... New York (MISL)
 Rich Wurdack ('79)..... Denver (MISL)
 Brian Winstead ('79)..... New York (MISL)
 New England (NASL)
 Tom Fouch ('79)..... Charlotte (ASL)
 Ed Fouchs ('79)..... Charlotte (ASL)
 Dan Potter ('79)..... New Jersey (ASL)
 John Tremont ('80)..... Ft. Lauderdale (NASL)
 Art Kramer ('80)..... Oklahoma (ASL)
 Viktor Wikstrom ('80)..... Skeid (NORWAY)
 David Burr ('82)..... St. Louis (MISL)
 David Goodchild ('82)..... Denver (MISL)
 Eric Hawkes ('82)..... Baltimore (MISL)
 Warren Lipka ('85)..... Fort Wayne (AISA)
 Doug Allison ('87)..... Carolina (USISL)
 Scott Cook ('87)..... Baltimore (MISL)
 Pat Walsh ('88)..... New Jersey (ASL)
 Charles Arndt ('89)..... Cleveland (MISL)
 Scott Henderson ('89)..... Washington (MISL)
 Tommy Loeber ('90)..... San Diego (MISL)
 Clark Brisson ('91)..... Canton (NPSL)
 Mike Gosselin ('91)..... Canton (NPSL)
 Peter Duitsman ('93)..... Chicago (APSL)
 Rob Smith ('94)..... Delaware (APSL)
 Columbus (MLS)
 Billy Baumhoff ('94)..... Harrisburg (APSL)
 Kansas City (MLS)
 Chris Faklaris ('94)..... Atlanta (APSL)
 Jamie Posnanski ('94)..... Carolina (USISL)
 Billy Clifford ('95)..... New York (APSL)
 Carolina (USISL)
 John Mills ('96)..... Charleston (USISL)
 Jeff Wilson ('96)..... Richmond (USISL)
 Clint Mathis ('98)..... Los Angeles (MLS)
 New York/New Jersey (MLS)
 Hannover 96 (GB)
 Real Salt Lake (MLS)
 Colorado (MLS)
 New York (MLS)
 Josh Wolff ('98)..... Chicago (MLS)
 Kansas City (MLS)
 Munich 1860 (GB)
 DC United (MLS)
 Nathan Watkins ('99)..... Charlotte (USISL)

Chris Morman ('00)..... Raleigh (USISL)
 Nashville (ASL)
 Harrisburg (NPSL)
 Milwaukee (NASL)
 Harrisburg City (USL-2nd)
 Ryan O'Neill ('00)..... Raleigh (USISL)
 David Testo ('00)..... Richmond (ASL)
 Columbus (MLS)
 Vancouver (ASL)
 Montreal (ASL)
 Henry Ring ('01)..... Chicago (MLS)
 Joey Worthen ('02)..... Pittsburgh (ASL)
 Real Salt Lake (MLS)
 Richmond (ASL)
 Michael Bachmeyer ('03)..... Pittsburgh (ASL)
 Tim Glowienka ('03)..... New York/New Jersey (MLS)
 Pittsburgh (ASL)
 David Moore ('03)..... Atlanta (ASL)
 Laughton Vaughn ('03)..... Chivas USA (MLS)
 DC United (MLS)
 Brad Guzan ('04)..... CD Chivas USA (MLS)
 Aston Villa (EPL)
 Middlesbrough (EPL)
 Atlanta United (MLS)
 Josh Alcala ('05)..... Crystal Palace FC (USL)
 Greg Reece ('05)..... Charleston (USL)
 Mike Gustavson ('06)..... San Jose (MLS)
 Josh Alcala ('07)..... Crystal Palace FC (USL)
 Ralph Pace ('06)..... Richmond (USL)
 Mike Sambursky ('06)..... Houston (MLS)
 Ayo Akinete ('06)..... Orlando (MISL)
 Janny Rivera ('10)..... Atlanta (NASL)
 Tyler Ruthven ('10)..... Harrisburg (USL-2nd Division)
 New York Red Bulls (MLS)
 Atlanta (NASL)
 Arizona (USL)
 Atlanta B (USL)
 Sam Arthur ('11)..... Chicago (MLS draftee)
 Blake Brettschneider ('11)..... DC United (MLS)
 New England (MLS)
 Jimmy Maurer ('11)..... New York Red Bulls (MLS draftee)/
 Universidad de Concepcion (Chilean Primera Division)
 New York (NASL)
 FC Dallas (MLS)
 Will Traynor ('11)..... Rochester (USL)
 Mark Wiltse ('11)..... Charleston (USL-Pro)

Bradlee Baladez ('12)..... Dallas (MLS)
 Ft. Lauderdale (NASL)
 Arizona (USL-Pro)
 Kevin Stam ('13)..... IFK Stockayrd (Sweden 4)
 Jeff Addai ('14)..... Ottawa (NASL)
 Robert Beebe ('14)..... Charleston (USL)
 Mahamoudou Kaba ('14)..... Wilmington (USL)
 Braeden Troyer ('14)..... Richmond (USL)
 Asa Kryst ('15)..... Charlotte (USL)
 Ryan Arambula ('15)..... Charleston (USL)
 Danny Deakin ('16)..... Orlando City SC (MLS)
 Orlando City B (USL)
 Luca Mayr ('19)..... Tormenta FC (USL)

LEAGUES

AISA - American Indoor Soccer League
 APSL - American Professional Soccer League
 ASL - American Soccer League
 EPL - English Premier League
 GB - German Bundesliga
 MISL - Major Indoor Soccer League
 MLS - Major League Soccer
 NASL - North American Soccer League
 NPSL - National Professional Soccer League
 USISL - United Systems of Independent Soccer Leagues
 USL - United Soccer League



GAMECOCKS ON NATIONAL TEAMS

A number of players have played on various United States national teams throughout the years. Coach Mark Berson directed the South team to the gold medal at the U.S. Olympic Festival in Durham, N.C., in 1987 - one year after serving as assistant coach for the South squad. Berson also guided the U.S. Under-18 team to the Granatkin/Leningrad Tournament in 1989 that was held in the Soviet Union. A list of those squads and Carolina players follows:

- U.S. World Cup Team Clint Mathis (2002)
 Josh Wolff (2002, 2006)
 Brad Guzan (2010, 2014)
- U.S. National Team Mike Gosselin (1992)
 Clint Mathis (1998-2006)
 Josh Wolff (2001-2008)
 Brad Guzan (2005-pres.)
- U.S. Olympic Team Rob Smith (1996)
 Josh Wolff (2000)
 Brad Guzan (2008)
- Bolivian National Team Ruben Tufino (1996)
- U.S. National "B" Team Mike Gosselin (1989-90-91)
 Clark Brisson (1992)
 David Turner (1993)
 Clint Mathis (1997)
- U.S. Under-23 Team Billy Clifford (1993-94-95-96),
 Rob Smith (1993-94-95-96)
 Chris Faklaris (1993-96)
 Jamie Posnanski (1996)
 Tony Soto (1996)
 Josh Wolff (1998-00)
- U.S. Under-20 Team Tommy Loeber (1986)
 Chris Faklaris, (1992-93)
 Rob Smith (1992-93)
 Clint Mathis (1994)
 Tony Soto (1994)
 Josh Wolff (1996-97)
 Joey Worthen (1999)
 Mike Gustavson (2006)
 Blake Brettschneider (2008)
- Canada. Under-20 Team Ben Alexander (2022)

- U.S. Under-18 Team Jamie Starr (1993)
 Josh Wolff (1994-95)
- U.S. Under-17 Team Raymond Vigliotti (1978-79)
 David Corfield (1982)
 Brian Scott (1988)
 Mike Solano (1990)
 Billy Baumhoff (1991)
 Tony Soto (1992)
 Jeff Scannella (2003-04)
 Mark Wiltse (2003-04)
 David MacVane (2006)
 Brandon Tarr (2006)
- U.S. Olympic Festival David Goodchild (1981)
 Eric Hawkes (1981)
 Chris Heidelberger (1981)
 Bill Hency (1986)
 Scott Cook (1986-87)
 Tommy Loeber (1987)
 Brian Scott (1991)
 David Turner (1991)
 Rob Smith (1991-93-94-95)
 Billy Clifford (1993-94-95)
 Chris Faklaris (1993-94-95)
 Billy Baumhoff (1994-95)
 Jamie Posnanski (1994-95)
 Tony Soto (1995)
 Henry Ring (1998)
- World University Games Mike Gosselin (1991)
 Chris Faklaris (1995)
 Jamie Posnanski (1995)
 Rob Smith (1995)
 Clint Mathis (1997)
 Josh Wolff (1997)



Brad Guzan directs traffic while playing for the U.S. Men's National Team.

HISTORY



INDIVIDUAL RECORDS

GOALS

Game: 5, Brian Winstead vs. Coastal Carolina (9/26/78)
Season: 25, Clint Mathis (1995)
Career: 63, Doug Allison (1984-87)

ASSISTS

Game: 4, 3 Times, Most Recent: Rob Smith (10/14/94)
Season: 16, Rubin Tufino (1989)
Career: 40, Rob Smith (1991-94)

POINTS

Game: 10, Brian Winstead vs. Coastal Carolina (9/26/78)
Season: 53, Clint Mathis (1995)
Career: 158, Doug Allison (1984-87)

SHOTS

Game: 13, Keith Leeper vs. Western Carolina (9/3/84)
Season: 106, Chris Faklaris (1994)
Career: 300, Chris Faklaris (1991-94)

SAVES

Game: 28, Paul Turin vs. Appalachian State (10/29/78)
Season: 105, Paul Turin (1978)
Career: 338, Henry Ring (1997-00)

SOLO SHUTOUTS

Season: 13, Warren Lipka (1985)
Career: 28, Jimmy Maurer (2007-10)

GOALS AGAINST AVERAGE

Season: 0.49, Charles Arndt (1987)
Career: 0.70, Charles Arndt (1985-88)

MINUTES IN GOAL

Season: 2,155, Warren Lipka (1985)
Career: 6,569, Henry Ring (1997-00)

GAMES PLAYED

Season: 24, by 13 players
Played & Started, Career: 87, Tommy Loeber (1986-90)
Most Games Started, Season: 24, by nine players

TEAM RECORDS

GOALS

Most Goals, Game: 13 vs. Coastal Carolina (9/26/78)
Most Goals, Season: 81 in 1997
Fewest Goals, Season: 18 in 2009

ASSISTS

Most Assists, Game: 14 vs. Appalachian St. (9/22/91)
Most Assists, Season: 76 in 1997
Fewest Assists, Season: 13 in 2009

POINTS

Most Points, Game: 34, three times
Most Points, Season: 238 in 1997 (81 G, 76 A)
Fewest Points, Season: 49 in 2009

SHOTS

Most Shots, Game: 70 vs. Western Carolina (9/1/84)
Most Shots, Season: 576 in 1978
Fewest Shots, Game: 2 vs. Indiana (10/19/79) and at Old Dominion (9/23/18)
Fewest Shots, Season: 176 in 2021

CORNER KICKS

Most Corner Kicks, Game: 19 vs. Kentucky (11/4/11)
Most Corner Kicks, Season: 175 in 1986
Fewest Corner Kicks, Season: 64 in 2009

SAVES

Most Saves, Game: 28 vs. Appalachian State (10/29/78)
Most Saves, Season: 167 in 1983
Fewest Saves, Season: 53 in 2019

SHUTOUTS

Most Shutouts, Season: 15 in 1985
Fewest Shutouts, Season: 3 in 1996, 2011, 2017, and 2021
Most Consecutive Shutouts, Season: 5, in 1985 & 1987
Most Times Shut Out, Season: 8 in 1983 and 2009
Fewest Times Shut Out, Season: 1 in 1984, 1987, 1990

WINS, LOSSES, TIES & STREAKS

Most Wins, Season: 20 in 1985
Most Losses, Season: 11 in 1983, 2012
Most Ties, Season: 5 in 2008, 2013
Highest Winning Pct., Season: .854 in 1985 (20-3-1)

WINNING STREAKS

Consecutive Wins: 16, from 9/7/94 to 11/2/94
Consecutive Wins, Season: 16, from 9/7/94 to 11/2/94
Consecutive Home Wins, Season: 13, from 9/1/85 to 11/17/85
Consecutive Road Wins, Season: 6, from 9/21/94 to 10/26/94

UNBEATEN STREAKS

Longest Unbeaten Streak: 19, from 10/17/84 to 10/9/85
Longest Unbeaten Streak, Season: 16, from 9/7/94 to 11/2/94
Longest Home Unbeaten Streak, Season: 13, from 9/1/84 to 12/1/85
Longest Road Unbeaten Streak, Season: 6, from 9/21/94 to 10/26/94





CAREER LEADERS

POINTS

	G	A	PTS
1. Doug Allison (1984-87)	63	32	158
2. Chris Faklaris (1991-94)	55	14	124
3. Clint Mathis (1994-97)	53	15	121
4. Clark Brisson (1987-90)	36	26	98
5. Dan Ratcliff (1983-86)	37	20	94
6. Jordan Quinn (1999-02)	37	13	87
7. Andrew Coggins (1988-91)	33	15	81
8. Brian Winstead (1978-79)	33	14	80
9. Billy Baumhoff (1991-94)	22	34	78
Rob Smith (1991-94)	19	40	78
11. John Harr (1997-99)	28	20	76
12. Arni Arnthorsson (1984-87)	22	25	69
13. Dave Goodchild (1979-82)	28	12	68
14. Ruben Tufino (1989-92)	18	30	66
15. Joey Worthen (1998-01)	25	15	65

POINTS Per Game (Min. 35 Games)

	PTS	GM	PPG
1. Brian Winstead (1978-79)	80	36	2.22
2. Doug Allison (1984-87)	158	78	2.03
3. Clint Mathis (1994-97)	121	76	1.59
4. Chris Faklaris (1991-94)	124	81	1.53
5. Ryan Daley (2000-01)	53	38	1.39
6. John Harr (1997-99)	76	57	1.33
7. Clark Brisson (1987-90)	98	79	1.24
8. Jonas Myllenberg (1997-98)	45	38	1.18
9. Jordan Quinn (1999-2002)	87	74	1.18
10. Josh Wolff (1995-97)	50	43	1.16
11. Dan Ratcliff (1983-86)	94	82	1.15
12. Andrew Coggins (1988-91)	81	80	1.01
13. Kristinn Larusson (1994-96)	48	49	0.98
14. Scott Cook (1985-87)	64	67	0.96
15. Billy Baumhoff (1991-94)	78	84	0.93
Rob Smith (1991-94)	78	84	0.93

GOALS

1. Doug Allison (1984-87)	63
2. Chris Faklaris (1991-94)	55
3. Clint Mathis (1994-97)	53
4. Jordan Quinn (1999-2002)	37
Dan Ratcliff (1983-86)	37
6. Clark Brisson (1987-90)	36
7. Andrew Coggins (1988-91)	33
Brian Winstead (1978-79)	33
9. Dave Goodchild (1979-82)	28
John Harr (1997-99)	28
11. Sam Arthur (2007-10)	26
12. Joey Worthen (1998-2001)	25
13. Ayo Akinsete (2003-06)	24
14. Tom Reilley (1979-82)	23
15. Four tied with	22

Goals Per Game (Min. 35 Games)

	G	GM	GPG
1. Brian Winstead (1978-79)	33	36	0.92
2. Doug Allison (1984-87)	63	78	0.81
3. Clint Mathis (1994-97)	53	76	0.70
4. Chris Faklaris (1991-94)	55	81	0.68
5. Ryan Daley (2000-01)	20	38	0.53
6. Jordan Quinn (1999-2002)	37	74	0.50
7. John Harr (1997-99)	28	57	0.49
8. Josh Wolff (1995-97)	21	43	0.49
9. Clark Brisson (1987-90)	36	79	0.46
10. Dan Ratcliff (1983-86)	37	82	0.45
11. Jonas Myllenberg (1997-98)	17	38	0.45
12. Andrew Coggins (1988-91)	33	80	0.41
13. Gavin Coombs (1985-87)	15	38	0.39
14. Sam Arthur (2007-10)	26	67	0.39
15. Dave Goodchild (1979-82)	28	76	0.37

ASSISTS

1. Rob Smith (1991-94)	40
2. Billy Baumhoff (1991-94)	34
3. Doug Allison (1984-87)	32
4. Ruben Tufino (1989-92)	30
5. Clark Brisson (1987-90)	26
6. Arni Arnthorsson (1987-87)	25
7. Grenville Pope (1985-88)	23
David Burr (1979-82)	23
9. Mike Sambursky (2003-06)	22
10. John Harr (1997-99)	20
Matt Haiduk (1989-93)	20
Scott Cook (1985-87)	20
Dan Ratcliff (1983-86)	20
14. Ryan O'Neill (1996-99)	19
Sigmar Scheving (1992-95)	19

Assists Per Game (Min. 35 Games)

	A	GM	APG
1. Rob Smith (1991-94)	40	84	0.48
2. Ruben Tufino (1989-92)	30	72	0.42
3. Doug Allison (1984-87)	32	78	0.41
4. Kim Eriksen (1997-98)	15	37	0.41
5. Billy Baumhoff (1991-94)	34	84	0.40
6. Brian Winstead (1978-79)	14	36	0.39
7. John Harr (1997-99)	20	57	0.35
8. Ryan Daley (2000-01)	13	38	0.34
9. Arni Arnthorsson (1984-87)	25	75	0.33
10. Clark Brisson (1987-90)	26	79	0.33
11. Kristinn Larusson (1994-96)	16	49	0.33
12. Mike Sambursky (2003-06)	22	48	0.32
13. Scott Cook (1985-87)	20	67	0.30
14. David Burr (1979-82)	23	78	0.29
15. Matt Haiduk (1989-93)	20	68	0.29

Game-Winning GOALS

1. Doug Allison (1984-87)	18
2. Clint Mathis (1994-97)	15
3. Jordan Quinn (1999-2002)	13
4. Joey Worthen (1998-2001)	12
Chris Faklaris (1991-94)	12
Clark Brisson (1987-90)	12
7. Andrew Coggins (1988-91)	11
Scott Cook (1985-87)	11
9. Sam Arthur (2007-10)	10
Ayo Akinsete (2003-06)	10
Arni Arnthorsson (1984-87)	10
12. Mike Sambursky (2003-06)	9
Billy Baumhoff (1991-94)	9
14. Four tied with	8



Doug Allison, who earned All-America status in 1987, holds South Carolina's career record for goals, points and game-winning goals



SINGLE-SEASON LEADERS

POINTS

	G	A	PTS
1. Clint Mathis (1995)	25	3	53
2. Clark Brisson (1989)	21	8	50
3. Brian Winstead (1978)	18	12	48
4. Doug Allison (1987)	17	11	45
5. Chris Faklaris (1993)	20	4	44
6. Doug Allison (1985)	17	6	40
7. Doug Allison (1986)	15	9	39
8. Doug Allison (1984)	14	6	34
9. Chris Faklaris (1994)	15	3	33
10. Dan Ratcliff (1986)	12	9	33
11. Dan Ratcliff (1985)	13	7	33
12. Jordan Quinn (2000)	13	6	32
13. Brian Winstead (1979)	15	2	32
14. Jordan Quinn (2001)	13	5	31
15. John Harr (1997)	13	5	31

POINTS Per Game (Min. 12 Games)

	PTS	GM	PPG
1. Brian Winstead (1978)	48	17	2.82
2. Clint Mathis (1995)	53	19	2.79
3. Clark Brisson (1989)	50	22	2.27
4. Doug Allison (1987)	45	21	2.14
5. Doug Allison (1985)	40	20	2.00
6. Doug Allison (1984)	34	17	2.00
7. Doug Allison (1986)	39	20	1.96
8. Chris Faklaris (1993)	44	23	1.91
9. Ed Muehlheausler (1978)	25	14	1.79
10. Jordan Quinn (2000)	32	19	1.68
11. Brian Winstead (1979)	32	19	1.68
12. Chris Faklaris (1994)	33	20	1.65
13. Jordan Quinn (2001)	31	19	1.63
14. Andrew Coggins (1991)	29	18	1.61
15. David Goodchild (1980)	30	19	1.58

GOALS

1. Clint Mathis (1995)	25
2. Clark Brisson (1989)	21
3. Chris Faklaris (1993)	20
4. Brian Winstead (1978)	18
5. Doug Allison (1987)	17
6. Doug Allison (1985)	17
7. Chris Faklaris (1994)	15
8. Doug Allison (1986)	15
9. Brian Winstead (1979)	15
10. Doug Allison (1984)	14
11. Six tied with	13

Goals Per Game (Min. 12 Games)

	G	GM	GPG
1. Clint Mathis (1995)	25	19	1.32
2. Brian Winstead (1978)	18	17	1.06
3. Clark Brisson (1989)	21	22	0.95
4. Chris Faklaris (1993)	20	23	0.87
5. Doug Allison (1985)	17	20	0.85
6. Doug Allison (1984)	14	17	0.82
7. Doug Allison (1987)	17	21	0.81
8. Brian Winstead (1979)	15	19	0.79
9. Ed Muehlheausler (1978)	11	14	0.78
10. Chris Faklaris (1994)	15	20	0.75
11. Doug Allison (1986)	15	20	0.75
12. Andrew Coggins (1991)	13	18	0.72
13. Pat Layden (1978)	11	16	0.69
14. Jordan Quinn (2001)	13	19	0.68
15. Jordan Quinn (2000)	13	19	0.68
16. Dave Goodchild (1980)	13	19	0.68

ASSISTS


1. Ruben Tufino (1989)	16
2. Billy Baumhoff (1993)	15
3. Rob Smith (1994)	12
4. Rob Smith (1993)	12
5. Brian Winstead (1978)	12
6. Doug Allison (1987)	11
7. Keith Leeper (1985)	11
8. Blake Brettschneider (2010)	10
9. Kim Eriksen (1997)	10
10. Sigmar Scheving (1995)	10
11. 11 tied with	9

Assists Per Game (Min. 12 Games)

	A	GM	APG
1. Ruben Tufino (1989)	16	21	0.76
2. Brian Winstead (1978)	12	17	0.71
3. Billy Baumhoff (1993)	15	24	0.62
4. Rob Smith (1994)	12	20	0.60
5. Jim Heilich (1978)	7	12	0.58
6. Ed Fuchs (1978)	9	16	0.56
7. Doug Allison (1987)	11	21	0.52
8. Rob Smith (1993)	12	24	0.50
9. Blake Brettschneider (2010)	10	20	0.50
10. Kim Eriksen (1997)	10	20	0.50
11. Sigmar Scheving (1995)	10	20	0.50
12. Josh Alcala (2005)	9	19	0.47
13. David Burr (1982)	9	19	0.47
14. Mike Sambursky (2006)	8	17	0.47
15. David Testo (1999)	7	15	0.47

Game-Winning GOALS

1. Clint Mathis (1995)	10
2. Doug Allison (1985)	9
3. Chris Faklaris (1994)	7
4. Clark Brisson (1989)	7
5. Sam Arthur (2008)	6
6. Ryan Daley (2000)	6
7. Danny Deakin (2016)	5
8. Bradlee Baladez (2010)	5
9. Jordan Quinn (1999-2002)	5
10. Andrew Coggins (1990)	5
11. Arni Arnthorsson (1987)	5
12. Doug Allison (1986)	5
13. Arni Arnthorsson (1984)	5
14. Brian Winstead (1979)	5
15. 13 tied with	4



Clint Mathis set four program single-season records in 1995, claiming First Team All-America accolades for his work on the pitch.



Career SAVES

1. Henry Ring (1997-2000)	338
2. Jimmy Maurer (2007-10)	318
3. David Turner (1990-93)	268
4. Glen Thompson (1980, '82-84)	255
5. Warren Lipka (1982-85)	251
6. John Mills (1993-96)	233
7. William Pyle (2015-17)	227
8. Charles Arndt (1985-88)	183
9. Brad Guzan (2003-04)	173
10. Paul Turin (1978-79)	167

SAVES Per Game (min. 150 saves)

	SV	GP	SPG
1. Warren Lipka (1982-85)	251	55	4.56
2. Brad Guzan (2003-04)	173	38	4.55
3. William Pyle (2015-17)	227	52	4.37
4. Henry Ring (1997-2000)	338	78	4.33
5. Mike Gustavson (2005-06)	158	38	4.16
6. Glen Thompson (1980, '82-84)	255	62	4.11
7. Jimmy Maurer (2007-10)	318	78	4.08
8. David Turner (1990-93)	268	70	3.83
9. John Mills (1993-96)	233	71	3.28
10. Michael Bachmeyer (1999-2002)	150	48	3.12

SAVE PERCENTAGE (min. 150 Saves)

	SV	GA	PCT
1. Paul Turin (1978-79)	167	25	.870
2. Warren Lipka (1982-85)	251	48	.839
3. Henry Ring (1997-00)	338	75	.818
4. Charles Arndt (1985-88)	183	41	.817
5. Brad Guzan (2003-04)	173	45	.794
6. Glen Thompson (1980, 82-84)	255	67	.792
7. Jimmy Maurer (2007-10)	318	85	.789
8. John Mills (1993-96)	233	64	.785
9. William Pyle (2015-17)	227	64	.780
10. Mike Gustavson (2005-06)	158	45	.778

GOALS AGAINST AVERAGE (MIN. 2,500 MINUTES)

	GA	MIN	GAA
1. Charles Arndt (1985-88)	41	5,286	0.70
2. Chris Foley (1986-89)	22	2,748	0.72
3. Paul Turin (1978-79)	25	2,625	0.86
4. Henry Ring (1997-00)	75	6,569	1.03
5. John Mills (1993-96)	64	5,566	1.03
6. Warren Lipka (1982-85)	48	4,130	1.05
7. Jimmy Maurer (2007-10)	85	7,284	1.05
8. Michael Bachmeyer (1999-2002)	47	3,919	1.08
9. Mike Gustavson (2005-06)	45	3,545	1.14
10. Brad Guzan (2003-04)	45	3,500	1.16

Minutes Played

1. Jimmy Maurer (2007-10)	7,280
2. Henry Ring (1997-2000)	6,569
3. David Turner (1990-93)	6,118
4. John Mills (1993-96)	5,566
5. Charles Arndt (1985-88)	5,286
6. Glen Thompson (1980, '82-84)	4,757
7. William Pyle (2015-17)	4,749
8. Warren Lipka (1982-85)	4,130
9. Michael Bachmeyer (1999-2002)	3,917
10. Mike Gustavson (2005-06)	3,543

Solo SHUTOUTS

1. Jimmy Maurer (2007-10)	28
2. Charles Arndt (1985-88)	23
3. Henry Ring (1997-00)	22
4. David Turner (1990-93)	19
5. Warren Lipka (1982-85)	17
6. Glen Thompson (1980, 82-84)	17
7. Brad Guzan (2003-04)	13
T-8. Paul Turin (1978-79), William Pyle (2015-17)	12
10. Three tied with	10

Single-Season SAVES

1. Henry Ring (1998)	106
2. Paul Turin (1978)	105
3. Brad Guzan (2004)	104
4. Henry Ring (2000)	98
5. Warren Lipka (1983)	97
6. David Turner (1992)	95
7. Jimmy Maurer (2008)	91
8. Mike Gustavson (2005)	88
9. Warren Lipka (1985)	87
10. Jimmy Maurer (2010)	86

SAVES Per Game (min. 60 saves)

	SV	GP	SPG
1. Warren Lipka (1983)	97	10	9.70
2. Glen Thompson (1983)	70	12	5.83
3. Brad Guzan (2004)	104	20	5.20
4. Henry Ring (2000)	98	19	5.16
5. Henry Ring (1998)	106	21	5.05
6. William Pyle (2017)	83	17	4.88
7. Jimmy Maurer (2008)	91	19	4.79
8. David Turner (1992)	95	21	4.52
9. Henry Ring (1999)	81	18	4.50
10. William Pyle (2015)	76	17	4.47

SAVE PERCENTAGE (Min. 60 Saves)

	SV	GA	PCT
1. Paul Turin (1978)	105	11	.905
2. Henry Ring (1998)	106	14	.883
3. Charles Arndt (1987)	60	9	.870
4. Henry Ring (2000)	98	17	.852
5. Jimmy Maurer (2008)	91	16	.850
6. Charles Arndt (1988)	61	12	.836
7. Warren Lipka (1985)	87	18	.829
8. William Pyle (2015)	76	16	.826
9. Glen Thompson (1983)	70	15	.824
10. Warren Lipka (1985)	87	18	.822

GOALS AGAINST AVERAGE (MIN. 1,200 MINUTES)

	GA	MIN	GAA
1. Charles Arndt (1987)	9	1,662	0.49
2. Charles Arndt (1988)	12	2,004	0.54
3. John Mills (1995)	11	1,475	0.67
4. Henry Ring (1998)	14	1,753	0.72
5. Warren Lipka (1985)	18	2,155	0.75
6. Paul Turin (1978)	11	1,307	0.76
7. Jimmy Maurer (2008)	16	1,810	0.80
8. Chris Foley (1989)	19	1,958	0.87
9. David Turner (1990)	19	1,892	0.90
10. Henry Ring (2000)	17	1,652	0.93

Minutes Played

1. Warren Lipka (1985)	2,155
2. Jimmy Maurer (2010)	2,027
3. David Turner (1992)	2,010
4. Charles Arndt (1988)	2,004
5. Mike Gustavson (2005)	1,970
6. Chris Foley (1989)	1,958
7. David Turner (1990)	1,892
8. Michael Bachmeyer (2002)	1,864
9. Brad Guzan (2004)	1,820
10. Jimmy Maurer (2008)	1,810

SOLO SHUTOUTS

1. Warren Lipka (1985)	13
2. Charles Arndt (1988)	11
3. Paul Turin (1978)	10
4. Jimmy Maurer (2010)	9
5. Jimmy Maurer (2008)	9
6. Brad Guzan (2003)	8
7. Henry Ring (1998)	8
8. Chris Foley (1989)	7
9. David Turner (1990)	7



FRESHMAN RECORDS

POINTS

	G	A	PTS
1. Doug Allison (1984)	14	6	34
2. Ruben Tufino (1989)	6	16	28
3. Arni Arnthorsson (1984)	9	9	27
4. Ryan Daley (2000)	10	5	25
5. Jonas Gudjonsson (1988)	9	5	23
6. Clint Mathis (1994)	9	4	22
7. Chris Faklaris (1991)	8	4	20
8. Mikkel Knudsen (2014)	8	3	19
9. Joey Worthen (1998)	7	4	18
10. Danny Ratcliff (1983)	8	1	17

GOALS

1. Doug Allison (1984)	14
2. Ryan Daley (2000)	10
3. Clint Mathis (1994)	9
Jonas Gudjonsson (1988)	9
Arni Anthorsson (1984)	9
6. Mikkel Knudsen (2014)	8
Chris Faklaris (1991)	8
Danny Ratcliff (1983)	8
9. Ayo Akinsete (2003)	7
Joey Worthen (1998)	7

ASSISTS

1. Ruben Tufino (1989)	16
2. Arni Arnthorsson (1984)	9
3. Rob Smith (1991)	8
4. Rodney Perry (1999)	6
Clark Brisson (1987)	6
Doug Allison (1984)	6
7. Kurtis Turner (2013)	5
Ryan Daley (2000)	5
Chris Morman (1996)	5
Ryan O'Neill (1996)	5
Tony Soto (1995)	5
Jonas Gudjonsson (1988)	5

GOALS AGAINST AVERAGE (Min. 1200 Minutes)

	GA	MIN	GAA
1. David Turner (1990)	19	1892	0.90
2. Brad Guzan (2003)	18	1680	0.96
3. Henry Ring (1997)	17	1524	1.00
4. Jimmy Maurer (2007)	21	1743	1.08
5. Mike Gustavson (2005)	26	1971	1.19

SOLO SHUTOUTS

1. Brad Guzan (2003)	8
2. David Turner (1990)	7
3. Jimmy Maurer (2007)	5
Glen Thompson (1980)	5
5. Mike Gustavson (2005)	4
Henry Ring (1997)	4

SAVES

1. Mike Gustavson (2005)	88
2. Jimmy Maurer (2007)	78
3. David Turner (1990)	74
4. Brad Guzan (2003)	69
Glen Thompson (1980)	69

SAVE PERCENTAGE (Min. 60 saves)

	SV	GA	PCT
1. Glen Thompson (1980)	69	16	.812
2. David Turner (1990)	74	19	.796
3. Brad Guzan (2003)	69	18	.793
4. Jimmy Maurer (2007)	78	21	.788
5. Mike Gustavson (2005)	88	26	.772



Ruben Tufino's freshman year set a new program record for assists en route to being named Soccer America's National Freshman of the Year.



Brad Guzan's eight clean sheets and 0.96 GAA in 2003 stands second and third, respectively, for a Gamecock freshman goalkeeper in history.



ANNUAL LEADERS

POINTS

	G	A	PTS
2021 Lorgan Frost, Peter Clement	4	3	11
2020 Brian Banahan	7	2	16
2019 Brian Banahan	6	1	13
2018 Luca Mayr	4	3	11
2017 Luca Mayr	6	6	18
2016 Danny Deakin	7	6	20
2015 Danny Deakin	11	2	24
2014 Mikkel Knudsen	8	3	19
2013 Jeffrey Torda	5	1	11
2012 Bradlee Baladez	4	3	11
2011 Bradlee Baladez	7	5	19
2010 Blake Brettschneider	7	10	24
2009 Sam Arthur	8	2	18
2008 Sam Arthur	12	3	27
2007 Jeff Scannella	7	3	17
2006 Mike Sambursky	7	8	22
2005 Mike Sambursky	8	8	24
2004 Sebastian Lindholm	6	4	16
2003 Ayo Akinsete	7	2	16
2002 Jordan Quinn	6	1	13
2001 Jordan Quinn	13	5	31
2000 Jordan Quinn	13	6	32
1999 Joey Worthen	11	5	27
1998 Jonas Myltenberg	10	6	26
1997 John Harr	13	5	31
1996 Robbie Pait	10	0	20
1995 Clint Mathis	25	3	53
1994 Chris Faklaris	15	3	33
1993 Chris Faklaris	20	4	44
1992 Chris Faklaris	12	3	27
1991 Andrew Coggins	13	3	29
1990 Andrew Coggins	10	5	25
1989 Clark Brisson	21	8	50
1988 Jonas Gudjonsson	9	5	23
1987 Doug Allison	17	11	45
1986 Doug Allison	15	9	39
1985 Doug Allison	17	6	40
1984 Doug Allison	14	6	34
1983 Dan Ratcliff	8	1	17
1982 David Burr	5	9	19
1981 Tom Reilly	11	3	25
1980 Dave Goodchild	13	4	30
1979 Brian Winstead	15	2	32
1978 Brian Winstead	18	12	48

GOALS

2021 Lorgan Frost, Peter Clement	4
2020 Brian Banahan	7
2019 Brian Banahan	6
2018 Luca Mayr, Tucker Monheimer	4
2017 Luca Mayr	6
2016 Bjorn Gudjonsson	8
2015 Danny Deakin	11
2014 Mikkel Knudsen	8
2013 Jeffrey Torda, Mahamoudou Kaba	5
2012 Bradlee Baladez	4
2011 Bradlee Baladez	7
2010 Blake Brettschneider	7
2009 Sam Arthur	8
2008 Sam Arthur	12
2007 Jeff Scannella	7
2006 Mike Sambursky	7
2005 Mike Sambursky	8
2004 Sebastian Lindholm	6
2003 Ayo Akinsete	7
2002 Jordan Quinn	6
2001 Jordan Quinn	13
2000 Jordan Quinn	13
1999 Joey Worthen	11
1998 Jonas Myltenberg	10
1997 John Harr	13
1996 Robbie Pait	10
1995 Clint Mathis	25
1994 Chris Faklaris	15
1993 Chris Faklaris	20
1992 Chris Faklaris	12
1991 Andrew Coggins	13
1990 Andrew Coggins	10
1989 Clark Brisson	21
1988 Jonas Gudjonsson	9
1987 Doug Allison	17
1986 Doug Allison	15
1985 Doug Allison	17
1984 Doug Allison	14
1983 Dan Ratcliff	8
1982 Mike Menhart	7

1981 Tom Reilly	11
1980 Dave Goodchild	13
1979 Brian Winstead	15
1978 Brian Winstead	18

ASSISTS

2021 Lorgan Frost, Peter Clement	3
2020 Logan Frost, Peter Clement, Spencer Mallion	3
2019 Luca Myrer, Logan Frost, Andrew Halloran	3
2018 Mitchell Myers	5
2017 Luca Mayr	6
2016 Danny Deakin	6
2015 Ryan Arambula, Koty Millard	5
2014 Kurtis Turner	4
2013 Kurtis Turner	5
2012 Bradlee Baladez, Jeffrey Torda	3
2011 Mike Mangotic, Danny Cates, Bradlee Baladez	5
2010 Blake Brettschneider	10
2009 Four players	2
2008 David MacVane, Danny Cates	4
2007 Blake Brettschneider	4
2006 Mike Sambursky	8
2005 Josh Alcala	9
2004 Mike Sambursky	6
2003 Anthony Stovall	4
2002 JC Desriac, Robert Rosenberg	4
2001 Ryan Daley	8
2000 Jordan Quinn, Robert Rosenberg	6
1999 David Testo	7
1998 John Harr	9
1997 O'Neill, Watkins	9
1996 Four players	5
1995 Sigmar Scheving	10
1994 Rob Smith	12
1993 Billy Baumhoff	15
1992 Rob Smith	8
1991 Rob Smith	8
1990 Clark Brisson	8
1989 Ruben Tufino	16
1988 Grenville Pope	8
1987 Doug Allison	11
1986 Doug Allison, Dan Ratcliff	9
1985 Keith Leeper	11
1984 Arni Arnthorsson	9
1983 Roger Norman	5
1982 David Burr	9
1981 David Burr	8
1980 David Burr, Dave Goodchild	4
1979 Four players	4
1978 Brian Winstead	12




CAROLINA SOCCER

Year	Head Coach	Win	Loss	Tie	Pct	GS	GA	Win	Loss	Tie	Pct	Finish	Final Rank	Postseason
1978	Mark Berson	13	3	1	.794	67	12	-	-	-	-	-	-	-
1979	Mark Berson	14	5	0	.737	55	16	-	-	-	-	-	-	NCAA Tournament (16)
1980	Mark Berson	12	5	2	.684	52	24	-	-	-	-	-	-	-
1981	Mark Berson	16	4	1	.786	51	22	-	-	-	-	-	-	-
1982	Mark Berson	12	5	2	.684	47	22	-	-	-	-	-	-	-
1983	Mark Berson	8	11	2	.429	34	36	-	-	-	-	-	-	-
1984	Mark Berson	14	4	2	.750	59	23	-	-	-	-	-	20	-
1985	Mark Berson	20	3	1	.854	68	18	-	-	-	-	-	6	NCAA Tournament
1986	Mark Berson	17	5	0	.773	71	23	-	-	-	-	-	13	NCAA Tournament (8)
1987	Mark Berson	16	2	3	.833	63	10	-	-	-	-	-	2	NCAA Tournament (16)
1988	Mark Berson	14	4	4	.727	46	12	-	-	-	-	-	5	NCAA College Cup
1989	Mark Berson	17	3	2	.818	60	19	-	-	-	-	-	8	NCAA Tournament (8)
1990	Mark Berson	14	5	2	.714	40	19	-	-	-	-	-	12	NCAA Tournament (16)
1991	Mark Berson	14	5	0	.737	56	22	-	-	-	-	-	-	-
1992	Mark Berson	13	5	3	.690	50	32	-	-	-	-	-	-	NCAA Tournament
1993	Mark Berson	16	4	4	.750	70	26	4	0	1	.900	1st Metro	23	NCAA College Cup Finals
1994	Mark Berson	16	4	0	.800	64	21	4	1	0	.800	2nd Metro	6	NCAA Tournament
1995	Mark Berson	16	4	0	.800	58	20	-	-	-	-	-	3	NCAA Tournament (16)
1996	Mark Berson	8	9	2	.474	46	30	-	-	-	-	-	-	-
1997	Mark Berson	16	3	1	.825	81	23	-	-	-	-	-	8	NCAA Tournament (16)
1998	Mark Berson	16	5	0	.762	48	14	-	-	-	-	-	10	NCAA Tournament (16)
1999	Mark Berson	10	7	2	.579	48	30	-	-	-	-	-	-	-
2000	Mark Berson	12	4	3	.711	41	19	-	-	-	-	-	17	NCAA Tournament
2001	Mark Berson	12	5	2	.684	45	23	-	-	-	-	-	20	NCAA Tournament
2002	Mark Berson	11	8	1	.575	28	20	-	-	-	-	-	-	NCAA Tournament
2003	Mark Berson	9	7	2	.556	25	18	-	-	-	-	-	-	-
2004	Mark Berson	12	7	1	.625	34	27	-	-	-	-	-	-	NCAA Tournament
2005	Mark Berson	12	7	2	.619	36	27	7	1	1	.833	2nd C-USA	-	NCAA Tournament
2006	Mark Berson	11	5	1	.676	29	19	4	3	1	.563	T-4th C-USA	-	-
2007	Mark Berson	11	6	2	.632	28	21	4	2	2	.625	4th C-USA	-	-
2008	Mark Berson	8	6	5	.553	27	16	2	2	4	.500	5th C-USA	-	-
2009	Mark Berson	7	8	3	.472	18	23	2	4	2	.375	T-6th C-USA	-	-
2010	Mark Berson	13	7	2	.636	27	25	4	3	1	.563	4th C-USA	-	NCAA Tournament (16)
2011	Mark Berson	9	7	3	.553	29	31	6	1	1	.813	T-1st C-USA	-	NCAA Tournament
2012	Mark Berson	5	11	2	.333	20	33	2	5	1	.313	8th C-USA	-	-
2013	Mark Berson	7	7	5	.500	25	25	4	2	3	.611	4th C-USA	-	-
2014	Mark Berson	10	10	0	.500	30	33	3	5	0	.375	7th C-USA	-	-
2015	Mark Berson	11	8	2	.571	28	29	6	2	0	.750	3rd C-USA	-	NCAA Tournament
2016	Mark Berson	11	8	1	.575	30	23	5	2	1	.688	2nd C-USA	-	NCAA Tournament
2017	Mark Berson	6	9	2	.412	21	30	2	4	2	.375	7th C-USA	-	-
2018	Mark Berson	7	10	0	.412	20	20	2	6	0	.250	8th C-USA	-	-
2019	Mark Berson	7	9	2	.286	19	30	2	5	0	.286	6th C-USA	-	-
2020	Mark Berson	8	7	1	.531	29	24	2	4	1	.357	6th C-USA	-	-
2021	Tony Annan	5	9	2	.375			1	5	2	.167	7th C-USA	-	-
TOTAL 44 YEARS		516	270	78	.643	1,823	990	66	57	23	.531	2 Conference Titles	22 NCAA Appearances	

HISTORY



1993 Metro Conference Champions



2011 Conference USA Champions



CAROLINA SOCCER



1993

TEAM	MC	PCT	ALL	PCT
South Carolina	4-0-1	.900	16-4-4	.750
VCU	4-1-0	.800	15-3-0	.833
Charlotte	3-1-1	.700	10-7-2	.579
Virginia Tech	1-4-0	.200	10-8-1	.553
USF	1-4-0	.200	9-6-1	.594
Louisville	1-4-0	.200	2-16-2	.150

1994

TEAM	MC	PCT	ALL	PCT
South Carolina	4-1-0	.800	16-4-0	.800
USF	3-2-0	.600	9-7-0	.563
Louisville	2-3-0	.400	10-9-0	.526
Virginia Tech	1-4-0	.200	7-12-0	.368
VCU	0-5-0	.000	5-14-0	.263



2005

TEAM	C-USA	PCT	ALL	PCT
South Carolina	7-1-1	.823	12-7-2	.619
SMU	8-1-0	.889	14-6-3	.674
UAB	5-3-1	.611	10-7-1	.583
FIU	4-3-2	.556	8-7-2	.529
Marshall	4-3-2	.556	8-9-2	.474
Memphis	3-4-2	.444	8-8-2	.500
Kentucky	3-4-2	.444	6-7-6	.474
Tulsa	2-4-3	.389	7-7-7	.500
UCF	2-6-1	.278	7-8-1	.469
East Carolina	0-9-0	.000	0-15-1	.031

2006

TEAM	C-USA	PCT	ALL	PCT
South Carolina	4-3-1	.563	11-5-1	.676
SMU	5-1-2	.750	17-2-4	.826
Kentucky	5-2-1	.688	14-5-2	.714
Tulsa	5-3-0	.625	9-10-0	.474
UAB	4-3-1	.563	10-6-4	.600
UCF	3-3-2	.500	6-9-2	.412
Memphis	3-5-0	.375	10-8-0	.556
FIU	2-6-0	.250	6-10-2	.389
Marshall	1-6-1	.188	4-10-2	.313

2007

TEAM	C-USA	PCT	ALL	PCT
South Carolina	4-2-2	.625	11-6-2	.632
Tulsa	6-0-2	.875	15-3-2	.800
SMU	6-1-1	.813	14-5-2	.714
Kentucky	5-3-0	.625	7-10-2	.421
Memphis	3-2-3	.563	10-5-4	.632
Marshall	3-5-0	.375	10-9-1	.525
FIU	2-6-0	.250	5-14-2	.286
UAB	2-6-0	.250	7-11-1	.395
UCF	0-6-2	.125	4-12-2	.278

2008

TEAM	C-USA	PCT	ALL	PCT
South Carolina	2-2-4	.500	8-6-5	.553
Tulsa	7-0-1	.938	16-4-3	.761
Kentucky	6-1-1	.813	12-4-5	.690
Memphis	3-4-1	.438	6-11-2	.368
SMU	3-4-1	.438	10-6-2	.611
UCF	3-4-1	.438	7-11-1	.395
Marshall	3-5-0	.375	3-14-1	.194
UAB	2-5-1	.312	6-10-3	.395
FIU	2-6-0	.250	4-11-2	.294

2009

TEAM	C-USA	PCT	ALL	PCT
South Carolina	2-4-2	.375	7-8-3	.472
Tulsa	6-1-1	.813	15-5-2	.727
Marshall	6-2-0	.750	10-7-2	.579
UAB	5-2-1	.688	12-4-2	.722
Kentucky	5-3-0	.625	13-6-0	.684
Memphis	3-5-0	.375	7-7-2	.500
SMU	2-4-2	.375	6-8-2	.438
UCF	2-5-1	.312	6-7-3	.469
FIU	1-6-1	.188	6-10-1	.382

2010

TEAM	C-USA	PCT	ALL	PCT
South Carolina	4-3-1	.563	13-7-2	.636
SMU	7-1-0	.875	16-2-2	.850
UCF	4-1-3	.688	12-5-3	.675
Kentucky	4-2-2	.625	7-8-4	.474
UAB	4-4-0	.500	10-7-1	.583
Tulsa	3-3-2	.500	12-7-2	.619
Marshall	3-4-1	.438	9-5-4	.611
Memphis	1-6-1	.188	5-11-1	.324
FIU	1-7-0	.125	7-10-0	.412

2011

TEAM	C-USA	PCT	ALL	PCT
South Carolina	6-1-1	.812	9-7-3	.553
SMU	6-1-1	.812	13-5-3	.690
UCF	4-3-1	.562	12-6-3	.643
SMU	4-3-1	.562	13-7-1	.643
Marshall	4-3-1	.562	8-8-1	.500
Memphis	4-4-0	.500	11-6-1	.639
Kentucky	2-5-1	.312	9-9-2	.500
FIU	1-5-2	.250	5-8-4	.412
Tulsa	1-7-0	.125	5-12-0	.294

2012

TEAM	C-USA	PCT	ALL	PCT
South Carolina	2-5-1	.312	5-11-2	.333
SMU	6-2-0	.750	10-5-5	.625
Tulsa	5-2-1	.688	14-6-1	.690
UCF	5-3-0	.625	8-7-3	.528
Memphis	4-2-2	.625	8-7-3	.528
Kentucky	4-3-1	.562	10-9-2	.524
UAB	4-4-0	.500	10-8-2	.550
Marshall	3-5-0	.375	11-5-1	.676
FIU	0-7-1	.062	8-8-2	.500

2013

TEAM	C-USA	PCT	ALL	PCT
South Carolina	4-2-3	.611	7-7-5	.500
New Mexico	7-1-1	.833	14-6-2	.782
Old Dominion	7-2-0	.778	11-6-1	.639
UAB	5-3-1	.611	12-5-1	.694
Tulsa	4-3-2	.556	11-6-3	.625
Charlotte	4-3-2	.556	12-6-3	.643
Kentucky	3-4-2	.444	7-10-3	.425
FIU	2-6-1	.278	6-10-1	.382
Florida Atlantic	1-7-1	.167	7-7-2	.500
Marshall	0-6-3	.167	2-11-6	.263

2014

TEAM	C-USA	PCT	ALL	PCT
South Carolina	3-5-0	.375	10-10	.500
Charlotte	6-1-1	.813	14-4-1	.763
Kentucky	5-1-2	.750	10-6-4	.600
UAB	5-3-0	.625	11-7-2	.600
Old Dominion	4-3-1	.562	13-7-1	.643
New Mexico	4-4-0	.500	11-6-1	.639
Marshall	3-4-1	.438	7-9-3	.447
FIU	2-6-0	.250	6-9-1	.406
Florida Atlantic	1-6-1	.188	1-13-2	.125

2015

TEAM	C-USA	PCT	ALL	PCT
South Carolina	6-2-0	.750	11-8-2	.571
Kentucky	7-0-1	.938	12-5-2	.684
Charlotte	6-1-1	.813	11-6-3	.625
Old Dominion	3-3-2	.500	8-5-3	.594
FIU	3-4-1	.438	12-7-1	.625
New Mexico	2-4-2	.375	8-6-4	.556
Marshall	2-5-1	.313	8-9-2	.474
UAB	2-6-0	.250	5-11-0	.455
Florida Atlantic	1-7-0	.125	2-12-2	.188

2016

TEAM	C-USA	PCT	ALL	PCT
South Carolina	5-2-1	.688	11-8-1	.575
Charlotte	7-1-0	.875	12-4-2	.722
FIU	5-2-1	.688	10-7-2	.579
Kentucky	5-3-0	.625	11-5-3	.658
New Mexico	4-3-1	.563	12-7-3	.614
UAB	2-5-1	.313	6-9-3	.417
Old Dominion	2-5-1	.313	6-9-2	.412
Florida Atlantic	2-6-0	.250	4-10-1	.300
Marshall	1-6-1	.188	6-11-1	.361

2017

TEAM	C-USA	PCT	ALL	PCT
South Carolina	2-4-2	.375	8-10-1	.447
FIU	6-0-2	.875	12-1-4	.824
Old Dominion	6-2-0	.750	13-5-2	.700
Kentucky	4-2-2	.625	8-6-4	.556
New Mexico	3-2-2	.571	8-4-4	.625
Charlotte	2-1-5	.563	8-5-6	.579
Marshall	3-5-0	.375	8-10-1	.447
Florida Atlantic	2-6-0	.250	2-14-0	.125
UAB	1-6-1	.188	5-7-4	.438



CAROLINA SOCCER

2018

TEAM	C-USA	PCT	ALL	PCT
Kentucky	7-1-0	.875	19-2-1	.886
Old Dominion	6-2-0	.750	11-5-2	.667
Charlotte	6-2-0	.750	14-5-2	.714
FIU	5-3-0	.625	7-10-0	.412
Marshall	3-3-2	.500	8-9-3	.475
UAB	2-5-1	.313	6-9-3	.417
New Mexico	2-5-1	.313	4-11-1	.281
South Carolina	2-6-0	.250	7-10-0	.412
Florida Atlantic	1-7-0	.125	2-13-0	.133

2019

TEAM	C-USA	PCT	ALL	PCT
Marshall	5-1-1	.786	16-3-3	.795
Charlotte	4-0-3	.786	12-4-4	.700
FIU	4-2-1	.643	10-3-5	.694
Kentucky	4-2-1	.643	13-5-3	.690
FAU	3-4	.429	7-8-1	.469
South Carolina	2-5	.286	7-9-2	.444
UAB	1-5-1	.214	3-12-2	.235
ODU	1-5-1	.214	3-11-1	.233

2020

TEAM	C-USA	PCT	ALL	PCT
Marshall	6-0-1	.929	13-2-3	.806
Charlotte	6-1	.857	6-3-2	.636
FIU	3-3-1	.500	4-4-1	.500
Kentucky	3-3-1	.500	12-5-2	.684
Florida Atlantic	3-4	.429	6-4-2	.583
South Carolina	2-4-1	.357	8-7-1	.531
UAB	1-5-1	.214	3-12-1	.219
ODU	0-4-3	.214	1-4-3	.313

2021

TEAM	C-USA	PCT	ALL	PCT
FIU	7-0-1	.938	12-4-2	.722
Marshall	5-1-2	.786	11-4-3	.706
Charlotte	5-3	.600	10-6-1	.618
Coastal Carolina	3-1-4	.625	6-5-4	.533
Kentucky	3-1-4	.625	15-2-4	.810
Florida Atlantic	2-4-2	.375	9-7-3	.553
South Carolina	1-5-2	.250	5-9-2	.375
Old Dominion	1-5-2	.250	3-9-2	.286
UAB	0-7-1	.063	2-12-1	.167



NCAA LEDGER

1979

at Clemson 0-1 L Clemson, S.C. 1st

1985

Duke 3-0 W THE GRAVEYARD 1st
at Clemson 1-0 (PK) W Clemson, S.C. 2nd
American 0-2 L THE GRAVEYARD QF

1986

at Duke 2-3 L Durham, N.C. 1st

1987

NC State 1-0 (OT) W THE GRAVEYARD 1st
North Carolina 1-2 (PK) L THE GRAVEYARD 2nd

1988 - NCAA COLLEGE CUP

North Carolina 3-1 W THE GRAVEYARD 2nd
SMU 1-0 W THE GRAVEYARD QF
Howard 0-2 L Bloomington, Ind. SF

1989

Duke 2-1 W THE GRAVEYARD 1st
at Wake Forest 5-1 W Winston-Salem, N.C. 2nd
at Virginia 0-1 (OT) L Charlottesville, Va. QF

1990

at Clemson 3-0 W Clemson, S.C. 1st
at NC State 1-3 L Raleigh, N.C. 2nd

1992

Coastal Carolina 0-2 L THE GRAVEYARD 1st

1993 - NCAA COLLEGE CUP

Furman 1-0 W THE GRAVEYARD 1st
at Clemson 3-2 W Clemson, S.C. 2nd
Air Force 6-0 W THE GRAVEYARD QF
vs. Cal State Fullerton 1-0 W Davidson, N.C. SF

NATIONAL CHAMPIONSHIP GAME

vs. Virginia 0-2 L Davidson, N.C. F

1994

NC State 0-1 L THE GRAVEYARD 1st


1995



Head coach Mark Berson has been at the helm of the Carolina program since the inaugural 1978 season. Berson has led the Gamecocks to 21 NCAA Tournament appearances during his tenure.



The 1988 Gamecock men's soccer team made history during the later months of the season. After a top seed and an opening-round bye, SC won the battle of the Carolinas with a 3-1 victory over North Carolina, avenging a stunning loss from the previous season. In the second round, the squad went on to capture a 1-0 victory over SMU to advance to the school's first semifinal appearance.



CLARK BRISSON
1987-90



CAROLINA SOCCER



1993 was a year to remember for the Gamecocks. Opening the NCAA Tournament with consecutive victories over intra-state rivals Furman and Clemson blanking Air Force 6-0 on its home field, Carolina seemed destined for greatness. Behind the late heroics of Jaime Posnanski, USC captured a 1-0 victory over Cal State Fullerton to advance to the national championship game against ACC foe Virginia. The Cavaliers collected a 2-0 victory, but Carolina etched its name in history.

All-Time vs. Opponents in the NCAA Tournament

Opponent	Record
Air Force	1-0
American	0-1
Cal State Fullerton	1-0
Charleston Southern	1-0
Clemson	3-3
Coastal Carolina	1-2
College of Charleston	0-1
Duke	3-3
Furman	1-0-1
Howard	0-1
Mercer	1-0
Michigan	0-1
North Carolina	1-1
NC State	1-2
SMU	1-0
UAB	0-1
UC Santa Barbara	0-1
Virginia	0-3
VCU	1-0
Wake Forest	1-1-1
Total:	17-22-2

Coastal Carolina	3-1 (OT) W	THE GRAVEYARD 1st
Duke	0-2 L	THE GRAVEYARD 2nd

1997

Charleston Southern	3-0 W	STONE STADIUM 1st
Clemson	0-1 (OT) L	STONE STADIUM 2nd

1998

VCU	2-0 W	STONE STADIUM 1st
at Virginia	0-1 L	Charlottesville, Va. 2nd

2000

Duke	0-1 L	STONE STADIUM 1st
------	-------	-------------------

2001

UAB (OT)	2-3 L	STONE STADIUM 2nd
----------	-------	-------------------

2002

Coastal Carolina	1-2 (OT) L	STONE STADIUM 1st
------------------	------------	-------------------

2004

College of Charleston	2-3 L	STONE STADIUM 1st
-----------------------	-------	-------------------

2005

at Wake Forest	0-2 L	Winston-Salem, N.C. 1st
----------------	-------	-------------------------

2010

Duke	1-0 W	STONE STADIUM 2nd
Michigan	1-3 L	STONE STADIUM 3rd

2011


Wake Forest	1-1 (2OT) T	STONE STADIUM 1st
** Wake Forest advanced on PK's, 4-3		

2015

Furman	1-1 (2OT) T	STONE STADIUM 1st
** South Carolina advanced on PK's, 2-1		
at UC Santa Barbara	0-1 (OT)	L
Santa Barbara, Calif.	2nd	

2016

Mercer	1-0 W	STONE STADIUM 1st
at Clemson	2-1 (OT) L	Clemson, S.C. 2nd



BILLY BAUMHOFF
1991-94



The Gamecocks celebrated after downing Duke in the 2010 NCAA Tournament second-round matchup at Stone Stadium.



NCAA MATCH RECAPS

1979 First Round Clemson 1, Carolina 0 Nov. 25 at Riggs Field

CLEMSON, S.C. — After only two seasons of competition, Mark Berson led the Gamecocks to the school's first NCAA Tournament appearance. The game was a rematch of an earlier 1-0 win by the Tigers in Clemson, and a first-half goal by Obed Ariri began and ended the scoring on a rainy day at Riggs Field.

The loss ended USC's season at 14-5-0, a year that included four losses by a 1-0 score and that earned the Gamecocks their first national ranking (16th at midseason).

SCORE BY PERIOD	1	2	OT	OT TOT
South Carolina	0	0	0	0
Clemson	1	0	0	1

SCORING

CU — Ariri (Nwokocha), 10:54

1985 First Round Carolina 3, Duke 0 Nov. 17 at The Graveyard

COLUMBIA, S.C. — Two first-half goals just eight minutes apart broke a scoreless tie, and Carolina went on to a 3-0 victory over Duke in the Gamecocks' first ever NCAA Tournament match at The Graveyard. Carolina opened the scoring 21 minutes into the match on a goal by Doug Allison off a Scott Cook pass. Cook scored eight minutes later when an apparent cross found the net for a 2-0 halftime lead.

Dan Ratcliff finished the scoring 15 minutes into the second half on a pass from Allison as the Gamecocks advanced to the second round for the first time in school history.

SCORE BY PERIOD	1	2	OT	OT TOT
Duke	0	0	0	0
South Carolina	2	1	0	3

SCORING

USC — Allison (Cook), 21:05
USC — Cook (UA), 29:24
USC — Ratcliff (Allison), 59:31

1985 Second Round Carolina 1, Clemson 0 (PK) Nov. 24 at Riggs Field

CLEMSON, S.C. — Carolina headed into the second-round match at Clemson with a 19-2-1 record with the Tigers breaking USC's 13-match winning streak earlier in the year at Clemson. Also on the line was Clemson's perfect 9-0 record all-time against the Gamecocks as over 6,000 spectators were on hand for the NCAA South Region Championship match.

But Carolina put together its finest defensive performance of the year, stopping 14 Clemson shots and sending the match into sudden death penalty kicks. After Carolina's Bill Hency made it 1-0, the Tigers' J.R. Fenton missed wide right and, following Arni Arnthorsson's successful try, the Gamecocks had defeated the defending national champions for the first time and had advanced to the NCAA quarterfinals.

SCORE BY PERIOD	1	2	OT	OT TOT
South Carolina	0	0	0	0
Clemson	0	0	0	0

PENALTY KICK SCORING

USC — Hency (G), Baltzegar (G), Allison (G), Ratcliff (G), Arnthorsson (G)
CU — Fenton (N), Murray (G), Stebbins (G), Rutenis (G)

1985 Quarterfinals American 2, Carolina 0 Dec. 1 at The Graveyard

COLUMBIA, S.C. — South Carolina had its bid for a trip to the Final Four thwarted by a talented American squad in front of over 4,000 rain-soaked fans as the Eagles won 2-0 at The Graveyard. Playing on a field drenched by rain for four days, the two teams were scoreless after the first half, but the Eagles broke out in the second stanza.

All-American Michael Brady slipped a tough-angle shot past USC's National Goalkeeper of the Year Warren Lipka at 58:11 for what turned out to be the game-winning goal. Brady then assisted on a second goal, which put the contest away and sent American to the Final Four, where the Eagles lost in the finals to UCLA.

Carolina finished the year with a school-record 20 wins and a 20-3-1 overall mark.

SCORE BY PERIOD	1	2	OT	OT TOT
American	0	2	0	2
South Carolina	0	0	0	0

SCORING

AU — Brady (UA), 58:11
AU — Corbett (Brady), 76:30

1986 First Round Duke 3, Carolina 2 Nov. 16 at Duke Field

DURHAM, N.C. — South Carolina played its first NCAA match outside the state of South Carolina and came away with a hard-luck 3-2 loss to the highly-regarded Blue Devils at Duke Field. The Gamecocks had lost to the Blue Devils 3-2 in overtime earlier in the year and were poised for revenge after Gavin Coombs scored nine minutes into the game.

But after Duke tied the game at the 22:47 mark on a goal by Steve Kerr, the Blue Devils pushed another goal across when Tommy Loeber and goalie Chris Foley collided on a crossing pass, sending both players to the hospital. Duke would score again just 28 seconds later for a 3-1 lead, but Carolina fought back to a 3-2 halftime deficit after a Dan Ratcliff unassisted goal with less than a minute to play.

Neither team scored in the second half, ending the Gamecocks' season at 17-5-0.

SCORE BY PERIODS	1	2	OT	OT TOT
South Carolina	2	0	0	2
Duke	3	0	0	3

SCORING

USC — Coombs (Allison/Root), 9:08
DU — Kerr (Mitch), 22:47
DU — Stone (Weadock), 26:51
DU — Stone (UA), 27:19
USC — Ratcliff (UA), 44:04

1987 First Round Carolina 1, NC State 0 (ot) Nov. 15 at The Graveyard

COLUMBIA, S.C. — South Carolina entered the 1987 NCAA Tournament as the South Region's top seed and led by the senior tandem of Doug Allison, Marty Baltzegar, Scott Cook and Jim Sonefeld. In the first round, the Gamecocks took advantage of that leadership as Cook pushed through an overtime goal for USC's 1-0 win over N.C. State at The Graveyard.

Carolina outshot the Wolfpack 14-5 and had a number of opportunities thwarted by N.C. State goalie Kris Peat. But Cook penetrated the defense and scored on a Jeff Love pass with only 2:36 left in the second overtime period to send the Gamecocks into the South Region title match.

SCORE BY PERIOD	1	2	OT	OT TOT
N.C. State	0	0	0	0
South Carolina	0	0	0	1

SCORING

USC — Cook (Love), 107:24



**1987 Second Round
UNC 2, Carolina 1 (PK)
Nov. 22 at The Graveyard**

COLUMBIA, S.C. — The North Carolina Tar Heels broke the hearts of the Gamecock soccer faithful as Derek Missimo pushed through the clinching penalty kick for a 2-1 Tar Heel victory to end the Gamecocks' season.

UNC opened the scoring with a goal midway through the opening half, but Doug Allison answered on a Scott Cook pass at the 70:11 mark to send the game into overtime. Both teams had chances go by the board in overtime and after the Gamecocks missed twice on penalty chances, Missimo netted the game winner.

The loss to UNC was only the second for the Gamecocks on the season as they finished with an impressive 16-2-3 record, allowing a school-low 0.42 goals per game with an incredible 14 shutouts.

SCORE BY PERIOD	1	2	OT	OT TOT
North Carolina	1	0	0	1
South Carolina	0	1	0	1

SCORING

UNC — Cocking (Ashton), 21:17
USC — Allison (Cook), 70:11

**1988 Second Round
Carolina 3, UNC 1
Nov. 20 at The Graveyard**

COLUMBIA, S.C. — Fresh off another top seed in the South and looking for revenge from last year's stunning setback to North Carolina, the Gamecocks cruised to a 3-1 win over the Tar Heels at The Graveyard. The Gamecocks looked sharp after earning a first-round bye, pushing through two first-half goals and never trailing.

Phil Seidenberg opened the scoring off a Clark Brisson pass at the 27:17 mark, and USC made it 2-0 after Grenville Pope scored at 38:37 to put the Gamecocks up by a 2-0 count at the intermission. Derek Missimo scored an unassisted goal with 7:30 to play in the match, but the Gamecocks responded on a Brisson goal four minutes later for the victory, sending USC to the NCAA quarterfinals for the second time in four years.

SCORE BY PERIOD	1	2	TOT
North Carolina	0	1	1
South Carolina	2	1	3

SCORING

USC — Seidenberg (Brisson), 27:17
USC — Pope (Walsh/Arndt), 38:37
UNC — Missimo (UA), 82:30
USC — Brisson (Love), 86:5

**1988 Quarterfinals
Carolina 1, SMU 0
Nov. 27 at The Graveyard**

COLUMBIA, S.C. — South Carolina made school history, scoring on a beautifully orchestrated goal in the first half and held on for a 1-0 win over SMU at The Graveyard to advance to the NCAA Final Four for the first time in school history.

Played before a good crowd on Thanksgiving weekend, Carolina broke the ice midway through the first half off a free kick. Clark Brisson whiffed on the attempt just outside the 18-yard box and got behind the SMU wall, where a second pass from Billy McMullan found him wide open for the point-blank goal. The Gamecocks' Charles Arndt stopped 10 Mustang shots and led the Gamecocks to Bloomington, Ind., for a shot at the title.

SCORE BY PERIOD	1	2	TOT
Southern Methodist	0	0	0
South Carolina	1	0	1

SCORING

USC — Brisson (McMullan), 28:40

**1988 Semifinals
Howard 2, Carolina 0
Dec. 3 at Bill Armstrong Stadium**

BLOOMINGTON, IND. — Playing in its first NCAA Final Four game, South Carolina could not overcome missed opportunities and a star-studded performance from Howard goalie Shaka Hislop as the Bison came away with a 2-0 victory in the semifinals.

Though USC outshot the Bison 12-8, Carolina missed two point-blank chances in the first half on incredible Hislop attacks, and the teams went into intermission tied at 0-0. Howard would score a penalty kick goal less than 10 minutes into the second half, however, and got past the Gamecock defense for the final margin with 15 minutes left for the 2-0 victory.

Carolina ended its most successful season with a 14-4-4 mark, but turned around its season after ties with UCLA, Indiana and San Diego State en route to the strong finish.

SCORE BY PERIOD	1	2	OT	OT TOT
South Carolina	0	0	0	0
Howard	0	2	0	2

SCORING

HU — Akanni (PK), 53:36
HU — Jones (Isaacs), 74:58

**1989 First Round
Carolina 2, Duke 1
Nov. 12 at The Graveyard**

COLUMBIA, S.C. — For the second time in three years, South Carolina came away with a thrilling victory in the first round as the Gamecocks slipped past Duke 2-1 at The Graveyard. In a game featuring all the scoring in the second half, USC advanced to the second round of the tourney for the third-straight season and the fourth time in five years.

The two teams played to a scoreless first half with the Gamecocks dominating, outshooting Duke 15-7. Andrew Coggins broke the ice with a goal at 65:07, but Duke tied it seven minutes later. The score remained tied until Ruben Tufino scored with only four minutes left on the clock for the thrilling, 2-1 win.

SCORE BY PERIOD	1	2	TOT
Duke	0	1	1
South Carolina	0	2	2

SCORING

USC — Coggins (Gudjonsson), 65:07
DU — Knull (Valenti), 72:32
USC — Tufino (Strehmel), 85:29

**1989 Second Round
Carolina 5, Wake Forest 1
Nov. 19 at Polo Field**

WINSTON-SALEM, N.C. — In one of the more impressive offensive showings in USC's postseason history, South Carolina scored early and never trailed in blistering Wake Forest, 5-1, at Polo Field to earn a berth in the NCAA quarterfinals for the third time in five years. Carolina wasted little time, scoring on a Jeff Love goal just five minutes into the match, followed by an unassisted Ruben Tufino score at 18:02 to make it 2-0 Gamecocks at halftime. Wake Forest finally scored with just less than 20 minutes to play, but the Gamecocks quickly responded with three goals.

Tufino scored six minutes after the Deacon tally, and Clark Brisson and Andrew Coggins closed out the scoring in the final five minutes — Coggins' goal coming on a midfield chip of the Deacon goalkeeper with a minute to play.

SCORE BY PERIOD	1	2	TOT
South Carolina	2	3	5
Wake Forest	0	1	1

SCORING

USC — Love (Brisson), 5:16
USC — Tufino (UA), 18:02
WFU — Davies (Covone/Mackey), 71:17
USC — Tufino (UA), 77:44
USC — Brisson (Coggins/Jonsson), 85:23
USC — Coggins (Gudjonsson), 88:54



1989 Quarterfinals
Virginia 1, Carolina 0 (OT)
Nov. 26 at Scott Stadium

CHARLOTTESVILLE, VA. — Chris Keldermen scored an astroturf-aided goal with under 10 minutes to play in the second overtime period, and Virginia went on to a 1-0 victory over the Gamecocks at Scott Field, ending USC's run and season at 17-3-2.

The Gamecocks had trouble adjusting to the astroturf surface early, but managed to get outstanding goalkeeping from Chris Foley and went into intermission tied 0-0. Neither team could get on the board in the second half, with a Clark Brisson shot from inside the 18-yard box glancing off the crossbar with time ticking away in regulation. Cavalier goalie and future U.S. Olympic team member Tony Meola stopped a couple of Gamecock attempts in overtime before Keldermen's goal iced the contest.

A Virginia shot was saved by Foley on a diving attempt, but the ball bounced into the air off the turf surface, where Keldermen headed it in at 111:52 for the victory.

SCORE BY PERIOD	1	2	OT	OT	TOT
South Carolina	0	0	0	0	0
Virginia	0	0	0	1	1

SCORING

UVA — Keldermen (Fallon), 111:52

1990 First Round
Carolina 3, Clemson 0
Nov. 11 at Riggs Field

CLEMSON, S.C. — Faced with the task of a return trip to Clemson where Carolina had lost 3-1 earlier in the year, the Gamecocks responded with a resounding 3-0 victory over the Tigers at Riggs Field to advance to the NCAA second round.

Played before 5,500 fans in Clemson, Greg Strehmel broke a scoreless match up with a goal at the 39:21 mark for a 1-0 USC lead at the intermission. Just after the half, Andrew Coggins took consecutive passes from Clark Brisson and Jonas Gudjonsson to put the Gamecocks up 2-0. A late penalty kick by Strehmel closed out the scoring and sent the Gamecocks into the second round for the fourth-straight season.

The 3-0 loss to Carolina was Clemson's worst margin of defeat in 18 years and was the worst loss ever on its home field in an NCAA Tournament match.

SCORE BY PERIOD	1	2	TOT
South Carolina	1	2	3
Clemson	0	0	0

SCORING

USC — Strehmel (Love/Brisson), 39:21
 USC — Coggins (Brisson/Gudjonsson), 49:11
 USC — Strehmel (PK), 82:00

1990 Second Round
NC State 3, Carolina 1
Nov. 18 at Method Road Soccer Stadium

RALEIGH, N.C. — The postseason road for Carolina stopped in Raleigh, N.C., where the Gamecocks could not make a 1-0 lead hold up as the Wolfpack cruised past USC 3-1 in the South Region title match. The loss ended USC's season at 14-5-2.

South Carolina was outshot badly in the early going, but got a 35-yard bullet from Ruben Tufino to take a 1-0 lead eight minutes into the game. NC State, led by All-American Tab Ramos, answered with a goal at the 38:28 minute mark to tie the game at halftime. Tom Tanner exploded for two goals in the second half for the 3-1 victory as his teammate, Dario Brose, had all three of N.C. State's assists.

SCORE BY PERIOD	1	2	TOT
South Carolina	1	0	1
NC State	1	2	3

SCORING

USC — Tufino (Love), 8:06
 NCS — Sanchez (Brose), 38:28
 NCS — Tanner (Brose), 66:42
 NCS — Tanner (Brose), 79:19

1992 First Round
Coastal Carolina 2, Carolina 0
Nov. 15 at The Graveyard

COLUMBIA, S.C. — For only the third time in eight NCAA matches at The Graveyard, South Carolina fell at the hands of in-state rival Coastal Carolina 2-0 before 1,825 fans in Columbia. The loss ended South Carolina's season at 13-5-3 but gave USC its seventh NCAA appearance in eight seasons.

The match was scoreless until the Chanticleers scored at the 21:26 mark and held off two good USC scoring opportunities for a 1-0 halftime lead. Carolina would again watch some good scoring chances go by the boards before Coastal iced the game with a goal with only 13 seconds to play.

SCORE BY PERIOD	1	2	TOT
Coastal Carolina	1	1	2
South Carolina	0	0	0

SCORING

CC — Payne (Araya), 21:26
 CC — Williams (UA), 89:47

1993 First Round
Carolina 1, Furman 0
Nov. 14 at The Graveyard

COLUMBIA, S.C. — South Carolina began its road to the national championship game with a hard-fought contest against another in-state rival. This time, a late goal for the Gamecocks propelled them to a 1-0 victory over Furman at The Graveyard.

The Gamecocks were looking to avenge a 5-2 loss to the Paladins in Greenville in the second week of the season. South Carolina dominated play early, outshooting Furman 14-6, but were unable to score until Billy Clifford knocked in the game's lone score at the 87:42 mark.

Goalkeeper David Turner turned in another solid effort with a shutout and four saves on the afternoon.

SCORE BY PERIOD	1	2	TOT
Furman	0	0	0
South Carolina	0	1	1

SCORING

USC — Clifford (Pier), 87:42

1993 Second Round
Carolina 3, Clemson 2
Nov. 21 at Riggs Field

CLEMSON, S.C. — Carolina returned to Riggs Field for the fourth time in NCAA play and for the second time in 1993 after an earlier 2-1 overtime win over the Tigers. Before an overflow crowd of 6,720 — the second-largest ever in the state of South Carolina — the Gamecocks advanced to the quarterfinals with an impressive 3-2 victory over Clemson.

Carolina started out on fire and led 2-0 after just 20 minutes of action. Chris Faklaris (14:44) and Rob Smith (18:19) recorded unassisted goals for USC's early advantage, but Wolde Harris got Clemson within one at the intermission. Harris scored a second goal 10 minutes into the second stanza and momentum seemed to be on Clemson's side for a comeback. Smith, however, launched a 25-yard blast that beat Tiger goalie Yaro Zawislan to the upper far corner of the net for the victory.

The victory marked the first time that Clemson had been beaten by the same team twice at home in the same season.

SCORE BY PERIOD	1	2	TOT
South Carolina	2	1	3
Clemson	1	1	2

SCORING

USC — Faklaris (UA), 14:44
 USC — Smith (UA), 18:19
 CU — Harris (Glenn), 24:53
 CU — Harris (Glenn/Guthrie), 56:28
 USC — Smith (Baumhoff), 64:54



1993 Quarterfinals Carolina 6, Air Force 0 Nov. 28 at The Graveyard

COLUMBIA, S.C. — Carolina blistered an Air Force team, which had beaten top ranked Creighton and North Carolina on the road in previous weekends, by a 6-0 count to advance to the NCAA Final Four for the second time in school history. Played before 4,104 fans at The Graveyard, USC recorded its highest victory margin in an NCAA Tournament game.

Jamie Posnanski returned from a mid-season illness to record the game-winning goal at 23:49 into the match. USC led 2-0 at the half after a Chris Faklaris goal, and the Gamecocks got second-half goals from Helgi Bjorgvinsson, Steve Pier, Sigmar Scheving and Matt Haiduk for the 6-0 victory. Billy Baumhoff recorded three assists in the win.

SCORE BY PERIODS	1	2	TOT
Air Force	0	0	0
South Carolina	2	4	6

SCORING

USC — Posnanski (UA), 23:49
USC — Faklaris (Baumhoff), 38:46
USC — Bjorgvinsson (UA), 48:16
USC — Pier (Faklaris), 56:07
USC — Scheving (Baumhoff), 60:33
USC — Haiduk (Baumhoff), 65:08

1993 Semifinals Carolina 1, Cal State-Fullerton 0 Dec. 3 at Richardson Field

DAVIDSON, N.C. — Playing before over 10,000 fans and a national television audience, Carolina made a late goal stand up and advanced to the national championship game with a 1-0 victory over Cal State-Fullerton at Richardson Field on the Davidson College campus.

With only 16 shots being attempted by both teams combined, the score remained at 0-0 until a set-play sequence with 8:07 to play. Billy Baumhoff fired a long throw into the 18-yard box, which was flicked by Greg King past the Titan goalie to the foot of Jamie Posnanski, who guided the ball just inside the near post for the victory.

The heroics were not over, however, as a Cal State-Fullerton shot from point blank range with under 30 seconds to play was deflected by USC goalie David Turner to preserve the victory.

SCORE BY PERIOD	1	2	TOT
Cal State-Fullerton	0	0	0
South Carolina	0	1	1

SCORING

USC — Posnanski (King/Baumhoff), 81:53

1993 Championship Game Virginia 2, Carolina 0 Dec. 5 at Richardson Field

DAVIDSON, N.C. — Standing at the threshold of unprecedented success for the Carolina athletics program, South Carolina could not withstand a powerful Virginia squad and fell to the Cavaliers, 2-0, in the national championship match. The loss left the Gamecocks 16-4-4 in the school's most successful season ever.

The first half remained scoreless until Nate Friends connected on his first of two goals with just over five minutes to play in the first half for a 1-0 halftime advantage. Carolina narrowly missed tying the game twice, including a breakaway attempt by Steve Pier that missed wide left. Friends then connected off a free kick with four minutes to play to seal the victory and Virginia's third-straight national title.

Played before 10,549 fans on the Davidson College campus, Virginia narrowly outshot the Gamecocks, 7-6.

SCORE BY PERIOD	1	2	TOT
South Carolina	0	0	0
Virginia	1	1	2

SCORING

UVA — Friends (Fisher), 39:54
UVA — Friends (Fisher), 85:59

1994 First Round NC State 1, Carolina 0 Nov. 20 at The Graveyard

COLUMBIA, S.C. — In one of the tougher losses in USC's soccer history, NC State made an early goal stand up and the Wolfpack eased past the third-ranked Gamecocks 1-0 at The Graveyard. The loss ended USC's season at 16-4-0 and was the final game for seniors Jamie Posnanski, Rob Smith, Billy Baumhoff, Chris Faklaris and Greg King.

Mark Jonas scored at 16:34 on a header to the far post on a pass from Alberto Montoya — at the time NC State's only shot of the match. Carolina was outshot 11-6 in the first half, but blistered Wolfpack goalie Kyle Campbell for 13 shots in the second stanza, narrowly missing goals on three separate occasions midway through the final stanza, with Campbell coming up with a number of impressive saves down the stretch.

SCORE BY PERIOD	1	2	TOT
NC State	1	0	1
South Carolina	0	0	0

SCORING

NCS — Jonas (Montoya), 16:34

1995 First Round Carolina 3, Coastal Carolina 1 (OT) Nov. 19 at The Graveyard

COLUMBIA, S.C. — In one of the more physical games in Carolina's playoff history, the fourth-ranked Gamecocks got a Jeff Wilson rebound goal two minutes into overtime for a 3-1 win over instate rival Coastal Carolina in the first round.

Coastal opened the scoring 6:28 into the match, but David Tart answered off a Josh Wolff pass at 18:54 to end scoring in regulation. USC controlled the match, outshooting Coastal, 26-11, but could not convert two penalty kicks in the 82nd and 88th minutes after Wolff was pulled down in the penalty box.

Wilson's goal, at 91:45 into match, came after he controlled a loose ball just inside the 18-yard box and nailed a top left corner shot for the lead. Wolff padded the lead with four minutes left in overtime for the margin of victory.

SCORE BY PERIOD	1	2	OT	OT TOT
Coastal Carolina	1	0	0	1
South Carolina	1	0	1	3

SCORING

CC — Payne (UA), 6:28
USC — Tart (Wolff), 18:54
USC — Wilson (UA), 91:45
USC — Wolff (Scheving), 115:46



Billy Baumhoff was a four-year letterman from 1991-94.



**1995 Second Round
Duke 2, Carolina 0
Nov. 26 at The Graveyard**

COLUMBIA, S.C. — Playing without its top two scorers — Clint Mathis and Kristinn Larusson, who were lost in the Coastal Carolina match — Carolina could not overcome the lack of firepower and lost to the 11th ranked Blue Devils, 2-0, in the second round.

Duke struck early on a Brian Kelly goal at the 21:54 mark, and Kelly followed up with another tally at 38:18 to end the scoring in the first half. Carolina was outshot 10-3 in the opening half, and though it turned the number around to a 7-2 advantage in the second stanza, still could not score. Josh Wolff re-broke his collar bone with 15 minutes left to play, leaving USC virtually without any firepower for a stretch run. Billy Clifford, Sigmar Scheving and Tom Monteverdi finished their careers at USC with the loss.

SCORE BY PERIOD	1	2	OT	OT TOT
Duke	2	0	0	2
South Carolina	0	0	0	0

SCORING

DU — Kelly (Maynard), 21:54
DU — Kelly (Jeidy), 38:18

**1997 First Round
Carolina 3,
Charleston Southern 0
Nov. 23 at Stone Stadium**

COLUMBIA, S.C. — Capturing the No. 4 seed for the second time in three years, the Gamecocks opened first-round action of the NCAA Tournament with a 3-0 victory over Charleston Southern in front of 2,240 fans at Stone Stadium.

Carolina dominated the game outshooting the Buccaneers 18-8. Carolina first goal had come in the 32nd minute, when Marc Anatol, who came off the bench just minutes earlier, blasted a shot from about 19 yards out to the upper left corner of the net, giving Carolina all the scoring it needed. All-American Clint Mathis scored two second half goals at the 83rd and 87th minutes both assisted by Kim Eriksen to secure the victory.

SCORE BY PERIOD	1	2	OT	OT TOT
Charleston Southern	0	0	0	0
South Carolina	1	2	0	3

SCORING

USC — Anatol (UA), 31:38
USC — Mathis (Eriksen), 82:55
USC — Mathis (Eriksen), 86:22

**1997 Second Round
Clemson 1, Carolina 0 (OT)
Nov. 30 at Stone Stadium**

COLUMBIA, S.C. — In what was another great battle between intrastate rivals, USC dropped a 1-0 overtime decision to Clemson in NCAA Second Round action that was played in front of a season-high crowd of 3,021. This would be the second time this season that the two teams had met and the fifth time the two had battled in NCAA Tournament history.

In a game that was played on a muddy and sloppy field because of a constant downpour the night before, neither team could really muster any tempo. Despite outshooting the Tigers, 24-17, it was Bob Cavanaugh's goal in the 106th minute that gave Clemson the victory. First-team All-American goalkeeper Matt Jordan kept the Tigers in the game, making 13 saves, including some on a couple point-blank shots. This game marked the end of the very successful careers of Marc Anatol, Laban Chappell, Clint Mathis, Robbie Pait, Jamie Starr and David Tart in a Carolina uniform.

SCORE BY PERIOD

1	2	OT	TOT
Clemson	0	0	1
South Carolina	0	0	0

SCORING

CU — Cavanaugh (Wilson), 105:30

**1998 Second Round
Carolina 2, VCU 1
Nov. 22 at Stone Stadium**

COLUMBIA, S.C. — South Carolina got sweet revenge on Virginia Commonwealth, defeating the Rams 2-1 after VCU handed the Gamecocks their second loss of the season on Oct. 3 by the same score.

In front of a home crowd of 1,509, the Gamecocks battled and edged a tough VCU squad. Despite out-shooting the Gamecocks 9-2 in the first half, the half ended with no score.

With just over five minutes gone in the second half, junior Jonas Myllenberg, starting at forward, scored a 12-yard volley to the lower left corner off the double assist from Chris Morman and John Harr. The assist was Morman's second in as many matches since coming back from a broken cheek sustained against VCU earlier in the season.

Carolina took the lead for good at the 70:31 point of the match. Jonas Myllenberg once again connected from a John Harr pass. Myllenberg tied a USC record four multi-goal NCAA match. Carolina standout Clint Mathis last had two goals in a match, last season in Carolina's 3-0 win over CSU.

SCORE BY PERIOD

1	2	OT	TOT
VCU	0	1	1
South Carolina	0	2	2

SCORING

USC — Myllenberg (Harr, Morman); 50:40
VCU — Jeffrey (LeCrom, Baumgartner); 61:35
USC — Myllenberg (Harr); 70:3

**1998 Second Round
Virginia 1, Carolina 0
Nov. 29 at Klockner Stadium**

CHARLOTTESVILLE, Va. — South Carolina fell to second-seeded Virginia 1-0 in the second round of the NCAA Tournament in front of a Klockner Stadium crowd of 2,514.

Carolina had a few opportunities, including a Joey Worthen blast late in the second half that was brilliantly saved by UVA keeper Brock Yetso who recorded his eighth shutout of the season. Virginia only outshot Carolina 11-10, only emphasizing how close a match it was.

The Gamecocks took another blow when starting goalkeeper Henry Ring was ejected from the match due to a handball outside the penalty box. The red card was the only one for the Gamecocks on the season and will force Ring to sit out the first match of the 1999 season.

This match was the first road match for the Gamecocks since 1993 when Carolina faced Virginia in the Championship match. The Gamecocks moved to 15-13 in NCAA play.

SCORE BY PERIOD

1	2	OT	TOT
South Carolina	0	0	0
Virginia	1	0	1

SCORING

UVA - Sheldon Barnes (Chris Albright); 12:42



2000 First Round Duke 1, Carolina 0

Nov. 19 at Stone Stadium

COLUMBIA, S.C. — Seventh-seeded South Carolina fought two tough opponents in its first round NCAA Tournament match: the non-stop rain and the Blue Devils of Duke. Carolina managed the rain, but could not stop Duke as the Devils edged Carolina 1-0 in Columbia.

Ball handling was tough due to the constant rain and both teams fought through, but were not able to move the ball the way they wanted to. Duke ended the first half with a slight 7-6 shot advantage. Duke ended the match out-shooting USC 15-11.

Duke took the lead at the 71:02 mark of the second half. USC midfielder Dave Moore took down Duke forward Ali Curtis inside the box, and a penalty kick was called. Curtis, the Blue Devils' leading scorer, converted the kick, slipping the ball past USC goalkeeper Henry Ring.

The constant rain and the tough Duke defense prevented the Gamecocks from scoring the equalizer, and the Blue Devils held on to the slim 1-0 lead.

SCORE BY PERIOD	1	2	TOT
Duke	0	1	1
South Carolina	0	0	0

SCORING

Duke — Ali Curtis (penalty kick); 71:02

2001 Second Round UAB 3, Carolina 2

Nov. 25 at Stone Stadium

COLUMBIA, S.C. — In the second round of the NCAA Men's Soccer Tournament, USC fell to the University of Alabama-Birmingham, 3-2, in overtime in Columbia, S.C. The Gamecocks, finishing the season 12-5-2, received a bye in the first round, while UAB defeated Furman, 1-0, in overtime.

The Blazers struck first at the 11:09 mark when Martin Rey knocked in the ball from 15 yards out. The Gamecocks, coming on strong in the second half, scored off a penalty kick in the 48th minute. Joey Worthen, tripped by Rogerio Oliveira, resulted in a penalty kick taken by Ryan Daley. Daley netted the ball in the top left corner of the goal, tying the match.

With less than 15 minutes left in regulation, Rey scored his second goal of the match, giving the Blazers a 2-1 lead. Answering the Blazers' goal, Gamecock forward Jordan Quinn, tied the game at 2-2 just 54 seconds later. Ryan Barber, serving the ball from midfield, connected with Quinn, who headed the ball in from the goal box.

The match ended regulation knotted at 2-2. The Blazer's would go on to win with a shot by Flavio Monteiro at 96:47.

SCORE BY PERIOD	1	2	OT	TOT
UAB	1	1	1	3
South Carolina	0	2	0	2

SCORING

UAB — Martin Rey; 11:09
USC — Ryan Daley (penalty kick); 48:16
UAB — Martin Rey; 75:07
USC — Jordan Quinn (Barber); 76:01
UAB — Monteiro; 96:47

2002 First Round Coastal Carolina 2, Carolina 1

Nov. 23 at Stone Stadium

COLUMBIA, S.C. — The University of South Carolina men's soccer team fell to Coastal Carolina, 2-1, in double overtime in the first round of the NCAA Tournament at Eugene E. Stone III Stadium.

South Carolina took a 1-0 early lead at 35:57. Thomas Hilliard headed the ball to Dave Moore who knocked the ball past Chanticleers' goalkeeper Andrew Paxton. Moore posted his second goal of the season, while Hilliard recorded his first assist. USC would carry a 1-0 lead into halftime.

In the second half, Coastal Carolina tied the game in the 85th minute, sending the match into overtime. Bobby Crovo fed the ball, past two Gamecock defenders, to the feet of Mike Littlefield who netted his 16th goal of the year. The match would enter overtime 1-1.

In the second overtime, Bobby Crovo scored with 28 seconds remaining to give Coastal Carolina the victory.

Gamecock goalkeeper Michael Bachmeyer posted nine saves to tie USC's individual game high for NCAA play. Coastal Carolina goalkeeper Andrew Paxton recorded two saves.

SCORE BY PERIOD	1	2	OT	OT	TOT
Coastal Carolina	0	1	0	1	2
South Carolina	1	0	0	0	1

SCORING

USC - Dave Moore (Thomas Hilliard); 35:57
CC - Mike Littlefield (Bobby Corvo); 84:10
CC - Bobby Corvo (unassisted); 109:42

2004 First Round College of Charleston 3, Carolina 2

Nov. 19 at Stone Stadium

COLUMBIA, S.C. — Despite a valiant effort, the University of South Carolina men's soccer team was unable to overcome College of Charleston, falling 3-2, in the first round of the NCAA Soccer Tournament at Stone Stadium.

College of Charleston registered the first goal of the match in the 27th minute. Darren Toby headed in Troy Lesesne's free kick to put the Cougars on top, 1-0.

The Cougars took a 2-0 lead at the 61:15



Brad Guzan, an All-American in 2004, tallied seven saves in the first round vs. College of Charleston in 2004 at Stone Stadium.

mark when Jeremy Gold drove the ball downfield on a counter attack, all the way into the box and knocked it into the back of the net.

Facing a two-goal deficit, USC picked up the pace, and got on the scoreboard in the 73rd minute. Sophomore forward Ayo Akinsete took a pass from Jose Ramos and fired a shot into the lower left corner of the goal from 10 yards out.

USC continued to fight, but Charleston answered with its third goal at 79:37. Toby struck again, playing give-and-go with Gold before firing the ball in from 12-yards and making it 3-1.

The Gamecocks would not go quietly, though. Just over two minutes later, junior Greg Reece rifled a shot and Wiggins earned the save with a deflection, but Deter hustled after the loose ball and headed the ball just across the goal line to bring USC back to within a goal.

Carolina's furious rally continued, but came up short. After being out-shot 13-7, the Gamecocks turned the tables, out-shooting Charleston, 18-7, in the final 45 minutes.

Both goalkeepers had busy nights. Sophomore goalkeeper Brad Guzan finished with seven saves, while USC forced Wiggins to stop 10 shots.

SCORE BY PERIOD	1	2	TOT
C of C	1	1	3
South Carolina	0	2	2

SCORING

C of C — Daren Toby (Lesesne); 26:25
C of C — Jeremy Gold; 61:15
USC — Ayo Akinsete (Jose Ramos); 73:05
C of C — Darren Toby (Gold); 79:37
USC — Ryan Deter (Reece); 80:50



2005 First Round Wake Forest 2, Carolina 0 Nov. 18 at Spry Stadium

WINSTON-SALEM, N.C. — South Carolina men's soccer team fell to Wake Forest, 2-0, in the first round of the NCAA Tournament at Spry Stadium. The Gamecocks played a man down for the final 37 minutes of the contest, and the Demon Deacons scored both of their goals during that stretch to advance to the second round.

Neither team was able to crack the scoring column in the opening 45 minutes. Wake Forest held the shot advantage, 11-8, while South Carolina took two corner kicks to the Deacons' one. With 37:31 to play in the match, Makan Hislop was tagged with a red card following a tackle on Moose, forcing the Gamecocks to play with 10 men the rest of the way.

Wake Forest broke the scoreless tie at the 68:32 mark. Sam Cronin played the ball from the right side to a waiting Solle inside the box. Solle drove the ball into right side of the net to make it, 1-0. The goal was his first of the season.

Wake exploited its one-man advantage with 1:49 left to play as Wells Thompson scored on a breakaway. Solle was credited with an assist on the goal.

Mike Gustavson finished with five saves for the Gamecocks, while Edwards had four stops for Wake.

SCORE BY PERIOD	1	2	TOT
Wake Forest	0	2	2
South Carolina	0	0	0

SCORING

Wake — Ryan Solle (Cronin); 68:32
Wake — Wells Thompson (Solle); 88:11

2010 second Round Carolina 1, Duke 0 (OT) Nov. 21 at Stone stadium

COLUMBIA, S.C. — Freshman Bradlee Baladez scored with 59 seconds remaining in the first overtime period to give No. 18 South Carolina a 1-0 victory against No. 24 Duke in NCAA Second Round action at Eugene E. Stone III Stadium. With the win, South Carolina (13-6-2) advances to the NCAA Round of 16.

Baladez earned his team-leading fifth game-winning goal at 99:01 with assists by Stephen Morrissey and J.P. Rafferty. It was the fifth assist of the year for Morrissey and the first career points for Rafferty, a freshman from Raleigh, N.C. Senior goalkeeper Jimmy Maurer tallied six saves in the match, and Duke sophomore James Belshaw collected four saves for the Blue Devils (10-6-4).

The first half of play proved physical, as both teams drew 14 fouls, including two yellow cards each. Maurer made back-to-back point blank saves 14 minutes into the match on shots by Christopher and Daniel Tweed-Kent, respectively. The teams traded

possession the remainder of the half, with neither team finding rhythm on the offensive end.

With 11 minutes remaining, South Carolina was awarded a free kick after a foul by Duke just outside the penalty area. Brettschneider's strike was deflected for a Gamecock corner. Morrissey's corner resulted in a shot by Cates, but the Duke defenders cleared the rebound. Both teams had their chances the remainder of regulation. Duke nearly scored at the 87-minute mark when Grossman connected on a cross from Christopher Tweed-Kent steps away from the goal, but his attempt was just high of the crossbar.

Duke continued to pressure through the final minutes of regulation, forcing Maurer to make two saves late in the half to send the contest into overtime. Carolina nearly scored at the opening whistle, when Rafferty sent a cross, which deflected off Baladez directly in front of the Duke goal. Maurer collected his sixth save of the match, another excellent stop from point-blank range with seven minutes left in the first overtime session. Grossman hit a one-time shot towards goal on a pass from Daniel Tweed-Kent, but Maurer made a diving save to his left, which Cates cleared towards midfield.

South Carolina held possession, nearly earning the win on a breakaway by Baladez with five minutes remaining in the set. Morrissey split the Blue Devil defense, placing a perfect through ball into the path of Baladez. After out-racing a Blue Devil defender, Baladez sent a bullet towards the far post, but the shot was just wide, as the contest remained scoreless.

Morrissey and Baladez would eventually meet up just minutes later for the game-winning goal. Taking the ball from midfield, Morrissey sent a ball to the wing for Rafferty, and the freshman slotted a perfect ball across the mouth of the goal for Baladez who one-touched it past Belshaw to send the Stone Stadium crowd into hysterics.

SCORE BY PERIOD	1	2	OT	TOT
Duke	0	0	0	0
South Carolina	0	0	1	1

SCORING

USC - Bradlee Baladez (Rafferty, Morrissey); 99:01

2010 Round of 16 Carolina 1, Michigan 3 Nov. 28 at Stone stadium

COLUMBIA, S.C. — Seventh-seeded South Carolina (13-7-2) battled but could not overcome playing with a man down as 10-seed Michigan earned a 3-1 victory Nov. 28, 2010 in NCAA Round of 16 action at Eugene E. Stone III Stadium in Columbia.

Freshman midfielder Bradlee Baladez tallied five shots and senior midfielder Sam Arthur added two, including the lone South Carolina goal in the contest, his first of the season. Michigan held a 22-18 upperhand in shots, led by Soony Saad with eight shots and one goal, including the game winner, and Justin Meram with seven shots, which included two goals. Saad and Alex Wood

each picked up an assist for the Wolverines in the match.

South Carolina goalkeeper Jimmy Maurer concluded a celebrated Gamecock career with a season-high nine saves in the contest. UM counterpart Chris Blais earned six saves.

Maurer continued his strong play in net, saving another Wolverine attempt with 27 minutes left in the contest. Saad sent a strike towards the top of frame, which Maurer tapped over the top of the crossbar for his ninth save of the match. On the ensuing corner, Meram gave UM a 1-0 lead on a tally to the far post. Wood and Saad earned the double-assist on the score.

After the kickoff the Gamecocks were called for a red card foul and would have to play with 10 players to Michigan's 11 for the remainder of the contest. South Carolina continued to pressure the Wolverine defense, as Root had a shot saved by Blais with 22 minutes remaining and Brettschneider sent a strike wide 30 seconds later.

Soony Saad pushed the UM lead to 2-0 in the 71st minute and Meram scored his second of the match in the 81st, as the Wolverines took a 3-0 lead with nine minutes remaining in the contest.

Arthur put the Gamecocks on the board with his first goal of the season with just over six minutes remaining in the contest. Brettschneider sent a cross into the Wolverine six-yard box, which Arthur headed into the far post for the Gamecock goal.

Carolina battled the remainder of the contest, but the Wolverines held their lead and earned the 3-1 win, advancing to the quarterfinal round of the NCAA Tournament.

SCORE BY PERIOD	1	2	TOT
Michigan	0	3	3
South Carolina	0	1	1

SCORING

UM - Justin Meram (S. Saad, Wood); 63:52
UM - Soony Saad (Schmitt); 70:03
UM - Justin Meram (UA); 80:40
USC - Sam Arthur (Brettschneider); 83:15



2011 first round
Carolina 1, Wake Forest 1
Nov. 17 at Stone Stadium

COLUMBIA, S.C. — The 23rd-ranked South Carolina men's soccer team (9-7-3) and Wake Forest played to a 1-1 tie through two overtimes before the Demon Deacons (8-7-5) claimed the thrilling match, 4-3, on penalty kicks on Thursday night in the first round of the NCAA Tournament at Stone Stadium.

Wake Forest's Teddy Mullin made the eventual match-winning penalty kick after the teams were deadlocked at 3-3 after going through five kicks each. South Carolina sophomore J.P. Rafferty missed the ensuing attempt off the right post, sending the Demon Deacons onto the field in celebration.

However, the referee ruled Wake Forest goalkeeper Michael Lisch left early, giving Rafferty another opportunity. But this time Lisch made up for his mistake by knocking Rafferty's attempt over the net to seal the win.

Wake Forest grabbed a 1-nil lead in the 10th minute, as Ross Tomaselli finished off a cross from Sean Okoli off the lower left post.

Carolina knotted things at 1-1 in the 50th minute on a penalty kick by sophomore Chipper Root, as he placed the ball in the lower right corner for the equalizer.

Bradlee Baladez seemed to give the Gamecocks the lead with less than seven minutes remaining as he broke free in the box for a goal, but South Carolina was called for a foul, negating the goal and sending the match into overtime.

The teams traded shots in the overtime sessions to force the match into penalty kicks, where Wake Forest advanced.

South Carolina held a 17-16 advantage in shots, including a 7-6 edge in shots on goal. Long finished the night with five saves, while Lisch tallied six for Wake Forest.

SCORE BY PERIOD table with columns 1, 2, OT, OT TOT and rows for Wake Forest and South Carolina.

SCORING

WF - Ross Tomaselli (Okoli, Lubahn); 9:41
SC - Chipper Root (PK); 49:59

Penalty Kick Order

WF -- Wenzel (G), Gimenez (G), Newnam (N), Randolph (G), Konowiecki (N), Mullin (G)

SC -- Martinez (G), Baladez (G), Morrissey (N), Troyer (G), Mangotic (N), Rafferty (N)

2015 FIRST Round
Carolina 1, Furman 1
Nov. 19 at Stone Stadium

COLUMBIA, S.C. — It took a shootout to determine the team who would move on to the second round of the 2015 NCAA Division I Men's Soccer Tournament, and South Carolina came out on top 2-1 to advance over Furman on Thursday night at Stone Stadium.

The two teams battled for 110 minutes, with neither team gaining a clear advantage. The Gamecocks broke through first in the 58th minute after junior Danny Deakin streaked down the right side and slotted the ball into the bottom right of the goal. That lead held until 18 seconds left in regulation, when Furman's Lewis Hawke poked one inside the far post to level things at 1-1. Brendan Richardson sent the ball over the top to Kyle McLagan, who pushed the cross into Hawke for the score.

Furman tried to end the match early in the first overtime period, but South Carolina swung the momentum back and ended up taking nine shots in the final 20 minutes compared to two for the Paladins.

In the shootout, both team's first shooters made their shots, but the goalkeepers came up big after that. Both had saves in the second round, and Paladin goalkeeper Sven Lissen stopped another shot in the third round, while Furman's shooter missed the goal. Gamecock junior Kurtis Turner knocked in his next shot, putting South Carolina ahead, and sophomore goalkeeper William Pyle saved the next Furman chance to give the Gamecocks a chance to end it. Lissen made another stop, giving his team the chance to tie it, but the next strike went high.

SCORE BY PERIOD table with columns 1, 2, OT, OT TOT and rows for Furman and South Carolina.

SCORING

SC - Danny Deakin (unassisted); 57:56
FUR - Lewis Hawke (Richardson, McLagan); 89:41

Penalty Kick Order

FUR -- McInnis (G), Pinner (N), Carrizales (N), Santibanez (N), Ortiz (N)

SC -- Nyboe (G), Deakin (N), Ericson (N), Turner (G), Arambula (N)

2015 Second Round
No. 15 UC Santa Barbara 1,
Carolina 0
Nov. 22 at Harder Stadium

SANTA BARBARA, Calif. — South Carolina (11-8-2) played a strong match in the NCAA Tournament Second Round, but No. 15 seed UC Santa Barbara (14-6-2) punched home a shot in the first overtime

South Carolina Totals In Conference Tournaments
Appearances: 11 (2005, 2006, 2007, 2008, 2010, 2011, 2013, 2014, 2015, 2016, 2017, 2019)
Championship Game Appearances: 3 (2005, 2010, 2014)
Championships Won: 2 (2005, 2010)
All-Time Record: 8-8-1
South Carolina's C-USA Tournament Results
Game Date Opponent
W/L/T Score
2005 -- Westcott Field, Dallas, Texas
QF 11/9 Kentucky TO-0 (2OT)
Advanced in PKs, 3-0
SF 11/11 Memphis W 2-1
F 11/13 Tulsa W 1-0
2006 -- Hurricane Soccer & Track Stadium, Tulsa, Okla.
QF 11/1 UAB L 2-3
2007 -- West Campus Field, Birmingham, Ala.
QF 11/14 Memphis W2-1 (OT)
SF 11/16 Tulsa L 1-4
2008 -- Westcott Field, Dallas, Texas
QF 11/12 SMU W 3-0
SF 11/14 Tulsa L 0-2
2010 -- Mike Rose Soccer Complex, Memphis, Tenn.
QF 11/10 UAB W 2-1
SF 11/12 SMU W 2-1
F 11/14 Tulsa W1-0 (2OT)
2011 -- Hurricane Soccer & Track Stadium, Tulsa, Okla.
SF 11/11 SMU L 0-1
2013 -- Transamerica Field, Charlotte, N.C.
QF 11/13 Tulsa L 1-3
2014 -- ODU Soccer Complex, Norfolk, Va.
QF 11/12 Kentucky W 2-1
SF 11/14 UAB W 1-0
F 11/16 Old Dominion L 1-2
2015 -- Transamerica Field, Charlotte, N.C.
QF 11/11 New Mexico W 1-0
SF 11/13 Marshall L 0-1
2016 -- Veterans Memorial Soccer Complex, Huntington, W. Va.
QF 11/9 Old Dominion L 1-2
2017 -- ODU Soccer Complex, Norfolk, Va.
QF 11/8 Old Dominion L 0-2
2019 -- ODU Soccer Complex, Norfolk, Va.
QF 11/13 FIU L 0-3

to claim a 1-0 win on Sunday evening at Harder Stadium.

Gamecock sophomore goalkeeper William Pyle made seven stops on the night, including one in the 92nd minute on a header by Ismaila Jobe that brought on a Gaucho corner kick. Jobe would not miss again, however, pushing a shot in at 92:28 to end the match and send UC Santa Barbara onto the round of 16

South Carolina controlled the run of play



for most of the second half, firing off four shots in the period and forcing two saves. The Gauchos responded late with a spurt, but Gamecock sophomore William Pyle collected two more saves to keep UCSB off the scoreboard for regulation. South Carolina's defense also played a big part in limiting and redirecting the Gauchos' chances. Pyle stopped four Gaucho shots in the first half.

SCORE BY PERIOD	1	2	OT	TOT
South Carolina	0	0	0	0
UC Santa Barbara	0	0	1	1

SCORING

UCSB - Ismaila Jome (unassisted); 92:28

**2016 FIRST Round
Carolina 1, Mercer 0
Nov. 17 at Stone Stadium**

COLUMBIA, S.C. — South Carolina defeated Mercer 1-0 on Thursday afternoon in the opening round of the NCAA Division I Men's Soccer Championship at Stone Stadium. The win avenged a 3-2 double overtime loss to the Bears earlier this season on Aug. 30.

Mercer stuck to a very solid game plan, as they came out and controlled the ball for much of the first half offensively. The Bears tallied five shots in the first half, including two on goal.

Junior William Pyle, who was a rock all day in the net, made two spectacular saves in the opening period. In the 8th minute, he made a diving, full-extension save to his right on a shot by Mercer's Kobe Perez. In the 35th minute, SoCon Player of the Year Will Bagrou beat a Gamecock defender 1-on-1 in the box. He rifled a shot on goal that Pyle was able to punch over the net.

Carolina, who logged only two shots in period one, made the most of its opportunities. In the 39th minute, senior Kurtis Turner setup a free kick from the right side of the box. He played a beautiful ball into sophomore Andre Streete. Senior Kevin Walker slipped low to the net behind the defense and Streete headed the free kick from Turner to his wide open teammate. Walker finished the great dish from Streete for his fifth goal of the season. Turner and Streete were credited with a double-assist on the score.

The Gamecocks played one of their best halves of the season defensively in period two, limiting the Bears chances on offense. In the 72nd minute, Bagrou beat his defender from 10-yards out. Pyle steam rolled out of the net to block the ensuing shot by Bagrou, leaving the net empty. Senior Matt McManis slipped down from the backside and was able to step in front of the shot for the team save.

South Carolina effectively controlled the tempo in half two, nearly adding to its lead twice on two transition chances. In the 86th minute, freshman Luca Mayr fed a perfect outlet pass down the middle of the field to freshman Inaki Aguirre. The Madrid,

Spain, native fired a shot that just missed wide ride

Mercer had one more chance on a late free kick, but the Gamecocks stout defense held and was able to clear the ball.

Carolina moves on to the second round of the NCAA Tournament for the second-straight year. Last season, the Gamecocks beat Furman on PKs at home in the opening round to advance.

SCORE BY PERIOD	1	2	TOT
Furman	0	0	0
South Carolina	1	0	1

SCORING

SC - Kevin Walker (Streete, Turner); 38:50

**2016 Second Round
No. 3 Clemson 2, Carolina 1 (OT)
Nov. 20 at Riggs Field**

CLEMSON, S.C. — South Carolina (11-8-1) dropped a heart-breaking, 2-1, overtime match at No. 3 Clemson Sunday night in the Second Round of the 2016 NCAA Division I Men's Soccer Championship. The Tigers tied the score in the 86th minute and scored the game-winner in the 93rd minute.

Similar to the first game between the two schools, Carolina had the run-of-play for a majority of the match. Freshman Luca Mayr was outstanding in the first half for the Gamecocks. He led all players with three shots at the break. In the 14th minute, Mayr found a seam in the defense and rocketed a shot from just outside the 18-yard box. He missed wide.

Shortly after in the 16th minute, senior Koty Millard fired a shot from essentially the same spot on the field, but goalkeeper Ximo Miralles was able to scoop it up.

Clemson's best chance to score in the opening half came in the 22nd minute. Goalkeeper Wiliam Pyle left the net to make a play on the ball. Sophomore defender Andre Streete slid down to clear it off the line for the team save. The team's headed to the locker room scoreless at the break. The Gamecocks held a 7-6 advantage in shots, while the Tigers held a 7-6 edge in corners.

In the 71st minute, senior Ive Burnett played a beautiful high-arching ball from midfield into the six. A Clemson defender just barely got a foot on the ball to change its direction slightly and knock it on far post for the own goal, giving Carolina 1-0 lead with under 20 minutes to play.

The Tigers scored the equalizer with just four minutes left in the 86th minute. Iman Mafi slipped a pass that got through the Gamecock defense in front of the net to Alex Happi, who finished for the game-tying goal.

It was Happi again who found the back of the net for Clemson in the 93rd minute. He was able to get off a shot in a scrum 10-yards from the net that snuck just passed the outstretched arms of Pyle.



The Gamecocks made their 22nd all-time NCAA appearance in 2016, defeating Mercer 1-0 at Stone Stadium in the opening round.



William Pyle tallied nine saves in two NCAA games in 2016, including four in the first round shutout of Mercer.

SCORE BY PERIOD	1	2	OT	TOT
South Carolina	0	1	0	1
Clemson	0	1	1	2

SCORING

SC - OWN GOAL (unassisted); 72:45
CU - Alex Happi (Mafi, Shannon); 85:24
CU - Alex Happi (Bunk-Anderse, Dieterich); 92:40



NCAA TOURNAMENT RECORDS

INDIVIDUAL GOALS

Game

- 2, Jonas Myllenberg vs. VCU (1998)
- 2, Clint Mathis vs. Charleston So. (1997)
- 2, Rob Smith vs. Clemson (1993)
- 2, Greg Strehmel vs. Clemson (1990)
- 2, Ruben Tufino vs. Wake Forest (1989)

Tournament

- 3, Ruben Tufino (3 Games), 1989

Career

- 4, Ruben Tufino (1989-92)
- 3, Andrew Coggins (1988-91)
- 3, Clark Brisson (1987-90)

ASSISTS

Game

- 3, Billy Baumhoff vs. Air Force (1993)

Tournament

- 5, Billy Baumhoff (5 Games), 1993

Career

- 5, Billy Baumhoff (1991-93)
- 4, Clark Brisson (1987-90)
- 4, Jeff Love (1987-90)

POINTS

Game

- 4, Jonas Myllenberg vs. VCU (1998)
- 4, Clint Mathis vs. Charleston So. (1997)
- 4, Rob Smith vs. Clemson (1993)
- 4, Greg Strehmel vs. Clemson (1990)
- 4, Ruben Tufino vs. Wake Forest (1989)

Tournament

- 6, Ruben Tufino (3 Games), 1989

Career

- 10, Clark Brisson (1987-90)
- 8, Ruben Tufino (1989-92)

SAVES

Game

- 9, Michael Bachmeyer vs. Coastal (2002)
- 9, Henry Ring vs. Clemson (1997)
- 9, David Turner vs. Clemson (1993)

Tournament

- 26, David Turner (5 Games), 1993
- 14, Henry Ring (2 Games), 1997
- 13, William Pyle (2 Games), 2015

Career

- 42, David Turner (1990-93)
- 22, William Pyle (2015-present)
- 16, Charles Arndt (1985-88)

TEAM GOALS

Game

- 6, vs. Air Force (1993)
- 5 vs. Wake Forest (1989)

Tournament

- 11, 5 Games (1993)
- 7, 3 Games (1989)

ASSISTS

Game

- 5 vs. Air Force (1993)
- 4, vs. Clemson (1990)
- 4, vs. Wake Forest (1989)
- 4, vs. North Carolina (1988)

Tournament

- 9, 5 Games (1993)
- 6, 3 Games (1989)

POINTS

Game

- 17, vs. Air Force (1993)
- 14, vs. Wake Forest (1989)

Tournament

- 31, 5 Games (1993)
- 20, 3 Games (1989)

SHOTS

Game

- 26, vs. Coastal Carolina (1995)
- 24, vs. Clemson (1997)

Tournament

- 63, 5 Games (1993)
- 47, 3 Games (1988)

OPPONENT GOALS

- 2, Alex Happi, Clemson (2016)
- 2, Darren Toby, C of C (2004)
- 2, Brain Kelly, Duke (1995)
- 2, Nate Friends, Virginia (1993)
- 2, Wolde Harris, Clemson (1993)
- 2, Tom Tanner, NC State (1990)
- 2, Tom Stone, Duke (1986)

ASSISTS

- 3, Dario Brose, NC State (1990)

POINTS

- 4, Alex Happi, Clemson (2016)
- 4, Darren Toby, C of C (2004)
- 4, Brain Kelly, Duke (1995)
- 4, Nate Friends, Virginia (1993)
- 4, Wolde Harris, Clemson (1993)
- 4, Tom Tanner, NC State (1990)
- 4, Tom Stone, Duke (1986)

SAVES

- 13, Matt Jordan, Clemson (1997)

GOALS

- 3, College of Charleston (2004)
- 3, NC State (1990)
- 3, Duke (1986)

ASSISTS

- 3, Clemson (1993)
- 3, NC State (1990)
- 3, Duke (1986)

POINTS

- 9, NC State (1990)
- 9, Duke (1986)

SHOTS

- 20, Virginia (1989)



David Turner played in goal for the 1993 NCAA runners-up, making a program-record 26 saves in the five matches.



ALL-TIME FACILITY RECORDS

Overall Record: 332-111-34 (.732)

MATCH RECORDS

Most Goals: 13 vs. Coastal Carolina (9/26/79)

Fewest Goals: 0, 52 times

Most Opponent Goals: 5 by Connecticut (9/14/79); by North Carolina (10/14/94); by FIU (10/14/18)

Fewest Opponent Goals: 0, 167 times

Largest Margin of Victory: 12-0 vs. Presbyterian (9/18/78)

SEASON RECORDS

Most Matches: 15 (1988, 1989)

Most Wins: 13 (1985, 1988, 1989)

Most Losses: 6 (2014 and 2018)

Most Ties: 3 (2008)

Most Consecutive Wins: 13 (1985)

Most Consecutive Losses: 4 (2012, 2014)

Longest Unbeaten Streak: 13 (1985)

Highest Won-Loss Pct.: .955 (10-0-1, 1993)

Lowest Won-Loss Pct.: .400 (3-5-2, 2012)

Most Goals: 51 (1997, 11 matches)

Fewest Goals: 12 (2000, 12 matches; 2009, 9 matches)

Most Opponent Goals: 20 (1992, 14 matches; 2021, 11 matches)

Fewest Opponent Goals: 4 (1987, 12 matches)

Most Shutouts: 10 (1985, 14 matches)

Most Opp. Shutouts: 4 (2018, 11 matches)

CAREER RECORDS

Most Consecutive Wins: 13 (9/1/1985-12/1/1985)

Most Consecutive Losses: 4 (10/4-10/25/2014 & 10/10-10/24/2012)

Longest Unbeaten Streak: 15 (10/17/1984-12/1/1985)

Longest Winless Streak: 4 (10/4-10/25/2014, 10/10-10/24/2012 & 9/18-10/2/1983)

MILESTONE MATCHES

AT THE GRAVEYARD/STONE STADIUM

1st Match/Win: Presbyterian (9/18/78), 12-0 W

50th Match: Georgia State (11/7/82), 4-2 W

50th Win: Western Carolina (9/1/84), 11-1 W

100th Match: Charleston Southern (11/5/86), 10-0 W

100th Win: Clemson (10/9/88), 2-1 W

150th Match: Clemson (10/14/90), 1-3 L

150th Win: Erskine (9/22/93), 6-1 W

200th Match: Georgia State (11/2/94), 6-0 W

200th Win: North Carolina (11/8/98), 2-1 W (OT)

250th Match: The Citadel (9/1/99), 8-2 W

300th Match: Portland (9/10/04), 3-2 W

250th Win: UCF (10/21/06), 2-1 W

300th Win Georgia State (9/24/16), 3-1 W

350th Match: Wake Forest (10/20/09), 0-3 L

400th Match: NC State (10/21/14), 1-2 L (OT)

450th Match: Old Dominion (10/5/19), 1-2 L

NCAA TOURNAMENT RECORDS

Record: 12-10-1 (.543)

Most Goals: 6 vs. Air Force (11/28/93)

Most Opponent Goals: 3 by UAB (11/25/01); College of Charleston (11/19/04); Michigan (11/28/10)

Fewest Goals: 0 - Six times; most recent against Duke (11/26/00)

Fewest Opponent Goals: 0 - Eight times; most recent against Mercer (11/17/16)

MEMORABLE HOME MATCHES

Over the last 44 seasons, many great memories have been made at South Carolina home matches at The Graveyard, which became Stone Stadium with the addition of the permanent grandstand in 1996. These memorable matches range from NCAA Tournament wins to strong individual showings, to wins that marked a specific moment in Carolina soccer history.

- 9/19/78 With a 12-0 shutout of Presbyterian College, SC's first-ever home match, Carolina began an excellent record at home.
- 11/17/85 Doug Allison and Scott Cook both add a goal and an assist, as SC wins its first NCAA home match, a 3-0 victory against the Duke Blue Devils.
- 10/12/86 Carolina secured its first home win against archrival Clemson, a hard-fought 4-3 victory.
- 11/27/88 A lone first-half goal by Clark Brisson leads Gamecocks to first ever College Cup with a 1-0 victory over SMU.
- 11/4/89 A 3-2 win over UCLA became the first of two wins over the Bruins, helping SC go undefeated in 1989 Met Life Classic.
- 11/12/89 Scott Cook scored a miraculous goal from the near corner flag to defeat Duke, 2-1, in the NCAA Tournament.
- 10/28/90 A 2-1 win over powerhouse Indiana gave SC a second Met Life Classic title.
- 11/1/92 The Gamecocks score just 15 seconds into the game and have their captain ejected at 56 seconds, however, they still win a 2-0 thriller over Clemson.
- 11/4/92 Senior All-American Tommy Loeber scored his first career goal with seconds left against College of Charleston to send the match into overtime, where the Gamecocks won, 4-3.
- 11/28/93 SC reaches second College Cup behind six-goal outburst by six different Gamecock goal scorers to defeat Air Force.
- 10/14/94 Future MLS star Clint Mathis shows first signs of brilliance leading South Carolina to a 7-5 win over North Carolina.
- 10/29/97 Carolina erased a 4-2 second-half deficit to come back and defeat Wake Forest, 5-4, behind five Josh Wolff points.
- 11/23/97 1st NCAA Tournament match at newly-named Stone Stadium; Clint Mathis scores twice on assists from Kim Eriksen, as Carolina defeated Charleston Southern, 3-0.
- 9/6/98 SC defeats top-ranked and defending national champion UCLA, 2-1, for Berson's 300th career win.
- 11/8/98 A bicycle kick by Nathan Watkins gives SC another one-goal win, Berson's 300th win at Carolina as he defeated his alma mater, North Carolina, 2-1.
- 10/10/04 Ryan Deter's goal in the 24th minute sends Carolina past archrival Clemson, 1-0, marking Berson's 375th career win.
- 9/27/06 Cory Lewis scores twice as the Gamecocks defeat UAB, 2-0, and give coach Mark Berson his 400th career victory.
- 10/27/07 Gamecocks defeat Marshall, 3-1, securing Berson's 400th victory at South Carolina.
- 8/29/08 Then-record crowd of 6,102 watched the Gamecocks defeat archrival Clemson, 2-0.
- 11/21/10 South Carolina defeats Duke, 1-0, on a golden goal by Bradlee Baladez in the NCAA Tournament.
- 10/26/13 Gamecocks upend No. 25 New Mexico with a 92nd minute goal by Eli Dent to make Mark Berson just the fourth Division I head coach to win 450 games at a single school.
- 9/18/20 Carolina scores three goals to defeat Furman and give head coach Mark Berson his 500th win at South Carolina.
- 4/17/21 Mark Berson coaches his final game after 43 seasons as the head coach of the men's soccer program.
- 8/26/21 Tony Annan becomes the second head coach in program history as the Gamecocks take on the College of Charleston.



CAROLINA SOCCER

GAMECOCK VARSITY SOCCER FIELD AT THE GRAVEYARD HISTORY

Before Stone Stadium became part of the Gamecock Athletics' landscape, the South Carolina men's soccer team played on the same site, affectionately referred to as "The Graveyard" for the first 18 years of the site's existence.

Bleachers lined the east side of the field, with a seating capacity of 2,000 listed throughout its time. However, many times crowds well over that cap came to watch the Gamecocks play, including over 6,000 for the 1990 match-up against archrival Clemson.

"The Graveyard" stood as the place where opponents dreams of a road win died, as South Carolina captured 84 percent of the contests played on the site (177-30-9) in 18 years. Twice, the homefield advantage launched a Mark Berson-led Gamecock team to the NCAA College Cup in 1988 and 1993.



Top 10 Crowds at The Graveyard

Rank	Opponent	Attn.	Date	Score	WLT
1	Clemson	6,025	10/14/90	1-3	L
2	Clemson	5,900	10/9/88	2-1	W
3	UCLA@	5,718	11/4/89	3-2 (OT)	W
4	Indiana@	5,600	11/6/88	1-1	T
5	Clemson	5,385	11/1/92	2-0	W
6	Akron@	5,351	11/5/89	1-0	W
7	Indiana@	4,953	10/28/90	2-1	W
8	Boston@	4,500	11/8/87	1-0	W
	American#	4,500	12/1/85	0-2	L
10	Clemson	4,400	10/12/86	4-3 (OT)	W

@ MetLife Classic; # NCAA Tournament Quarterfinal

Year	Win	Loss	Tie	Pct	Win	Loss	Tie	Pct	Dates	Attendance	Average	High	Date/Opponent
1978	7	1	0	.875	-	-	-	-	8				
1979	8	1	0	.889	-	-	-	-	9				
1980	9	1	0	.900	-	-	-	-	10				
1981	10	1	0	.909	-	-	-	-	11				
1982	9	3	1	.731	-	-	-	-	13				
1983	6	4	2	.583	-	-	-	-	12				
1984	10	1	1	.875	-	-	-	-	12				
1985	13	1	0	.929	-	-	-	-	14	25,400	1,814	4,500	12/1 American
1986	10	2	0	.833	-	-	-	-	12	15,850	1,321	4,400	10/12 Clemson
1987	10	1	1	.875	-	-	-	-	12	28,053	2,338	4,500	11/8 Boston University
1988	13	1	1	.900	-	-	-	-	15	39,772	2,651	5,900	10/9 Clemson
1989	13	1	1	.900	-	-	-	-	15	34,270	2,285	5,718	11/4 UCLA
1990	8	2	0	.800	-	-	-	-	10	24,557	2,456	6,025	10/14 Clemson
1991	11	2	0	.846	-	-	-	-	13	22,460	1,728	3,650	9/8 Davidson
1992	10	3	1	.750	-	-	-	-	14	28,045	2,003	5,385	11/1 Clemson
1993	10	0	1	.955	3	0	0	1.000	11	18,798	1,709	4,104	11/28 Air Force
1994	9	2	0	.818	1	1	0	.500	11	27,387	2,490	4,065	10/19 Clemson
1995	11	3	0	.786	-	-	-	-	14	24,995	1,785	2,706	11/26 Duke
Yard	177	30	9	.840	4	1	0	.800	216	289,587	2,053	141 w/attendance for avg	



EUGENE E. STONE III STADIUM - ESTABLISHED IN 1996

Built in time for the fall of 1996, Eugene E. Stone III Stadium marked a new era in Gamecock Soccer history. Holding 5,000 fans, the concrete stands gave new amenities not previously seen at The Graveyard. The facility accommodates both the men and women during the season.

Improvements have continued over the years, including the addition of chairback seats from Sarge Frye Field and a scoreboard in 2008, modernizing part of the stadium. New sod brought about a new look to the facility in 2009, leveling the field and giving it a much better look. Graphics also sprung up under the stands and on the stadium facing during that renovation.

The site is set to grow again in the next offseason, as a new facility will give the Gamecock soccer teams new locker rooms, a weight room and a video room for the squads to share.



Fans have flocked to the men's matches since the new setup was established, with two record-setting crowds coming during the past seven years. Ten NCAA Tournament matches have been played by Berson's Gamecocks in Stone Stadium.

The stadium began with a \$1 million gift from Eugene E. Stone III and his family. Stone, a 1930 graduate of South Carolina, owned Stone Manufacturing Co., Inc., which was the parent company of Umbro International, the largest provider of soccer apparel in the 1990s in USA. The Stones also made the same gift to Furman, where the Paladins' stadium also bears Stone's name.

TOP 10 CROWDS AT STONE STADIUM

Rank	Opponent	Attn.	Date	Score	WLT
1	Clemson	6,892	8/26/16	1-2	L
2	Clemson	6,157	9/3/10	2-0	W
3	Clemson	6,102	8/29/08	2-0	W
4	UCLA!	5,750	9/6/98	2-1	W
5	Belmont	5,415	8/29/14	1-0 2ot	W
6	USC Upstate	5,048	8/25/17	2-1	W
7	Clemson	5,027	10/8/00	0-0 ot	T
8	Clemson	5,021	10/11/99	0-1	L
9	Clemson	5,009	8/25/06	3-4	L
10	Clemson	4,871	8/31/18	2-0	L

! Providence Kickoff Classic

Year	Win	Loss	Tie	Pct	Win	Loss	Tie	Pct	Dates	Attendance	Avg.	High	Date/Opponent	National Att. Rank
1996	6	4	1	.650	-	-	-	-	11	15,785	1,435	2,900	9/22 Massachusetts	
1997	9	1	1	.864	-	-	-	-	11	15,382	1,398	3,021	11/30 Clemson	
1998	10	1	0	.909	-	-	-	-	11	22,436	2,040	5,750	9/6 UCLA	
1999	6	3	1	.650	-	-	-	-	10	11,588	1,159	2,120	11/14 Brown	
2000	4	4	2	.500	-	-	-	-	10	19,324	1,932	5,027	10/8 Clemson	
2001	7	2	1	.750	-	-	-	-	10	18,430	1,843	3,028	9/2 Penn State	
2002	6	3	0	.667	-	-	-	-	9	13,605	1,512	4,868	10/6 Clemson	
2003	5	4	1	.550	-	-	-	-	10	8,186	819	1,647	9/21 Appalachian State	
2004	7	3	0	.700	-	-	-	-	10	11,002	1,100	4,312	10/10 Clemson	
2005	5	3	0	.625	3	1	0	.750	8	4,514	564	782	9/6 College of Charleston	
2006	8	1	0	.889	4	0	0	1.000	9	10,404	1,156	5,009	8/25 Clemson	
2007	6	2	0	.750	2	2	0	.500	8	5,518	690	877	10/24 SMU	
2008	5	1	3	.722	1	1	2	.500	9	10,663	1,185	6,102	8/29 Clemson	
2009	4	4	1	.500	1	2	1	.375	9	6,538	726	1,875	10/20 Wake Forest	
2010	6	2	2	.700	3	0	1	.875	10	20,537	2,054	6,157	9/3 Clemson	
2011	5	3	2	.600	2	1	1	.625	10	13,272	1,327	1,900	9/30 Tulsa	
2012	3	5	2	.400	1	2	1	.375	10	9,293	929	1,764	9/18 Clemson	
2013	5	2	2	.667	2	2	0	.500	9	12,709	1,412	2,413	9/6 High Point	15th NCAA Division I
2014	5	6	0	.455	0	4	0	.000	11	28,619	2,602	5,415	8/29 Belmont	5th NCAA Division I
2015	8	0	2	.900	4	0	0	1.000	10	22,453	2,245	4,325	8/28 Mercer	9th NCAA Division I
2016	8	4	0	.667	3	1	0	.750	12	29,493	2,458	6,892	8/26 Clemson	8th NCAA Division I
2017	5	4	1	.550	1	2	1	.375	10	29,002	2,900	5,048	8/25 USC Upstate	3rd NCAA Division I
2018	5	6	0	.455	1	3	0	.250	11	26,606	2,419	4,871	8/31 Clemson	6th NCAA Division I
2019	7	2	2	.778	2	1	0	.667	11	19,047	1,732	2,706	9/6 USC Update	9th NCAA Division I
2020	6	5	0	.545	1	3	0	.250	11	NA	NA	NA	NA	
2021	4	6	1	.409	0	3	1	.125	11	17,842	1,622	3,205	8/26 College of Charleston	11th NCAA Division I
Stone	155	81	25	.642	31	28	8	.522	261	402,249	1,570			
Yard	177	30	9	.840	4	1	0	.800	216	289,587	2,053			
Total	332	111	34	.732	35	29	8	.542	477	691,836	1,718			



YEAR-BY-YEAR RESULTS

Schedule Site Legend

- 1-Wheaton, Ill. 23-Durham, N.C.
2-Edwardsville, Ill. 24-Philadelphia, Pa.
3-Wilmington, N.C. 25-Dallas, Texas
4-Miami, Fla. 26-Cary, N.C.
5-Tampa, Fla. 27-Tulsa, Okla.
6-Bloomington, Ind. 28-Storrs, Conn.
7-St. Louis, Mo. 29-Birmingham, Ala.
8-Los Angeles, Calif. 30-Winston-Salem, N.C.
9-Las Vegas, Nev. 31-Evanston, Ill.
10-Charlottesville, Va. 32-Providence, R.I.
11-Palo Alto, Calif. 33-Memphis, Tn.
12-Evansville, Ind. 34-Hanover, N.H.
13-Piscataway, N.J. 35-Charlotte, N.C.
14-Seattle, Wash. 36-Norfolk, Va.
15-Chapel Hill, N.C. 37-Huntington, W. Va.
16-South Bend, Ind.
17-Davidson, N.C.
18-Santa Clara, Calif.
19-Charleston/
Mount Pleasant, S.C.
20-Omaha, Neb.
21-Garden City, N.J.
22-College Park, Md.

Table of game results from 1977 to 1979, listing dates, opponents, and scores.

% Cougar Classic; ^ Port City Classic

1981

16-4-1 Overall
10-1-0 Home • 6-3-1 Away

Table of game results for the year 1981, listing dates, opponents, and scores.

Carolina Invitational

1982

12-5-2 Overall
9-3-1 Home • 3-2-1 Away


Table of game results for the year 1982, listing dates, opponents, and scores.

Carolina Invitational

1983

8-11-2 Overall
6-4-2 Home • 2-7-0 Away

Table of game results for the year 1983, listing dates, opponents, and scores.



Mark Berson was the the only head coach for the program's first 43 season

Results Legend

After scores: * Overtime; ** Double Overtime;
*** Penalty Kicks

1978

13-3-1 Overall
7-1-0 Home • 6-2-1 Away

Table of game results for the year 1978, listing dates, opponents, and scores.

1979

14-5-0 Overall
8-1-0 Home • 6-3-0 Away • 0-1-0 Neutral
NCAA First Round

Table of game results for the year 1979, listing dates, opponents, and scores.

% Wheaton Invitational; \$ NCAA Tournament

1980

12-5-2 Overall
9-1-0 Home • 2-3-2 Away • 1-1-0 Neutral

Table of game results for the year 1980, listing dates, opponents, and scores.

Table of game results for the year 1981, listing dates, opponents, and scores.

Carolina Invitational

1984

14-4-2 Overall
10-1-1 Home • 3-3-0 Away • 1-0-1 Neutral
No. 20 Final NSCAA Ranking

Table of game results for the year 1984, listing dates, opponents, and scores.

Carolina Invitational; % FIU Invitational

1985

20-3-1 Overall
13-1-0 Home • 7-2-0 Away • 0-0-1 Neutral
No. 6 Final NSCAA Ranking
NCAA Tournament Quarterfinalist

Table of game results for the year 1985, listing dates, opponents, and scores.



CAROLINA SOCCER

9/18	Mercer	H	W	4-0
9/21	Appalachian State#	H	W	3-1
9/22	UNC Greensboro#	H	W	2-1
9/25	North Carolina	H	W	2-0
9/29	Alabama A&M	H	W	1-0
10/2	Erskine	A	W	1-0
10/6	NC State	H	W	1-0 *
10/9	The Citadel	A	W	5-0
10/13	Clemson	A	L	1-3
10/18	Duke	A	W	1-0
10/23	Davidson	H	W	5-0
10/27	Wake Forest	H	W	2-0
10/30	Furman	A	W	3-2
11/2	George Mason	A	W	3-1
11/8	UCF%	N5	T	0-0 *
11/10	Tampa%	A	L	1-5
11/17	Duke\$	H	W	3-0
11/24	Clemson\$	A	W	1-0 ***
	(Advanced in shootout, 5-3)			
12/1	American\$	H	L	0-2

Carolina Invitational; % Countdown to Nationals; \$ NCAA Tournament

1986

17-5-0 Overall
10-2-0 Home • 6-2-0 Away • 1-1-0 Neutral
No. 13 Final NSCAA Ranking
NCAA Tournament

9/1	Francis Marion	H	W	6-0
9/5	Indiana%	A	W	2-1
9/6	UNLV%	N6	W	1-0 *
9/10	Wofford	H	W	2-0
9/13	Presbyterian	H	W	6-1
9/16	Charlotte	H	W	6-0
9/19	SMU^	N7	L	2-3
9/20	Saint Louis^	A	W	3-2
9/24	North Carolina	A	L	0-1
9/28	Appalachian State	H	W	4-0
10/1	Erskine	H	W	3-1
10/5	NC State	A	W	2-1
10/8	The Citadel	H	W	4-0
10/12	Clemson	H	W	4-3 *
10/19	Duke	H	L	2-3 *
10/22	Davidson	A	W	5-0
10/26	Wake Forest	A	W	1-0 *
10/29	Furman	H	L	0-3
11/2	Jacksonville	A	W	2-0
11/5	Charleston Southern	H	W	10-0
11/8	Akron	H	W	4-1
11/16	Duke\$	A	L	2-3

% adidas/Metropolitan Life Classic; ^ PUMA Classic; \$ NCAA Tournament

1987

16-2-3 Overall
10-1-1 Home • 5-1-2 Away • 1-0-0 Neutral
No. 2 Final NSCAA Ranking
NCAA Tournament

9/1	Francis Marion	H	W	7-0
9/4	Indiana%	A	W	3-1
9/5	Evansville%	N6	W	2-1
9/9	Wofford	H	W	8-0
9/13	Akron	A	T	0-0 *
9/16	Wake Forest	H	W	1-0
9/20	FIU	H	T	1-1 *
9/23	Davidson	H	W	4-0
9/27	Georgia State	A	W	4-0
9/30	Erskine	A	W	5-0
10/4	Appalachian State	H	W	6-0
10/7	The Citadel	A	W	4-0
10/11	Clemson	A	L	1-2
10/18	Duke	A	W	1-0 *
10/21	North Carolina	H	W	2-1
10/25	Jacksonville	H	W	6-0
11/3	Furman	A	T	2-2 *
11/7	William & Mary#	H	W	3-0
11/8	Boston University#	H	W	1-0
11/15	NC State\$	H	W	1-0 *
11/22	North Carolina\$	H	L	1-2 ***

(Eliminated in shootout)

% adidas/Metropolitan Life Classic; # Metropolitan Life Classic; \$ NCAA Tournament

1988

14-4-4 Overall
13-1-1 Home • 1-2-2 Away • 0-1-1 Neutral
No. 5 Final NSCAA Ranking
NCAA Tournament Semifinalist

9/1	Francis Marion	H	W	9-0
9/5	Erskine	H	W	4-0
9/8	Georgia State	H	W	7-0
9/11	Wake Forest	A	L	0-1 *
9/14	South Alabama	H	W	1-0
9/18	Jacksonville	A	W	5-0
9/21	Davidson	A	L	0-1 *
9/25	Furman	H	W	2-0
9/28	North Carolina	A	T	0-0 *
10/2	Appalachian State	H	W	3-1
10/5	College of Charleston	H	W	3-0
10/9	Clemson	H	W	2-1
10/12	The Citadel	H	W	1-0
10/16	Duke	H	L	1-3
10/22	San Diego State%	N8	T	0-0 *
10/23	UCLA%	A	T	0-0 *
10/30	NC State	H	W	1-0
11/5	Air Force#	H	W	2-1
11/6	Indiana#	H	T	1-1
11/20	North Carolina\$	H	W	3-1
11/27	SMU\$	H	W	1-0
12/3	Howard\$	N6	L	0-2

% Metropolitan Life Classic; # Metropolitan Life Classic; \$ NCAA Tournament

1989

17-3-2 Overall
13-1-1 Home • 4-1-1 Away • 0-1-0 Neutral
No. 8 Final NSCAA Ranking
NCAA Tournament Quarterfinalist

9/1	Francis Marion	H	W	7-0
9/3	Clemson	A	W	3-2
9/5	Presbyterian	H	W	3-0
9/8	UNLV%	A	W	2-0
9/9	Fresno State%	N9	L	0-1
9/17	North Carolina	H	W	3-2
9/20	South Alabama	H	T	1-1 *
9/24	Duke	A	T	2-2 *
9/27	Erskine	H	W	5-2 *
10/1	Appalachian State	H	W	2-0
10/4	College of Charleston	H	W	3-1
10/8	Furman	A	W	1-0
10/11	Georgia State	H	W	2-0
10/18	The Citadel	H	W	8-0
10/22	Wake Forest	H	L	1-3
10/25	Davidson	H	W	3-0
10/29	Jacksonville	H	W	3-0
11/4	UCLA#	H	W	3-2 *
11/5	Akron#	H	W	1-0
11/12	Duke\$	H	W	2-1
11/19	Wake Forest\$	A	W	5-1
11/26	Virginia\$	A	L	0-1 *

% adidas/Ethel M Tournament; # Metropolitan Life Classic; \$ NCAA Tournament

1990

14-5-2 Overall
8-2-0 Home • 4-3-2 Away • 2-0-0 Neutral
No. 12 Final NSCAA Ranking
NCAA Tournament

8/31	George Mason%	N10	W	1-0
9/2	Virginia%	A	T	1-1 *
9/5	Presbyterian	H	W	2-0
9/9	Appalachian State	H	W	4-2
9/12	College of Charleston	H	W	2-1
9/16	North Carolina	A	L	1-2 *
9/19	Georgia State	H	W	3-0
9/23	South Alabama	H	L	1-2
9/26	Erskine	H	W	4-0
9/30	Wake Forest	A	T	0-0 *
10/6	San Francisco^	N11	W	1-0
10/7	Stanford^	A	W	2-0


10/14	Clemson	H	L	1-3
10/17	The Citadel	A	W	2-0
10/21	Furman	H	W	1-0
10/27	UNLV#	H	W	3-1
10/28	Indiana#	H	W	2-1
10/31	Davidson	A	L	1-2
11/4	Jacksonville	A	W	4-1
11/11	Clemson\$	A	W	3-0
11/18	NC State\$	A	L	1-3

% Coca-Cola Classic; ^ Stanford Invitational; # Met Life Classic; \$ NCAA Tournament

1991

14-5-0 Overall
11-2-0 Home • 1-3-0 Away • 2-0-0 Neutral

9/8	Davidson	H	W	2-0
9/11	Presbyterian	H	W	2-0
9/15	North Carolina	H	L	1-2 *
9/18	Erskine	H	W	4-0
9/22	Appalachian State	H	W	10-1
9/25	Georgia Southern	H	W	5-0
9/27	San Francisco%	N12	W	2-0
9/29	Evansville%	A	W	4-1
10/2	College of Charleston	H	W	5-4 *
10/6	Furman	A	L	0-1
10/11	Princeton^	N13	W	3-1
10/13	Rutgers^	A	L	0-2
10/16	The Citadel	H	W	5-0
10/20	Wake Forest	H	L	0-1
10/23	Mercer	H	W	2-1



Doug Allison holds Carolina's all-time records for career points (158) and goals scored (63).

10/26	Notre Dame#	H	W	2-0
10/27	Washington#	H	W	3-2
11/3	Clemson	A	L	0-6
11/9	Kentucky	H	W	6-0

% Aces Soccer Classic; ^ Met Life Classic; # Met Life Classic

1992

13-5-3 Overall
10-3-1 Home • 2-2-2 Away • 1-0-0 Neutral



CAROLINA SOCCER

NCAA Tournament

9/6	Appalachian State	H	W	4-2
9/9	Davidson	A	T	2-2 *
9/13	Saint Louis&	H	W	3-1
9/18	Portland%	N14	W	2-1
9/20	Washington%	A	T	1-1 *
9/24	Erskine	H	W	7-0
9/27	Charlotte	H	T	2-2 *
9/30	Wake Forest	A	L	0-1
10/4	Furman	H	L	1-2
10/7	Presbyterian	H	W	2-1
10/11	Kentucky	A	W	2-0
10/14	North Carolina	A	L	0-6
10/18	Mercer	H	W	4-2
10/21	The Citadel	A	W	2-1
10/24	Evansville#	H	W	2-0
10/25	Rutgers#	H	L	1-3
10/28	Wofford	H	W	6-1
11/1	Clemson	H	W	2-0
11/4	College of Charleston	H	W	4-3 *
11/8	Vanderbilt	H	W	3-1
11/15	Coastal Carolina\$	H	L	0-2

& Umbro Kickoff Classic; % Husky Tournament; # Met Life Classic; \$ NCAA Tournament

1993

16-4-4 Overall

10-0-1 Home • 4-3-2 Away • 2-1-1 Neutral
No. 23 Final NSCAA Ranking
4-0-1 Metro Conference - CHAMPION
NCAA Tournament Finals

9/5	Santa Clara&	H	W	2-1
9/8	Davidson	H	W	5-0
9/12	Furman	A	L	2-5
9/17	George Washington^	N15	W	4-1
9/19	North Carolina^	A	L	0-3
9/22	Erskine	H	W	6-1
9/26	VCU*	H	W	5-1
9/28	The Citadel	H	W	8-0
10/1	Notre Dame%	A	L	0-2
10/2	Indiana%	N16	T	1-1 *
10/10	Vanderbilt	A	W	2-1 *
10/12	Louisville*	A	W	9-0
10/16	USF*#	H	W	5-1
10/17	Boston University#	H	W	2-1
10/21	Charlotte*	A	T	1-1 *
10/24	Virginia Tech*	H	W	3-0
10/28	Wake Forest	H	T	0-0 *
10/31	Clemson	A	W	2-1 *
11/7	College of Charleston	A	T	2-2 *
11/14	Furman\$	H	W	1-0
11/22	Clemson\$	A	W	3-2
11/28	Air Force\$	H	W	6-0
12/3	Cal State Fullerton\$	N17	W	1-0
12/5	Virginia\$	N17	L	0-2

* Metro Conference match; & Umbro Kickoff Classic;
^ Carolina Classic; % Notre Dame Classic; # Met Life Classic; \$ NCAA Tournament

1994

16-4-0 Overall

9-2-0 Home • 6-1-0 Away • 1-1-0 Neutral
No. 6 Final NSCAA Ranking
4-1 Metro Conference
NCAA Tournament

9/3	Indiana%	A	L	0-1
9/4	Saint Louis%	N6	L	0-1
9/7	Rutgers^	N17	W	2-1
9/11	Furman	H	W	4-1
9/18	Brown&	H	W	2-1 *
9/21	The Citadel	A	W	2-0
9/25	VCU*	A	W	3-1
9/28	Erskine	H	W	7-0
10/1	USF*	A	W	3-2
10/6	Davidson	A	W	2-1 *
10/9	Appalachian State	H	W	8-0
10/14	North Carolina#	H	W	7-5
10/16	TCU#	H	W	7-1
10/19	Clemson	H	W	3-1 *
10/23	Virginia Tech*	A	W	2-0
10/26	Wake Forest	A	W	1-0

10/30	Louisville*	H	W	4-1
11/2	Georgia State	H	W	6-0
11/6	Charlotte*	H	L	1-3
11/20	NC State\$	H	L	0-1

* Metro Conference match; % Indiana MetLife Classic; ^ JP Sports TV's College Soccer Game of the Week; & Umbro Kickoff Classic; # MetLife Classic; \$ NCAA Tournament

1995

16-4-0 Overall

11-3-0 Home • 4-0-0 Away • 1-1-0 Neutral
No. 3 Final NSCAA Ranking
NCAA Tournament

9/3	Clemson	A	W	3-2
9/10	Furman	A	W	2-1 *
9/17	Wisconsin&	H	L	2-3
9/20	Wake Forest	H	L	1-2
9/24	VCU	H	W	3-0
9/27	The Citadel	A	W	3-0
10/1	Presbyterian	H	W	4-0
10/4	Charlotte	A	W	2-0
10/8	North Carolina^	H	W	3-1
10/14	New Hampshire#	H	W	3-1
10/15	Saint Louis#	H	W	4-3
10/20	SMU%	N7	L	0-3
10/22	UAB%	N7	W	2-0
10/25	Davidson	H	W	1-0 *
10/29	Georgia Southern	H	W	4-1
11/1	Campbell	H	W	4-0
11/5	College of Charleston	H	W	5-0
11/8	Erskine	H	W	9-0
11/19	Coastal Carolina\$	H	W	3-1
11/26	Duke\$	H	L	0-2

& Umbro Kickoff Classic; ^ College Soccer Weekly Game of the Week; # MetLife Classic; % Umbro Tournament; \$ NCAA Tournament

1996

8-9-2 Overall

6-4-1 Home • 1-3-1 Away • 1-2-0 Neutral

9/3	Davidson	A	L	0-1
9/8	Furman	H	L	1-2
9/15	College of Charleston	A	L	2-6
9/19	Charleston Southern	H	W	5-0
9/22	No. 12 Massachusetts&	H	W	3-1
9/27	Santa Clara%	A	T	2-2 *
9/29	San Francisco%	N18	L	1-2
10/6	No. 14 SMU	A	L	2-3 *
10/9	The Citadel	H	W	6-0
10/13	No. 23 North Carolina	A	W	4-1
10/18	No. 11 Creighton#	H	W	3-1
10/20	No. 19 Evansville#	H	W	3-1
10/23	Wofford	H	W	7-0
10/27	Clemson	H	L	1-3
10/30	Wake Forest	H	L	1-2
11/2	Duke^	N19	W	3-1
11/3	No. 7 Indiana^	N19	L	0-1
11/7	No. 14 Charlotte	H	L	0-1
11/10	NC State	H	T	2-2 *

& Umbro Kickoff Classic; % Nike/Coca-Cola Classic; # MetLife Classic; ^ Oneita Classic; \$ NCAA Tournament

1997

16-3-1 Overall

9-1-1 Home • 2-2-0 Away • 5-0-0 Neutral
No. 8 Final NSCAA Ranking
NCAA Tournament

8/27	Newberry	H	W	9-0	
9/4	Georgia Southern	H	T	3-3 *	
9/7	No. 11-T SMU&	H	W	2-1	
9/12	No. 5 Creighton%	A	L	3-4 *	
9/14	Drake%	N20	W	3-1	
9/21	College of Charleston	25T	H	W	8-0
10/3	San Diego^	21	N12	W	4-0
10/5	UNLV^	21	N12	W	8-2
10/12	Clemson	15	A	L	0-2
10/18	Navy#	H	W	3-2	
10/19	Adelphi#	H	W	4-0	

10/22	Erskine	14	H	W	11-0
10/29	Wake Forest	10	H	W	5-4
11/1	No. 13 William & Mary@	10	N19W	4-0	
11/2	Richmond@	10	N19	W	2-0
11/6	NC State	8	A	W	4-0
11/9	North Carolina	8	H	W	3-2 *
11/12	Furman	8	A	W	2-1
11/23	Charleston Southern\$	7	H	W	3-0
11/30	Clemson\$	7	H	L	0-1 *

& Umbro Kickoff Classic; % Creighton Classic; ^ Aces Classic; # Sunbeam Classic; @ Nike Invitational; \$ NCAA Tournament


1998

16-5-0 Overall

10-1-0 Home • 3-3-0 Away • 3-1-0 Neutral
No. 10 Final NSCAA Ranking
NCAA Tournament

9/1	Coker	H	W	8-0	
9/3	The Citadel	A	W	4-0	
9/6	UCLA&	H	W	2-1	
9/12	American%	7	N21	W	3-1
9/13	No. 14 St. John's%	7	N21	L	1-2 *
9/20	College of Charleston15	A	W	2-0	
9/23	Davidson	14	A	W	2-0
9/27	No. 23 Furman	14	H	W	1-0
9/30	Wofford	12	H	W	7-0
10/3	VCU	12	A	L	1-2 *
10/11	No. 7 Clemson	16	H	L	0-2
10/17	No. 25 Missouri State#21	H	W	1-0	
10/18	Evansville#	21	H	W	3-0
10/24	Charlotte	13	H	W	2-1
10/27	Wake Forest	10	A	L	1-2
10/31	Georgia State@	10	N19	W	2-0
11/1	UAB@	10	N19	W	1-0
11/8	No. 20 North Carolina	11	H	W	2-1 *
11/15	Philadelphia	10	H	W	3-0
11/22	VCU\$	10	H	W	2-1
11/29	No. 5 Virginia\$	10	A	L	0-1

& Providence Kickoff Classic; % Old Republic Classic; # Sunbeam Classic; @ Nike Invitational; \$ NCAA Tournament



Rob Smith, a third-team All-American in 1994, is the all-time career assists leader (40) at USC.

1999

10-7-2 Overall

6-3-1 Home • 4-1-1 Away • 0-3-0 Neutral



CAROLINA SOCCER

9/1	The Citadel	10	H	W	8-2
9/4	Davidson	10	H	L	0-1*
9/7	Charlotte		A	W	3-2
9/11	No. 24 Wake Forest		H	T	3-3*
9/14	Winthrop		H	W	5-0
9/17	Air Force&		H	W	3-0
9/22	William & Mary		H	L	1-4
9/27	No. 14 Furman		A	T	1-1*
10/1	No. 15 St. John's%	N13	L		0-2
10/2	Rutgers%		A	W	1-0*
10/15	Mercers#		H	W	4-1
10/17	USF#		H	W	3-2
10/19	Wofford		A	W	4-1
10/22	Clemson		A	L	0-1
10/26	College of Charleston		H	W	5-0
10/31	No. 5 Penn State@	N19	L		1-2
11/1	No. 16 Old Dominion@	N19	L		1-3
11/6	No. 18 North Carolina		A	W	3-2
11/14	No. 19 Brown		H	L	2-3

& Providence Kickoff Classic; % Rutgers MetLife Classic; # Sunbeam Classic; @ Nike/Town of Mount Pleasant Invitational

2000

12-4-3 Overall
4-4-2 Home • 5-0-1 Away • 3-0-0 Neutral
No. 17 Final NSCAA Ranking
NCAA Tournament

9/1	Massachusetts		H	W	2-1
9/4	Charlotte	22	H	L	1-2
9/8	No. 3 Virginia%	22	N22	W	2-1
9/10	No. 8 Maryland%	22	A	W	1-0
9/13	College of Charleston	10T	A	W	2-0
9/17	Virginia Tech&	10T	H	W	4-2
9/20	Davidson	7	A	W	3-2
9/23	Wake Forest	7	A	T	2-2*
9/27	Winthrop	5	A	W	4-0
10/1	No. 2 Penn State	5	A	W	1-0
10/8	No. 20 Clemson	4	H	T	0-0
10/15	Furman	9	H	T	1-1
10/21	Bucknell#	8	H	L	1-2
10/22	Lehigh#	8	H	W	3-2
10/27	The Citadel@	22	N19	W	5-1
10/28	Charleston Southern@	22	N19	W	6-0
11/5	No. 2 North Carolina	19	H	L	0-2
11/12	FIU	20	H	W	3-0
11/19	No. 21 Duke\$	14	H	L	0-1

& Lorick Office Products Kickoff Classic; % Maryland Classic; # Iron Kids Classic; @ Town of Mount Pleasant Invitational; \$ NCAA Tournament

2001

12-5-2 Overall
7-2-1 Home • 3-2-1 Away • 2-1-0 Neutral
No. 20 Final NSCAA Ranking
NCAA Tournament

9/2	Penn State	17	H	W	3-2
9/7	No. 1 SMU@	19	N19	L	2-3
9/9	TCU@	19	N19	W	3-0
9/19	Charlotte	19	A	W	1-0**
9/23	No. 24 Wake Forest	19	H	W	2-1
9/26	Davidson	17	H	W	4-1
9/30	College of Charleston	17	H	W	2-0
10/3	No. 16 Furman	17	A	W	3-2**
10/7	No. 24-T Clemson	17	A	L	2-3
10/15	Gardner-Webb	18	H	W	5-0
10/19	Maryland#	18	H	L	0-1
10/21	No. 8 Rutgers#	18	H	T	1-1**
10/26	Cal State Fullerton%17	N8	W		2-0
10/28	UCLA%	17	A	T	0-0**
11/4	Drury	19	H	W	3-0
11/9	No. 7 North Carolina	20	A	L	0-1
11/11	Elon	20	H	W	5-1
11/17	FIU	19	A	W	5-4**
11/25	No. 23 UAB\$	14	H	L	2-3*

@ Aaron Olitsky Memorial Classic; # Gamecock Classic; % UCLA Invitational; \$ NCAA Tournament

2002

11-8-1 Overall
6-3-0 Home • 3-4-0 Away • 2-1-1 Neutral

NCAA Tournament

8/30	Charleston Southern	16	H	W	4-1
9/2	Jacksonville	10	H	W	2-1
9/6	NC State%	10	N23	W	2-1
9/8	Duke%	10	A	W	3-0
9/13	New Hampshire#	6	H	W	1-0
9/15	Washington#	6	H	W	3-1
9/21	Louisville*	4	N12	T	0-0**
9/22	Evansville^	4	A	W	1-0
9/29	Davidson	3	A	L	0-1
10/6	No. 9 Clemson	11	H	L	1-2
10/11	No. 2 Wake Forest	13	A	L	0-1
10/16	Charlotte	13	H	W	2-1
10/19	Rutgers	13	A	W	1-0
10/23	College of Charleston	10T	A	L	0-1
10/27	No. 22 Furman	10T	H	L	0-1
11/1	No. 16 Coastal Carolina@	19T	N19	L	0-3
11/3	Winthrop@	19T	N19	W	5-1
11/8	No. 20 North Carolina		A	L	0-2
11/17	FIU		H	W	2-1
11/23	No. 25-T Coastal Carolina\$		H	L	1-2

% Duke-adidas Classic; # Gamecock Classic; ^ Pro-rehab Aces Classic; @ Aaron Olitsky Memorial Classic; \$ NCAA Tournament

2003

9-7-2 Overall
5-4-1 Home • 2-2-1 Away • 2-1-0 Neutral

8/29	Boston University		H	W	4-1
9/1	Stetson	22	H	W	2-0
9/5	Richmond@	22	N19	W	3-0
9/7	Northwestern@	22	N19	W	3-1
9/12	Jacksonville#	16	H	W	4-0
9/14	Alabama A&M#	16	H	W	3-0
9/21	Appalachian State	15	H	W	1-0
9/26	Portland%	11	N14	L	0-2
9/28	No. 22 Washington%	11	A	L	0-3
10/5	Clemson	25T	A	L	0-1
10/8	Elon		H	L	0-1
10/12	No. 14 Wake Forest		H	L	0-4
10/15	Charlotte		A	W	1-0
10/19	Furman		A	T	0-0**
10/31	Davidson		H	L	1-2**
11/4	College of Charleston		H	T	2-2**
11/8	No. 13 North Carolina		H	L	0-1
11/15	No. 10 FIU		A	W	1-0

@ Aaron Olitsky Memorial Classic; # Gamecock Classic; % Husky Classic

2004

12-7-1 Overall
7-3-0 Home • 4-3-0 Away • 1-1-1 Neutral
NCAA Tournament

9/1	William & Mary		H	W	2-1
9/4	Winthrop		A	W	2-0
9/10	Portland#		H	W	3-2
9/12	Bucknell#		H	W	1-0
9/17	Pennsylvania%		A	L	1-2
9/19	Princeton%	N24	T		2-2
9/24	No. 23 Wake Forest		A	W	1-0
9/29	Davidson	15	A	W	4-1
10/3	Gardner-Webb	15	H	W	3-2
10/10	Clemson	17	H	W	1-0
10/13	Charlotte	7	H	L	0-1
10/16	North Carolina	7	A	L	0-2
10/20	College of Charleston		A	L	0-3
10/23	UNC Wilmington		A	W	3-1
10/27	Furman		H	L	0-1
10/31	No. 22 Duke		H	W	1-0
11/5	Coastal Carolina@	25	N19	L	2-3
11/7	Alabama A&M@	25	N19	W	3-2
11/13	FIU		H	W	3-1
11/19	No. 16 College of Charleston\$		H	L	2-3

adidas-Gamecock Classic; % Penn Classic; @ Aaron Olitsky Memorial Classic; \$ NCAA Tournament

2005

12-7-2 Overall
5-3-0 Home • 5-3-1 Away • 2-1-1 Neutral
7-1-1 Conference USA - TOURNAMENT CHAMPIONS
NCAA Tournament

9/1	Clemson		A	L	1-2**
9/6	College of Charleston		H	L	0-1
9/9	No. 18 Wake Forest%	N15	L		0-3
9/11	No. 2 North Carolina%		A	L	0-2
9/16	Pennsylvania#		H	L	0-2
9/18	Loyola (Chicago)#		H	W	2-1**
9/21	No. 25-T UNC Wilmington		H	W	4-2
9/24	Charlotte		A	W	2-1*
10/2	East Carolina*		A	W	5-2
10/7	Memphis*		A	T	2-2**
10/9	UAB*		A	W	2-1
10/14	Kentucky*		H	W	1-0
10/16	Marshall*		H	L	0-1
10/28	Tulsa*		H	W	4-2
10/30	No. 9-T SMU*		H	W	3-0
11/4	FIU		A	W	3-1
11/6	UCF*		A	W	4-1
11/9	Kentucky!	N25	T		0-0

*** (Advanced in shootout, 4-2)
11/11 Memphis! N25 W 2-1
11/13 Tulsa! N25 W 1-0
11/18 No. 19 Wake Forest\$ A L 0-2

* Conference USA match; % North Carolina Nike Classic; # adidas Gamecock Classic; ! Conference USA Tournament; \$ NCAA Tournament

2006

11-5-1 Overall
8-1-0 Home • 2-3-1 Away • 1-1-0 Neutral
4-3-1 Conference USA

8/25	No. 5-T Clemson	24	H	L	3-4
8/28	Wofford	24	A	W	2-0
9/2	William & Mary	24	A	W	1-0
9/5	Centenary	21	H	W	3-2
9/8	Temple#	21	H	W	1-0
9/10	Alabama A&M#	21	H	W	2-0
9/17	Davidson	10	H	W	3-1
9/20	NC State	11	N26	W	3-2
9/24	No. 15 Memphis*	11	H	W	2-1**
9/27	No. 25 UAB*	6	H	W	2-0
10/1	Kentucky*	6	A	L	0-1**
10/7	FIU*	9T	H	W	1-0
10/14	Marshall*	11T	A	L	1-2
10/18	No. 1 SMU*	16	A	T	1-1**
10/21	UCF*	16	H	W	2-1
10/28	Tulsa*	12	A	L	0-1
11/1	UAB!	20	N27	L	2-3

* Conference USA match; # adidas Gamecock Classic; ! Conference USA Tournament

2007

11-6-2 Overall
6-2-0 Home • 4-2-2 Away • 1-2-0 Neutral
4-2-2 Conference USA

8/31	No. 12 Clemson		A	W	1-0**
9/4	Presbyterian	15	H	W	4-0
9/7	No. 14 Connecticut%15	A	L		0-3
9/8	USF%	15	N28	L	0-2
9/11	Wofford		H	W	2-1*
9/16	Lipscomb#		H	W	2-0
9/19	No. 12 Duke		A	L	1-2
9/23	Alabama A&M		H	W	2-0
9/28	UAB*		A	W	1-0
10/3	Davidson		A	W	2-1
10/7	FIU*		A	W	3-1
10/13	No. 23 Tulsa*		H	L	0-1
10/20	Memphis*		A	T	1-1**
10/24	No. 5 SMU*		H	L	1-2
10/27	Marshall*		H	W	3-1
11/4	UCF*		A	T	0-0**
11/9	Kentucky*		H	W	2-1*
11/14	Memphis!	N29	W		2-1*
11/16	No. 9-T Tulsa!	N29	L		1-4



CAROLINA SOCCER

* Conference USA match; % UConn adidas Classic; # adidas Gamecock Classic; ! Conference USA Tournament

2008

8-6-5 Overall

5-1-3 Home • 3-3-2 Away • 0-2-0 Neutral
2-2-4 Conference USA

8/29	Clemson	H	W	2-0
9/2	Presbyterian	H	T	1-1 **
9/5	No. 15 North Carolina%	N30	L	1-3
9/7	No. 1 Wake Forest%	A	L	0-1
9/12	Lehigh#	H	W	3-0
9/14	Jacksonville#	H	W	2-0
9/19	College of Charleston	A	W	4-0
9/24	Furman	A	L	1-2
9/27	Davidson	H	W	4-0
10/4	FIU*	H	W	2-0
10/8	No. 25 SMU*	A	T	1-1 **
10/12	Kentucky*	A	L	0-2
10/17	Memphis*	H	L	0-2
10/25	Marshall*	A	W	1-0
10/29	UAB*	H	T	1-1 **
11/1	No. 9 Tulsa*	A	T	0-0 **
11/7	UCF*	H	T	1-1 **
11/12	SMU!	A	W	3-0
11/14	No. 7 Tulsa!	N25	L	0-2

* Conference USA match; % Deacon Classic; # adidas Gamecock Classic; ! Conference USA Tournament

2009

7-8-3 Overall

4-4-1 Home • 2-4-2 Away • 1-0-0 Neutral
2-4-2 Conference USA

9/2	Charlotte	H	W	3-1
9/4	Clemson	A	W	1-0
9/11	Butler#	H	L	0-1
9/13	George Mason#	H	W	1-0
9/18	No. 25 Northwestern%	A	T	0-0 **
9/20	Northern Illinois%	N31	W	1-0
9/25	Davidson	A	L	1-4
9/29	No. 24 NC State	A	L	0-1
10/4	UCF*	A	W	3-1
10/7	Furman	H	W	3-2
10/11	Tulsa*	H	T	1-1 **
10/14	SMU*	H	W	3-2 **
10/17	Kentucky*	H	L	0-1
10/20	No. 3 Wake Forest	H	L	0-3
10/24	FIU*	A	T	0-0 **
10/28	UAB*	A	L	0-3
10/31	Marshall*	H	L	1-2
11/7	Memphis*	A	L	0-1 *

* Conference USA match; # adidas Gamecock Classic; % Lakeside Classic

2010

13-7-2 Overall

6-2-2 Home • 3-5-0 Away • 4-0-0 Neutral
4-3-1 Conference USA - TOURNAMENT CHAMPIONS

No. 12 Final NSCAA Ranking
NCAA Tournament - No. 7 National Seed

9/3	Clemson	H	W	2-0	
9/10	Brown%	A	L	0-1	
9/12	Yale%	N32	W	1-0	
9/17	Iona#	H	T	2-2 **	
9/19	No. 8 Connecticut#	H	L	0-4	
9/25	Charlotte	A	W	1-0	
9/28	Wake Forest	A	W	1-0	
10/2	UAB*	H	W	3-2	
10/6	No. 8 SMU*	20	A	L	1-3
10/9	Tulsa*	20	A	W	1-0
10/12	NC State	20	H	W	1-0
10/16	UCF*	20	H	T	1-1 *
10/19	No. 4 North Carolina	18	A	L	0-1
10/23	Marshall*	18	A	L	1-4
10/27	FIU*	H	W	1-0	
10/31	Memphis*	H	W	3-0	
11/7	Kentucky*	A	L	1-2	
11/10	UAB!	N33	W	2-1	
11/12	No. 5 SMU!	N33	W	2-1	

11/14	No. 25 Tulsa!	N33	W	1-0	
11/21	No. 24 Duke\$	18	H	W	1-0
11/28	No. 19 Michigan\$	18	H	L	1-3

* Conference USA match; % Brown Classic; # Gamecock Classic; ! Conference USA Tournament; \$ NCAA Tournament

2011

9-7-3 Overall

5-3-2 Home • 4-3-0 Away • 0-1-1 Neutral
6-1-1 Conference USA - REGULAR SEASON CO-CHAMPS

NCAA Tournament First Round

8/28	College of Charleston	15T	A	L	
2-3					
9/2	Clemson	A	L	0-2	
9/6	No. 21 Charlotte	H	W	2-1	
9/9	Dartmouth%	A	L	0-2	
9/11	Bradley%	N34	T	2-2 **	
9/16	Brown#	H	L	0-2	
9/18	High Point#	H	W	2-1	
9/24	Memphis*	A	W	3-2	
9/30	Tulsa*	H	W	2-1	
10/4	UAB*	A	W	1-0	
10/12	SMU*	H	L	2-3 **	
10/15	Marshall*	H	W	3-1	
10/18	NC State	H	W	2-0	
10/22	FIU*	A	W	4-3	
10/25	No. 4 North Carolina	H	L	0-4	
11/1	No. 22 UCF*	25T	A	W	1-0 **
11/4	Kentucky*	25T	H	T	2-2 **
11/11	SMU!	23	N27	L	0-1
11/17	Wake Forest\$	H	T	1-1 ***	

(Eliminated in shootout, 3-4)
* Conference match; % Dartmouth Classic; # Gamecock Classic; ! Conference USA Tournament; \$ NCAA Tournament

2012

5-11-2 Overall

3-5-2 Home • 2-5-0 Away • 0-1-0 Neutral
2-5-1 Conference USA

8/24	College of Charleston	H	W	
1-0				
8/31	No. 15 St. John's#	H	L	0-2
9/2	No. 25 Northwestern#	H	T	0-0 **
9/6	No. 2 USF%	A	W	1-0
9/8	Florida Gulf Coast%	N5	L	0-3
9/12	No. 5 Charlotte	A	L	2-3 **
9/18	Clemson	H	W	1-0
9/21	Tulsa*	A	L	0-4
9/24	SMU*	A	L	1-2
9/29	FIU*	H	T	1-1 **
10/7	UCF*	H	W	2-1
10/10	No. 25 UAB*	H	L	3-4
10/13	Marshall*	A	L	1-2
10/17	Wofford	H	L	2-3 *
10/20	Memphis*	H	L	1-2
10/24	No. 9 Coastal Carolina	H	L	2-3
10/27	No. 13 Wake Forest	A	L	1-3
11/4	Kentucky*	A	W	1-0

* Conference match; # Gamecock Classic; % USF Tournament

2013

7-7-5 Overall

5-2-2 Home • 2-4-3 Away • 0-1-0 Neutral
4-2-3 Conference USA

8/30	East Tennessee State	H	W	
1-0				
9/2	Clemson	A	L	1-2 **
9/6	High Point	H	W	5-2
9/10	Coastal Carolina	A	L	1-3
9/13	No. 12 St. John's	A	L	0-1
9/15	Rutgers	A	L	0-3
9/20	USF#	H	T	1-1 **
9/22	Dartmouth#	H	T	0-0 **
9/27	Charlotte*	A	W	2-1
10/1	Presbyterian	H	W	3-0

10/6	No. 23 Tulsa*	H	L	1-2 *
10/13	Kentucky*	A	T	0-0 **
10/16	Florida Atlantic*	H	W	2-1
10/19	Marshall*	A	T	1-1 **
10/26	No. 25 New Mexico*	H	W	1-0 *
10/30	FIU*	A	T	0-0 **
11/3	No. 10 UAB*	A	W	4-3
11/9	Old Dominion*	H	L	1-2
11/13	Tulsa!	N35	L	1-3

* Conference match; # Gamecock Classic; ! Conference USA Tournament

2014

10-10 Overall

5-6 Home • 3-4 Away • 2-0 Neutral
3-5 Conference USA

8/29	Belmont	H	W	1-0 **	
9/2	No. 25 Clemson	H	W	2-1 **	
9/7	Mercer	H	W	2-0	
9/12	UNC Wilmington	17	H	L	1-2
9/16	Coastal Carolina	A	L	0-3	
9/20	East Tennessee State	A	L	1-2 *	
9/23	UNC Greensboro	H	W	2-1	
9/26	Marshall*	H	L	0-1	
9/30	Georgia State	H	W	2-1 *	
10/4	No. 10 Charlotte*	H	L	0-3	
10/8	FIU*	A	W	5-4	
10/11	No. 21 UAB*	H	L	0-1	
10/17	Florida Atlantic*	A	W	4-3 *	
10/21	NC State	H	L	1-2 *	
10/25	No. 19 Kentucky*	H	L	3-4 **	
10/29	Old Dominion*	A	W	1-0	
11/7	No. 25 New Mexico*	A	L	1-2	
11/12	No. 18 Kentucky!	N36	W	2-1	
11/14	No. 21 UAB!	N36	W	1-0	
11/16	Old Dominion!	A	L	1-2	

* Conference match; ! Conference USA Tournament

2015

11-8-2 Overall

8-0-2 Home • 2-7 Away • 1-1 Neutral
6-2 Conference USA

8/28	Mercer	H	W	2-1	
8/31	Georgia Southern	H	W	4-2	
9/4	No. 9 Clemson	A	L	0-3	
9/8	UNC Greensboro	H	T	3-3 **	
9/12	UNC Wilmington	A	L	0-5	
9/18	UAB*	A	W	1-0	
9/22	No. 8 Elon	H	W	3-1	
9/25	No. 7 New Mexico*	H	W	2-1 *	
10/2	Marshall*	19	A	W	2-1
10/6	No. 6 Wake Forest	15	A	L	0-2
10/9	Florida Atlantic*	15	H	W	2-1
10/13	No. 23 NC State	17	A	L	1-2
10/18	No. 15 Kentucky*	17	A	L	0-1
10/23	Charlotte*	22	A	L	0-2
10/27	FIU*	H	W	2-0	
10/31	No. 13 Old Dominion*	H	W	3-1	
11/7	No. 11 Coastal Carolina	22	H	W	1-0
11/11	New Mexico!	17	N35	W	1-0
11/13	Marshall!	17	N35	L	0-1
11/19	Furman\$	21	H	T	1-1 ***

(Advanced in shootout, 2-1)
* Conference match; ! Conference USA Tournament; \$ NCAA Tournament

2016

11-8-1 Overall

8-4-0 Home • 3-3-1 Away • 0-1-0 Neutral
5-2 Conference USA

8/26	No. 3 Clemson	24	H	L	1-2
8/30	Mercer	H	L	2-3 **	
9/4	UCF	H	W	2-1	
9/9	Coastal Carolina	A	L	0-1	
9/13	Georgia Southern	H	W	2-1 *	
9/17	FAU*	A	W	1-0	
9/20	No. 18 Furman	A	W	3-0	
9/24	Georgia State	H	W	3-1	
9/28	High Point	H	W	3-1	
10/2	Marshall*	H	W	2-1	



10/8	Florida Atlantic*	H	W	2-1
10/10	FIU*	A	T	0-0
10/15	UAB*	H	W	1-0
10/18	No. 2 Wake Forest	H	L	0-1
10/22	Old Dominion*	A	W	3-2
10/26	No. 8 Charlotte*	25 H	L	1-2
10/30	New Mexico*	25 A	L	1-2
11/4	No. 12 Kentucky	H	W	2-1
11/9	Old Dominion!	N37	L	1-2
11/17	Mercer\$	H	W	1-0
11/20	No. 3 Clemson\$	A	L	1-2 *

* Conference match; ! Conference USA Tournament; \$ NCAA Tournament

2017

6-9-2 Overall
5-4-1 Home • 1-5-1 Away • 0-1-0 Neutral
2-4-2 Conference USA

8/25	USC Upstate	H	W	2-1
8/28	Mercer	H	W	2-1 *
9/1	No. 4 Clemson	A	L	1-4
9/5	North Florida	H	W	1-0
9/9	FAU*	H	L	1-2 *
9/16	Marshall*	A	L	1-2
9/19	No. 13 Furman	H	W	3-0
9/22	New Mexico*	H	T	2-2 **
9/26	No. 2 Wake Forest	A	L	1-2
9/30	Coastal Carolina	H	L	0-2
10/3	Virginia Tech	H	L	2-3
10/8	No. 20 Kentucky*	A	L	0-1
10/14	No. 14 FIU*	H	L	2-5
10/20	Charlotte*	A	T	1-1 **
10/29	Old Dominion*	H	W	3-2
11/3	UAB*	A	W	1-0
11/8	Old Dominion!	N36	L	0-2

* Conference match; ! Conference USA Tournament

2018

7-10-0 Overall
5-6-0 Home • 2-4-0 Away • 0-0-0 Neutral
2-6-0 Conference USA

8/24	No. 13 Georgetown	H	L	0-1 *
8/27	Lipscomb	H	W	2-1
8/31	Clemson	H	L	0-2
9/7	FAU*	A	L	0-1 *
9/11	Furman	A	L	1-2
9/19	Wofford	H	W	5-0
9/23	No. 20 Old Dominion*	A	L	0-1
9/29	No. 7 Kentucky*	H	L	1-2
10/1	No. 19 Virginia Tech	A	W	2-1 *
10/7	Charlotte*	H	L	0-1 **
10/13	New Mexico*	A	L	1-2
10/16	No. 1 Wake Forest	H	L	0-2
10/20	USC Upstate	H	W	2-0
10/23	Georgia State	H	W	1-0
10/27	UAB*	H	W	1-0
10/30	Marshall*	H	L	1-2 **
11/2	FIU*	A	W	3-2

* Conference match

2019

7-9-2 Overall
7-2-2 Home • 0-6-0 Away • 0-1-0 Neutral
2-5-0 Conference USA

8/30	Clemson	A	L	1-4
9/3	Gardner-Webb	H	W	2-1 *
9/6	USC Upstate	H	W	1-0 *
9/11	Mercer	H	W	1-0 *
9/14	Marshall*	A	L	0-2
9/18	Furman	H	W	3-0
9/22	No. 13 UCF	A	L	0-2
9/27	No. 11 Charlotte*	A	L	0-4
10/1	Presbyterian	H	W	4-2
10/5	ODU*	H	L	1-2
10/8	Georgia Southern	H	T	1-1 **
10/12	UAB*	A	L	0-1
10/15	No. 20 NC State	H	T	0-0 **
10/20	Jacksonville	H	L	2-3
10/27	No. 16 Kentucky*	A	L	0-4
11/1	No. 13 FIU*	H	W	1-0
11/13	No. 13 FIU	N	L	0-3

2020-21

8-7-1 Overall
6-5-0 Home • 2-2-1 Away • 0-0-0 Neutral
2-4-1 Conference USA

9/19	Georgia Southern	H	W	2-0
9/24	Georgia State	H	L	1-3
10/1	Clemson	H	L	0-3
10/9	Mercer	A	W	1-0
2/14	Winthrop	H	W	4-2
2/17	USC Upstate	H	W	2-0 *
2/21	Furman	A	L	0-3
2/27	Wofford	H	W	2-1
3/6	Marshall	H	L	0-2
3/14	ODU	A	T	1-1
3/20	Charlotte	H	L	0-2
3/27	FAU	A	L	1-2
4/3	UAB	H	W	6-0
4/10	FIU	A	W	3-2
4/17	Kentucky	H	L	1-2

2021

5-9-2 Overall
4-6-1 Home • 1-3-1 Away • 0-0-0 Neutral
1-5-2 Conference USA

8/26	College of Charleston	H	L	0-1 *
8/29	Winthrop	H	W	4-1
9/3	Clemson	A	L	0-5
9/7	Prebyterian	H	L	1-2
9/11	Costal Carolina	H	L	1-4
9/17	USC Upstate	H	L	0-1
9/21	Mercer	H	W	2-1
9/25	Charlotte	A	L	0-3
9/28	Gardner-Webb	H	W	1-0
10/3	FAU	H	T	2-2
10/9	UAB	A	W	2-0
10/12	Gerogia Southern	H	W	3-1
10/16	FIU	H	L	1-4
10/23	Kentucky	A	T	0-0
10/30	Marshall	A	L	0-4
11/5	Old Dominion	H	L	2-3



CAROLINA SOCCER

Adelphi (1-0-0)

H: 1-0
10/19/1997 H W 4-0

Air Force (3-0-0)

H: 3-0
11/5/1988 H W 2-1
11/28/1993 H W 6-0
9/17/1999 H W 3-0
11-1

Akron (2-0-1)

H: 2-0	A: 0-0-1
11/8/1986 H W 4-1	
9/13/1987 A T 0-0 (OT)	
11/5/1989 H W 1-0	
5-1	

Alabama A&M (5-2-0)

H: 4-1	A: 0-1	N: 1-0
9/19/1982 A L 1-3		
9/18/1983 H L 0-4		
9/29/1985 H W 1-0		
9/14/2003 H W 3-0		
11/7/2004 N19 W 3-2		
9/10/2006 H W 2-0		
9/23/2007 H W 2-0		
12-9		

American (1-1-0)

H: 0-1	N: 1-0
12/1/1985 H L 0-2	
9/12/1998 N21 W 3-1	
3-3	

Appalachian State (13-1-2)

H: 13-0-1	A: 0-1-1
10/29/1978 A T 0-0 (OT)	
10/28/1979 H W 3-1	
9/28/1980 A L 0-6	
11/8/1981 H W 5-0	
11/10/1982 H W 5-1	
11/10/1983 H T 1-1 (OT)	
9/21/1985 H W 3-1	
9/28/1986 H W 4-0	
10/4/1987 H W 6-0	
10/2/1988 H W 3-1	
10/1/1989 H W 2-0	
9/9/1990 H W 4-2	
9/22/1991 H W 10-1	
9/6/1992 H W 4-2	
10/9/1994 H W 8-0	
9/21/2003 H W 1-0	
59-16	

Belmont (1-0-0)

H: 1-0
8/29/2014 H W 1-0 (2OT)

Belmont Abbey (1-0-0)

H: 1-0
9/20/1981 H W 3-0

Boston University (3-0-0)

H: 3-0
8/29/1983 H W 4-1
11/8/1987 H W 1-0
10/17/1993 H W 2-1
7-2

Bradley (0-0-1)

N: 0-0-1
9/11/2011 N34 T2-2 (2OT)

Brown (1-3-0)

H: 1-2	A: 0-1
9/18/1994 H W 2-1 (OT)	
11/14/1999 H L 2-3	
9/10/2010 A L 0-1	
9/16/2011 H L 0-2	
4-7	

Bucknell (1-1-0)

H: 1-1
10/21/2000 H L 1-2
9/12/2004 H W 1-0
2-2

Butler (0-1-0)

H: 0-1
9/11/2009 H L 0-1

BYU (1-0-0)

N: 1-0
11/3/1984 N4 W 3-0

Cal State Fullerton (2-0-0)

N: 2-0
12/3/1993 N17 W 1-0
10/26/2001 N8 W 2-0
3-0

Campbell (1-0-0)

H: 1-0
11/1/1995 H W 4-0

Centenary (La.) (1-0-0)

H: 1-0
9/5/2006 H W 3-2

Charleston Southern (13-0-0)

H: 10-0	A: 2-0	N: 1-0
10/18/1978 A W 3-0		
11/8/1979 H W 3-0		
10/22/1980 A W 1-0		
9/16/1981 H W 1-0		
9/22/1982 H W 2-1		
9/7/1983 H W 2-0		
9/17/1984 H W 4-0		
9/4/1985 H W 8-0		
11/5/1986 H W 10-0		
9/19/1996 H W 5-0		
11/23/1997 H W 3-0		
10/28/2000 N19 W 6-0		
8/30/2002 H W 4-1		
52-2		

Charlotte (15-12-4)

H: 6-8-2	A: 9-4-2
9/1/1982 H T 1-1 (OT)	
9/14/1983 A W 3-2	
9/13/1984 H W 1-0	
9/11/1985 A W 3-2	
9/16/1986 H W 6-0	
9/27/1992 H T 2-2 (OT)	
10/21/1993 A T 1-1 (OT)	
11/6/1994 H L 1-3	
10/4/1995 A W 2-0	
11/7/1996 H L 0-1	
10/24/1998 H W 2-1	
9/7/1999 A W 3-2	
9/4/2000 H L 1-2	
9/19/2001 A W 1-0 (2OT)	
10/16/2002 H W 2-1	
10/15/2003 A W 1-0	
10/13/2004 H L 0-1	
9/24/2005 A W 2-1 (OT)	
9/1/2009 H W 3-1	
9/25/2010 A W 1-0	
9/6/2011 H W 2-1	
9/12/2012 A L 2-3 (2OT)	
9/27/2013 A W 2-1	
10/4/2014 H L 0-3	
10/23/2015 A L 0-2	
10/26/2016 H L 1-2	
10/20/2017 A T 1-1 (2OT)	
10/7/2018 H L 0-1 (2OT)	
9/27/2019 A L 0-4	
3/20/2020 A L 0-2	
9/25/2021 A L 0-3	
44-44	

The Citadel (18-0-0)

H: 9-0	A: 8-0	N: 1-0
10/8/1980 H W 3-0		
9/23/1981 A W 3-1		
10/3/1982 H W 3-0		
10/9/1985 A W 5-0		
10/8/1986 H W 4-0		
10/7/1987 A W 4-0		
10/12/1988 H W 1-0		
10/18/1989 H W 8-0		
10/17/1990 A W 2-0		
10/16/1991 H W 5-0		
10/21/1992 A W 2-1		
9/28/1993 H W 8-0		
9/21/1994 A W 2-0		
9/27/1995 A W 3-0		
10/9/1996 H W 6-0		
9/3/1998 A W 4-0		
9/1/1999 H W 8-2		
10/27/2000 N19 W 5-1		
76-5		

Clemson (17-32-1)

H: 9-14-1	A: 8-18
10/15/1978 H L 1-2	
10/14/1979 A L 0-1	
11/25/1979 A L 0-1	
10/12/1980 H L 0-1	
10/11/1981 H L 1-5	
10/10/1982 H L 0-2	
10/9/1983 A L 0-4	
10/14/1984 H L 2-3 (OT)	
10/13/1985 A L 1-3	
11/24/1985 A W 1-0 (PK)	
10/12/1986 H W 4-3 (OT)	
10/11/1987 A L 1-2	
10/9/1988 H W 2-1	
9/3/1989 A W 3-2	
10/14/1990 H L 1-3	
11/11/1990 A W 3-0	
11/3/1991 A L 0-6	
11/1/1992 H W 2-0	
10/31/1993 A W 2-1 (OT)	
11/22/1993 A W 3-2	
10/19/1994 H W 3-1 (OT)	
9/3/1995 A W 3-2	
10/27/1996 H L 1-3	
10/12/1997 A L 0-2	
11/30/1997 H L 0-1 (OT)	
10/11/1998 H L 0-2	
10/22/1999 A L 0-1	
10/8/2000 H T 0-0	
10/7/2001 A L 2-3	
10/6/2002 H L 1-2	
10/5/2003 A L 0-1	
10/10/2004 H W 1-0	
9/1/2005 A L 2-1 (2OT)	
8/25/2006 H L 3-4	
8/31/2007 A W 1-0 (2OT)	
8/29/2008 H W 2-0	
9/4/2009 A W 1-0	
9/3/2010 H W 2-0	
9/2/2011 A L 0-2	
9/18/2012 H W 1-0	
9/2/2013 A L 1-2 (2OT)	
9/2/2014 H W 2-1 (2OT)	
9/4/2015 A L 0-3	
8/26/2016 H L 1-2	
11/20/2016 A L 1-2 (OT)	
9/1/2017 A L 1-4	
8/31/2018 H L 0-2	
8/30/2019 A L 1-4	
10/1/2020 H L 0-3	
9/3/2021 A L 0-5	
57-95	

Coastal Carolina (3-10-1)

H: 3-5	A: 0-3-1	N: 0-2
9/26/1978 H W 13-2		
9/16/1980 A T 2-2 (OT)		
11/15/1992 H L 0-2		
11/19/1995 H W 3-1		
11/1/2002 N19 L 0-3		
11/23/2002 H L 1-2		
11/5/2004 N19 L 2-3		
10/24/2012 H L 2-3		
9/10/2013 A L 1-3		
9/16/2014 A L 0-3		
11/7/2015 H W 1-0		
9/9/2016 A L 0-1		
9/30/2017 H L 0-2		
9/11/2021 H L 1-4		
26-31		

Coker (1-0-0)

H: 1-0
9/1/1998 H W 8-0

College of Charleston (17-7-3)

H: 13-3-1	A: 3-4-2
9/20/1978 H W 3-1	
10/3/1979 A W 2-1	
11/9/1980 H W 3-0	
10/14/1981 A T 1-1 (OT)	
10/6/1982 H W 7-0	
10/5/1988 H W 3-0	
10/4/1989 H W 3-1	
9/12/1990 H W 2-1	
10/2/1991 H W 5-4 (OT)	
11/4/1992 H W 4-3 (OT)	
11/7/1993 A T 2-2 (OT)	
11/5/1995 H W 5-0	
9/15/1996 A L 2-6	
9/21/1997 H W 8-0	
9/20/1998 A W 2-0	
10/26/1999 H W 5-0	
9/13/2000 A W 2-0	
9/30/2001 H W 2-0	
10/23/2002 A L 0-1	
11/4/2003 H T2-2 (2OT)	
10/20/2004 A L 0-3	
11/19/2004 H L 2-3	
9/6/2005 H L 0-1	
9/19/2008 A W 4-0	
8/28/2011 A L 2-3	
8/24/2012 H W 1-0	
8/26/2021 H L 0-1 (OT)	
72-34	

Creighton (1-1-0)

H: 1-0	A: 0-1
10/18/1996 H W 3-1	
9/12/1997 A L 3-4 (OT)	
6-5	

Dartmouth (0-1-1)

H: 0-0-1	A: 0-1
9/19/2011 A L 0-2	
9/22/2013 H T0-0 (2OT)	
0-2	

HISTORY



CAROLINA SOCCER

Davidson (19-7-1)

H:	11-2	A:	7-5-1
11/4/1981	H	W	4-1
11/3/1982	A	W	2-1
10/26/1983	H	W	1-0
10/24/1984	A	W	3-0
10/23/1985	H	W	5-0
10/22/1986	A	W	5-0
9/23/1987	H	W	4-0
9/21/1988	A	L	0-1 (OT)
10/25/1989	H	W	3-0
10/31/1990	A	L	1-2
9/8/1991	H	W	2-0
9/9/1992	A	T	2-2 (OT)
9/8/1993	H	W	5-0
10/6/1994	A	W	2-1 (OT)
10/25/1995	H	W	1-0 (OT)
9/3/1996	A	L	0-1
9/23/1998	A	W	2-0
9/4/1999	H	L	0-1 (OT)
9/20/2000	A	W	3-2
9/26/2001	H	W	4-1
9/29/2002	A	L	0-1
10/31/2003	H	L	1-2 (2OT)
9/29/2004	A	W	4-1
9/17/2007	H	W	3-1
10/3/2007	A	W	2-1
9/27/2008	H	W	4-0
9/25/2009	A	L	0-4
63-23			

Drake (1-0-0)

H:	1-0	A:	0-0	N:	1-0
9/14/1997	N20	W			3-1

Drury (1-0-0)

H:	1-0
11/4/2001	H W 3-0

Duke (9-9-2)

H:	4-5-1	A:	3-4-1	N:	2-0
10/18/1980	N3	W			2-1
10/18/1981	A	L			1-2
10/17/1982	H	L			0-4
10/23/1983	A	L			0-1
10/21/1984	H	T	1-1 (OT)		
10/18/1985	A	W			1-0
11/17/1985	H	W			3-0
10/19/1986	H	L	2-3 (OT)		
11/16/1986	A	L			2-3
10/18/1987	A	W	1-0 (OT)		
10/16/1988	H	L			1-3
9/24/1989	A	T	2-2 (OT)		
11/12/1989	H	W			2-1
11/26/1995	H	L			0-2
11/2/1996	N19	W			3-1
11/19/2000	H	L			0-1
9/8/2002	A	W			3-0
10/31/2004	H	W			1-0
9/19/2007	A	L			1-2
11/21/2010	H	W	1-0 (OT)		
27-27					

East Carolina (3-0-0)

H:	1-0	A:	2-0
10/6/1978	H	W	7-0
9/28/1979	A	W	2-1
10/2/2005	A	W	5-2
14-3			

East Tennessee State (1-1-0)

H:	1-0	A:	0-1
8/30/2013	H	W	1-0
9/20/2014	A	L	1-2 (OT)
2-2			

Elon (2-1-0)

H:	2-1
11/11/2001	H W 5-1
10/8/2003	H L 0-1
9/22/2015	H W 3-1
8-3	

Emory (3-1-0)

H:	2-0	A:	1-1
10/22/1978	A	L	0-3
10/8/1979	H	W	4-1
10/29/1980	A	W	1-0
10/4/1981	H	W	6-0
11-4			

Erskine (17-1-1)

H:	14-0	A:	3-1-1
10/3/1978	H	W	1-0
9/11/1979	H	W	3-1
10/4/1980	A	T	0-0 (OT)
9/26/1981	A	W	3-2 (OT)
10/27/1982	H	W	3-1
9/28/1983	A	L	2-3 (OT)
10/3/1984	H	W	3-1
10/2/1985	A	W	1-0
10/1/1986	H	W	3-1
9/30/1987	A	W	5-0
9/5/1988	H	W	4-0
9/27/1989	H	W	5-2 (OT)
9/26/1990	H	W	4-0
9/18/1991	H	W	4-0
9/24/1992	H	W	7-0
9/22/1993	H	W	6-1
9/28/1994	H	W	7-0
11/8/1995	H	W	9-0
10/22/1997	H	W	11-0
81-12			

Evansville (6-0-0)

H:	3-0	A:	2-0	N:	1-0
9/5/1987	N6	W			2-1
9/29/1991	A	W			4-1
10/24/1992	H	W			2-0
10/20/1996	H	W			3-1
10/18/1998	H	W			3-0
9/22/2002	A	W			1-0
15-3					

FIU (16-2-5)

H:	8-2-2	A:	8-0-3	N:	0-1-0
9/20/1987	H	T	1-1 (OT)		
11/12/2000	H	W			3-0
11/17/2001	A	W	5-4 (2OT)		
11/17/2002	H	W			2-1
11/15/2003	A	W			1-0
11/13/2004	H	W			3-1
11/4/2005	A	W			3-1
10/7/2006	H	W			1-0
10/7/2007	A	W			3-1
10/4/2008	H	W			2-0
10/24/2009	A	T	0-0 (2OT)		
10/27/2010	H	W			1-0
10/22/2011	A	W			4-3
9/29/2012	H	T	1-1 (2OT)		
10/30/2013	A	T	0-0 (2OT)		
10/8/2014	A	W			5-4
10/27/2015	H	W			2-0
10/10/2016	A	T	0-0 (2OT)		
10/14/2017	H	L			2-5
11/2/2018	A	W			3-2
11/1/2019	H	W			1-0
11/13/2019	N	L			0-3
4/10/2020	A	W			3-2
10/17/2021	H	L			1-4
47-29					

Florida Atlantic (5-3-1)

H:	3-1-1	A:	2-2
10/16/2013	H	W	2-1
10/17/2014	A	W	4-3 (OT)
10/9/2015	H	W	2-1
9/17/2016	A	W	1-0
9/9/2017	H	L	1-2 (OT)
9/7/2018	A	L	0-1 (OT)
10/20/2019	H	W	2-1
3/27/2020	A	L	1-2
10/3/2021	H	T	2-2
15-13			

Florida Gulf Coast (0-1-0)

H:	0-1
9/8/2012	N5 L 0-3

Francis Marion (9-0-0)

H:	7-0	A:	2-0
11/7/1978	H	W	4-0
10/10/1979	A	W	6-0
9/13/1980	H	W	8-0
10/28/1981	A	W	6-0
9/1/1985	H	W	10-0
9/1/1986	H	W	6-0
9/1/1987	H	W	7-0
9/1/1988	H	W	9-0
9/1/1989	H	W	7-0
63-0			

Fresno State (0-1-0)

H:	0-1
9/9/1989	N9 L 0-1

Furman (21-10-5)

H:	12-5-2	A:	9-5-3
11/1/1978	H	W	1-0
10/22/1979	A	W	5-1
10/1/1980	H	W	4-1
9/29/1981	A	W	1-0
9/29/1982	H	W	9-0
11/2/1983	A	W	2-1
9/26/1984	H	W	2-1 (OT)
10/30/1985	A	W	3-2
10/29/1986	H	L	0-3
11/3/1987	A	T	2-2 (OT)
9/15/1988	H	W	2-0
10/8/1989	A	W	1-0
10/21/1990	H	W	1-0
10/6/1991	A	L	0-1
10/4/1992	H	L	1-2
9/12/1993	A	L	2-5
11/14/1993	H	W	1-0
9/11/1994	H	W	4-1
9/10/1995	A	W	2-1 (OT)
9/8/1996	H	L	1-2
11/12/1997	A	W	2-1
9/27/1998	H	W	1-0
9/27/1999	A	T	1-1 (OT)
10/15/2000	H	T	1-1
10/3/2001	A	W	3-2 (2OT)
10/27/2002	H	L	0-1
10/19/2003	A	T	0-0 (2OT)
10/27/2004	H	L	0-1
9/24/2008	A	L	1-2
10/7/2009	H	W	3-2
11/19/2015	H	T	1-1
9/20/2016	A	W	3-0
9/19/2017	H	W	1-0
9/11/2018	A	L	1-2
9/18/2019	H	W	3-0
2/21/2020	A	L	0-3
65-40			

Gardner-Webb (4-0-0)

H:	4-0
10/15/2001	H W 5-0
10/3/2004	H W 3-2
9/3/2019	H W 2-1
9/28/2021	H W 1-0
11-3	

George Mason (3-0-0)

H:	1-0	A:	1-0	N:	1-0
11/2/1985	A	W			3-1
8/31/1990	N10	W			1-0
9/13/2009	H	W			1-0

Georgetown (0-1-0)

H:	0-1
8/24/2018	H L 0-1 (OT)

George Washington (1-0-1)

H:	0-0-1	N:	1-0
9/25/1983	H T	0-0 (OT)	
9/17/1993	N15	W	4-1
4-1			

Georgia Southern (7-0-1)

H:	7-0-2
10/20/1982	H W 4-0
9/25/1991	H W 5-0
10/29/1995	H W 4-1
9/4/1997	H T 3-3 (OT)
8/31/2015	H W 4-2
9/13/2016	H W 2-1 (OT)
10/8/2019	H T 1-1 (OT)
9/19/2020	H W 2-0
10/12/2021	H W 3-1
28-9	

Georgia State (11-2-0)

H:	10-1	A:	1-1	N:	1-0
10/21/1978	A	L			0-2
9/23/1979	H	W			4-1
11/7/1982	H	W			4-2
9/8/1985	H	W			4-1
9/27/1987	A	W			4-0
9/8/1988	H	W			7-0
10/11/1989	H	W			2-0
9/19/1990	H	W			3-0
11/2/1994	H	W			6-0
10/31/1998	N19	W			2-0
9/30/2014	H	W			2-1
9/24/2016	H	W			3-1
10/23/2018	H	W			1-0
9/24/2020	H	L			1-3
43-11					

Hartwick (1-0-0)

H:	1-0
11/5/1980	H W 2-1

High Point (3-0-0)

H:	3-0
9/18/2011	H W 2-1
9/6/2013	H W 5-2
9/28/2016	H W 3-1
10-4	

Howard (0-1-0)

H:	0-1	N:	0-1
12/3/1988	N6 L		0-2

Indiana (3-3-2)

H:	1-0-1	A:	2-1	N:	0-2-1
10/19/1979	N1	L			0-1
9/5/1986	A	W			2-1
9/4/1987					



CAROLINA SOCCER

Kentucky (7-10-4)

H:	4-4-1	A:	2-6-2	N:	1-0-1
11/9/1991	H	W			6-0
10/11/1992	A	W			2-0
10/14/2005	H	W			1-0
11/9/2005	N25				TO-0 (2OT)
10/1/2006	A	L			0-1 (2OT)
11/9/2007	H	W			2-1 (OT)
10/12/2008	A	L			0-2
10/17/2009	H	L			0-1
11/7/2010	A	L			1-2
11/4/2011	H				T2-2 (2OT)
11/4/2012	A	W			1-0
10/13/2013	A				TO-0 (2OT)
10/25/2014	H	L			3-4 (2OT)
11/12/2014	N35	W			2-1
10/18/2015	A	L			0-1
11/4/2016	H	W			2-1
10/8/2017	A	L			0-1
9/29/2018	H	L			1-2
10/27/2019	A	L			0-4
10/17/2020	A	W			1-2
10/23/2021	A				TO-0 (2OT) 24-25

Lander (1-0-0)

H:	1-0				
9/1/1983	H	W			5-0

Lehigh (2-0-0)

H:	2-0				
10/22/2000	H	W			3-2
9/12/2008	H	W			3-0
					6-2

Lipscomb (2-0-0)

H:	2-0				
9/16/2008	H	W			2-0
8/27/2018	H	W			2-1
					4-1

Louisville (2-0-1)

H:	1-0	A:	1-0	N:	0-0-1
10/12/1993	A	W			9-0
10/30/1994	H	W			4-1
9/21/2002	N12				0-0
					T
					13-1

Loyola-Chicago (1-0-0)

H:	1-0				
9/18/2005	H	W			2-1 (2OT)

Marshall (5-12-1)

H:	3-5	A:	2-6-1	N:	0-1
10/16/2005	H	L			0-1
10/14/2006	A	L			1-2
10/27/2007	H	W			3-1
10/25/2008	A	W			1-0
10/31/2009	H	L			1-2
10/23/2010	A	L			1-4
10/15/2011	H	W			3-1
10/13/2012	A	L			1-2
10/19/2013	A				T 1-1 (2OT)
9/26/2014	H	L			0-1 (OT)
10/2/2015	A	W			2-1
11/13/2015	N35	L			0-1
10/2/2016	H	W			2-1
9/16/2017	A	L			1-2
10/30/2018	H	L			1-2 (2OT)
9/14/2019	A	L			0-2
3/6/2020	H	L			0-2
10/30/2021	A	L			0-4
					18-28

Maryland (1-1-0)

H:	0-1	A:	1-0	
10/19/2001	H	L		0-1
9/10/2000	A	W		1-0
				1-1

Massachusetts (2-0-0)

H:	2-0				
9/22/1996	H	W			3-1
9/1/2000	H	W			2-1
					5-2

Memphis (3-4-3)

H:	2-2	A:	0-2-3	N:	1-0
10/7/2005	A				T2-2 (2OT)
11/11/2005	N25	W			2-1
9/24/2006	H	W			2-1 (2OT)
10/20/2007	A				T 1-1 (2OT)
11/14/2007	A				T 1-1 (2OT)
10/17/2008	H	L			0-2
11/7/2009	A	L			0-1 (OT)
10/31/2010	H	W			3-0
9/24/2011	A	L			3-2
10/20/2012	H	L			1-2
					15-13

Mercer (13-1-0)

H:	12-1-0	A:	1-0-0	
10/5/1983	H	W		5-0
10/17/1984	H	W		5-0
9/18/1985	H	W		4-0
10/23/1991	H	W		2-1
10/18/1992	H	W		4-2
10/15/1999	H	W		4-1
9/7/2014	H	W		2-0
8/28/2015	H	W		2-1
8/30/2016	H	L		2-3 (2OT)
11/17/2016	H	W		1-0
8/28/2017	H	W		2-1 (OT)
9/11/2019	H	W		1-0 (OT)
10/9/2020	A	W		1-0
9/21/2021	H	W		2-1
				37-10

Michigan (0-1-0)

H:	0-1				
11/28/2010	H	L			1-3

Missouri State (1-0-0)

H:	1-0				
10/17/1998	H	W			1-0

Navy (1-0-0)

H:	1-0				
10/18/1997	H	W			3-2

NC State (9-9-2)

H:	5-4-2	A:	3-5	N:	1-0
11/14/1981	H	L			0-2
11/14/1982	A	L			0-1
10/2/1983	H	L			1-2
10/6/1984	A	L			1-3
10/6/1985	H	W			1-0 (OT)
10/5/1986	A	W			2-1
11/15/1987	H	W			1-0 (OT)
10/30/1988	H	W			1-0
11/18/1990	A	L			1-3
11/20/1994	H	L			0-1
11/10/1996	H				T 2-2 (OT)
11/6/1997	A	W			4-0
9/6/2002	N23	W			2-1
9/20/2006	A	W			3-2
9/29/2009	A	L			0-1
12/12/2010	H	W			1-0
10/18/2011	H	W			2-0
10/21/2014	H	L			1-2 (OT)
10/13/2015	A	L			1-2
10/15/2019	H				T 0-0 (OT)
					24-23

New Hampshire (2-0-0)

H:	2-0				
10/14/1995	H	W			3-1
9/13/2002	H	W			1-0
					4-1

New Mexico (3-3-1)

H:	2-0-1	A:	0-3	N:	1-0
10/26/2013	H	W			1-0 (OT)
11/7/2014	A	L			1-2
9/25/2015	H	W			2-1 (OT)
11/11/2015	N35	W			1-0
10/30/2016	A	L			1-2
9/22/2017	H				T2-2 (2OT)
10/13/2018	A	L			1-2
					9-9

Newberry (1-0-0)

H:	1-0				
8/27/1997	H	W			9-0

North Carolina (10-18-1)

H:	8-7	A:	2-10-1	N:	0-1
9/4/1982	H	L			0-2
10/16/1983	A	L			0-6
9/9/1984	A	L			1-6
9/25/1985	H	W			2-0
9/24/1986	A	L			0-1
10/21/1987	H	W			2-1
11/22/1987	H	L			1-2 (PK)
9/28/1988	A				T 0-0 (OT)
11/20/1988	H	W			3-1
9/17/1989	H	W			3-2
9/16/1990	A	L			1-2 (OT)
9/15/1991	H	L			1-2 (OT)
10/14/1992	A	L			0-6
9/19/1993	A	L			0-3
10/14/1994	H	W			7-5
10/8/1995	H	W			3-1
10/13/1996	A	W			4-1
11/9/1997	H	W			3-2 (OT)
11/8/1998	H	W			2-1 (OT)
11/6/1999	A	W			3-2
11/5/2000	H	L			0-2
11/9/2001	H	L			0-1
11/8/2002	A	L			0-2
11/8/2003	H	L			0-1
10/16/2004	A	L			0-2
9/11/2005	A	L			0-2
9/5/2008	N30	L			1-3
10/19/2010	A	L			0-1
10/25/2011	H	L			0-4
					37-64

North Florida (1-0-0)

H:	1-0				
9/5/2017	H	W			1-0

Northern Illinois (1-0-0)

H:	1-0				
9/20/2009	N31	W			1-0

Northern Illinois (1-0-0)

H:	1-0				
9/20/2009	N31	W			1-0

Northwestern (1-0-2)

H:	0-0-1	A:	0-0-1	N:	1-0
9/7/2003	N19	W			3-1
9/18/2009	A				TO-0 (2OT)
9/2/2012	H				TO-0 (2OT)
					3-1

Notre Dame (1-1-0)

H:	1-0	A:	0-1	
10/26/1991	H	W		2-0
10/1/1993	A	L		0-2
				2-2

Old Dominion (5-9-1)

H:	3-3	A:	2-4-1	N:	0-2
9/4/1983	A	L			0-1
9/23/1984	H	W			2-1
11/1/1999	N19	L			1-3
11/9/2013	H	L			1-2
10/29/2014	A	W			1-0
11/16/2014	A	L			1-2
10/31/2015	H	W			3-1
10/22/2016	A	W			3-2
11/09/2016	N37	L			1-2
10/29/2017	H	W			3-2
11/8/2017	A	L			0-2
9/23/2018	A	L			0-1
10/5/2019	H	L			1-2
3/14/2020	A				T
					1-1
11/5/2021	H	L			2-3
					20-25

Penn State (2-1-0)

H:	1-0	A:	1-0	N:	0-1
10/31/1999	N19	L			1-2
10/1/2000	A	W			1-0
9/2/2001	H	W			3-2
					5-4

Penn (0-2-0)

H:	0-1	A:	0-1	
9/17/2004	A	L		1-2
9/16/2005	H	L		0-2
				1-4

Philadelphia (1-0-0)

H:	1-0				
11/15/1998	H	W			3-0

Portland (2-2-0)

H:	1-0	N:	1-2	
9/20/1980	N2	L		1-3
9/18/1992	N14	W		2-1
9/26/2003	N14	L		0-2
9/10/2004	H	W		3-2
				6-8



CAROLINA SOCCER

Washington (2-1-1)

H: 2-0	A: 0-1-1	
10/27/1991	H W	3-2
9/20/1992	A T	1-1 (OT)
9/15/2002	H W	3-1
9/28/2003	A L	0-3
		7-7

West Virginia (1-0-0)

H: 1-0		
9/5/1982	H W	2-1

Western Carolina (6-0-0)

H: 4-0	A: 2-0	
11/10/1978	A W	1-0 (OT)
10/31/1979	H W	6-0
9/6/1980	H W	11-0
11/11/1981	A W	4-0
9/11/1983	H W	2-0
9/1/1984	H W	11-1
		35-1

Wheaton (2-0-0)

H: 1-0	A: 1-0	
10/20/1979	A W	1-0
9/4/1981	H W	2-1
		3-1

William & Mary (4-1-0)

H: 2-1	A: 1-0	N: 1-0
11/7/1987	H W	3-0
11/1/1997	N19 W	4-0
9/22/1999	H L	1-4
9/1/2004	H W	2-1
9/2/2006	A W	1-0
		11-5

Winthrop (8-0-0)

H: 4-0	A: 3-0	N: 1-0
10/25/1978	A W	4-1
9/19/1979	H W	4-0
9/14/1999	H W	5-0
9/27/2000	A W	4-0
11/3/2002	N19 W	5-1
9/4/2004	A W	2-0
2/14/2021	H W	4-2
8/29/2021	H W	4-1
		32-5

Wisconsin (0-1-0)

H: 0-1		
9/17/1995	H L	2-3

Wofford (10-1-0)

H: 8-1	A: 2-0	
10/28/1992	H W	6-1
9/10/1986	H W	2-0
9/9/1987	H W	8-0
10/23/1996	H W	7-0
9/30/1998	H W	7-0
10/19/1999	A W	4-1
8/28/2006	A W	2-0
9/11/2007	H W	2-1
10/17/2012	H L	2-3 (2OT)
9/19/2018	H W	5-0
2/27/2020	H W	2-1
		47-6

Yale (1-0-0)

		N: 1-0
9/12/2010	N32 W	1-0

**GAMECOCK CLASSIC RESULTS****1987**

Nov. 7 Boston University 1, Akron 0
 South Carolina 3, William & Mary 0
 Nov. 8 Akron 1, William & Mary 0
 South Carolina 1, Boston University 0

1988

Nov. 5 Stanford 0, Indiana 0
 South Carolina 2, Air Force 1
 Nov. 6 Stanford 2, Air Force 0
 South Carolina 1, Indiana 1

1989

Nov. 4 Howard 3, Akron 1
 South Carolina 3, UCLA 2 (OT)
 Nov. 5 Howard 2, UCLA 0
 South Carolina 1, Akron 0

1990

Oct. 27 Indiana 2, Penn State 1
 South Carolina 3, UNLV 1
 Oct. 28 UNLV 6, Penn State 1
 South Carolina 2, Indiana 1

1991

Oct. 26 Washington 2, Adelphi 1
 South Carolina 2, Notre Dame 0
 Oct. 27 Adelphi 2, Notre Dame 2 (OT)
 South Carolina 3, Washington 2

1992

Oct. 24 Brown 1, Rutgers 0
 South Carolina 2, Evansville 0
 Oct. 25 Brown 1, Evansville 0
 Rutgers 3, South Carolina 1

1993

Oct. 16 Boston 2, Davidson 0
 South Carolina 5, USF 1
 Oct. 17 USF 4, Davidson 1
 South Carolina 2, Boston 1

1994

Oct. 14 Davidson 5, TCU 1
 South Carolina 7, North Carolina 5
 Oct. 16 North Carolina 4, Davidson 0
 South Carolina 7, TCU 1

1995

Oct. 14 Saint Louis 3, Davidson 1
 South Carolina 3, New Hampshire 1
 Oct. 15 New Hampshire 2, Davidson 1
 South Carolina 4, Saint Louis 3

1996

Oct. 18 Evansville 3, College of Charleston 2
 South Carolina 3, Creighton 1
 Oct. 20 Creighton 5, College of Charleston 0
 South Carolina 3, Evansville 1

1997

Oct. 18 Adelphi 3, College of Charleston 0
 South Carolina 3, Navy 2
 Oct. 19 College of Charleston 6, Navy 1
 South Carolina 4, Adelphi 0

1998

Oct. 17 College of Charleston 2, Evansville 1
 South Carolina 1, Missouri State 0,
 Missouri State 2, Coll. of Charleston 0
 Oct. 18 South Carolina 3, Evansville 0

1999

Oct. 15 USF 3, College of Charleston 2
 South Carolina 4, Mercer 1
 Oct. 17 College of Charleston 1, Mercer 0
 South Carolina 3, USF 2

2000

Oct. 21 College of Charleston 1, Lehigh 0
 Bucknell 3, South Carolina 2
 Oct. 22 College of Charleston 6, Bucknell 0
 South Carolina 3, Lehigh 2

2001

Oct. 19 Rutgers 1, College of Charleston 0
 Maryland 1, South Carolina 0
 Oct. 21 Maryland 3, College of Charleston 0
 South Carolina 1, Rutgers 1

2002

Sept. 13 Washington 2, College of Charleston 0
 South Carolina 1, New Hampshire 0
 Sept. 15 College of Charleston 2, New Hampshire 1
 South Carolina 3, Washington 1

2003

Sept. 12 Alabama A&M 2, College of Charleston 1
 South Carolina 4, Jacksonville 0
 Sept. 14 College of Charleston 3, Jacksonville 0
 South Carolina 3, Alabama A&M 0

2004

Sept. 10 College of Charleston 2, Bucknell 1
 South Carolina 3, Portland 2
 Sept. 12 Portland 2, College of Charleston 1 (OT)
 South Carolina 1, Bucknell 0

2005

Sept. 16 Coll. of Charleston 2, Loyola-Chi. 2 (2 OT)
 Penn 2, South Carolina 0
 Sept. 18 College of Charleston 3, Penn 1
 South Carolina 2, Loyola-Chicago (2 OT)

2006

Sept. 8 Winthrop 1, Alabama A&M 0
 South Carolina 1, Temple 0
 Sept. 10 Winthrop 2, Temple 0
 South Carolina 2, Alabama A&M 0

2007

Sept. 14 Lipscomb 1, Presbyterian 0
 Sept. 16 South Carolina 3, Lipscomb 0
 Presbyterian 2, Longwood 0

2008

Sept. 12 Jacksonville 3, Presbyterian 0
 South Carolina 3, Lehigh 0
 Sept. 14 Presbyterian 1, Lehigh 0
 South Carolina 2, Jacksonville 0

2009

Sept. 11 George Mason 2, Presbyterian 0
 South Carolina 0, Butler 1
 Sept. 13 Butler 3, Presbyterian 1
 South Carolina 1, George Mason 0

2010

Sept. 17 Connecticut 3, Kentucky 0
 South Carolina 2, Iona 2
 Sept. 19 Iona 2, Kentucky 1
 Connecticut 4, South Carolina 0

2011

Sept. 16 Kentucky 2, High Point 1
 South Carolina 0, Brown 2
 Sept. 18 Kentucky 5, Brown 1
 South Carolina 2, High Point 1

2012

Aug. 31 Northwestern 2, Kentucky 1 (OT)
 St. John's 2, South Carolina 0
 Sept. 2 St. John's 2, Kentucky 1
 South Carolina 0, Northwestern 0 (2OT)

2013

Sept. 20 Dartmouth 3, Kentucky 1
 USF 1, South Carolina 1 (2OT)
 Sept. 22 USF 2, Kentucky 0
 Dartmouth 0, South Carolina 0



CAROLINA SOCCER

OVERTIME MATCHES

1978 (1-0-1)

10/29 at Appalachian State T, 0-0
 11/10 at Western Carolina W, 1-0

1980 (0-0-2)

9/16 at Coastal Carolina T, 2-2
 10/4 at Erskine T, 0-0

1981 (2-0-1)

9/26 at Erskine W, 3-2
 10/14 at College of Charleston T, 1-1
 10/25 WAKE FOREST W, 2-1

1982 (0-0-2)

9/7 CHARLOTTE T, 1-1
 10/31 at UNC Wilmington T, 1-1

1983 (0-2-2)

9/25 GEORGE WASHINGTON T, 0-0
 9/28 at Erskine L, 2-3
 10/30 WAKE FOREST L, 1-3
 11/10 APPALACHIAN STATE T, 1-1

1984 (1-2-2)

9/26 FURMAN W, 2-1
 9/29 at USF L, 1-4
 10/14 CLEMSON L, 2-3
 10/21 DUKE T, 1-1
 11/2 Saint Louis T, 0-0

1985 (2-0-1)

10/6 NC State W, 1-0
 11/8 UCF T, 0-0
 11/24 at Clemson (PK) W, 1-0

1986 (3-1-0)

9/6 UNLV W, 1-0
 10/12 CLEMSON W, 4-3
 10/19 DUKE L, 2-3
 10/26 at Wake Forest W, 1-0

1987 (2-1-3)

9/13 at Akron T, 0-0
 9/20 FIU T, 1-1
 10/18 at Duke W, 1-0
 11/3 at Furman T, 2-2
 11/15 NC STATE* W, 1-0
 11/22 NORTH CAROLINA* (PK) L, 1-2

1988 (0-2-4)

9/11 at Wake Forest L, 0-1
 9/21 at Davidson L, 0-1
 9/28 at North Carolina T, 0-0
 10/22 San Diego State T, 0-0
 10/23 at UCLA T, 0-0
 11/6 INDIANA T, 1-1

1989 (2-1-2)

9/20 SOUTH ALABAMA T, 1-1
 9/24 at Duke T, 2-2
 9/27 ERSKINE W, 5-2
 11/4 UCLA W, 3-2
 11/26 at Virginia L, 0-1

1990 (0-1-2)

9/2 at Virginia T, 1-1
 9/16 at North Carolina L, 1-2
 9/30 at Wake Forest T, 0-0

1991 (1-1-0)

9/15 NORTH CAROLINA L, 1-2
 10/2 COLLEGE OF CHARLESTON W, 5-4

1992 (1-0-3)

9/9 at Davidson T, 2-2
 9/20 at Washington T, 1-1
 9/27 CHARLOTTE T, 2-2
 11/4 COLLEGE OF CHARLESTON W, 4-3

1993 (2-0-4)

10/2 Indiana T, 1-1
 10/10 at Vanderbilt W, 2-1
 10/21 at Charlotte T, 1-1
 10/28 WAKE FOREST T, 0-0
 10/31 at Clemson W, 2-1
 11/7 at College of Charleston T, 2-2

1994 (3-0-0)

9/18 BROWN W, 2-1
 10/6 at Davidson W, 2-1
 10/19 CLEMSON W, 3-1

1995 (3-0-0)

9/10 at Furman W, 2-1
 10/25 DAVIDSON W, 1-0
 11/19 COASTAL CAROLINA W, 3-1

1996 (0-1-2)

9/27 at Santa Clara T, 2-2
 10/6 at No. 14 SMU L, 2-3
 11/10 NC STATE T, 2-2

1997 (1-2-1)

9/4 GEORGIA SOUTHERN T, 3-3
 9/12 at No. 5 Creighton L, 3-4
 11/9 NORTH CAROLINA W, 3-2
 11/30 CLEMSON L, 0-1

1998 (1-2-0)

9/13 vs. No. 14 St. John's L, 1-2
 10/3 at VCU L, 1-2
 11/8 No. 20 NORTH CAROLINA W, 2-1

1999 (1-1-2)

9/4 DAVIDSON L, 0-1
 9/11 No. 24 WAKE FOREST T, 3-3
 9/27 at No. 14 Furman T, 1-1
 10/3 at Rutgers W, 1-0

2000 (1-1-3)

9/23 at Wake Forest T, 2-2
 10/8 No. 20 CLEMSON T, 0-0
 10/15 FURMAN T, 1-1
 10/21 BUCKNELL L, 1-2
 10/22 LEHIGH W, 3-2

2001 (3-1-2)

9/19 at Charlotte W, 1-0
 10/3 at No. 16 Furman W, 3-2
 10/19 No. 8 RUTGERS T, 1-1
 10/28 at UCLA T, 0-0
 11/7 at FIU W, 5-4
 11/25 No. 23 UAB L, 2-3

2002 (1-2-1)

9/21 vs Louisville T, 0-0
 10/6 No. 9 CLEMSON L, 1-2
 10/19 at Rutgers W, 1-0
 11/23 No. 16 COASTAL CAROLINA L, 1-2

2003 (0-1-2)

10/19 at Furman T, 0-0
 10/31 DAVIDSON L, 1-2
 11/4 COLLEGE OF CHARLESTON T, 2-2

2004 (0-0-1)

9/19 vs. Princeton T, 2-2

2005 (2-1-2)

9/1 at Clemson L, 1-2
 9/18 LOYOLA-CHICAGO W, 2-1
 9/24 at Charlotte W, 2-1
 10/7 at Memphis T, 2-2
 11/9 vs. Kentucky & (USC advanced in the C-USA Tournament via penalty kicks, 4-2) T, 0-0

2006 (1-1-1)

9/24 No. 15 MEMPHIS W, 2-1
 10/1 at Kentucky L, 0-1
 10/18 at No. 1 SMU T, 1-1

2007 (4-0-2)

8/31 at No. 12 Clemson W, 1-0
 9/11 WOFFORD W, 2-1
 10/20 at Memphis T, 1-1
 11/4 at UCF T, 0-0
 11/9 KENTUCKY W, 2-1
 11/14 vs. Memphis ^ W, 2-1
 ^ (C-USA Tournament)

2008 (0-0-5)

9/2 PRESBYTERIAN T, 1-1
 10/8 at No. 25 SMU T, 1-1
 10/29 UAB T, 1-1
 11/1 at No. 9 Tulsa T, 0-0
 11/7 UCF T, 1-1

2009 (1-1-3)

9/18 at No. 25 Northwestern T, 0-0
 10/11 TULSA T, 1-1
 10/14 SMU W, 3-2
 10/24 at FIU T, 0-0
 11/7 at Memphis L, 0-1

2010 (2-0-2)

9/17 IONA T, 2-2
 10/16 UCF T, 1-1
 11/14 vs. No. 25 Tulsa ^ W, 1-0
 11/21 NO. 24 DUKE * W, 1-0
 ^ (C-USA Tournament, Memphis, Tenn.)
 * (NCAA Tournament Second Round, Columbia, S.C.)

2011 (1-1-3)

9/11 vs. Bradley@ T, 2-2
 10/12 SMU L, 2-3
 11/1 at No. 22 UCF W, 1-0
 11/4 KENTUCKY T, 2-2
 11/17 WAKE FOREST* T, 1-1
 @ (Dartmouth Tournament, Hanover, N.H.)
 * (NCAA Tournament First Round, Columbia, S.C.)

2012 (0-2-2)

9/2 No. 25 NORTHWESTERN@ T, 0-0
 9/12 at No. 5 Charlotte L, 2-3
 9/29 FIU T, 1-1
 10/17 WOFFORD L, 2-3
 @ (Gamecock Classic, Columbia, S.C.)

2013 (1-2-5)

9/2 at Clemson L, 1-2
 9/20 USF@ T, 1-1
 9/22 DARTMOUTH@ T, 0-0
 10/6 No. 23 TULSA L, 1-2
 10/13 at Kentucky T, 0-0
 10/19 at Marshall T, 1-1
 10/26 No. 25 NEW MEXICO W, 1-0
 10/30 at FIU T, 0-0
 @ (Gamecock Classic, Columbia, S.C.)

2014 (4-4-0)

8/29 BELMONT W, 2-1
 9/2 No. 25 CLEMSON W, 2-1
 9/20 at East Tennessee State L, 1-2
 9/26 MARSHALL L, 0-1
 9/30 GEORGIA STATE W, 2-1
 10/17 at Florida Atlantic W, 4-3
 10/21 NC STATE L, 1-2
 10/25 No. 19 KENTUCKY L, 3-4

2015 (1-1-2)

9/8 UNC GREENSBORO T, 3-3
 9/7 NO. 7 NEW MEXICO W, 2-1
 11/19 FURMAN* T, 1-1
 11/22 at No. 19 UC Santa Barbara\$ L, 0-1
 * (NCAA Tournament First Round, Columbia, S.C.)
 \$ (NCAA Tournament Second Round, Santa Barbara, Calif.)

2016 (1-2-1)

8/30 MERCER L, 2-3
 9/13 GEORGIA SOUTHERN W, 2-1
 11/19 at FIU T, 0-0
 11/22 at No. 3 Clemson* L, 0-1
 * (NCAA Tournament First Round, Columbia, S.C.)

2017 (1-1-2)

8/28 MERCER W, 2-1
 9/9 FAU L, 1-2
 11/19 NEW MEXICO T, 2-2
 10/20 at Charlotte T, 1-1

2018 (1-4-0)

8/24 GEORGETOWN L, 0-1
 9/7 at FAU L, 0-1
 10/1 at No. 19 Virginia Tech W, 2-1
 10/7 CHARLOTTE L, 0-1
 10/30 MARSHALL L, 1-2

2019 (3-0-2)

9/3 GARDNER-WEBB W, 2-1
 9/6 USC UPSTATE W, 1-0
 9/11 MERCER W, 1-0
 10/8 GEORGIA SOUTHERN T, 1-1
 10/15 NC STATE T, 0-0

2020 (1-0-0)

2/17/21 USC UPSTATE W, 2-1

HISTORY



2021 (0-1-2)

8/26 COLLEGE OF CARHLESTON L, 0-1
10/3 FAU T-2-2
10/23 at Kentucky T, 0-0

- TOTALS -

Overall Record: 55-44-77 (.531)

ALL CAPS indciates home game.

C
A
W
E
P
O
F
T
R
S

HISTORY