



Contact: Brian Alden • Cell: (859) 468-8963 • Email: aldenb@mailbox.sc.edu • 1304 Heyward St., Columbia, S.C. 29208 • GamecocksOnline.com

2022 GAMECOCK MEN'S SOCCER



/GamecockMSoccer



@GamecockMSoccer



@GamecockMSoccer

STATISTICAL COMPARISON

| SC | Records/Rankings | UNCW |
|------|-----------------------------|-------|
| 2-1 | Home | 0-0-1 |
| 0-1 | Away | 1-1-1 |
| NR | United Coaches Poll Ranking | NR |
| 9 | Goals Scored | 3 |
| 1.8 | Goals Per Game | .75 |
| 9 | Goals Allowed | 3 |
| 1.8 | Goals Allowed Per Game | .75 |
| 72 | Shots | 37 |
| 14.4 | Shots Per Game | 9.3 |
| .361 | Shot on goal % | .432 |
| .679 | Save Pct. | .842 |

SOUTH CAROLINA RECORD

| | |
|------------------------------|--------|
| OVERALL: 2-2-1 | WON-2 |
| SBC: 0-0 | - |
| NON-CONFERENCE: 2-2-1 | WON-2 |
| HOME: 2-1 | WON-2 |
| AWAY: 0-0-1 | TIE-1 |
| NEUTRAL: 0-1 | LOSS-5 |

2022 SCHEDULE

| DATE | OPPONENT | TIME/RESULT |
|----------|-----------------------------------|-------------|
| Aug. 12 | #12 Duke (Ex) | T, 1-1 |
| Aug. 20 | Garnder-Webb (Ex) | T, 1-1 |
| Aug. 25 | Ohio State (BTN+) | T, 1-1 |
| Aug. 28 | vs. Dayton (Columbus, OH) | L, 2-4 |
| Sept. 2 | #1 Clemson (ESPN+) | L, 0-1 |
| Sept. 6 | USC Upstate (ESPN+) | W, 2-1 |
| Sept. 9 | Winthrop (ESPN+) | W, 4-2 |
| Sept. 13 | UNCW (FloSports) | 7 PM |
| Sept. 17 | Campbell (ESPN+) | 7 PM |
| Sept. 20 | Queens Univ. of Charlotte (ESPN+) | 7 PM |
| Sept. 24 | Georgia Southern* | 7 PM |
| Oct. 1 | West Virginia* (ESPN+) | 7 PM |
| Oct. 8 | Marshall* (ESPN+) | 7 PM |
| Oct. 14 | Coastal Carolina* (ESPN+) | 7 PM |
| Oct. 19 | Old Dominion* | 7 PM |
| Oct. 23 | James Madison* (ESPN+) | 3 PM |
| Oct. 28 | Georgia State* (ESPN+) | 7 PM |
| Nov. 1 | Kentucky* (ESPN+) | 7 PM |

2022 SBC Championship

Nov. 6-13 TBD

all home games in **BOLD** | * SBC contest
all times listed in Eastern

GAMEDAY INFORMATION - #WEARECAROLINA

WHEN: September 13 | 7 p.m.

WHERE: Wilmington, N.C.


VENUE: UNCW Soccer Stadium (3,000)

LIVE STATS: StatBroadcast

LIVE VIDEO: FloSports

SERIES HISTORY: South Carolina leads 7-3-1

LAST MEETING: UNCW 5, South Carolina 0 | September 12, 2015 | Wilmington, N.C.



SOUTH CAROLINA GAMECOCKS

2-2-1, 0-0 SUN BELT

COACH: Tony Annan | 2nd Season - 7-11-3

GOAL LEADER: 2 | Logan Frost

ASSIST LEADER: 2 | Adam Luckhurst

POINTS LEADER: 5 | Logan Frost

SHOTS LEADER: 8 | Adam Luckhurst and Parker League

SAVES LEADER: 19 | Ben Alexander



UNCW SEAHAWKS

1-1-2, 0-0 COLONIAL

COACH: Aidan Heaney | 22nd Season

GOAL LEADER: 2 | Cannon Tootle

ASSIST LEADER: 2 | Gabe Mercer

POINTS LEADER: 4 | Cannon Tootle

SHOTS LEADER: 6 | Cannon Tootle

SAVES LEADER: 16 | Gabriel Perrotta

TAKING THE PITCH

- This is the 12th meeting between the Gamecocks and Seahawks.
- The Seahawks have won the last two meetings.
- Carolina is 3-2-1 in Wilmington
- The Gamecock's last win in North Carolina cam in 2004, a 3-1 victory.
- The two teams have met four times since the turn of the century (04, 05, 14, 15). Since then the series is tied 2-2.
- Their first meeting came during South Carolina's first season as a program on Nov. 4, 1978. The Gamecocks won 3-1.
- The two teams met in each of the first seven seasons that Carolina had a program.
- The lone tie of the series came in 1982, a 1-1 draw in Wilington.
- In the series, the Gamecocks have out-scored the Seahawks 26-21.

QUICK NOTES

- Rocky Perez and Bryce Griffith were named to the Wolstein Classic All-Tournament Team.
- Freshman goalkeeper Ben Alexander was named to the Canadian U-20 team, where he started three matches during the 2022 Concacaf Men's U-20 Championship.
- The roster features 17 newcomers; five transfers and 12 true freshmen.
- The team returns 10 players from the 2021 squad, including All-Conference performers Peter Clement, Logan Frost, and Harrison Myring.



SBC STANDINGS

| Team | Conf. | Pct. | Overall | Pct. | Streak |
|------------------|-------|------|---------|-------|--------|
| Kentucky | 0-0 | .000 | 4-0 | 1.000 | W4 |
| Georgia State | 0-0 | .000 | 2-0-1 | .833 | W1 |
| Marshall | 0-0 | .000 | 3-1 | .750 | W2 |
| Coastal Carolina | 0-0 | .000 | 2-2-1 | .500 | L1 |
| Old Dominion | 0-0 | .000 | 2-2 | .500 | W1 |
| West Virginia | 0-0 | .000 | 2-3 | .400 | L1 |
| South Carolina | 0-0 | .000 | 1-2-1 | .375 | W1 |
| James Madison | 0-0 | .000 | 1-3 | .250 | L3 |
| Georgia Southern | 0-0 | .000 | 0-4 | .000 | L4 |

2022 SBC PLAYERS OF THE WEEK

| Date | Player | Pos. | School | Date | Player | Pos. | School |
|------------------|--------------|------|----------|------------------|----------------|------|------------------|
| OFFENSIVE | | | | DEFENSIVE | | | |
| 8/30 | Milo Yosef | F | Marshall | 8/30 | Joey Batrouni | G | Coastal Carolina |
| 9/6 | Matthew Bell | F | Marshall | 9/6 | Oliver Semmler | G | Marshall |
| 9/13 | | | | 9/13 | | | |
| 9/20 | | | | 9/20 | | | |
| 9/27 | | | | 9/27 | | | |
| 10/4 | | | | 10/4 | | | |
| 10/11 | | | | 10/11 | | | |
| 10/18 | | | | 10/18 | | | |
| 10/25 | | | | 10/25 | | | |
| 11/1 | | | | 11/1 | | | |
| 11/8 | | | | 11/8 | | | |

2022 SBC PRESEASON POLL

| Place | Team |
|-------|------------------------|
| 1. | West Virginia - 75 (5) |
| 2. | Marshall - 72 (3) |
| 3. | Kentucky - 69 (1) |
| 4. | South Carolina - 41 |
| T-5. | Coastal Carolina - 39 |
| T-5. | James Madison - 39 |
| 7. | Georgia State - 35 |
| 8. | Old Dominion - 20 |
| 9. | Georgia Southern - 15 |

2022 AWARDS

Wolstein Classic All-Tournament Team: Rocky Perez and Bryce Griffith

SOUTH CAROLINA AT A GLANCE

GENERAL INFO

| | |
|---------------------|------------------|
| Location: | Columbia, S.C. |
| Founded: | 1801 |
| Enrollment: | 35,468 |
| Nickname: | Gamecocks |
| Colors: | Garnet & Black |
| Conference: | Sun Belt |
| President: | Michael Amiridis |
| Athletics Director: | Ray Tanner |

ATHLETIC COMMUNICATIONS

| | |
|-------------------------------|-----------------------|
| Asst. Director / MSOC Contact | Brian Alden |
| E-mail | aldenb@mailbox.sc.edu |
| Office Phone | (803) 777-1516 |
| Cell Phone | (859) 468-8963 |

COACHING STAFF

| | |
|-----------------------|----------------------------|
| Head Coach | Tony Annan |
| Alma Mater 'Yr. | Life University '98 |
| Record at School/Yrs. | 7-11-3 / 2nd |
| Career Record/Yrs. | Same |
| Associate Head Coach | Alec Purdie (2nd season) |
| Alma Mater 'Yr. | Indiana '11 |
| Assistant Coach | Tam McGowan (2nd season) |
| Alma Mater 'Yr. | College of Charleston '14 |
| Vol. Assistant Coach | Will Lukowski (2nd season) |
| Alma Mater 'Yr. | Wright State '16 |

SEASON IN REVIEW

| | |
|------------------------------|-------------|
| 2021 Overall Record | 5-9-2 |
| 2021 C-USA/Finish | 1-5-2 / 7th |
| Letterwinners Returning/Lost | 10 / 16 |
| Starters Returning/Lost | 6 / 6 |
| Newcomers | 17 |

HISTORY

| | |
|-----------------------------------|--------------|
| First Year of Varsity Soccer | 1978 (45th) |
| All-Time Record | 518-272-79 |
| All-Time Conference Record | 66-57-23 |
| Conference Tournament Appearances | 17 |
| All-time Tournament Record | 10-10-1 |
| Conference Regular Season Titles: | 2 ('05, '10) |
| Conference Tournament Titles: | 2 ('05, '10) |
| NCAA Tournament Appearances | 22 |
| All-time NCAA Tournament Record | 17-22-2 |
| Last NCAA Appearance | 11/20/2016 |
| College Cup Appearances: | 2 ('88, '93) |
| College Cup Record: | 1-2 |

| | |
|-------------|-------------------------------------|
| First Match | 9/18/78, Presbyterian; W, 12-0 |
| 250th Match | 9/5/90, Presbyterian; W, 2-0 |
| 500th Match | 10/11/02, at #2 Wake Forest; L, 0-1 |
| 750th Match | 10/9/15, FAU; W, 2-1 |

| | |
|-----------------------|--|
| First Program Victory | 9/18/78, Presbyterian; W, 12-0 |
| 100th Victory | 10/2/85, Alabama A&M; W, 1-0 |
| 200th Victory | 10/27/91, Washington; W, 3-2 |
| 300th Victory | 11/8/98, #20 North Carolina; W, 2-1 (OT) |
| 400th Victory | 10/27/09, Marshall; W, 3-1 |
| 500th Victory | 9/18/19, Mercer; W, 1-0 (OT) |

Eugene E. Stone III Stadium

| | |
|------------------|------------------------------|
| First Game: | L, 1-2 vs. Furman, 9/18/1996 |
| All-Time Record: | 157-82-25 |
| Surface | Natural Grass |
| Capacity | 5,700 |

Conference Affiliations

| | |
|-------------------------|-----------------|
| NCAA D-I Independent | 1978 to 1992 |
| NCAA D-I Metro | 1993 to 1994 |
| NCAA D-I Independent | 1995 to 2004 |
| NCAA D-I Conference USA | 2005 to 2021 |
| NCAA D-I Sun Belt | 2022 to present |

PREFERRED ABBREVIATIONS

When needing to abbreviate South Carolina for any use, the preferred shortenings are Carolina or SC. Please refrain from using USC or SCAR

CAROLINA'S RECORD WHEN ...

| Overall | 2022 | Annan |
|------------------------------------|------------|-------|
| Home..... | 2-1-0..... | 6-7-1 |
| Away | 0-0-1..... | 1-3-2 |
| Neutral..... | 0-1..... | 0-1-0 |
| Leading At The Half..... | 1-0-0..... | 5-0-0 |
| Tied At The Half..... | 1-1-0..... | 2-5-2 |
| Trailing At The Half..... | 0-1-1..... | 0-6-1 |
| Scores In The First Half..... | 1-0-0..... | 6-2-1 |
| Overtime Games | | 0-1-0 |
| On Television | | 0-0-0 |
| In Tournaments..... | 0-1-1..... | 0-1-1 |
| Against 2021 NCAA Participants.... | 0-1..... | - |
| Vs. Top 25..... | 0-1..... | 0-4-1 |
| Vs. Top 10..... | 0-1..... | 0-3-1 |
| Longest Winning Streak | 2..... | 2 |
| Longest Unbeaten Streak..... | | 2 |
| Active Streak | W-2 | |
| Against Opponents | | |
| SC Scores First | | 5-2-0 |
| Opponent Scores First | 2-2-1..... | 2-9-2 |
| Is Shutout..... | 0-1-0..... | 0-6-1 |
| Scores 1 Goal | 0-0-1..... | 1-3-1 |
| Scores 2 Goals | 1-1-0..... | 3-2-1 |
| Scores 3+ Goals..... | 1-0-0..... | 3-0-0 |
| Shut Out Opponent..... | | 2-0-1 |
| Opponent Scores 1 Goal | 1-1-1..... | 4-3-1 |
| Opponent Scores 2 Goals..... | 1-0-0..... | 1-1-1 |
| Opponent Scores 3+ Goals..... | 0-1..... | 0-7 |
| Takes More Shots | 2-1-0..... | 5-5-1 |
| Opponent Takes More Shots | 0-1-1..... | 2-6-2 |
| Equal Shots | | 0-0 |
| Takes More Corners | 2-0-0..... | 4-7-1 |
| Opponent Takes More Corners | 0-2-1..... | 3-4-2 |
| Equal Corners | | |
| Commits More Fouls | 2-2-1..... | 4-7-2 |
| Opponent Commits More Fouls | | 2-4-1 |
| Equal Fouls | | 1-0-0 |
| Time | | |
| Day Games | 0-1-0..... | 0-2-0 |
| Night Games..... | 2-1-1..... | 7-9-3 |
| Mondays | | 1-0-1 |
| Tuesdays..... | 1-0-0..... | 1-0-0 |
| Wednesdays..... | | 3-1-0 |
| Thursdays..... | 0-0-1..... | 0-0-1 |
| Fridays | 1-1-0..... | 1-2-0 |
| Saturdays..... | | 0-3-0 |
| Sundays..... | 0-1-0..... | 1-5-1 |
| August..... | 0-1-1..... | 1-2-1 |
| September | 2-1-0..... | 4-6-0 |
| October..... | | 2-2-2 |
| November | | 0-1-0 |
| After A Win | 1-0-0..... | 2-3-1 |
| After A Loss..... | 1-1-0..... | 4-5-1 |
| After A Tie | 0-1-0..... | 1-2-0 |



THE ANNAN FILE

RECORD: 7-11-3 (2nd Season) **CAREER:** Same

Tony Annan was named the head men's soccer coach at the University of South Carolina on April 22, 2021. He is the second head coach in the history of Gamecock men's soccer.

Annan (pronounced Ann-in) came to Columbia after a six-year stint at Atlanta United of Major League Soccer. He was hired as the fifth employee in 2015 in the club's young existence and built the

development academy from scratch. Most recently, he was appointed to interim head coach for Atlanta United 2, the reserve team of MLS's Atlanta United on July 27, 2020, and also serves as academy director.

As Atlanta United became the first MLS Academy to launch before its First Team, Annan oversaw one of the most successful seasons for any academy across the board during the 2016-17 United States Soccer Development Academy (USSDA) season. Serving as head coach of the U-17s, Annan won the club's first piece of hardware, claiming the national championship in 2016. In addition, the U-19s also won the Southeast Division and finished the season as the No. 1 overall national seed.

A true developer of talent and skills, six of his players have gone on to sign professional deals after college and more than 80 of Annan's former players have earned college scholarships. Ten of his players from Atlanta United have signed professional contracts during his tenure. 45 of his players have earned Youth National Team call ups with eight different countries represented.


Bringing 25 years of coaching experience with him to Stone Stadium, Annan is the only coach to complete the USSF Academy directors license and the FFF Elite formation license at the same time in 2017. In 2018, he became the youngest coach to be inducted into the Georgia Soccer Hall of Fame.

A native of Newcastle, England, Annan is joined in Columbia by his wife, Elizabeth, his son, Jax, and daughter, Ella. Annan started his playing career at West Bromwich Albion in 1991, a soccer club in England that currently competes in Premier League. He played his college soccer at Life University, where he earned his Bachelor of Science in nutrition and dietetics in 1998.

COACHING STAFF



Alec Purdie
Assistant Coach
2nd Season



Tam McGowan
Assistant Coach
2nd Season



Will Lukowski
Vol. Assistant Coach
2nd Season

NUMERICAL ROSTER

| No. | Name | Pos. | Ht. | Cl. | Hometown / HS (Previous School) |
|-----|---------------------|------|------|------|--|
| 1 | Ben Alexander | GK | 6-4 | FR | Chilliwack, British Columbia / University Hill |
| 2 | Jaiden Ramsay-Kelly | D | 6-1 | JR | Brampton, Ontario / St. Edmund Campion / (Oakland) |
| 3 | Will Crain (C) | D | 6-1 | R-SR | Athens, Ga. / Laurel Springs / Brown |
| 4 | Junior Saint Juste | D | 6-1 | FR | Port-au-Prince, Haiti / James Madison HS |
| 5 | William Nilsson | D | 6-3 | FR | Helsingborg, Sweden / Filbornaskolan |
| 6 | Laurits Lillemose | M | 6-1 | SR | Bogense, Denmark / Tietgen Handelsgymnasium / (Gardner-Webb) |
| 7 | Bryce Griffith | F | 6-2 | FR | Atlanta, Ga. / East Cobb |
| 8 | Ethan Dekel Daks | M | 5-9 | FR | Manchester, England / Rushcliffe |
| 9 | Damola Salami | F | 5-11 | FR | Duluth, Ga. / Greater Atlanta Christian |
| 10 | Peter Clement (C) | F | 5-8 | JR | Gelsted, Denmark / Tietgen Handelsgymnasium |
| 11 | Rocky Perez | M | 5-11 | FR | San Antonio, Texas / TTU K-12 |
| 12 | Brian Banahan | F | 6-3 | SR | Lexington, Ky. / Lexington Catholic |
| 13 | Logan Hitzeman | M | 6-0 | SR | Thorton, Colo. / Mountain Range |
| 15 | Henry Weigand | D | 6-4 | SR | Hamburg, Germany / Quinnipiac |
| 16 | Cristiano Bruletti | M | 5-11 | FR | Ann Arbor, Mich. / YSC Academy |
| 17 | Logan Frost | F | 6-3 | SR | Birmingham, Ala. / Briarwood Christian |
| 19 | Kosi Udeh | F | 6-0 | FR | Birmingham, Ala. / Hoover |
| 20 | John Eskay | F | 5-10 | R-SR | Urbana, Md. / Urbana / William & Mary |
| 21 | Joey Belenardo | D | 5-9 | FR | Sarasota, Fla. / Berkshire |
| 22 | Parker League | M | 5-10 | SR | Huntsville, Ala. / Randolph |
| 23 | Harrison Myring | F | 6-2 | SO | Leicester, England / Beauchamp College |
| 24 | Matt Bender | GK | 6-0 | FR | Richmond, Va. / Deep Run |
| 25 | Conner Bailey | M | 5-9 | SO | Fairborn, Ohio / Carroll |
| 26 | Adam Luckhurst | F | 6-0 | JR | Santa Barbara, Calif. / Bishop Diego / Davidson |
| 27 | Tristan Himes | GK | 6-6 | SO | Debary, Fla. / Circle Christian |
| 28 | Alex McDonald | GK | 6-4 | R-JR | St. Louis, Mo. / Kirkwood / Evansville |
| 29 | Micah Colodny | M | 5-8 | FR | Colorado Springs, Colo. / Liberty |

Head Coach: Tony Annan (2nd Season / Life University, 1998)

Assistant Coach: Alec Purdie (2nd Season / Indiana, 2011)

Assistant Coach: Tam McGowan (2nd Season / College of Charleston, 2014)

Volunteer Assistant Coach: Will Lukowski (2nd Season / Wright State, 2016)

ALPHABETICAL

| No. | Name |
|-----|----------------------|
| 1 | Alexander, Ben |
| 25 | Bailey, Conner |
| 12 | Banahan, Brian |
| 21 | Belenardo, Joey |
| 24 | Bender, Matt |
| 16 | Bruletti, Cristiano |
| 10 | Clement, Peter |
| 29 | Colodny, Micah |
| 3 | Crain, Will |
| 8 | Dekel Daks, Ethan |
| 20 | Eskay, John |
| 17 | Frost, Logan |
| 7 | Griffith, Bryce |
| 27 | Himes, Tristan |
| 13 | Hitzeman, Logan |
| 22 | League, Parker |
| 6 | Lillemose, Laurits |
| 26 | Luckhurst, Adam |
| 28 | McDonald, Alex |
| 23 | Myring, Harrison |
| 5 | Nilsson, William |
| 11 | Perez, Rocky |
| 2 | Ramsay-Kelly, Jaiden |
| 4 | Saint Juste, Junior |
| 9 | Salami, Damola |
| 19 | Udeh, Kosi |
| 15 | Weigand, Henry |

Pronunciation Guide

- #4 Junior Saint **Juste** – jzewst (like Au jus)
- #6 **Laurits Lillemose** – Laur-EATS lill-EE-mousse
- #8 Ethan **Dekel Daks** – DECK-uhl dacks
(like docks with an A)
- #9 **Damola** Salami – DUH-mo-luh
- #10 Peter **Clement** – CLUH-ment
- #13 Logan **Hitzeman** – HITZ-mun
- #16 Cristiano **Bruletti** – brew-LET-ee
- #19 **Kosi Udeh** – CO-see OOH-day
- #23 Harrison **Myring** – My-ring
- #29 **Micah** Colodny – my-CUH

Breakdown by Location

- United States (18)**
- Alabama (3):** Kosi Udeh, Logan Frost, Parker League
- California (1):** Adam Luckhurst
- Colorado (2):** Micah Colodny
Logan Hitzeman
- Florida (2):** Joey Belenardo, Tristan Himes
- Georgia (3):** Bryce Griffith, Damola Salami, Will Crain
- Kentucky (1):** Brian Banahan
- Maryland (1):** John Eskay
- Michigan (1):** Cristiano Bruletti
- Missouri (1):** Alex McDonald
- Ohio (1):** Conner Bailey
- Texas (1):** Rocky Perez
- Virginia (1):** Matt Bender

International (9)

- Canada (2):** Ben Alexander, Jaiden Ramsay-Kelly
- Denmark (2):** Peter Clement, Laurits Lillemose
- England (2):** Ethan Dekel Daks, Harrison Myring
- Germany (1):** Henry Weigand
- Haiti (1):** Junior Saint Juste
- Sweden (1):** William Nilsson

Breakdown by Class

- Freshmen (12):** Ben Alexander, Junior Saint Juste, William Nilsson, Bryce Griffith, Ethan Dekel Daks, Damola Salami, Rocky Perez, Cristiano Bruletti, Kosi Udeh, Joey Belenardo, Matt Bender, Micah Colodny
- Sophomores (3):** Harrison Myring, Conner Bailey, Tristan Himes
- Junior (4):** Jaiden Ramsay-Kelly, Peter Clement, Adam Luckhurst, Alex McDonald
- Seniors (8):** Will Crain, Laurits Lillemose, Brian Banahan, Logan Hitzeman, Henry Weigand, Logan Frost, John Eskay, Parker League

The Last Time...

IN THE RANKINGS (UNITED SOCCER COACHES)

| | |
|-------------------------------------|-----------------------------------|
| Was ranked..... | No. 25, 10/24/2016 |
| Was ranked in Top 10..... | No. 9, 10/2/2006 |
| Was ranked in Top 5..... | No. 3, 9/23/2002 |
| Played a ranked team..... | L, 0-1, vs. Clemson, 9/2/2022 |
| Tied a ranked team..... | 0-0, at #4 Kentucky (10/23/21) |
| Beat a ranked team on the road..... | 2-1, at #19 Va. Tech (10/2/18) |
| Beat a ranked team at home..... | 1-0, #13 FIU (11/1/19) |
| Played a top-10 team..... | L, 0-4, at #2 Marshall (10/30/21) |
| Beat a top-10 team on the road..... | 4-3, at #10 UAB (11/3/13) |
| Beat a top-10 team at home..... | W, 2-1, #7 New Mexico (9/25/15) |
| Played a top-5 team..... | L, 0-4, at #2 Marshall (10/30/21) |
| Beat a top-5 team on the road..... | W, 1-0, at #2 USF (9/6/12) |
| Beat a top-5 team at home..... | NA |
| Played a no. 1 ranked team..... | L, 0-1, vs. Clemson, 9/2/2022 |
| Beat a no. 1 team on the road..... | NA |
| Beat a no.1 team at home..... | NA |
| Tied a no. 1 ranked Team..... | T, 1-1, vs. SMU, 10/18/2006 |

CONSECUTIVE GAME STREAKS

| | |
|--------------------------------------|-----------------------------|
| Had a 3+ match winning streak..... | 3 (10/9, 2020 - 2/17, 2021) |
| Had a 3+ match losing streak..... | 4 (9/3 - 9/17, 2021) |
| Had a 4+ match winning streak..... | 7 (9/13 - 10/2, 2016) |
| Had a 4+ match losing streak..... | 4 (9/3 - 9/17, 2021) |
| Had a 5+ match winning streak..... | 7 (9/13 - 10/2, 2016) |
| Had a 5+ match losing streak..... | 5 (9/26 - 10/14, 2017) |
| Had a 6+ match winning streak..... | 7 (9/13 - 10/2, 2016) |
| Had a 6+ match losing streak..... | 6 (10/10 - 10/27, 2012) |
| Unbeaten 6+ consecutive matches..... | 8 (9/13 - 10/10, 2016) |
| Winless 6+ consecutive matches..... | 6 (10/5 - 10/27, 2019) |
| Had a 10+ match winning streak..... | 10 (10/18 - 11/23, 1997) |
| Had a 15+ match winning streak..... | 16 (9/7 - 11/2, 1994) |

SCORING

| | |
|---|--|
| Scored 3+ goals on the road..... | W, 3-2, at FIU (11/2/18) |
| Scored 3+ goals at home..... | W, 4-1, vs. Winthrop (8/29/21) |
| Scored 5+ goals on the road..... | W, 5-4, at FIU (10/8/14) |
| Scored 5+ goals at home..... | W, 5-0, Wofford, (9/19/18) |
| Allowed 3+ Goals..... | 8/28/22 vs. Dayton (L, 4-2) |
| Allowed 5+ Goals..... | 9/3/21 at Clemson (L, 5-0) |
| Player scored 2 goals..... | Logan Frost, vs. USC Upstate, 9/6/2022 |
| Opponent scored 2 goals..... | Eli Carr, vs. Old Dominion, 11/5/2021 |
| Freshman scored 2 goals..... | Mike Lindsay, vs. Kentucky, 11/9/2007 |
| Two players scored 2 goals..... | Brian Banahan (2) and CJ Mitchell-Smith (2), 10/11/2019 |
| Player scored a hat trick..... | Andrew Halloran, vs. Winthrop, 2/14/2021 |
| Opponent scored a hat trick..... | Matsoso Napo, vs. Kentucky, 10/25/2014 |
| Player came off the bench to score..... | Logan Frost (85:58), vs. USC Upstate, 9/6/2022 |
| Player scored ≤ 2:00..... | Asa Kryst (1:29), vs. Old Dominion, 10/31/2015 |
| Player scored game-winner ≥ 85:00 of Reg..... | Logan Frost (85:58), vs. USC Upstate, 9/6/2022 |
| Player scored ≥ 89:00 of Reg..... | Bryce Griffith (89:48), vs. Dayton, 8/28/2022 |
| Player scored in consecutive games..... | Logan Frost at UAB, 10/9/2021, and vs. Georgia Southern, 10/12/2021 |
| Player scored in three straight games..... | Brian Banahan at Florida Atlantic, 3/27/2021, vs. UAB, 4/3/2021, and at FIU, 4/10/2021 |
| Four players scored a goal..... | vs. Winthrop, 8/29/2021; Lorenzo Nagy (18:51), Peter Clement (35:01), Brian Banahan (67:23), and Christian Kraus (80:59) |
| Five players scored a goal..... | vs. UAB, 4/3/2021; Christian Kraus (3:20, 55:30), Spencer Mallion (27:47), Peter Clement (40:38), Brian Banahan (81:40), and Andrew Halloran (86:53) |
| Scored 2 goals/half..... | 4, 1st half, vs. Winthrop, 9/9/2022 |
| Scored ≥ 3 goals/half..... | 4, 1st half, vs. Winthrop, 9/9/2022 |
| Comeback victory..... | 0-1, vs. USC Upstate, 9/6/2022 |

SHOTS

| | |
|-----------------------------|---|
| Player had 6-7 shots..... | Tucker Monheimer (6), vs. Georgia Southern, 10/8/2019 |
| Player had 8-9 shots..... | Kurtis Turner (8), vs. Coastal Carolina, 11/7/2015 |
| Player had 5 SoG..... | Luca Mayr, vs. Georgia Southern, 9/13/2016 |
| Player had 6-7 SoG..... | Sam Arthur (6), vs. Presbyterian, 9/2/2008 |
| Had 20-24 shots..... | 23, vs. USC Upstate, 9/6/2022 |
| Had 25-29 Shots..... | 27, vs. Georgia Southern, 9/13/2016 |
| Had 30-35 shots..... | 32, at UCF, 11/4/2007 |
| Had 10-14 SoG..... | 11, vs. USC Upstate, 9/6/2022 |
| Had ≥ 15 SoG..... | 15, at East Carolina, 10/2/2005 |
| Had ≤ 2 SoG and Won..... | 2, vs. Gardner-Webb, 9/28/2021 (W, 1-0) |
| Allowed 20+ shots..... | vs. Dayton (20), 8/28/2021 |
| Allowed 15-19 shots..... | at Ohio State (15), 8/25/2022 |
| Held Opponent to 0 SoG..... | vs. Belmont, 8/29/2014 |
| Held Opponent to 1 SoG..... | vs. Georgia State, 9/30/2014 |

PENALTY KICK

| | |
|----------------------------|---|
| Scored a PK..... | Peter Clement, vs. FIU, 10/17/2021 |
| Missed a PK..... | Peter Clement, vs. Kentucky, 4/17/2021 |
| Player stopped a PK..... | Ryan Bilichuk, vs. Charlotte, 3/20/2021 |
| Opponent scored a PK..... | vs. Old Dominion, 11/5/2021 |
| Opponent stopped a PK..... | vs. Kentucky, 4/17/2021 |

SAVES AND SHUTOUTS

| | |
|--|---|
| Shutout a team on the road..... | W, 2-0, at UAB (10/9/21) |
| Was shutout on the road..... | L, 4-0, at No. 2 Marshall (10/30/21) |
| Shutout a team at home..... | W, 1-0, vs. Gardner-Webb (9/28/21) |
| Was shutout at home..... | L, 0-1, vs. #1 Clemson, 9/2/2022 |
| Player recorded consecutive shutouts..... | Buenyamin Yusufoglu vs. USC Upstate, 9/6/2019 (1-0 OT) and vs. Mercer, 9/11/2019 (1-0 OT) |
| Player had 5-9 saves..... | Ben Alexander (5), vs. Winthrop, 9/9/2022 |
| Player had 10-14 saves..... | Jimmy Maurer (10), at Duke, 9/19/2007 |
| Player had 5 saves in consecutive games..... | Ben Alexander at Ohio State (7), 8/25/2022 and vs. Dayton (5), 8/28/2022 |
| Recorded consecutive shutouts..... | at Mercer, 10/9/2020 (W, 1-0) and vs. Belmont Abbey, 10/24/2020 (W, 5-0) |
| Was shut out in consecutive games..... | at Kentucky, 10/23/2021 (T, 0-0) at Marshall, 10/30/2021 (L, 0-4) |
| Had 10-14 saves..... | 10, at Duke, 9/19/2007 |
| Had 0 Saves and Won..... | vs. Georgia State, 9/30/2014 |

POINTS

| | |
|---------------------------------------|--|
| Player had goal and an assist..... | Parker League, vs. Winthrop, 9/9/2022 |
| Player had 2 goals and an assist..... | Jeffrey Torda, at UAB, 11/3/2013 |
| Player had a goal and 2 assists..... | Adam Luckhurst, vs. Winthrop, 9/9/2022 |
| Player had a goal and 3 assists..... | Josh Alcala, at East Carolina, 10/2/2005 |
| Player had 5 points..... | Jeffrey Torda, at UAB, 11/3/2013 |
| Opponent had ≥ 5 points..... | Pedro Dolabella (5), at Marshall, 10/30/2021 |
| Player had 6 points..... | Andrew Halloran, vs. Winthrop, 2/14/2021 |
| Had 10-14 points..... | 13, vs. Winthrop, 9/9/2022 |
| Had 15-19 points..... | 16, vs. UAB, 4/3/2021 |

ASSISTS

| | |
|---|---|
| Player had 2 assists..... | Adam Luckhurst, vs. Winthrop, 9/9/2022 |
| Player had 3 assists..... | Kurtis Turner, vs. High Point, 9/6/2013 |
| Player had ≥ 4 assists..... | 4, Rob Smith, vs. North Carolina, 10/14/1994 |
| Player had an assist in consecutive games..... | Peter Clement at FIU, 4/10/2021 and vs. Kentucky, 4/17/2021 |
| Player had an assist in three straight games..... | Peter Clement vs. UAB, 4/3/2021, at FIU, 4/10/2021, and vs. Kentucky, 4/17/2021 |
| Had 3 assists..... | vs. Georgia Southern, 10/12/2021 |
| Had 4 assists..... | vs. UAB, 4/3/2021 |
| Had 5 assists..... | vs. Centenary, 9/5/2006 |
| Had 6 assists..... | vs. Winthrop, 8/29/2021 |

TOURNAMENTS

| | |
|---|---------------------------------|
| Was in the Conference Tournament..... | 2019 |
| Was in the Conference Tournament 2+ straight years..... | (5) 2013-17 |
| Missed the Conference Tournament 2+ straight years..... | 2020-21 |
| Won a Conference Tournament match..... | W, 1-0, New Mexico (11/11/2015) |
| Was in the Conference Tournament Championship..... | 2014 |
| Won the Conference Tournament..... | W, 1-0 (2OT), Tulsa (11/14/10) |
| Was in the NCAA Tournament..... | 2016 |
| Was in the NCAA Tournament 2+ straight years..... | (2) 2015-16 |
| Was in the NCAA Tournament 3+ straight years..... | (3) 2000-02 |
| Was in the NCAA Tournament 4+ straight years..... | (4) 1992-95 |
| Was in the NCAA Tournament 5+ straight years..... | (6) 1985-90 |
| Missed the NCAA Tournament 2+ straight years..... | (2) 2017-18 |
| Missed the NCAA Tournament 3+ straight years..... | (3) 2012-14 |
| Missed the NCAA Tournament 5+ straight years..... | (5) 2017-present |
| Won an NCAA Tournament match..... | W, 1-0, Mercer (11/17/16) |
| Won 2+ NCAA Tournament matches..... | (4) 1993 |
| Won 3+ NCAA Tournament matches..... | (4) 1993 |
| Won 4+ NCAA Tournament matches..... | (4) 1993 |
| Played for a National Championship..... | L, 2-0, Virginia (1993) |

AWARDS/HONORS

| | |
|---|--------------------------------------|
| Had a defender named All-American..... | Greg Reece (2005) |
| Had a midfielder named All-American..... | Clint Mathis (1997) |
| Had a keeper named All-American..... | Brad Guzan (2004) |
| Had a forward named All-American..... | Chris Faklaris (1993) |
| Had a forward named Freshmen All-American..... | Mikkel Knudsen (2014) |
| Had a keeper named Freshmen All-American..... | Jimmy Maurer (2007) |
| Had a midfielder named Freshmen All-American..... | Jeff Scannella (2006) |
| Had a defender named Freshmen All-American..... | Mark Wiltse (2006) |
| Had a player named All-Region..... | Luca Mayr (2017) |
| Had coach named All-Region..... | Mark Berson (1995) |
| Had a player named Academic All-America..... | Danny Deakin (2016) |
| Conference MVP..... | Blake Brettschneider (2010) |
| Conference Offensive POY..... | Blake Brettschneider (2010) |
| Conference Defensive POY..... | Greg Reece (2005) |
| Conference Forward of the Year..... | Mikkel Knudsen (2013) |
| Conference Newcomer..... | Tylder Ruthven (2007) |
| Conference Golden Boot..... | Mikkel Knudsen (2014) |
| Conference Coach of the Year..... | Mark Berson (2011) |
| Conference Offensive POW..... | Logan Frost (10/12/21) |
| Conference Defensive POW..... | William Pyle (11/6/17) |
| Conference All-Tournament Team..... | Torgeir Nyboe & Kurtis Turner (2015) |
| National Player of the Week..... | Marco Velez (9/9/14) |

EUGENE E. STONE III STADIUM - ESTABLISHED IN 1996

Before Stone Stadium became part of the Gamecock Athletics' landscape, the South Carolina men's soccer team played on the same site, affectionately referred to as "The Graveyard" for the first 18 years of the site's existence.

Bleachers lined the east side of the field, with a seating capacity of 2,000 listed throughout its time. However, many times crowds well over that came to watch the Gamecocks play, including over 6,000 for the 1990 matchup against Clemson.

"The Graveyard" stood as the place where opponents dreams of a road win died, as South Carolina captured 84 percent of the contests played on the site (177-30-9) in 18 years. Twice, the homefield advantage launched a Mark Berson-led Gamecock team to the NCAA College Cup in 1988 and 1993.

Built in time for the fall of 1996, Eugene E. Stone III Stadium marked a new era in Gamecock Soccer history. Holding 5,000 fans, the concrete stands gave new amenities not previously seen at The Graveyard. The facility accommodates both the men and women during the season.

The stadium began with a \$1 million gift from Eugene E. Stone III and his family. Stone, a 1930 graduate of South Carolina, owned Stone Manufacturing Co., Inc., which was the parent company of Umbro International, the largest provider of soccer apparel in the 1990s in USA. The Stones also made the same gift to Furman, where the Paladins' stadium also bears Stone's name.

Improvements have continued over the years, including the addition of chairback seats from Sarge Frye Field and a scoreboard in 2008, modernizing part of the stadium. New sod brought about a new look to the facility in 2009, leveling the field and giving it a much better look. Graphics also sprung up under the stands and on the stadium facing during that renovation.

In 2016 the Gamecock Soccer Complex was completed. The 11,000-square-foot facility houses individual team locker rooms, lounges and study rooms, athletic training therapy tubs, a 3,000-square-foot weight room, a cleat room and a film room.

In 2022, Stone Stadium recieved several upgrades including a new video board, LED lights, and a new press box paint design. The 19x32 foot state-of-the-art Boling Family Video Board serves a dual purpose, also functioning as the stadium scoreboard. The new LED lighting system contains 114 Ephesus LumaSport 8 fixtures. The system allows for program-mable lighting styles to provide fans with specific pre-game, in-game, and post-game light shows.



TOP 10 CROWDS AT STONE STADIUM

| Rank | Opponent | Attn. | Date | Score | WLT |
|------|----------------|--------------|---------------|------------|----------|
| 1 | Clemson | 6,892 | 8/26/16 | 1-2 | L |
| 2 | Clemson | 6,157 | 9/3/10 | 2-0 | W |
| 3 | Clemson | 6,102 | 8/29/08 | 2-0 | W |
| 4 | UCLA! | 5,750 | 9/6/98 | 2-1 | W |
| 5 | Clemson | 5,449 | 9/2/22 | 0-1 | L |
| 6 | Belmont | 5,415 | 8/29/14 | 1-0 (2OT) | W |
| 7 | USC Upstate | 5,048 | 8/25/17 | 2-1 | W |
| 8 | Clemson | 5,027 | 10/8/00 | 0-0 (OT) | T |
| 9 | Clemson | 5,021 | 10/11/99 | 0-1 | L |
| 10 | Clemson | 5,009 | 8/25/06 | 3-4 | L |

! Providence Kickoff Classic

TOP 10 CROWDS AT THE GRAVEYARD

| Rank | Opponent | Attn. | Date | Score | WLT |
|------|-----------|-------|----------|----------|-----|
| 1 | Clemson | 6,025 | 10/14/90 | 1-3 | L |
| 2 | Clemson | 5,900 | 10/9/88 | 2-1 | W |
| 3 | UCLA@ | 5,718 | 11/4/89 | 3-2 (OT) | W |
| 4 | Indiana@ | 5,600 | 11/6/88 | 1-1 | T |
| 5 | Clemson | 5,385 | 11/1/92 | 2-0 | W |
| 6 | Akron@ | 5,351 | 11/5/89 | 1-0 | W |
| 7 | Indiana@ | 4,953 | 10/28/90 | 2-1 | W |
| 8 | Boston@ | 4,500 | 11/8/87 | 1-0 | W |
| | American# | 4,500 | 12/1/85 | 0-2 | L |
| 10 | Clemson | 4,400 | 10/12/86 | 4-3 (OT) | W |

@ MetLife Classic; # NCAA Tournament Quarterfinal

ALL-TIME FACILITY RECORDS

Overall Record: 334-112-34

MATCH RECORDS

Most Goals: 13 vs. Coastal Carolina (9/26/79)

Fewest Goals: 0, 53 times

Most Opponent Goals: 5 by Connecticut (9/14/79); by North Carolina (10/14/94); by FIU (10/14/18)

Fewest Opponent Goals: 0, 167 times

Largest Margin of Victory: 12-0 vs. Presbyterian (9/18/78)

SEASON RECORDS

Most Matches: 15 (1988, 1989)

Most Wins: 13 (1985, 1988, 1989)

Most Losses: 6 (2014 and 2018)

Most Ties: 3 (2008)

Most Consecutive Wins: 13 (1985)

Most Consecutive Losses: 4 (2012, 2014)

Longest Unbeaten Streak: 13 (1985)

Highest Won-Loss Pct.: .955 (10-0-1, 1993)

Lowest Won-Loss Pct.: .400 (3-5-2, 2012)

Most Goals: 51 (1997, 11 matches)

Fewest Goals: 12 (2000, 12 matches; 2009, 9 matches)

Most Opponent Goals: 20 (1992, 2021)

Fewest Opponent Goals: 4 (1987, 12 matches)

Most Shutouts: 10 (1985, 14 matches)

Most Opp. Shutouts: 4 (2018, 11 matches)

CAREER RECORDS

Most Consecutive Wins: 13 (9/1/1985-12/1/1985)

Most Consecutive Losses: 4 (10/4-25/2014 & 10/10-24/2012)

Longest Unbeaten Streak: 15 (10/17/1984-12/1/1985)

Longest Winless Streak: 4 (10/4-25/2014, 10/10-24/2012 & 9/18-10/2/1983)

MILESTONE MATCHES

AT THE GRAVEYARD/STONE STADIUM

1st Match/Win: Presbyterian (9/18/78), 12-0 W

50th Match: Georgia State (11/7/82), 4-2 W

50th Win: Western Carolina (9/1/84), 11-1 W

100th Match: Charleston Southern (11/5/86), 10-0 W

100th Win: Clemson (10/9/88), 2-1 W

150th Match: Clemson (10/14/90), 1-3 L

150th Win: Erskine (9/22/93), 6-1 W

200th Match: Georgia State (11/2/94), 6-0 W

200th Win: North Carolina (11/8/98), 2-1 W (OT)

250th Match: The Citadel (9/1/99), 8-2 W

300th Match: Portland (9/10/04), 3-2 W

250th Win: UCF (10/21/06), 2-1 W

300th Win Georgia State (9/24/16), 3-1 W

350th Match: Wake Forest (10/20/09), 0-3 L

400th Match: NC State (10/21/14), 1-2 L (OT)

450th Match: Old Dominion (10/5/19), 1-2 L

NCAA TOURNAMENT RECORDS

Record: 12-10-1 (.543)

Most Goals: 6 vs. Air Force (11/28/93)

Most Opponent Goals: 3 - Three times; MR - Michigan (11/28/10)

Fewest Goals: 0 - Six times; MR - Duke (11/26/00)

Fewest Opponent Goals: 0 - Eight times; MR - Mercer (11/17/16)

SOUTH CAROLINA NATIONAL TEAM STATS

| Statistic | National Rank | Conference Rank | Value | National Leader | Value | Conference Leader | Value |
|---|---------------|-----------------|-------|--------------------------------|-------------------------|---------------------------------|--------------|
| Assists Per Game (180 ranked) | 91 | 6 | 1.25 | Cal St. Fullerton Charlotte | 4.00 | Coastal Carolina | 3.00 |
| Corner Kicks Per Game (203 ranked) | 63 | 2 | 5.75 | Yale | 11.00 | Marshall | 9.00 |
| Fouls Per Game (203 ranked) | 174 | 8 | 14.50 | American | 5.00 | Old Dominion | 5.33 |
| Goal Differential (203 ranked) | 128 | 7 | -2 | UNC Greensboro | 14 | Georgia St. Kentucky | 7 7 |
| Penalty Kicks (79 ranked) | 79 | 3 | 0.000 | 67 teams tied | 1.000 | Marshall | 1.000 |
| Points Per Game (194 ranked) | 112 | 6 | 3.75 | Dayton | 13.00 | Coastal Carolina | 8.00 |
| Red Cards (15 ranked) | 15 | 2 | 1 | 4 teams tied | 3 | Georgia St. | 3 |
| Save Pct (202 ranked) | 125 | 6 | 0.667 | Dartmouth Duke FGCU | 1.000 1.000 1.000 | Old Dominion | 0.857 |
| Saves Per Game (200 ranked) | 87 | 3 | 3.50 | Hartford | 8.33 | James Madison | 4.50 |
| Scoring Offense (192 ranked) | 121 | 6 | 1.25 | Dayton | 4.67 | Coastal Carolina Georgia St. | 2.50 2.50 |
| Shot Accuracy (203 ranked) | 152 | 6 | 0.367 | Massachusetts | 0.714 | West Virginia | 0.488 |
| Shots Per Game (203 ranked) | 77 | 3 | 12.25 | Harvard | 27.00 | Marshall | 21.00 |
| Shots on Goal Per Game (203 ranked) | 110 | 5 | 4.50 | Harvard | 12.50 | Marshall | 8.33 |
| Shutout Percentage (129 ranked) | 129 | 6 | 0.000 | Dartmouth Duke FGCU | 1.000 1.000 1.000 | Kentucky | 0.750 |
| Team Goals Against Average (203 ranked) | 122 | 5 | 1.750 | Duke Dartmouth FGCU | 0.000 0.000 0.000 | Kentucky | 0.500 |
| Total Assists (165 ranked) | 80 | 6 | 5 | Cal St. Fullerton | 16 | Coastal Carolina | 12 |
| Total Goals (180 ranked) | 95 | 6 | 5 | UNC Greensboro | 17 | Coastal Carolina Georgia St. | 10 10 |
| Total Points (190 ranked) | 98 | 6 | 15 | UNC Greensboro | 48 | Coastal Carolina | 32 |
| Won-Lost-Tied Percentage (185 ranked) | 125 | 6 | 0.375 | 18 teams tied | 1.000 | Kentucky | 1.000 |
| Yellow Cards (202 ranked) | 65 | 4 | 9 | NJIT | 18 | Coastal Carolina | 12 |

SOUTH CAROLINA NATIONAL INDIVIDUAL STATS

| Statistic | Player | National Rank | Conference Rank | Value | National Leader | Value | Conference Leader | Value |
|-------------------------------------|--|---|---|--------------------------------------|--|--------------|---|----------------------|
| Assists Per Game (84 ranked) | | | | | Koby Carr, Charlotte | 1.33 | Ryan Crooks, West Virginia Noah Glorioso, Coastal Carolina Noe Santos, Coastal Carolina | 0.75 0.75 0.75 |
| Game-Winning Goals (19 ranked) | Logan Frost | 19 | 1 | 1 | 18 players tied | 2 | 15 players tied | 1 |
| Goalie Minutes Played (150 ranked) | Ben Alexander | 1 | 1 | 360:00 | 76 players tied | 360:00 | Ben Alexander, South Carolina Jackson Lee, West Virginia | 360:00 360:00 |
| Goals Against Average (150 ranked) | Ben Alexander | 131 | 6 | 1.750 | 7 players tied | 0.000 | Isaac Walker, Kentucky | 0.000 |
| Goals Per Game (100 ranked) | Logan Frost | 100 | 5 | 0.50 | Conor Kelly, NC State | 1.67 | Matthew Bell, Marshall Milo Yosef, Marshall | 1.00 1.00 |
| Penalty Kicks (91 ranked) | | | | | 85 players tied | 1.000 | Robert Screen, Kentucky Joao Souza, Marshall | 1.000 1.000 |
| Points Per Game (142 ranked) | Logan Frost | 142 | 7 | 1.25 | Conor Kelly, NC State | 3.33 | Matthew Bell, Marshall Milo Yosef, Marshall | 2.00 2.00 |
| Red Cards (1 ranked) | Laurits Lillemose | 1 | 1 | 1 | 74 players tied | 1 | 6 players tied | 1 |
| Save Pct (147 ranked) | Ben Alexander | 119 | 6 | 0.667 | 7 players tied | 1.000 | Isaac Walker, Kentucky | 1.000 |
| Saves Per Game (139 ranked) | Ben Alexander | 81 | 3 | 3.50 | Rotem Fadida, Hartford Luca Marinelli, Bryant | 8.00 8.00 | Sebastian Conlon, James Madison | 4.33 |
| Shot Accuracy (150 ranked) | | | | | Nacho Diaz, Evansville | 1.000 | Ryan Crooks, West Virginia | 0.700 |
| Shots Per Game (135 ranked) | | | | | Kyle Gee, Brown | 6.00 | Milo Yosef, Marshall | 5.00 |
| Shots on Goal Per Game (136 ranked) | | | | | Kyle Gee, Brown | 4.00 | Milo Yosef, Marshall | 2.67 |
| Shutouts (9 ranked) | | | | | 8 players tied | 3 | Isaac Walker, Kentucky | 2 |
| Total Assists (43 ranked) | | | | | Dylan Gaither, Mercer Jesus Salazar, Mount St. Mary's | 5 5 | Ryan Crooks, West Virginia Noah Glorioso, Coastal Carolina Noe Santos, Coastal Carolina | 3 3 3 |
| Total Goals (50 ranked) | Logan Frost | 50 | 5 | 2 | 6 players tied | 5 | 4 players tied | 3 |
| Total Points (81 ranked) | Logan Frost | 81 | 7 | 5 | Duncan McGuire, Creighton | 12 | Ryan Crooks, West Virginia | 7 |
| Total Saves (134 ranked) | Ben Alexander | 45 | 1 | 14 | Eoin Gawronski, Temple | 26 | Ben Alexander, South Carolina | 14 |
| Yellow Cards (248 ranked) | William Nilsson Cristiano Bruletti Peter Clement Will Crain Laurits Lillemose Adam Luckhurst Jaiden Ramsay-Kelly Junior Saint Juste | 30 248 248 248 248 248 248 248 | 1 14 14 14 14 14 14 14 | 2 1 1 1 1 1 1 1 | Taylor Calheira, UMBC Harry Jolley, NIU | 4 4 | 13 players tied | 2 |



**2022-23 South Carolina Men's Soccer
Overall Team Statistics
All games**

Game Records

| Overall | Conference | Home | Away | Neutral |
|-----------|------------|-----------|-----------|-----------|
| 2 - 2 - 1 | 0 - 0 - 0 | 2 - 1 - 0 | 0 - 0 - 1 | 0 - 1 - 0 |

Team statistics

| | USC | OPP |
|------------------------|--------|--------|
| SHOT STATISTICS | | |
| Goals-Shot attempts | 9-72 | 9-56 |
| Goals scored per game | 1.8 | 1.8 |
| Shot pct. | .125 | .161 |
| Shots on goal-Attempts | 26-72 | 28-56 |
| SOG pct. | .361 | .500 |
| Shots/Game | 14.4 | 11.2 |
| Assists | 10 | 8 |
| GOAL BREAKDOWN | | |
| Total Goals | 9 | 9 |
| Penalty | 0 | 0 |
| Unassisted | - | - |
| Overtime | 0 | 0 |
| Goals scored average | 1.8 | 1.8 |
| CORNER KICKS | | |
| Goals off corners | - | - |
| PENALTY KICKS | | |
| | 0-0 | 0-0 |
| OFFSIDES | | |
| | 10 | 10 |
| PENALTIES | | |
| Fouls | 75 | 41 |
| Yellow cards | 10 | 11 |
| Red cards | 1 | 1 |
| ATTENDANCE | | |
| Total | 11480 | 1821 |
| Dates/Avg Per Date | 3/3827 | 1/1821 |
| Neutral Site #/Avg | 1/61 | - |

Goals by Periods

| Team | 1st | 2nd | OT1 | OT2 | TOTAL |
|-----------|-----|-----|-----|-----|-------|
| USC | 4 | 5 | 0 | 0 | 9 |
| Opponents | 3 | 6 | 0 | 0 | 9 |

Corners by Periods

| Team | 1st | 2nd | OT1 | OT2 | TOTAL |
|-----------|-----|-----|-----|-----|-------|
| USC | 12 | 22 | 0 | 0 | 34 |
| Opponents | 12 | 18 | 0 | 0 | 30 |

Shots by Periods

| Team | 1st | 2nd | OT1 | OT2 | TOTAL |
|-----------|-----|-----|-----|-----|-------|
| USC | 33 | 39 | 0 | 0 | 72 |
| Opponents | 25 | 31 | 0 | 0 | 56 |

Fouls by Periods

| Team | 1st | 2nd | OT1 | OT2 | TOTAL |
|-----------|-----|-----|-----|-----|-------|
| USC | 46 | 29 | 0 | 0 | 75 |
| Opponents | 17 | 24 | 0 | 0 | 41 |

Saves by Periods

| Team | 1st | 2nd | OT1 | OT2 | TOTAL |
|-----------|-----|-----|-----|-----|-------|
| USC | 6 | 13 | 0 | 0 | 19 |
| Opponents | 9 | 8 | 0 | 0 | 17 |

Offsides by Periods

| Team | 1st | 2nd | OT1 | OT2 | TOTAL |
|-----------|-----|-----|-----|-----|-------|
| USC | 7 | 3 | 0 | 0 | 10 |
| Opponents | 3 | 7 | 0 | 0 | 10 |





**2022-23 South Carolina Men's Soccer
Individual Statistics
All games**

Game Records

| Overall | Conference | Home | Away | Neutral |
|-----------|------------|-----------|-----------|-----------|
| 2 - 2 - 1 | 0 - 0 - 0 | 2 - 1 - 0 | 0 - 0 - 1 | 0 - 1 - 0 |

Team Box Score

| No. | Player | GP-GS | MIN | G | A | PTS | SH | SH% | SOG | SOG% | YC | RC | GWG | PK-ATT | FG | OT | HAT | GTG | FOUL |
|------------------|----------------------|----------|----------|----------|-----------|-----------|-----------|-------------|-----------|-------------|-----------|----------|----------|------------|----------|----------|----------|----------|-----------|
| 17 | Frost, Logan | 5-2 | 238 | 2 | 1 | 5 | 7 | .286 | 2 | .286 | 0 | 0 | 1 | 0-0 | 0 | 0 | 0 | 0 | 4 |
| 26 | Luckhurst, Adam | 5-2 | 230 | 1 | 2 | 4 | 8 | .125 | 3 | .375 | 1 | 0 | 1 | 0-0 | 0 | 0 | 0 | 0 | 5 |
| 22 | League, Parker | 5-5 | 378 | 1 | 1 | 3 | 8 | .125 | 3 | .375 | 0 | 0 | 0 | 0-0 | 0 | 0 | 0 | 0 | 1 |
| 29 | Colodny, Micah | 5-1 | 159 | 1 | 1 | 3 | 3 | .333 | 1 | .333 | 0 | 0 | 0 | 0-0 | 0 | 0 | 0 | 0 | 0 |
| 23 | Myring, Harrison | 5-3 | 224 | 1 | 0 | 2 | 7 | .143 | 2 | .286 | 0 | 0 | 0 | 0-0 | 0 | 0 | 0 | 1 | 3 |
| 12 | Banahan, Brian | 2-1 | 56 | 1 | 0 | 2 | 5 | .200 | 1 | .200 | 0 | 0 | 0 | 0-0 | 0 | 0 | 0 | 0 | 1 |
| 7 | Griffith, Bryce | 5-3 | 198 | 1 | 0 | 2 | 4 | .250 | 2 | .500 | 0 | 0 | 0 | 0-0 | 0 | 0 | 0 | 0 | 4 |
| 3 | Crain, Will | 5-5 | 366 | 1 | 0 | 2 | 2 | .500 | 1 | .500 | 1 | 0 | 0 | 0-0 | 0 | 0 | 0 | 0 | 4 |
| 11 | Perez, Rocky | 5-5 | 352 | 0 | 1 | 1 | 6 | .000 | 3 | .500 | 0 | 0 | 0 | 0-0 | 0 | 0 | 0 | 0 | 15 |
| 20 | Eskay, John | 5-0 | 140 | 0 | 1 | 1 | 5 | .000 | 4 | .800 | 0 | 0 | 0 | 0-0 | 0 | 0 | 0 | 0 | 2 |
| 16 | Bruletti, Cristiano | 5-3 | 288 | 0 | 1 | 1 | 2 | .000 | 0 | .000 | 1 | 0 | 0 | 0-0 | 0 | 0 | 0 | 0 | 4 |
| 4 | Saint Juste, Junior | 5-5 | 367 | 0 | 1 | 1 | 2 | .000 | 1 | .500 | 1 | 0 | 0 | 0-0 | 0 | 0 | 0 | 0 | 6 |
| 6 | Lillemose, Laurits | 4-3 | 240 | 0 | 1 | 1 | 0 | .000 | 0 | .000 | 1 | 1 | 0 | 0-0 | 0 | 0 | 0 | 0 | 6 |
| 9 | Salami, Damola | 5-2 | 193 | 0 | 0 | 0 | 5 | .000 | 3 | .600 | 0 | 0 | 0 | 0-0 | 0 | 0 | 0 | 0 | 2 |
| 10 | Clement, Peter | 4-4 | 268 | 0 | 0 | 0 | 5 | .000 | 0 | .000 | 1 | 0 | 0 | 0-0 | 0 | 0 | 0 | 0 | 6 |
| 2 | Ramsay-Kelly, Jaiden | 4-0 | 116 | 0 | 0 | 0 | 1 | .000 | 0 | .000 | 1 | 0 | 0 | 0-0 | 0 | 0 | 0 | 0 | 1 |
| 21 | Belenardo, Joey | 1-0 | 10 | 0 | 0 | 0 | 1 | .000 | 0 | .000 | 0 | 0 | 0 | 0-0 | 0 | 0 | 0 | 0 | 0 |
| 13 | Hitzeman, Logan | 4-1 | 110 | 0 | 0 | 0 | 1 | .000 | 0 | .000 | 0 | 0 | 0 | 0-0 | 0 | 0 | 0 | 0 | 3 |
| 5 | Nilsson, William | 5-5 | 430 | 0 | 0 | 0 | 0 | .000 | 0 | .000 | 3 | 0 | 0 | 0-0 | 0 | 0 | 0 | 0 | 6 |
| 19 | Udeh, Kosi | 2-0 | 20 | 0 | 0 | 0 | 0 | .000 | 0 | .000 | 0 | 0 | 0 | 0-0 | 0 | 0 | 0 | 0 | 0 |
| 15 | Weigand, Henry | 2-0 | 49 | 0 | 0 | 0 | 0 | .000 | 0 | .000 | 0 | 0 | 0 | 0-0 | 0 | 0 | 0 | 0 | 0 |
| 25 | Bailey, Conner | 4-0 | 46 | 0 | 0 | 0 | 0 | .000 | 0 | .000 | 0 | 0 | 0 | 0-0 | 0 | 0 | 0 | 0 | 2 |
| 1 | Alexander, Ben | 5-5 | 450 | 0 | 0 | 0 | 0 | .000 | 0 | .000 | 0 | 0 | 0 | 0-0 | 0 | 0 | 0 | 0 | 0 |
| Total | | 5 | - | 9 | 10 | 28 | 72 | .125 | 26 | .361 | 10 | 1 | - | 0-0 | 0 | 0 | 0 | - | 75 |
| Opponents | | 5 | - | 9 | 8 | 26 | 56 | .161 | 28 | .500 | 11 | 1 | - | 0-0 | 5 | 0 | 0 | - | 41 |

| No. | Goalie | GP-GS | Goal Average | | | Saves | | Record | | | |
|------------------|----------------|----------|---------------|----------|-------------|-----------|-------------|----------|----------|----------|----------|
| | | | MINS | GA | GA AVG | SAVES | PCT | W | L | T | SHO/CBO |
| 1 | Alexander, Ben | 5-5 | 450:00 | 9 | 1.80 | 19 | .679 | 2 | 2 | 1 | 0/0 |
| TM | TEAM | - | 00:00 | 0 | 0.00 | 0 | .000 | 0 | 0 | 0 | 0/0 |
| Total | | 5 | 450:00 | 9 | 1.80 | 19 | .679 | 2 | 2 | 1 | 0 |
| Opponents | | 5 | 450:00 | 9 | 1.80 | 17 | .654 | 2 | 2 | 1 | 1 |

Goals by Periods

| Team | 1st | 2nd | OT1 | OT2 | TOTAL |
|-----------|-----|-----|-----|-----|-------|
| USC | 4 | 5 | 0 | 0 | 9 |
| Opponents | 3 | 6 | 0 | 0 | 9 |

Corners by Periods

| Team | 1st | 2nd | OT1 | OT2 | TOTAL |
|-----------|-----|-----|-----|-----|-------|
| USC | 12 | 22 | 0 | 0 | 34 |
| Opponents | 12 | 18 | 0 | 0 | 30 |

Shots by Periods

| Team | 1st | 2nd | OT1 | OT2 | TOTAL |
|-----------|-----|-----|-----|-----|-------|
| USC | 33 | 39 | 0 | 0 | 72 |
| Opponents | 25 | 31 | 0 | 0 | 56 |

Fouls by Periods

| Team | 1st | 2nd | OT1 | OT2 | TOTAL |
|-----------|-----|-----|-----|-----|-------|
| USC | 46 | 29 | 0 | 0 | 75 |
| Opponents | 17 | 24 | 0 | 0 | 41 |



2022 SOUTH CAROLINA TV IDENTIFICATION ROSTER



Ben Alexander
#1 - Freshman



Jaiden Ramsay-Kelly
#2 - Junior



Will Crain
#3 - R-Senior



Junior Saint Juste
#4 - Freshman



William Nilsson
#5 - Freshman



Laurits Lillemose
#6 - Senior



Bryce Griffith
#7 - Freshman



Ethan Dekel Daks
#8 - Freshman



Damola Salami
#9 - Freshman



Peter Clement
#10 - Junior



Rocky Perez
#11 - Freshman



Brian Banahan
#12 - Senior



Logan Hitzeman
#13 - Senior



Henry Weigand
#15 - Senior



Cristiano Bruletti
#16 - Freshman



Logan Frost
#17 - Senior



Kosi Udeh
#19 - Freshman



John Eskay
#20 - R-Senior



Joey Belenardo
#21 - Freshman



Parker League
#22 - Senior



Harrison Myring
#23 - Sophomore



Matt Bender
#24 - Freshman



Conner Bailey
#25 - Sophomore



Adam Luckhurst
#26 - Junior



Tristan Himes
#27 - Sophomore




Alex McDonald
#28 - R-Junior



Micah Colodny
#29 - Freshman



Tony Annan
Head Coach
(2nd season)



Alec Purdie
Assistant Coach



Tam McGowan
Assistant Coach



Will Lukowski
Vol. Assistant Coach