



Contact: Brian Alden • Cell: (859) 468-8963 • Email: aldenb@mailbox.sc.edu • 1304 Heyward St., Columbia, S.C. 29208 • GamecocksOnline.com

# 2022 GAMECOCK MEN'S SOCCER



/GamecockMSoccer



@GamecockMSoccer



@GamecockMSoccer

## STATISTICAL COMPARISON

SC	Records/Rankings	GSU
4-1	Home	0-3
0-2	Away	1-3
NR	United Coaches Poll Ranking	NR
13	Goals Scored	6
1.63	Goals Per Game	0.86
12	Goals Allowed	20
1.5	Goals Allowed Per Game	2.86
108	Shots	61
13.5	Shots Per Game	8.7
.407	Shot on goal %	.344
.721	Save Pct.	.535

## SOUTH CAROLINA RECORD

OVERALL: 4-3-1	WIN-2
SBC: 0-0	-
NON-CONFERENCE: 4-3-1	WIN-2
HOME: 4-1	WON-4
AWAY: 0-1-1	LOSS-1
NEUTRAL: 0-1	LOSS-5

## 2022 SCHEDULE

DATE	OPPONENT	TIME/RESULT
Aug. 12	#12 Duke (Ex)	T, 1-1
Aug. 20	Garnder-Webb (Ex)	T, 1-1
Aug. 25	Ohio State (BTN+)	T, 1-1
Aug. 28	vs. Dayton (Columbus, OH)	L, 2-4
Sept. 2	#1 Clemson (ESPN+)	L, 0-1
Sept. 6	USC Upstate (ESPN+)	W, 2-1
Sept. 9	Winthrop (ESPN+)	W, 4-2
Sept. 13	UNCW (FloSports)	L, 0-2
Sept. 17	Campbell (ESPN+)	W, 1-0
Sept. 20	Queens Univ. of Charlotte (ESPN+)	W, 3-1
Sept. 24	Georgia Southern*	7 PM
Oct. 1	West Virginia* (ESPN+)	7 PM
Oct. 8	Marshall* (ESPN+)	7 PM
Oct. 14	Coastal Carolina* (ESPN+)	7 PM
Oct. 19	Old Dominion*	7 PM
Oct. 23	James Madison* (ESPN+)	3 PM
Oct. 28	Georgia State* (ESPN+)	7 PM
Nov. 1	Kentucky* (ESPN+)	7 PM

2022 SBC Championship

Nov. 6-13 TBD

all home games in **BOLD** | \* SBC contest  
all times listed in Eastern

## GAMEDAY INFORMATION - #WEARECAROLINA

WHEN: September 24 | Noon

WHERE: Columbia, S.C.

VENUE: Stone Stadium (5,700)

LIVE STATS: StatBroadcast

SERIES HISTORY: South Carolina leads 7-0-2

LAST MEETING: South Carolina 3, Georgia Southern 1 | October 12, 2021 | Columbia, S.C.



## SOUTH CAROLINA GAMECOCKS

4-3-1, 0-0 SUN BELT

COACH: Tony Annan | 2nd Season - 9-12-3

GOAL LEADER: 3 | Adam Luckhurst

ASSIST LEADER: 2 | Four tied

POINTS LEADER: 8 | Adam Luckhurst

SHOTS LEADER: 15 | Adam Luckhurst

SAVES LEADER: 30 | Ben Alexander



## GEORGIA SOUTHERN EAGLES

1-6, 0-1 SUN BELT

COACH: John Murphy | 7th Season

GOAL LEADER: 2 | Manuel Prieto

ASSIST LEADER: 1 | Four tied

POINTS LEADER: 4 | Manuel Prieto

SHOTS LEADER: 13 | Segundo Navarro

SAVES LEADER: 19 | Dagoberto Romero

## TAKING THE PITCH

- The two teams have met each of the last four seasons.
- The Gamecocks lead the all-time series 7-0-2. The two ties came in 1997 and 2019.
- South Carolina has out-scored the Eagles 28-9.
- The first meeting between the Gamecocks and Eagles came on Oct. 20, 1982, with the Gamecocks winning 4-0.
- Carolina has never been shutout in the series, while the Gamecocks have earned three shutouts (1982, 1991, 2020).
- Current Gamecocks Logan Frost and Brian Banahan scored in last season's victory.

## QUICK NOTES

- Adam Luckhurst became the first player since 2018 to record a goal and two assists in a match when he did so against Winthrop.
- Rocky Perez and Bryce Griffith were named to the Wolstein Classic All-Tournament Team.
- Freshman goalkeeper Ben Alexander was named to the Canadian U-20 team, where he started three matches during the 2022 Concacaf Men's U-20 Championship.
- The roster features 17 newcomers; five transfers and 12 true freshmen.
- The team returns 10 players from the 2021 squad, including All-Conference performers Peter Clement, Logan Frost, and Harrison Myring.



## SBC STANDINGS

Team	Conf.	Pct.	Overall	Pct.	Streak
Georgia State	1-0	1.000	6-0-1	.929	W5
Old Dominion	1-0	1.000	4-2-1	.643	W2
Kentucky	0-0-1	.500	5-0-2	.857	W1
Marshall	0-0-1	.500	4-1-1	.750	T1
Coastal Carolina	0-0-1	.500	2-3-2	.429	L1
West Virginia	0-0-1	.500	2-4-1	.357	L1
South Carolina	0-0	.000	4-3-1	.562	W2
James Madison	0-1	.000	3-4	.429	W1
Georgia Southern	0-1	.000	1-6	.143	L2

## 2022 SBC PLAYERS OF THE WEEK

Date	Player	Pos.	School	Date	Player	Pos.	School
<b>OFFENSIVE</b>				<b>DEFENSIVE</b>			
8/30	Milo Yosef	F	Marshall	8/30	Joey Batrouni	G	Coastal Carolina
9/6	Matthew Bell	F	Marshall	9/6	Oliver Semmler	G	Marshall
9/13	Eythor Bjorgolfsson	F	Kentucky	9/13	Ryan Holmes	D	Marshall
9/20	Justin McLean	MF	Georgia State	9/20	Casper Mols	G	Kentucky
9/27				9/27			
10/4				10/4			
10/11				10/11			
10/18				10/18			
10/25				10/25			
11/1				11/1			
11/8				11/8			

## 2022 SBC PRESEASON POLL

Place	Team
1.	West Virginia - 75 (5)
2.	Marshall - 72 (3)
3.	Kentucky - 69 (1)
4.	South Carolina - 41
T-5.	Coastal Carolina - 39
T-5.	James Madison - 39
7.	Georgia State - 35
8.	Old Dominion - 20
9.	Georgia Southern - 15

## 2022 AWARDS

**Wolstein Classic All-Tournament Team:** Rocky Perez and Bryce Griffith

## SOUTH CAROLINA AT A GLANCE

### GENERAL INFO

Location:	Columbia, S.C.
Founded:	1801
Enrollment:	35,468
Nickname:	Gamecocks
Colors:	Garnet & Black
Conference:	Sun Belt
President:	Michael Amiridis
Athletics Director:	Ray Tanner

### ATHLETIC COMMUNICATIONS

Asst. Director / MSOC Contact	Brian Alden
E-mail	aldenb@mailbox.sc.edu
Office Phone	(803) 777-1516
Cell Phone	(859) 468-8963

### COACHING STAFF

Head Coach	Tony Annan
Alma Mater 'Yr.	Life University '98
Record at School/Yrs.	9-12-3 / 2nd
Career Record/Yrs.	Same
Associate Head Coach	Alec Purdie (2nd season)
Alma Mater 'Yr.	Indiana '11
Assistant Coach	Tam McGowan (2nd season)
Alma Mater 'Yr.	College of Charleston '14
Vol. Assistant Coach	Will Lukowski (2nd season)
Alma Mater 'Yr.	Wright State '16

### SEASON IN REVIEW

2021 Overall Record	5-9-2
2021 C-USA/Finish	1-5-2 / 7th
Letterwinners Returning/Lost	10 / 16
Starters Returning/Lost	6 / 6
Newcomers	17

### HISTORY

First Year of Varsity Soccer	1978 (45th)
All-Time Record	520-273-79
All-Time Conference Record	66-57-23
Conference Tournament Appearances	17
All-time Tournament Record	10-10-1
Conference Regular Season Titles:	2 ('05, '10)
Conference Tournament Titles:	2 ('05, '10)
NCAA Tournament Appearances	22
All-time NCAA Tournament Record	17-22-2
Last NCAA Appearance	11/20/2016
College Cup Appearances:	2 ('88, '93)
College Cup Record:	1-2

First Match	9/18/78, Presbyterian; W, 12-0
250th Match	9/5/90, Presbyterian; W, 2-0
500th Match	10/11/02, at #2 Wake Forest; L, 0-1
750th Match	10/9/15, FAU; W, 2-1

First Program Victory	9/18/78, Presbyterian; W, 12-0
100th Victory	10/2/85, Alabama A&M; W, 1-0
200th Victory	10/27/91, Washington; W, 3-2
300th Victory	11/8/98, #20 North Carolina; W, 2-1 (OT)
400th Victory	10/27/09, Marshall; W, 3-1
500th Victory	9/18/19, Mercer; W, 1-0 (OT)

### Eugene E. Stone III Stadium

First Game:	L, 1-2 vs. Furman, 9/18/1996
All-Time Record:	159-82-25
Surface	Natural Grass
Capacity	5,700

### Conference Affiliations

NCAA D-I Independent	1978 to 1992
NCAA D-I Metro	1993 to 1994
NCAA D-I Independent	1995 to 2004
NCAA D-I Conference USA	2005 to 2021
NCAA D-I Sun Belt	2022 to present

### PREFERRED ABBREVIATIONS

When needing to abbreviate South Carolina for any use, the preferred shortenings are Carolina or SC. Please refrain from using USC or SCAR

## CAROLINA'S RECORD WHEN...

Overall	2022	Annan
Home.....	4-1-0.....	8-7-1
Away .....	0-1-1.....	1-4-2
Neutral.....	0-1.....	0-1-0
Leading At The Half.....	3-0-0.....	7-0-0
Tied At The Half.....	1-2-0.....	2-6-2
Trailing At The Half.....	0-1-1.....	0-6-1
Scores In The First Half.....	3-0-0.....	8-2-1
Overtime Games .....		0-1-0
On Television .....		0-0-0
In Tournaments.....	0-1-1.....	0-1-1
Against 2021 NCAA Participants....	1-1.....	-
Vs. Top 25.....	0-1.....	0-4-1
Vs. Top 10.....	0-1.....	0-3-1
Longest Winning Streak.....	2.....	2
Longest Unbeaten Streak.....	2.....	2
Active Streak .....	W-2	
<b>Against Opponents</b>		
SC Scores First .....	2-0-0.....	7-2-0
Opponent Scores First .....	2-3-1.....	2-10-2
Is Shutout.....	0-2-0.....	0-7-1
Scores 1 Goal .....	1-0-1.....	2-3-1
Scores 2 Goals .....	1-1-0.....	3-2-1
Scores 3+ Goals .....	2-0-0.....	4-0-0
Shut Out Opponent.....	1-0-0.....	3-0-1
Opponent Scores 1 Goal .....	2-1-1.....	5-3-1
Opponent Scores 2 Goals.....	1-1-0.....	1-2-1
Opponent Scores 3+ Goals.....	0-1.....	0-7
Takes More Shots .....	3-2-0.....	6-6-1
Opponent Takes More Shots .....	1-1-1.....	3-6-2
Equal Shots .....		0-0
Takes More Corners .....	2-0-0.....	4-7-1
Opponent Takes More Corners ....	1-2-1.....	4-4-2
Equal Corners .....	1-1-0.....	1-1-0
Commits More Fouls .....	3-3-1.....	5-8-2
Opponent Commits More Fouls .....		2-4-1
Equal Fouls .....	1-0-0.....	2-0-0
<b>Time</b>		
Day Games .....	0-1-0.....	0-2-0
Night Games.....	4-2-1.....	9-10-3
Mondays .....		1-0-1
Tuesdays.....	2-1-0.....	2-1-0
Wednesdays.....		3-1-0
Thursdays.....	0-0-1.....	0-0-1
Fridays .....	1-1-0.....	1-2-0
Saturdays.....	1-0-0.....	1-3-0
Sundays.....	0-1-0.....	1-5-1
August.....	0-1-1.....	1-2-1
September .....	4-2-0.....	6-7-0
October.....		2-2-2
November .....		0-1-0
After A Win .....	2-1-0.....	3-4-1
After A Loss.....	2-1-0.....	5-5-1
After A Tie .....	0-1-0.....	1-2-0



## THE ANNAN FILE

**RECORD:** 9-12-3 (2nd Season) **CAREER:** Same

Tony Annan was named the head men's soccer coach at the University of South Carolina on April 22, 2021. He is the second head coach in the history of Gamecock men's soccer.

Annan (pronounced Ann-in) came to Columbia after a six-year stint at Atlanta United of Major League Soccer. He was hired as the fifth employee in 2015 in the club's young existence and built the

development academy from scratch. Most recently, he was appointed to interim head coach for Atlanta United 2, the reserve team of MLS's Atlanta United on July 27, 2020, and also serves as academy director.

As Atlanta United became the first MLS Academy to launch before its First Team, Annan oversaw one of the most successful seasons for any academy across the board during the 2016-17 United States Soccer Development Academy (USSDA) season. Serving as head coach of the U-17s, Annan won the club's first piece of hardware, claiming the national championship in 2016. In addition, the U-19s also won the Southeast Division and finished the season as the No. 1 overall national seed.

A true developer of talent and skills, six of his players have gone on to sign professional deals after college and more than 80 of Annan's former players have earned college scholarships. Ten of his players from Atlanta United have signed professional contracts during his tenure. 45 of his players have earned Youth National Team call ups with eight different countries represented.


Bringing 25 years of coaching experience with him to Stone Stadium, Annan is the only coach to complete the USSF Academy directors license and the FFF Elite formation license at the same time in 2017. In 2018, he became the youngest coach to be inducted into the Georgia Soccer Hall of Fame.

A native of Newcastle, England, Annan is joined in Columbia by his wife, Elizabeth, his son, Jax, and daughter, Ella. Annan started his playing career at West Bromwich Albion in 1991, a soccer club in England that currently competes in Premier League. He played his college soccer at Life University, where he earned his Bachelor of Science in nutrition and dietetics in 1998.

## COACHING STAFF



**Alec Purdie**  
Assistant Coach  
2nd Season



**Tam McGowan**  
Assistant Coach  
2nd Season



**Will Lukowski**  
Vol. Assistant Coach  
2nd Season



# NUMERICAL ROSTER

No.	Name	Pos.	Ht.	Cl.	Hometown / HS (Previous School)
1	Ben Alexander	GK	6-4	FR	Chilliwack, British Columbia / University Hill
2	Jaiden Ramsay-Kelly	D	6-1	JR	Brampton, Ontario / St. Edmund Campion / (Oakland)
3	Will Crain (C)	D	6-1	R-SR	Athens, Ga. / Laurel Springs / Brown
4	Junior Saint Juste	D	6-1	FR	Port-au-Prince, Haiti / James Madison HS
5	William Nilsson	D	6-3	FR	Helsingborg, Sweden / Filbornaskolan
6	Laurits Lillemose	M	6-1	SR	Bogense, Denmark / Tietgen Handelsgymnasium / (Gardner-Webb)
7	Bryce Griffith	F	6-2	FR	Atlanta, Ga. / East Cobb
8	Ethan Dekel Daks	M	5-9	FR	Manchester, England / Rushcliffe
9	Damola Salami	F	5-11	FR	Duluth, Ga. / Greater Atlanta Christian
10	Peter Clement (C)	F	5-8	JR	Gelsted, Denmark / Tietgen Handelsgymnasium
11	Rocky Perez	M	5-11	FR	San Antonio, Texas / TTU K-12
12	Brian Banahan	F	6-3	SR	Lexington, Ky. / Lexington Catholic
13	Logan Hitzeman	M	6-0	SR	Thorton, Colo. / Mountain Range
15	Henry Weigand	D	6-4	SR	Hamburg, Germany / Quinnipiac
16	Cristiano Bruletti	M	5-11	FR	Ann Arbor, Mich. / YSC Academy
17	Logan Frost	F	6-3	SR	Birmingham, Ala. / Briarwood Christian
19	Kosi Udeh	F	6-0	FR	Birmingham, Ala. / Hoover
20	John Eskay	F	5-10	R-SR	Urbana, Md. / Urbana / William & Mary
21	Joey Belenardo	D	5-9	FR	Sarasota, Fla. / Berkshire
22	Parker League	M	5-10	SR	Huntsville, Ala. / Randolph
23	Harrison Myring	F	6-2	SO	Leicester, England / Beauchamp College
24	Matt Bender	GK	6-0	FR	Richmond, Va. / Deep Run
25	Conner Bailey	M	5-9	SO	Fairborn, Ohio / Carroll
26	Adam Luckhurst	F	6-0	JR	Santa Barbara, Calif. / Bishop Diego / Davidson
27	Tristan Himes	GK	6-6	SO	Debarry, Fla. / Circle Christian
28	Alex McDonald	GK	6-4	R-JR	St. Louis, Mo. / Kirkwood / Evansville
29	Micah Colodny	M	5-8	FR	Colorado Springs, Colo. / Liberty

**Head Coach:** Tony Annan (2nd Season / Life University, 1998)

**Assistant Coach:** Alec Purdie (2nd Season / Indiana, 2011)

**Assistant Coach:** Tam McGowan (2nd Season / College of Charleston, 2014)

**Volunteer Assistant Coach:** Will Lukowski (2nd Season / Wright State, 2016)

# ALPHABETICAL

No.	Name
1	Alexander, Ben
25	Bailey, Conner
12	Banahan, Brian
21	Belenardo, Joey
24	Bender, Matt
16	Bruletti, Cristiano
10	Clement, Peter
29	Colodny, Micah
3	Crain, Will
8	Dekel Daks, Ethan
20	Eskay, John
17	Frost, Logan
7	Griffith, Bryce
27	Himes, Tristan
13	Hitzeman, Logan
22	League, Parker
6	Lillemose, Laurits
26	Luckhurst, Adam
28	McDonald, Alex
23	Myring, Harrison
5	Nilsson, William
11	Perez, Rocky
2	Ramsay-Kelly, Jaiden
4	Saint Juste, Junior
9	Salami, Damola
19	Udeh, Kosi
15	Weigand, Henry

## Pronunciation Guide

- #4 Junior Saint **Juste** – jzewst (like Au jus)
- #6 **Laurits Lillemose** – Laur-EATS lill-EE-mousse
- #8 Ethan **Dekel Daks** – DECK-uhl dacks  
(like docks with an A)
- #9 **Damola** Salami – DUH-mo-luh
- #10 Peter **Clement** – CLUH-ment
- #13 Logan **Hitzeman** – HITZ-mun
- #16 Cristiano **Bruletti** – brew-LET-ee
- #19 **Kosi Udeh** – CO-see OOH-day
- #23 Harrison **Myring** – My-ring
- #29 **Micah** Colodny – my-CUH

## Breakdown by Location

- United States (18)**
- Alabama (3):** Kosi Udeh, Logan Frost, Parker League
- California (1):** Adam Luckhurst
- Colorado (2):** Micah Colodny  
Logan Hitzeman
- Florida (2):** Joey Belenardo, Tristan Himes
- Georgia (3):** Bryce Griffith, Damola Salami, Will Crain
- Kentucky (1):** Brian Banahan
- Maryland (1):** John Eskay
- Michigan (1):** Cristiano Bruletti
- Missouri (1):** Alex McDonald
- Ohio (1):** Conner Bailey
- Texas (1):** Rocky Perez
- Virginia (1):** Matt Bender

### International (9)

- Canada (2):** Ben Alexander, Jaiden Ramsay-Kelly
- Denmark (2):** Peter Clement, Laurits Lillemose
- England (2):** Ethan Dekel Daks, Harrison Myring
- Germany (1):** Henry Weigand
- Haiti (1):** Junior Saint Juste
- Sweden (1):** William Nilsson

## Breakdown by Class

- Freshmen (12):** Ben Alexander, Junior Saint Juste, William Nilsson, Bryce Griffith, Ethan Dekel Daks, Damola Salami, Rocky Perez, Cristiano Bruletti, Kosi Udeh, Joey Belenardo, Matt Bender, Micah Colodny
- Sophomores (3):** Harrison Myring, Conner Bailey, Tristan Himes
- Junior (4):** Jaiden Ramsay-Kelly, Peter Clement, Adam Luckhurst, Alex McDonald
- Seniors (8):** Will Crain, Laurits Lillemose, Brian Banahan, Logan Hitzeman, Henry Weigand, Logan Frost, John Eskay, Parker League

## The Last Time...

### IN THE RANKINGS (UNITED SOCCER COACHES)

Was ranked .....	No. 25, 10/24/2016
Was ranked in Top 10 .....	No. 9, 10/2/2006
Was ranked in Top 5 .....	No. 3, 9/23/2002
Played a ranked team .....	L, 0-1, vs. Clemson, 9/2/2022
Tied a ranked team .....	0-0, at #4 Kentucky, 10/23/2021
Beat a ranked team on the road .....	2-1, at #19 Virginia Tech, 10/2/2018
Beat a ranked team at home .....	1-0, #13 FIU, 11/1/2019
Played a top-10 team .....	L, 0-4, at #2 Marshall, 10/30/2021
Beat a top-10 team on the road .....	4-3, at #10 UAB, 11/3/2013
Beat a top-10 team at home .....	W, 2-1, #7 New Mexico, 9/25/2015
Played a top-5 team .....	L, 0-4, at #2 Marshall, 10/30/2021
Beat a top-5 team on the road .....	W, 1-0, at #2 USF, 9/6/2012
Beat a top-5 team at home .....	NA
Played a no. 1 ranked team .....	L, 0-1, vs. Clemson, 9/2/2022
Beat a no. 1 team on the road .....	NA
Beat a no.1 team at home .....	NA
Tied a no. 1 ranked Team .....	T, 1-1, vs. SMU, 10/18/2006

### CONSECUTIVE GAME STREAKS

Had a 3+ match winning streak .....	3 (10/9, 2020 - 2/17, 2021)
Had a 3+ match losing streak .....	4 (9/3 - 9/17, 2021)
Had a 4+ match winning streak .....	7 (9/13 - 10/2, 2016)
Had a 4+ match losing streak .....	4 (9/3 - 9/17, 2021)
Had a 5+ match winning streak .....	7 (9/13 - 10/2, 2016)
Had a 5+ match losing streak .....	5 (9/26 - 10/14, 2017)
Had a 6+ match winning streak .....	7 (9/13 - 10/2, 2016)
Had a 6+ match losing streak .....	6 (10/10 - 10/27, 2012)
Unbeaten 6+ consecutive matches .....	8 (9/13 - 10/10, 2016)
Winless 6+ consecutive matches .....	6 (10/5 - 10/27, 2019)
Had a 10+ match winning streak .....	10 (10/18 - 11/23, 1997)
Had a 15+ match winning streak .....	16 (9/7 - 11/2, 1994)

### SCORING

Scored 3+ goals on the road .....	W, 3-2, at FIU, 11/2/2018
Scored 3+ goals at home .....	W, 4-1, vs. Winthrop, 8/29/2021
Scored 5+ goals on the road .....	W, 5-4, at FIU, 10/8/2014
Scored 5+ goals at home .....	W, 5-0, Wofford, 9/19/2018
Allowed 3+ Goals .....	8/28/22 vs. Dayton (L, 4-2)
Allowed 5+ Goals .....	9/3/21 at Clemson (L, 5-0)
Player scores a brace .....	Adam Luckhurst, vs. Queens, 9/20/2022
Opponent scores a brace .....	Eli Carr, vs. Old Dominion, 11/5/2021
Freshman scores a brace .....	Mike Lindsay, vs. Kentucky, 11/9/2007
Two players score a brace .....	Brian Banahan (2) and CJ Mitchell-Smith (2), 10/1/2019
Player scored a hat trick .....	Andrew Halloran, vs. Winthrop, 2/14/2021
Opponent scored a hat trick .....	Matsoso Napo, vs. Kentucky, 10/25/2014
Player came off the bench to score .....	Logan Frost (85:58), vs. USC Upstate, 9/6/2022
Player scored ≤ 2:00 .....	Asa Kryst (1:29), vs. Old Dominion, 10/31/2015
Player scored game-winner ≥ 85:00 of Reg. .....	Logan Frost (85:58), vs. USC Upstate, 9/6/2022
Player scored ≥ 89:00 of Reg. ....	Bryce Griffith (89:48), vs. Dayton, 8/28/2022
Player scored in consecutive games .....	Logan Frost
.....	at UAB, 10/9/2021, and vs. Georgia Southern, 10/12/2021
Player scored in three straight games .....	Brian Banahan
.....	at Florida Atlantic, 3/27/2021, vs. UAB, 4/3/2021, and at FIU, 4/10/2021
Four players scored a goal .....	vs. Winthrop, 8/29/2021; Lorenzo Nagy (18:51),
.....	Peter Clement (35:01), Brian Banahan (67:23), and Christian Kraus (80:59)
Five players scored a goal .....	vs. UAB, 4/3/2021; Christian Kraus (3:20, 55:30),
.....	Spencer Mallion (27:47), Peter Clement (40:38), Brian Banahan (81:40),
.....	and Andrew Halloran (86:53)
Scored 2 goals/half .....	3, 1st half, vs. Queens, 9/20/2022
Scored ≥ 3 goals/half .....	3, 1st half, vs. Queens, 9/20/2022
Comeback victory .....	0-1, vs. USC Upstate, 9/6/2022

### SHOTS

Player had 6-7 shots .....	Adam Luckhurst (7), vs. Queens, 9/20/2022
Player had 8-9 shots .....	Kurtis Turner (8), vs. Coastal Carolina, 11/7/2015
Player had 5 SoG .....	Luca Mayr, vs. Georgia Southern, 9/13/2016
Player had 6-7 SoG .....	Sam Arthur (6), vs. Presbyterian, 9/2/2008
Had 20-24 shots .....	23, vs. USC Upstate, 9/6/2022
Had 25-29 Shots .....	27, vs. Georgia Southern, 9/13/2016
Had 30-35 shots .....	32, at UCF, 11/4/2007
Had 10-14 SoG .....	10, vs. Queens, 9/20/2022
Had ≥ 15 SoG .....	15, at East Carolina, 10/2/2005
Had ≤ 2 SoG and Won .....	2, vs. Gardner-Webb, 9/28/2021 (W, 1-0)
Allowed 20+ shots .....	vs. Dayton (20), 8/28/2021
Allowed 15-19 shots .....	at Ohio State (15), 8/25/2022
Held Opponent to 0 SoG .....	vs. Belmont, 8/29/2014
Held Opponent to 1 SoG .....	vs. Georgia State, 9/30/2014

### PENALTY KICK

Scored a PK .....	Peter Clement, vs. FIU, 10/17/2021
Missed a PK .....	Peter Clement, vs. Kentucky, 4/17/2021
Player stopped a PK .....	Ryan Bilichuk, vs. Charlotte, 3/20/2021
Opponent scored a PK .....	at UNCW, 9/13/2022
Opponent stopped a PK .....	vs. Kentucky, 4/17/2021

### SAVES AND SHUTOUTS

Shutout a team on the road .....	W, 2-0, at UAB, 10/9/2021
Was shutout on the road .....	L, 2-0, at UNCW, 9/13/2022
Shutout a team at home .....	W, 1-0, vs. Campbell, 9/27/2022
Was shutout at home .....	L, 0-1, vs. #1 Clemson, 9/2/2022
Player recorded consecutive shutouts .....	Buenyamin Yusufoglu
.....	vs. USC Upstate, 9/6/2019 (1-0 OT) and vs. Mercer, 9/11/2019 (1-0 OT)
Player had 5-9 saves .....	Ben Alexander (5), at UNCW (9/13/2022)
Player had 10-14 saves .....	Jimmy Maurer (10), at Duke, 9/19/2007
Player had 5 saves in consecutive games .....	Ben Alexander
.....	vs. Winthrop (5), 9/9/2022 and at UNCW (5), 9/13/2022
Recorded consecutive shutouts .....	at Mercer, 10/9/2020 (W, 1-0)
.....	and vs. Belmont Abbey, 10/24/2020 (W, 5-0)
Was shut out in consecutive games .....	at Kentucky, 10/23/2021 (T, 0-0)
.....	at Marshall, 10/30/2021 (L, 0-4)
Had 10-14 saves .....	10, at Duke, 9/19/2007
Had 0 Saves and Won .....	vs. Georgia State, 9/30/2014

### POINTS

Player had goal and an assist .....	Parker League, vs. Winthrop, 9/9/2022
Player had 2 goals and an assist .....	Jeffrey Torda, at UAB, 11/3/2013
Player had a goal and 2 assists .....	Adam Luckhurst, vs. Winthrop, 9/9/2022
Player had a goal and 3 assists .....	Josh Alcala, at East Carolina, 10/2/2005
Player had 5 points .....	Jeffrey Torda, at UAB, 11/3/2013
Opponent had ≥ 5 points .....	Pedro Dolabella (5), at Marshall, 10/30/2021
Player had 6 points .....	Andrew Halloran, vs. Winthrop, 2/14/2021
Had 10-14 points .....	13, vs. Winthrop, 9/9/2022
Had 15-19 points .....	16, vs. UAB, 4/3/2021

### ASSISTS

Player had 2 assists .....	Peter Clement, vs. Queens, 9/20/2022
Player had 3 assists .....	Kurtis Turner, vs. High Point, 9/6/2013
Player had ≥ 4 assists .....	4, Rob Smith, vs. North Carolina, 10/14/1994
Player had an assist in consecutive games .....	Peter Clement
.....	at FIU, 4/10/2021 and vs. Kentucky, 4/17/2021
Player had an assist in three straight games .....	Peter Clement
.....	vs. UAB, 4/3/2021, at FIU, 4/10/2021, and vs. Kentucky, 4/17/2021
Had 3 assists .....	vs. Queens, 9/20/2022
Had 4 assists .....	vs. UAB, 4/3/2021
Had 5 assists .....	vs. Centenary, 9/5/2006
Had 6 assists .....	vs. Winthrop, 8/29/2021

### TOURNAMENTS

Was in the Conference Tournament .....	2019
Was in the Conference Tournament 2+ straight years .....	(5) 2013-17
Missed the Conference Tournament 2+ straight years .....	2020-21
Won a Conference Tournament match .....	W, 1-0, New Mexico, 11/11/2015
Was in the Conference Tournament Championship .....	2014
Won the Conference Tournament .....	W, 1-0 (2OT), Tulsa, 11/14/2010
Was in the NCAA Tournament .....	2016
Was in the NCAA Tournament 2+ straight years .....	(2) 2015-16
Was in the NCAA Tournament 3+ straight years .....	(3) 2000-02
Was in the NCAA Tournament 4+ straight years .....	(4) 1992-95
Was in the NCAA Tournament 5+ straight years .....	(6) 1985-90
Missed the NCAA Tournament 2+ straight years .....	(2) 2017-18
Missed the NCAA Tournament 3+ straight years .....	(3) 2012-14
Missed the NCAA Tournament 5+ straight years .....	(5) 2017-present
Won an NCAA Tournament match .....	W, 1-0, Mercer (11/17/16)
Won 2+ NCAA Tournament matches .....	(4) 1993
Won 3+ NCAA Tournament matches .....	(4) 1993
Won 4+ NCAA Tournament matches .....	(4) 1993
Played for a National Championship .....	L, 2-0, Virginia, 12/5/1993

### AWARDS/HONORS

Had a defender named All-American .....	Greg Reece (2005)
Had a midfielder named All-American .....	Clint Mathis (1997)
Had a keeper named All-American .....	Brad Guzan (2004)
Had a forward named All-American .....	Chris Faklaris (1993)
Had a forward named Freshmen All-American .....	Mikkel Knudsen (2014)
Had a keeper named Freshmen All-American .....	Jimmy Maurer (2007)
Had a midfielder named Freshmen All-American .....	Jeff Scannella (2006)
Had a defender named Freshmen All-American .....	Mark Wiltse (2006)
Had a player named All-Region .....	Luca Mayr (2017)
Had coach named All-Region .....	Mark Berson (1995)
Had a player named Academic All-America .....	Danny Deakin (2016)
Conference MVP .....	Blake Brettschneider (2010)
Conference Offensive POY .....	Blake Brettschneider (2010)
Conference Defensive POY .....	Greg Reece (2005)
Conference Forward of the Year .....	Mikkel Knudsen (2013)
Conference Newcomer .....	Tylder Ruthven (2007)
Conference Golden Boot .....	Mikkel Knudsen (2014)
Conference Coach of the Year .....	Mark Berson (2011)
Conference Offensive POW .....	Logan Frost (10/12/2021)
Conference Defensive POW .....	William Pyle (11/6/2017)
Conference All-Tournament Team .....	Torgeir Nyboe & Kurtis Turner (2015)
National Player of the Week .....	Marco Velez (9/9/2014)

## EUGENE E. STONE III STADIUM - ESTABLISHED IN 1996

Before Stone Stadium became part of the Gamecock Athletics' landscape, the South Carolina men's soccer team played on the same site, affectionately referred to as "The Graveyard" for the first 18 years of the site's existence.

Bleachers lined the east side of the field, with a seating capacity of 2,000 listed throughout its time. However, many times crowds well over that came to watch the Gamecocks play, including over 6,000 for the 1990 matchup against Clemson.

"The Graveyard" stood as the place where opponents dreams of a road win died, as South Carolina captured 84 percent of the contests played on the site (177-30-9) in 18 years. Twice, the homefield advantage launched a Mark Berson-led Gamecock team to the NCAA College Cup in 1988 and 1993.

Built in time for the fall of 1996, Eugene E. Stone III Stadium marked a new era in Gamecock Soccer history. Holding 5,000 fans, the concrete stands gave new amenities not previously seen at The Graveyard. The facility accommodates both the men and women during the season.

The stadium began with a \$1 million gift from Eugene E. Stone III and his family. Stone, a 1930 graduate of South Carolina, owned Stone Manufacturing Co., Inc., which was the parent company of Umbro International, the largest provider of soccer apparel in the 1990s in USA. The Stones also made the same gift to Furman, where the Paladins' stadium also bears Stone's name.

Improvements have continued over the years, including the addition of chairback seats from Sarge Frye Field and a scoreboard in 2008, modernizing part of the stadium. New sod brought about a new look to the facility in 2009, leveling the field and giving it a much better look. Graphics also sprung up under the stands and on the stadium facing during that renovation.

In 2016 the Gamecock Soccer Complex was completed. The 11,000-square-foot facility houses individual team locker rooms, lounges and study rooms, athletic training therapy tubs, a 3,000-square-foot weight room, a cleat room and a film room.

In 2022, Stone Stadium recieved several upgrades including a new video board, LED lights, and a new press box paint design. The 19x32 foot state-of-the-art Boling Family Video Board serves a dual purpose, also functioning as the stadium scoreboard. The new LED lighting system contains 114 Ephesus LumaSport 8 fixtures. The system allows for program-mable lighting styles to provide fans with specific pre-game, in-game, and post-game light shows.

### ALL-TIME FACILITY RECORDS

**Overall Record:** 335-112-34

#### MATCH RECORDS

**Most Goals:** 13 vs. Coastal Carolina (9/26/79)

**Fewest Goals:** 0, 53 times

**Most Opponent Goals:** 5 by Connecticut (9/14/79); by North Carolina (10/14/94); by FIU (10/14/18)

**Fewest Opponent Goals:** 0, 168 times

**Largest Margin of Victory:** 12-0 vs. Presbyterian (9/18/78)

#### SEASON RECORDS

**Most Matches:** 15 (1988, 1989)

**Most Wins:** 13 (1985, 1988, 1989)

**Most Losses:** 6 (2014 and 2018)

**Most Ties:** 3 (2008)

**Most Consecutive Wins:** 13 (1985)

**Most Consecutive Losses:** 4 (2012, 2014)

**Longest Unbeaten Streak:** 13 (1985)

**Highest Won-Loss Pct:** .955 (10-0-1, 1993)

**Lowest Won-Loss Pct.:** .400 (3-5-2, 2012)

**Most Goals:** 51 (1997, 11 matches)

**Fewest Goals:** 12 (2000, 12 matches; 2009, 9 matches)

**Most Opponent Goals:** 20 (1992, 2021)

**Fewest Opponent Goals:** 4 (1987, 12 matches)

**Most Shutouts:** 10 (1985, 14 matches)

**Most Opp. Shutouts:** 4 (2018, 11 matches)

#### CAREER RECORDS

**Most Consecutive Wins:** 13 (9/1/1985-12/1/1985)

**Most Consecutive Losses:** 4 (10/4-25/2014 & 10/10-24/2012)

**Longest Unbeaten Streak:** 15 (10/17/1984-12/1/1985)

**Longest Winless Streak:** 4 (10/4-25/2014, 10/10-24/2012 & 9/18-10/2/1983)



### TOP 10 CROWDS AT STONE STADIUM

Rank	Opponent	Attn.	Date	Score	WLT
1	Clemson	6,892	8/26/16	1-2	L
2	Clemson	6,157	9/3/10	2-0	W
3	Clemson	6,102	8/29/08	2-0	W
4	UCLA!	5,750	9/6/98	2-1	W
5	<b>Clemson</b>	<b>5,449</b>	<b>9/2/22</b>	<b>0-1</b>	<b>L</b>
6	Belmont	5,415	8/29/14	1-0 (2OT)	W
7	USC Upstate	5,048	8/25/17	2-1	W
8	Clemson	5,027	10/8/00	0-0 (OT)	T
9	Clemson	5,021	10/11/99	0-1	L
10	Clemson	5,009	8/25/06	3-4	L

! Providence Kickoff Classic

### TOP 10 CROWDS AT THE GRAVEYARD

Rank	Opponent	Attn.	Date	Score	WLT
1	Clemson	6,025	10/14/90	1-3	L
2	Clemson	5,900	10/9/88	2-1	W
3	UCLA@	5,718	11/4/89	3-2 (OT)	W
4	Indiana@	5,600	11/6/88	1-1	T
5	Clemson	5,385	11/1/92	2-0	W
6	Akron@	5,351	11/5/89	1-0	W
7	Indiana@	4,953	10/28/90	2-1	W
8	Boston@	4,500	11/8/87	1-0	W
	American#	4,500	12/1/85	0-2	L
10	Clemson	4,400	10/12/86	4-3 (OT)	W

@ MetLife Classic; # NCAA Tournament Quarterfinal

### MILESTONE MATCHES

#### AT THE GRAVEYARD/STONE STADIUM

1st Match/Win: Presbyterian (9/18/78), 12-0 W  
50th Match: Georgia State (11/7/82), 4-2 W  
50th Win: Western Carolina (9/1/84), 11-1 W  
100th Match: Charleston Southern (11/5/86), 10-0 W  
100th Win: Clemson (10/9/88), 2-1 W  
150th Match: Clemson (10/14/90), 1-3 L  
150th Win: Erskine (9/22/93), 6-1 W  
200th Match: Georgia State (11/2/94), 6-0 W  
200th Win: North Carolina (11/8/98), 2-1 W (OT)  
250th Match: The Citadel (9/1/99), 8-2 W  
300th Match: Portland (9/10/04), 3-2 W  
250th Win: UCF (10/21/06), 2-1 W  
300th Win Georgia State (9/24/16), 3-1 W  
350th Match: Wake Forest (10/20/09), 0-3 L  
400th Match: NC State (10/21/14), 1-2 L (OT)  
450th Match: Old Dominion (10/5/19), 1-2 L

#### NCAA TOURNAMENT RECORDS

**Record:** 12-10-1 (.543)

**Most Goals:** 6 vs. Air Force (11/28/93)

**Most Opponent Goals:** 3 - Three times; MR - Michigan (11/28/10)

**Fewest Goals:** 0 - Six times; MR - Duke (11/26/00)

**Fewest Opponent Goals:** 0 - Eight times; MR - Mercer (11/17/16)



## SOUTH CAROLINA NATIONAL TEAM STATS

Statistic	National Rank	Conference Rank	Value	National Leader	Value	Conference Leader	Value
Assists Per Game (203 ranked)	47	2	1.88	Charlotte	5.00	Marshall	3.17
Corner Kicks Per Game (203 ranked)	61	3	5.62	Creighton	9.14	Marshall	6.67
Fouls Per Game (203 ranked)	174	9	14.12	UCF	7.20	Old Dominion	8.29
Goal Differential (203 ranked)	92	5	1	Charlotte	29	Marshall	13
Penalty Kicks (108 ranked)	108	5	0.000	78 teams tied	1.000	Coastal Carolina James Madison Marshall	1.000 1.000 1.000
Points Per Game (202 ranked)	66	5	5.12	Charlotte	13.86	Marshall	9.17
Red Cards (35 ranked)	35	3	1	Fla. Atlantic Hartford	4 4	Georgia St.	3
Save Pct (203 ranked)	95	5	0.721	Syracuse	0.926	Georgia St.	0.867
Saves Per Game (203 ranked)	70	3	3.88	Bryant	7.71	Old Dominion	4.29
Scoring Offense (202 ranked)	69	5	1.62	Charlotte	4.43	Marshall	3.00
Shot Accuracy (203 ranked)	124	5	0.407	William & Mary	0.639	Old Dominion	0.463
Shots Per Game (203 ranked)	48	3	13.50	Dayton	28.17	Marshall	17.00
Shots on Goal Per Game (203 ranked)	74	3	5.50	Dayton	11.17	Marshall	7.67
Shutout Percentage (170 ranked)	164	9	0.125	Syracuse	0.750	Georgia St. Kentucky Old Dominion	0.429 0.429 0.429
Team Goals Against Average (203 ranked)	113	6	1.500	Syracuse	0.250	Georgia St.	0.571
Total Assists (201 ranked)	34	2	15	Charlotte	35	Marshall	19
Total Goals (202 ranked)	50	4	13	Charlotte	31	Marshall	18
Total Points (202 ranked)	46	3	41	Charlotte	97	Marshall	55
Won-Lost-Tied Percentage (200 ranked)	91	5	0.562	Charlotte Wake Forest	1.000 1.000	Georgia St.	0.929
Yellow Cards (202 ranked)	67	3	16	NJIT	29	James Madison	23

## SOUTH CAROLINA NATIONAL INDIVIDUAL STATS

Statistic	Player	National Rank	Conference Rank	Value	National Leader	Value	Conference Leader	Value
Assists Per Game (131 ranked)					Nathan Simeon, San Francisco	1.14	Adam Aoumaich, Marshall	1.00
Game-Winning Goals (8 ranked)	Adam Luckhurst	8	1	2	7 players tied	3	4 players tied	2
Goalie Minutes Played (144 ranked)	Ben Alexander	3	1	720:00	Jason Dubrovich, San Diego	810:00	Ben Alexander, South Carolina	720:00
Goals Against Average (146 ranked)	Ben Alexander	115	6	1.500	Joseph Andema, Clemson	0.000	Gunther Rankenburg, Georgia St.	0.440
Goals Per Game (120 ranked)					Matthew Bell, Marshall Nacho Diaz, Evansville	1.17 1.17	Matthew Bell, Marshall	1.17
Penalty Kicks (149 ranked)					133 players tied	1.000	4 players tied	1.000
Points Per Game (149 ranked)					Nacho Diaz, Evansville	2.50	Matthew Bell, Marshall	2.33
Red Cards (2 ranked)	Laurits Lillemose	2	1	1	Ryan Wallace, Columbia	2	9 players tied	1
Save Pct (150 ranked)	Ben Alexander	96	5	0.714	Joseph Andema, Clemson	1.000	Gunther Rankenburg, Georgia St.	0.889
Saves Per Game (150 ranked)	Ben Alexander	64	3	3.75	Luca Marinelli, Bryant	7.20	Michael Statham, Old Dominion	4.14
Shot Accuracy (146 ranked)					David Bercedo, Quinnipiac Brandon Morales, Cornell Ousmane Sylla, Clemson	0.750 0.750 0.750	Matthew Bell, Marshall Eythor Bjorgolfsson, Kentucky	0.667 0.667
Shots Per Game (142 ranked)					Taylor Calheira, UMBC	5.43	Matthew Bell, Marshall	3.50
Shots on Goal Per Game (145 ranked)					Taylor Calheira, UMBC	2.57	Matthew Bell, Marshall	2.33
Shutouts (49 ranked)					4 players tied	5	Gunther Rankenburg, Georgia St. Michael Statham, Old Dominion	3 3
Total Assists (74 ranked)					Nathan Simeon, San Francisco	8	Adam Aoumaich, Marshall	6
Total Goals (90 ranked)	Adam Luckhurst	90	6	3	Sebastian Cruz, Cal St. Fullerton Ilijah Paul, Washington	8 8	Matthew Bell, Marshall	7
Total Points (145 ranked)	Adam Luckhurst	101	8	8	Sebastian Cruz, Cal St. Fullerton	20	Matthew Bell, Marshall	14
Total Saves (145 ranked)	Ben Alexander	20	1	30	Rotem Fadida, Hartford Ethan Russell, Mount St. Mary's	45 45	Ben Alexander, South Carolina	30
Yellow Cards (172 ranked)	William Nilsson Laurits Lillemose Adam Luckhurst	10 172 172	1 11 11	4 2 2	9 players tied	5	Luis Grassow, Kentucky William Nilsson, South Carolina Milo Yosef, Marshall	4 4 4



**2022-23 South Carolina Men's Soccer**  
**Overall Team Statistics**  
**All games**

Page 1/1  
as of Sep 21, 2022

**Game Records**

Overall	Conference	Home	Away	Neutral
4 - 3 - 1	0 - 0 - 0	4 - 1 - 0	0 - 1 - 1	0 - 1 - 0

**Team statistics**

	USC	OPP
<b>SHOT STATISTICS</b>		
Goals-Shot attempts	13-108	12-90
Goals scored per game	1.63	1.5
Shot pct.	.120	.133
Shots on goal-Attempts	44-108	43-90
SOG pct.	.407	.478
Shots/Game	13.5	11.3
Assists	15	11
<b>GOAL BREAKDOWN</b>		
Total Goals	13	12
Penalty	0	1
Unassisted	-	-
Overtime	0	0
Goals scored average	1.63	1.5
<b>CORNER KICKS</b>	45	50
<b>PENALTY KICKS</b>	0-0	1-1
<b>OFFSIDES</b>	16	16
<b>PENALTIES</b>		
Fouls	113	64
Yellow cards	16	17
Red cards	1	1
<b>ATTENDANCE</b>		
Total	16765	2557
Dates/Avg Per Date	5/3353	2/1279
Neutral Site #/Avg	1/61	-

**Goals by Periods**

Team	1st	2nd	OT1	OT2	TOTAL
USC	8	5	0	0	13
Opponents	4	8	0	0	12

**Corners by Periods**

Team	1st	2nd	OT1	OT2	TOTAL
USC	16	29	0	0	45
Opponents	23	27	0	0	50

**Shots by Periods**

Team	1st	2nd	OT1	OT2	TOTAL
USC	52	56	0	0	108
Opponents	39	51	0	0	90

**Fouls by Periods**

Team	1st	2nd	OT1	OT2	TOTAL
USC	59	54	0	0	113
Opponents	29	35	0	0	64

**Saves by Periods**

Team	1st	2nd	OT1	OT2	TOTAL
USC	13	18	0	0	31
Opponents	18	13	0	0	31

**Offsides by Periods**

Team	1st	2nd	OT1	OT2	TOTAL
USC	11	5	0	0	16
Opponents	5	11	0	0	16





**2022-23 South Carolina Men's Soccer  
Individual Statistics  
All games**

Page 1/2  
as of Sep 21, 2022

**Game Records**

Overall	Conference	Home	Away	Neutral
4 - 3 - 1	0 - 0 - 0	4 - 1 - 0	0 - 1 - 1	0 - 1 - 0

**Team Box Score**

No.	Player	GP-GS	MIN	G	A	PTS	SH	SH%	SOG	SOG%	YC	RC	GWG	PK-ATT	FG	OT	HAT	GTG	FOUL
26	Luckhurst, Adam	8-3	349	3	2	8	15	.200	7	.467	2	0	2	0-0	0	0	0	0	8
17	Frost, Logan	8-3	378	2	2	6	9	.222	4	.444	1	0	1	0-0	0	0	0	0	6
22	League, Parker	8-8	644	1	1	3	12	.083	4	.333	0	0	0	0-0	0	0	0	0	2
29	Colodny, Micah	8-2	291	1	1	3	4	.250	1	.250	1	0	0	0-0	0	0	0	0	6
3	Crain, Will	8-8	637	1	1	3	3	.333	2	.667	1	0	0	0-0	0	0	0	0	6
16	Bruletti, Cristiano	8-5	479	1	1	3	3	.333	1	.333	1	0	1	0-0	1	0	0	0	6
4	Saint Juste, Junior	8-8	637	1	1	3	3	.333	2	.667	1	0	0	0-0	1	0	0	0	10
23	Myring, Harrison	8-5	326	1	0	2	10	.100	4	.400	0	0	0	0-0	0	0	0	1	3
12	Banahan, Brian	4-3	122	1	0	2	8	.125	3	.375	0	0	0	0-0	0	0	0	0	1
7	Griffith, Bryce	8-3	283	1	0	2	5	.200	3	.600	0	0	0	0-0	0	0	0	0	6
11	Perez, Rocky	8-8	554	0	2	2	10	.000	3	.300	1	0	0	0-0	0	0	0	0	19
10	Clement, Peter	6-6	347	0	2	2	6	.000	1	.167	1	0	0	0-0	0	0	0	0	7
20	Eskay, John	7-0	175	0	1	1	7	.000	5	.714	0	0	0	0-0	0	0	0	0	3
6	Lillemoose, Laurits	7-6	473	0	1	1	1	.000	0	.000	2	1	0	0-0	0	0	0	0	10
9	Salami, Damola	8-2	260	0	0	0	6	.000	3	.500	0	0	0	0-0	0	0	0	0	2
5	Nilsson, William	8-8	655	0	0	0	3	.000	1	.333	4	0	0	0-0	0	0	0	0	7
2	Ramsay-Kelly, Jaiden	4-0	117	0	0	0	1	.000	0	.000	1	0	0	0-0	0	0	0	0	1
21	Belenardo, Joey	2-0	14	0	0	0	1	.000	0	.000	0	0	0	0-0	0	0	0	0	0
13	Hitzeman, Logan	7-2	246	0	0	0	1	.000	0	.000	0	0	0	0-0	0	0	0	0	6
19	Udeh, Kosi	3-0	29	0	0	0	0	.000	0	.000	0	0	0	0-0	0	0	0	0	0
15	Weigand, Henry	4-0	95	0	0	0	0	.000	0	.000	0	0	0	0-0	0	0	0	0	0
25	Bailey, Conner	6-0	78	0	0	0	0	.000	0	.000	0	0	0	0-0	0	0	0	0	4
1	Alexander, Ben	8-8	720	0	0	0	0	.000	0	.000	0	0	0	0-0	0	0	0	0	0
<b>Total</b>		<b>8</b>	<b>-</b>	<b>13</b>	<b>15</b>	<b>41</b>	<b>108</b>	<b>.120</b>	<b>44</b>	<b>.407</b>	<b>16</b>	<b>1</b>	<b>-</b>	<b>0-0</b>	<b>2</b>	<b>0</b>	<b>0</b>	<b>-</b>	<b>113</b>
<b>Opponents</b>		<b>8</b>	<b>-</b>	<b>12</b>	<b>11</b>	<b>35</b>	<b>90</b>	<b>.133</b>	<b>43</b>	<b>.478</b>	<b>17</b>	<b>1</b>	<b>-</b>	<b>1-1</b>	<b>6</b>	<b>0</b>	<b>0</b>	<b>-</b>	<b>64</b>

No.	Goalie	GP-GS	Goal Average			Saves		Record			
			MINS	GA	GAAVG	SAVES	PCT	W	L	T	SHO/CBO
1	Alexander, Ben	8-8	720:00	12	1.50	30	.714	4	3	1	1/0
TM	TEAM	-	00:00	0	0.00	1	1.000	0	0	0	0/0
<b>Total</b>		<b>8</b>	<b>720:00</b>	<b>12</b>	<b>1.50</b>	<b>31</b>	<b>.721</b>	<b>4</b>	<b>3</b>	<b>1</b>	<b>1</b>
<b>Opponents</b>		<b>8</b>	<b>720:00</b>	<b>13</b>	<b>1.63</b>	<b>31</b>	<b>.705</b>	<b>3</b>	<b>4</b>	<b>1</b>	<b>2</b>

**Goals by Periods**

Team	1st	2nd	OT1	OT2	TOTAL
USC	8	5	0	0	13
Opponents	4	8	0	0	12

**Corners by Periods**

Team	1st	2nd	OT1	OT2	TOTAL
USC	16	29	0	0	45
Opponents	23	27	0	0	50

**Shots by Periods**

Team	1st	2nd	OT1	OT2	TOTAL
USC	52	56	0	0	108
Opponents	39	51	0	0	90

**Fouls by Periods**

Team	1st	2nd	OT1	OT2	TOTAL
USC	59	54	0	0	113
Opponents	29	35	0	0	64

## 2022 SOUTH CAROLINA TV IDENTIFICATION ROSTER



**Ben Alexander**  
#1 - Freshman



**Jaiden Ramsay-Kelly**  
#2 - Junior



**Will Crain**  
#3 - R-Senior



**Junior Saint Juste**  
#4 - Freshman



**William Nilsson**  
#5 - Freshman



**Laurits Lillemose**  
#6 - Senior



**Bryce Griffith**  
#7 - Freshman



**Ethan Dekel Daks**  
#8 - Freshman



**Damola Salami**  
#9 - Freshman



**Peter Clement**  
#10 - Junior



**Rocky Perez**  
#11 - Freshman



**Brian Banahan**  
#12 - Senior



**Logan Hitzeman**  
#13 - Senior



**Henry Weigand**  
#15 - Senior



**Cristiano Bruletti**  
#16 - Freshman



**Logan Frost**  
#17 - Senior



**Kosi Udeh**  
#19 - Freshman



**John Eskay**  
#20 - R-Senior



**Joey Belenardo**  
#21 - Freshman



**Parker League**  
#22 - Senior



**Harrison Myring**  
#23 - Sophomore



**Matt Bender**  
#24 - Freshman




**Conner Bailey**  
#25 - Sophomore



**Adam Luckhurst**  
#26 - Junior



**Tristan Himes**  
#27 - Sophomore




**Alex McDonald**  
#28 - R-Junior



**Micah Colodny**  
#29 - Freshman



**Tony Annan**  
Head Coach  
(2nd season)



**Alec Purdie**  
Assistant Coach



**Tam McGowan**  
Assistant Coach



**Will Lukowski**  
Vol. Assistant Coach