



2022
SOUTH CAROLINA MEN'S SOCCER
HISTORY & RECORDS



ALL-TIME LETTERWINNERS

A

Addai, Jeff 2014
Aguirre, Inaki 2016
Akinsete, Ayo 2003-04-05-06
Alcala, Josh 2002-03-04-05
Allison, Doug 1984-85-86-87
Anatol, Mark 1994-95-96-97
Anderson, Stephen 2011-12-13
Arambula, Ryan 2012-13-14-15
Arndt, Charles 1985-86-87-88
Arnthorsson, Arni 1984-85-86-87
Arthur, Sam 2007-08-09-10

B

Bachmeyer, Mike 1999-00-01-02
Bahri, Andre 2010-11
Baladez, Bradlee 2010-11-12
Balasco, Alex 1998-99-00
Ballard, Jay 1981
Baltzegar, Marty 1984-85-86-87
Banahan, Brian 2019-20-21
Barber, Ryan 2000-01
Bartel, Dylan 2019
Bauer, Justin 2019-20
Baumhoff, Billy 1991-92-93-94
Bebout, Elijah 2018-19-20
Beebe, Robert 2012-13-14
Belanger, Stephen 2021
Benson, Vance 2008-09-10-11
Berra, Tim 1981-82-83-84
Berson, Luke 2009-10
Binding, Adam 1988-89-90-91
Bilichuk, Ryan 2019-20-21
Berke Christenson, Alexander 2017-18-19
Bjorgvinsson, Helgi 1991-92-93
Blakeney, Aaron 1983
Bradley, Justis 2014-15
Brady, Nick 2019-2020
Brettschneider, Blake 2007-08-09-10
Brisson, Clark 1987-88-89-90
Brown, Scott 1983-84-85-86
Buhovac, Frano 2018-19
Burnett, Ive 2013-14-15-16
Burr, David 1979-80-81-82
Burstein, Mario 2006-07-08-09

C

Campagna, Scott 1996-97-98-99
Carlin, Hamilton 2013-14
Cates, Danny 2008-09-10-11
Cavanaugh, Jacob 2001
Chapman, Jason 2010-11-12-13
Chappell, Laban 1994-95-96-97
Charest, Rob 2005-06
Clifford, Billy 1992-93-94-95
Clement, Peter 2020-21
Coggins, Andrew 1988-89-90-91
Conkle, Joel 1998
Conte, Larry 1980
Cook, Scott 1985-86-87
Coombs, Gavin 1985-86-87-88
Cooney, Chip 1981-82-83-84
Corfield, David 1983-84
Corley, Chandler 2015-16-17
Corning, Josh 2018-19-20-21
Cosse, Athan 2020-21
Crosby, Chris 1989-90-91-92

Cummings, Jack 2000-01-02-03

D

Daley, Ryan 2000-01
Danesi, Reynold 1978
Davidson, Ben 2015-16
Davidson, Snoopy 2011-12
Davis, Andrew 2013
Dawsey, Smith 2017-18
Deakin, Danny 2015-16
Dent, Eli 2013-14
Desriac, JC 2002
Deter, Ryan 2002-03-04-05
Devine, Mike 1979-80-81-82
Dom, Pat 1982
Duitsman, Peter 1990-92-93
Dunshee, Roy 1979-80-81-82
Durkin, Gary 1980
Duzan, Chris 2011-12-13

E

Eads, Wesley 2012-13-14-15
Eggert, Jon 2003
Ellingstad, Trygve 2015-16-17
Ericson, Peyton 2015-16-17-18
Eriksen, Kim 1997-98
Erramouspe, Matt 1987
Everett, John 1981

F

Faklaris, Chris 1991-92-93-94
Ferguson, Andy 1989-90-91
Fischer, Ray 2001
Flynn, Paddy 2006-07
Foley, Chris 1986-87-88-89
Forko, Willis 2002
Foster, Trey 2007
Fouch, Thomas 1978-79
Franklin, Kyle 2005
Freiburger, Ryan 2012-13-14
Frost, Logan 2019-20-21
Fuchs, Ed 1978-79-80

G

Gettys, William 1991
Gibson, Campbell 2017
Gill, Trey 2013
Gilligan, Ben 2017-18
Giles, Tavien 2020
Glowienka, Tim 1999-00-01-02
Goggins, Dan 1982-83-84-85
Golan, David 1984-85-88
Goodchild, David 1979-80-81-82
Goodwin, Ryan 2010
Gosselin, Mike 1987-88-89-90
Graeber, Jeremy 1990
Graff, Shane 1991
Grayson, Reid 2014
Gregg, Wonil 1980-81
Gross, Jeff 2005-06-07
Grotzke, Nathan 1995
Gudjonsson, Bjorn 2015-16-18

Gudjonsson, Jonas 1988-89-90-91
Guido, Nick 2018
Gulden, Jared 2017-18-19-20-21
Gurrieri, Kyle 2018-19-20-21
Gustavson, Mike 2005-06
Guthrie, Grant 2003
Guzan, Brad 2003-04

H

Haiduk, Matt 1989-91-92-93
Halloran, Andrew 2018-19-20-21
Hammontree, John 1987-88
Harmon, Mike 1998
Harr, John 1997-98-99
Harriford, Ward 1990-91
Hartman, Craig 1987-88
Hawkes, Eric 1979-80-81-82
Hawkins, Kevan 2005-06-07-08
Heath, Thom 1978
Heffron, Chris 1991
Heidelberger, Chris 1979-80-81-82
Heilich, Jake 1979-80
Heilich, Jim 1978-79
Hency, Bill 1983-84-85-86
Henderson, Scott 1986-87-88-89
Herron, Chris 1999-00-01
Hilliard, Thomas 2002-03
Himes, Tristan 2021
Hislop, Makan 2003-04-05-06
Hitzeman, Logan 2019-20-21
Hogge, Lee 2015-16
Hosea, Corby 1986
House, Jo Jo 1990-91-92-93
Howayeck, Hunter 2010
Hreinsson, Benedikt 1984-85
Hubbard, Trevor 2010-11-12
Hutchinson, Joey 2013-14-15

I

In 'T Ven, Kay 2017

J

Johnson, Dane 2002
Johnson, Drew 2018-19
Jonsson, Arnar 1987-88-89
Jordan, Zac 2000-01

K

Kaba, Mahamoudou 2011-12-13-14
Kahl, Steven 1993-94
Kell, Mike 1980-82-83-84
King, Greg 1991-92-93-94
King, Matt 2005-06-07
Kivinen, Niklas 2011-12
Kirshe, Scott 1981
Knudsen, Mikkell 2014
Kopay, Justin 2020-21
Kozak, Mike 1999-00
Kramer, Art 1980

L

L'Amoreaux, Devin 2012-13-14-15
Landman, Matt 1997-98
Langston, Wattie 1978-79
Larsson, Kristinn 1994-95-96
Layden, Pat 1978-79
League, Parker 2019-20-21
Leeper, Keith 1984-85-86
Leeton, Ryan 2003-04-05-06
Lewis, Cory 2006-07
Lewis, Spencer 2005-06-07-08
Lindholm, Sebastian 2004
Lindsay, Mike 2007-08-09-10
Link, Ben 2002-03
Lipka, Warren 1982-83-84-85
Lloyd, Marc 1990-91
Lockwood, Chris 1997-98-99-00
Loeber, Kenny 1988
Loeber, Tommy 1986-88-89-90
Lohner, Hans 1989-90-91-92
Long, Alex 2010-11-12
Lopez, Edward 1995-96
Love, Jeff 1987-88-89-90
Lowder, Bryan 2007-08-09
Lueders, Spencer 1988-89-90-91
Lunceford, Emmett 2011
Lusch, John 1981-82
Lynch, Daniel 2010-11

M

MacVane, David 2008
Mahmood, Sam 2012
Mallion, Spencer 2020-21
Mangotic, Mike 2010-11-12
Maroulis, George 1985
Marshall, Cedric 1991-92-93-94
Martinez, Eric 2009-10-11-12
Masur, Dave 1980
Mathis, Clint 1994-95-96-97
Matthews, Jordan 2020-21
Maurer, Jimmy 2007-08-09-10
Mayr, Luca 2016-17-18-19
McCall, Tony 1983
McDonald, Alex 2020-21
McGinnis, Will 2011-12
McManis, Matt 2015-16
McMullan, Billy 1985-86-87-88
Menhart, Mike 1980-81-82-83
Meschter, Spencer 2016-17
Mihalek, Jan 1985
Mihm, Patrick 1986-87-88-89
Millard, Koty 2013-14-15-16
Miller, Thad 1987-88
Mills, John 1993-94-95-96
Minges, David 2000
Moffatt, Rene 2000
Monheimer, Tucker 2017-18-19



Monteverdi, Tom 1994-95
 Moon, J.D. 2004-05-06-07
 Moore, Dave 2000-01-02
 Moore, Nelson 2003
 Morrissey, Stephen 2008-09-10-11
 Morgan, Matt 2017
 Morman, Chris 1996-97-98-99
 Mousaw, Mike 1978-79-80-81
 Muehlheausler, Ed 1978-79
 Murphy, Brian 1983-84
 Murphy, John 1979-80
 Myers, Mitchell 2017-18
 Myllenberg, Jonas 1997-98
 Myring, Harrison 2021

N

Nagy, Lorenzo 2020-21
 Nicholson, J.C. 1993-94-95-96
 Niles, Ben 1983-84
 Nitardy, John 1978-79-80-81
 Norman, Roger 1980-81-82-83
 Norton, Tom 1980-81-82-84
 Nyboe, Torgeir 2015-16

O

O'Brien, Aidan 2017-18
 O'Connor, Bob 1981
 O'Connor, Jack 2020-21
 O'Dell, Evan 2007-08-09-10
 O'Neill, Ryan 1996-97-98-99
 Outhwaite, Kes 1994-96

P

Pace, Ralph 2005-06
 Pait, Robbie 1994-95-96-97
 Paracat, Ramon 2004-05-06-07
 Parris, Antoine 2010
 Perry, Rodney 1999
 Pfaeffle, Chris 1981-82
 Pfau, Chris 1985
 Pier, Steve 1992-93
 Pope, Grenville 1985-86-87-88
 Posnanski, Jamie 1991-92-93-94
 Potter, Dan 1978-79
 Power, Ross 2011
 Presing, Steve 1982-83-84-85
 Prosser, Chuck 1993-94-95-96
 Puffenbarger, Greg 1978
 Pyle, William 2015-16-17

Q

Quinn, Chris 1995-96-97-98
 Quinn, Jordan 1999-00-01-02
 Quildies, Paul 2018-19

R

Rafferty, J.P. 2010-11-12-13
 Ramos, Martin 2014-15

Ratcliff, Danny 1983-84-85-86
 Reardon, Schuyler 2006-07-08-09
 Reece, Greg 2002-03-04-05
 Reilly, Tom 1979-80-81-82
 Rex, Steve 1982
 Rich, Jon 1999-00-01
 Richmond, Chris 1982
 Richter, Josh 1992
 Rieflin, Trent 2012
 Ring, Henry 1997-98-99-00
 Rittershaus, Clay 2014
 Rivera, Janny 2010
 Roby, Mark 2019-20-21
 Roca, Sam 2006-07-08
 Roche, Kenny 1990
 Ronnevig, Anders 1997-98-99
 Root, Chipper 2010-11
 Root, Mark 1984-85-86-88
 Rosenbaum, Andrew 2020-21
 Rosenberg, Jonathan 2000-01
 Rosenberg, Robert 2000-01-02
 Rumble, Tom 1980-81-82-83
 Runager, Kolby 2001
 Ruthven, Tyler 2007-08-09
 Rutten, John 1981-82

S

Sambursky, Michael 2003-04-05-06
 Scannella, Jeff 2006-07-08-09
 Scheving, Sigmar 1992-93-94-95
 Schmiedeke, Joel 1978-79-80
 Schneider, Kevin 1994
 Scott, Brian 1988-89-90-91
 Seidel, Udo 2001-02
 Seidenberg, Phil 1987-88-89-90
 Seiler, Sean 1991
 Smallwood, Jason 1997-98
 Smith, David 2005-06-07-08
 Smith, Jordan 2000-01-02
 Smith, Rob 1991-92-93-94
 Soelberg, Petter 2017-18
 Solano, Mike 1993-94-95-96
 Sonefeld, Jim 1984-85-86-87
 Soto, Tony 1995-96
 Soumah, Sekou 2020-21
 Sprague, Stephen 2004-05
 Stam, Kevin 2009-10-11-12
 Starr, Jamie 1994-95-96-97
 Stephenson, Ben 1997-98-99
 Stephenson, Matt 1997-98-99
 Stewart, Josh 2007-08-09
 Stocking, Ryan 1998-99-00-01
 Stockwell, Paul 1979-80
 Stovall, Anthony 2001-02-03
 Stowers, Scott 1980-81
 Streete, Andre 2015-16-17-18
 Strehmel, Greg 1989-90
 Sukow, Justin 2017-18
 Sundquist, Jukka 1999
 Swentor, Dave 1978
 Szeszycki, Eric 2002-03-04-05

T

Talbert, Jason 1994-95
 Tart, David 1994-95-96-97

Teitsson, Gustaf 1995
 Testo, David 1999-00
 Thompson, Glen 1980-82-83-84
 Thorarinsson, Ragner 1984-85
 Torda, Jeffrey 2012-13-14-15
 Traxler, Dan 2012-13-14
 Traynor, Will 2007-08-09-10
 Tremont, John 1979-80
 Troyer, Braeden 2011-12-13-14
 Tufino, Ruben 1989-90-91-92
 Turin, Paul 1978-79
 Turner, David 1990-91-92-93
 Turner, Kurtis 2013-14-15-16
 Twishime, Innocent 2020-21

U

Upchurch, Daniel 2004-05-06-07
 Urueta, Maceon 2018

V

Vanwinter, Lance 1981-82
 Vaughn, Lawson 2002-03
 Veen Uldal, Julian 2016
 Velez, Marco 2013-14-15-16
 Vigliotti, Raymond 1978-79
 Vitagliano, Anthony 1998-99-00-01

W

Walker, Kevin 2015-16
 Wallander, Christoffer 2016-17
 Walsh, Pat 1986-87-88
 Watkins, Nathan 1995-96-97-98
 Westin, Boo 1978-79-80
 Whetstone, Hans 1996-97-98-99
 Whittington, David 1979
 Wiebusch, Seth 2018-19-20
 Wikstrom, Victor 1980
 Williams, Brennan 2005-06-07-08
 Wilson, Jeff 1993-94-95-96
 Wiltse, Mark 2006-07-08-10
 Winstead, Brian 1978-79
 Winstead, Matt 2007
 Witt, Glenn 1983-84-85
 Wolff, Josh 1995-96-97
 Worthen, Joey 1998-99-00-01
 Wu, Donovan 2019-20-21
 Wurdack, Richard 1978-79
 Wyer, Hunter 2012-13

Y

Yusufoglu, Buenyamin 2019



GAMECOCKS IN THE PROS

The University of South Carolina soccer program continues to prepare its student-athletes for the total experience in college, and for making the next step to the professional soccer world. In 43 years of play the Gamecocks have had over 50 players that were drafted or played in the professional ranks.

With the emergence of Major League Soccer in 1996, Gamecock Rob Smith joined the Columbus Crew. Former Gamecock greats Clint Mathis (New York/New Jersey Metrostars) and Josh Wolff (Chicago Fire/Kansas City Wizards/DC United), soon joined the list of Gamecocks in the MLS. Wolff and Mathis finished second and third, respectively, in the voting for MLS Rookie of the Year in 1998. Henry Ring was the first goalkeeper drafted in the 2000 MLS Super Draft and spent three years with the Chicago Fire. Ring made the MLS All-Star team during a breakout 2004 season. Josh Wolff played for a short time overseas before returning to MLS in 2008.

Brad Guzan was the No. 2 pick, the highest ever for a goalkeeper, in the 2005 MLS SuperDraft. Guzan was a three-year starter for Chivas USA, however, in August of 2008 he made the move to the English Premier League, signing with Aston Villa.

The 2011 senior class saw three drafted in the MLS supplemental draft. Forward Blake Brettschneider, the 2010 C-USA Co-MVP, was drafted and signed to DC United, while goalkeeper Jimmy Maurer was selected by the New York Red Bulls and striker Sam Arthur was chosen by the Chicago Fire. Danny Deakin was the team's latest draft choice in 2017 when he was selected in the third round of the MLS SuperDraft by expansion team Orlando City SC.

Maurer (FC Dallas) and Guzan (Atlanta United) are the two Gamecocks currently still playing in the MLS. Guzan helped lead Atlanta to its first MLS Cup in 2018.

PROFESSIONAL LEAGUE SOCCER

Player (Year)..... Team (League)

Paul Turin ('78).....	St. Louis (MISL)
Ray Viglotti ('79).....	New York (MISL)
Rich Wurdack ('79).....	Denver (MISL)
Brian Winstead ('79).....	New York (MISL)
	New England (NASL)
Tom Fouch ('79).....	Charlotte (ASL)
Ed Fouchs ('79).....	Charlotte (ASL)
Dan Potter ('79).....	New Jersey (ASL)
John Tremont ('80).....	Ft. Lauderdale (NASL)
Art Kramer ('80).....	Oklahoma (ASL)
Viktor Wikstrom ('80).....	Skeid (NORWAY)
David Burr ('82).....	St. Louis (MISL)
David Goodchild ('82).....	Denver (MISL)
Eric Hawkes ('82).....	Baltimore (MISL)
Warren Lipka ('85).....	Fort Wayne (AISA)
Doug Allison ('87).....	Carolina (USISL)
Scott Cook ('87).....	Baltimore (MISL)
Pat Walsh ('88).....	New Jersey (ASL)
Charles Arndt ('89).....	Cleveland (MISL)
Scott Henderson ('89).....	Washington (MISL)
Tommy Loeber ('90).....	San Diego (MISL)
Clark Brisson ('91).....	Canton (NPSL)
Mike Gosselin ('91).....	Canton (NPSL)
Peter Duitsman ('93).....	Chicago (APSL)
Rob Smith ('94).....	Delaware (APSL)
	Columbus (MLS)
Billy Baumhoff ('94).....	Harrisburg (APSL)
	Kansas City (MLS)
Chris Faklaris ('94).....	Atlanta (APSL)
Jamie Posnanski ('94).....	Carolina (USISL)
Billy Clifford ('95).....	New York (APSL)
	Carolina (USISL)
John Mills ('96).....	Charleston (USISL)
Jeff Wilson ('96).....	Richmond (USISL)
Clint Mathis ('98).....	Los Angeles (MLS)
	New York/New Jersey (MLS)
	Hannover 96 (GB)
	Real Salt Lake (MLS)
	Colorado (MLS)
	New York (MLS)
Josh Wolff ('98).....	Chicago (MLS)
	Kansas City (MLS)
	Munich 1860 (GB)
	DC United (MLS)
Nathan Watkins ('99).....	Charlotte (USISL)
Chris Morman ('00).....	Raleigh (USISL)
	Nashville (ASL)
	Harrisburg (NPSL)
	Milwaukee (NASL)
	Harrisburg City (USL-2nd)
Ryan O'Neill ('00).....	Raleigh (USISL)

David Testo ('00).....	Richmond (ASL)
	Columbus (MLS)
	Vancouver (ASL)
	Montreal (ASL)
Henry Ring ('01).....	Chicago (MLS)
Joey Worthen ('02).....	Pittsburgh (ASL)
	Real Salt Lake (MLS)
	Richmond (ASL)
Michael Bachmeyer ('03).....	Pittsburgh (ASL)
Tim Glowienka ('03).....	New York/New Jersey (MLS)
	Pittsburgh (ASL)
David Moore ('03).....	Atlanta (ASL)
Laughton Vaughn ('03).....	Chivas USA (MLS)
	DC United (MLS)
Brad Guzan ('04).....	CD Chivas USA (MLS)
	Aston Villa (EPL)
	Middlesbrough (EPL)
	Atlanta United (MLS)
Josh Alcalá ('05).....	Crystal Palace FC (USL)
Greg Reece ('05).....	Charleston (USL)
Mike Gustavson ('06).....	San Jose (MLS)
Josh Alcalá ('07).....	Crystal Palace FC (USL)
Ralph Pace ('06).....	Richmond (USL)
Mike Sambursky ('06).....	Houston (MLS)
Ayo Akinete ('06).....	Orlando (MISL)
Janny Rivera ('10).....	Atlanta (NASL)
Tyler Ruthven ('10).....	Harrisburg (USL-2nd Division)
	New York Red Bulls (MLS)
	Atlanta (NASL)
	Arizona (USL)
	Atlanta United 2 (USL)
Sam Arthur ('11).....	Chicago (MLS draftee)
Blake Brettschneider ('11).....	DC United (MLS)
	New England (MLS)
	Rochester Rhinos (USL)
Jimmy Maurer ('11).....	New York Red Bulls (MLS draftee)/
	Universidad de Concepcion (Chilean Primera Division)
	New York (NASL)
	FC Dallas (MLS)
Will Traynor ('11).....	Rochester (USL)
Mark Wiltse ('11).....	Charleston (USL-Pro)
Bradlee Baladez ('12).....	Dallas (MLS)
	Ft. Lauderdale (NASL)
	Arizona (USL-Pro)
	North Carolina FC (USL)
	Mesquite Outlaws (MASL)
	Dallas Sidekicks (MASL)
Kevin Stam ('13).....	IFK Stockayrd (Sweden 4)
Jeff Addai ('14).....	Ottawa (NASL)
Robert Beebe ('14).....	Charleston (USL)
Mahamoudou Kaba ('14).....	Wilmington (USL)
Braeden Troyer ('14).....	Richmond (USL)

Asa Kryst ('15).....	Charlotte (USL)
Ryan Arambula ('15).....	Charleston (USL)
Danny Deakin ('16).....	Orlando City SC (MLS)
	Orlando City B (USL)
	Detroit City FC (USL)
	Sheffield (NPL)
	Hallam (NCEFL)
	Rossington Main (NCEFL)
Luca Mayr ('19).....	Tormenta FC (USL)
	SK Vorwärts Steyr (Liga 2)

LEAGUES

- AISA - American Indoor Soccer League
- APSL - American Professional Soccer League
- ASL - American Soccer League
- EPL - English Premier League
- GB - German Bundesliga
- MASL - Major Arena Soccer League
- MISL - Major Indoor Soccer League
- MLS - Major League Soccer
- NASL - North American Soccer League
- NPL - Northern Premier League
- NPSL - National Professional Soccer League
- NCEFL - Northern Counties East Football League
- USISL - United System of Independent Soccer Leagues
- USL - United Soccer League

MLS DRAFT HISTORY

COLLEGE DRAFT

Year	Name	Team	Round
1998	Clint Mathis (M)	Los Angeles Galaxy 1	(6)

SUPERDRAFT

Year	Name	Team	Round
2001	Henry Ring (GK)	Chicago Fire	3
2003	Tim Glowienka (D)	NY/NJ MetroStars	3
2005	Brad Guzan (GK)	CD Chivas USA	1 (2)
2007	Mike Sambursky (F)	Houston Dynamo	3
2017	Danny Deakin (M)	Orlando City SC	3

SUPPLEMENTAL DRAFT

Year	Name	Team	Round
1996	Rob Smith (M)	Columbus Crew	2
1997	Billy Baumhoff (F)	Colorado Rapids	2
1997	Billy Clifford (D)	Columbus Crew	3
2011	Jimmy Maurer (GK)	New York Red Bulls	1 (4)
2011	Blake Brettschneider (F)	DC United	2
2011	Sam Arthur (F)	Chicago Fire	3



GAMECOCKS ON NATIONAL TEAMS

A number of players have played on various United States national teams throughout the years. Coach Mark Berson directed the South team to the gold medal at the U.S. Olympic Festival in Durham, N.C., in 1987 – one year after serving as assistant coach for the South squad. Berson also guided the U.S. Under-18 team to the Granatkin/Leningrad Tournament in 1989 that was held in the Soviet Union. A list of those squads and Carolina players follows:

- U.S. World Cup Team Clint Mathis (2002)
 Josh Wolff (2002, 2006)
 Brad Guzan (2010, 2014)
- U.S. National Team Mike Gosselin (1992)
 Clint Mathis (1998-2006)
 Josh Wolff (2001-2008)
 Brad Guzan (2005-pres.)
- U.S. Olympic Team Rob Smith (1996)
 Josh Wolff (2000)
 Brad Guzan (2008)
- Bolivian National Team Ruben Tufino (1996)
- U.S. National "B" Team Mike Gosselin (1989-90-91)
 Clark Brisson (1992)
 David Turner (1993)
 Clint Mathis (1997)
- U.S. Under-23 Team Billy Clifford (1993-94-95-96),
 Rob Smith (1993-94-95-96)
 Chris Faklaris (1993-96)
 Jamie Posnanski (1996)
 Tony Soto (1996)
 Josh Wolff (1998-00)
- U.S. Under-20 Team Tommy Loeber (1986)
 Chris Faklaris, (1992-93)
 Rob Smith (1992-93)
 Clint Mathis (1994)
 Tony Soto (1994)
 Josh Wolff (1996-97)
 Joey Worthen (1999)
 Mike Gustavson (2006)
 Blake Brettschneider (2008)
- Canada. Under-20 Team Ben Alexander (2022)


- U.S. Under-18 Team Jamie Starr (1993)
 Josh Wolff (1994-95)
- U.S. Under-17 Team Raymond Vigliotti (1978-79)
 David Corfield (1982)
 Brian Scott (1988)
 Mike Solano (1990)
 Billy Baumhoff (1991)
 Tony Soto (1992)
 Jeff Scannella (2003-04)
 Mark Wiltse (2003-04)
 David MacVane (2006)
 Brandon Tarr (2006)
- U.S. Olympic Festival David Goodchild (1981)
 Eric Hawkes (1981)
 Chris Heidelberger (1981)
 Bill Hency (1986)
 Scott Cook (1986-87)
 Tommy Loeber (1987)
 Brian Scott (1991)
 David Turner (1991)
 Rob Smith (1991-93-94-95)
 Billy Clifford (1993-94-95)
 Chris Faklaris (1993-94-95)
 Billy Baumhoff (1994-95)
 Jamie Posnanski (1994-95)
 Tony Soto (1995)
 Henry Ring (1998)
- World University Games Mike Gosselin (1991)
 Chris Faklaris (1995)
 Jamie Posnanski (1995)
 Rob Smith (1995)
 Clint Mathis (1997)
 Josh Wolff (1997)



Brad Guzan directs traffic while playing for the U.S. Men's National Team.



CAROLINA SOCCER



Warren Lipka, 1985
National Goalkeeper of the Year



Charles Arndt, 1988
National Goalkeeper of the Year

NATIONAL GOALKEEPER OF THE YEAR

One of the most prestigious awards on the national college soccer scene is "Goalkeeper of the Year," so named by adidas and the NSCAA. Within a four-year span, South Carolina brought home two of those awards — Warren Lipka winning in 1985 and Charles Arndt in 1988.

Arndt became one of USC's best players ever after a sparkling senior campaign that saw him engineer 13 shutouts for the Gamecocks en route to a semifinals appearance in the NCAA Tournament. Arndt broke Lipka's long-standing record for minutes played in a career and has the best career goals against average in school history — allowing a goal every one-and-a-half games for an 0.70 career mark. Arndt was also named All-South Region, All-America, Academic All-America and John M. Johnson Award winner after the 1988 season.

Lipka became the Gamecocks' first-ever "Goalkeeper of the Year" award winner in 1985, after South Carolina completed what is still the best record in school history (20-3-1) while advancing to the NCAA Tournament quarterfinals. Lipka played 2,155 minutes in goal that season (still a school best) while being part of 15 shutouts in 24 matches that year for another school standard.

GAMECOCK ALL-AMERICANS


Year	Name	Position	Note	Years Lettered
1987	Doug Allison	Forward	South Carolina's all-time leading scorer	1984-87
1987	Marty Baltzegar	Defender	Scored 24 career points	1984-87
1988	Charles Arndt	Goalkeeper	Career GAA of 0.70	1985-88
1989	Clark Brisson	Forward	Fourth all-time in points scored	1987-90
1990	Tommy Loeber	Defender	Started 87 matches	1986, 1988-90
1993	Chris Faklaris	Forward	Led team in scoring 1992-94	1991-94
1994	Rob Smith	Midfielder	Team assist leader 1991, 1992 and 1994	1991-94
1995	Clint Mathis	Midfielder	Scored a school record 53 points in 1995	1994-97
1997	Clint Mathis	Midfielder	First two-time All-American	1994-97
1998	Henry Ring	Goalkeeper	Became South Carolina's second All-America GK	1997-00
2000	Henry Ring	Goalkeeper	First two-time All-America GK	1997-00
2004	Brad Guzan	Goalkeeper	National Player of the Year semifinalist	2003-04
2005	Greg Reece	Defender	Four-year starter	2002-05

GAMECOCKS ON THE TOP DRAWER SOCCER TEAM OF THE SEASON


Year	Name	Position	Award	Years Lettered
2006	Mike Gustavson	Goalkeeper	Team of the Season	2005-06
2006	Mike Sambursky	Forward	Team of the Season	2003-06
2007	Jeff Scannella	Midfield	Honorable Mention Team of the Season	2006-07




DOUG ALLISON



MARTY BALTZEGAR




CHARLES ARNDT




DOUG ALLISON - 1987 ALL-AMERICAN - FORWARD

Doug Allison, South Carolina's first ever first-team All-American is the school's all-time leading point (158) and goal scorer (63). He led Carolina in scoring all four of his years and went to the NCAA Tournament three straight years from 1985-87. A native of Barnstaple, England, Allison joined Marty Baltzegar as the school's first All-America award winners. He served as an assistant coach to Mark Berson at South Carolina from 1991-94 and is currently the head coach at cross-state rival Furman.



MARTY BALTZEGAR - 1987 ALL-AMERICAN - DEFENDER

Marty Baltzegar was a second-team All-American after anchoring a stifling defense that allowed only 10 goals all year, two coming on penalty kicks. Baltzegar joined teammate Doug Allison as Carolina's first ever All-America honorees. Baltzegar scored 24 career points on six goals and 12 assists.




CHARLES ARNDT - 1988 ALL-AMERICAN - GOALKEEPER


A first-team All-America selection, Charles Arndt compiled 13 shutouts while leading the Gamecocks to their first semifinal appearance in the NCAA Tournament during his senior campaign. For his efforts, Arndt was named National Goalkeeper of the Year. He holds school records for career goals against average (0.70) and combined shutouts (29).




CAROLINA SOCCER




CLARK BRISSON



TOMMY LOEBER




CHRIS FAKLARIS




CLARK BRISSON - 1989 ALL-AMERICAN - FORWARD

Clark Brisson earned All-America honors after leading Carolina with a then-school record 50 points (21g, 8a). Brisson closed out his career in 1990 with 98 points (36g, 26a), good for fourth all-time in South Carolina history. In Brisson's four-year career, the Gamecocks compiled an amazing 61-14-11 (.773) mark and advanced to the NCAA Tournament four times.



TOMMY LOEBER - 1990 ALL-AMERICAN - DEFENDER

Tommy Loeber was a First-Team All-America selection by the NSCAA. He led a defense that only allowed 19 goals all year while advancing to the second round of the NCAA Tournament. Loeber, an Arlington, Texas, native, started more games than anyone in Carolina history, notching 87 starts in 87 games. He finished his career with six points on two goals and two assists.




CHRIS FAKLARIS - 1993 ALL-AMERICAN - FORWARD

Chris Faklaris was a consensus Second-Team All-American by Soccer America, Soccer News and the NSCAA after leading the Gamecocks in points (44) and goals (20). Carolina's second all-time leading scorer with 124 points (55 goals, 14 assists), Faklaris led the Gamecocks to their only national championship game appearance in 1993.



ROB SMITH



CLINT MATHIS




HENRY RING



ROB SMITH - 1994 ALL-AMERICAN - MIDFIELDER

Rob Smith, a third-team All-American, ended his career as Carolina's all-time leader with 40 assists. A starter in all 84 matches during his four-year career, Smith is tied for ninth all-time in scoring with 78 points (19 goals, 40 assists). Smith, who played for the MLS's Columbus Crew, completed his degree at South Carolina in 2001. He represented the United States at the 1996 Olympic Games in Atlanta, Ga.



CLINT MATHIS - 1995, '97 ALL-AMERICAN - MIDFIELDER

Clint Mathis set Gamecock season records for most points (53), goals (25) and game-winning goals (10) on his way to becoming a consensus first-team All-America selection in 1995. A third-team selection in 1997, he finished his career as the third all-time leading scorer in Carolina history with 121 points (53g, 15a). He was a three-time finalist for the Hermann Trophy and the MAC (Missouri Athletic Club) Player of the Year award. In 2002, he represented the United States in the World Cup.



HENRY RING - 1998, '00 ALL-AMERICAN - GOALKEEPER

Henry Ring posted a goals against average of 0.72 and recorded 9.5 shutouts while allowing only 14 goals in 1,753 minutes in 1998. Ring was named to the first-ever All-Independent First Team. He became only the second Gamecock to earn All-America honors twice, joining Clint Mathis. Ring earned third-team honors after ending the 2000 campaign with an 0.93 GAA, allowing only 17 goals his senior season. He was drafted by the Chicago Fire in the 2001 MLS SuperDraft and was the starter in net for the Fire in 2004.



CAROLINA SOCCER



BRAD GUZAN




GREG REECE



BRAD GUZAN - 2004 ALL-AMERICAN - GOALKEEPER

Brad Guzan earned Second-Team All-America honors from the NSCAA in his second and final season as a Gamecock in 2004. He was also a semifinalist for the MAC (Missouri Athletic Club) Hermann Trophy and one of Soccer America's 11 Collegiate MVPs. The Homer Glen, Ill., native played every minute in goal of his two seasons at Carolina before opting to turn pro. Guzan was the No. 2 pick in the MLS SuperDraft, making him the highest goalkeeper ever drafted (CD Chivas USA). Guzan was the starting goalkeeper for the U.S. in the 2008 Beijing Olympics, while he began his first season with Aston Villa of the Barclays Premier League in England in late 2008. He was most recently honored with his second World Cup roster spot on the 2014 U.S. Men's National Team that competed in the 2014 FIFA World Cup in Brazil. He previously was a member of the 2010 US Men's National Team for the 2010 World Cup in South Africa..



GREG REECE - 2005 ALL-AMERICAN - DEFENDER


Greg Reece earned Third-Team All-America honors from CollegeSoccerNews.com following his senior season in 2005. A native of Clemmons, N.C., Reece was selected Conference USA Defensive Player of the Year and helped the Gamecocks capture the C-USA Championship and an automatic berth in the NCAA Tournament. Reece was a four-year starter on the back-line for South Carolina.




UNITED SOCCER COACHES ALL-REGION

Since head coach Mark Berson started the Gamecock program in 1978, a total of 51 different student-athletes have collected 77 United Soccer Coaches (formerly the NSCAA) All-Region honors. Brian Winstead was the first Carolina player to make the team in 1978. Fourteen Carolina players made the All-South Region team more than once during their career. Rob Smith was selected All-South Region in all four of his seasons at South Carolina (1991-94). Doug Allison (1985-87), Chris Faklaris (1992-94) and Jimmy Maurer (2008-10) were three-time All-South Region selections. A part of the South Region until 2013, the Gamecocks moved to the Southeast Region in 2014.


At least one South Carolina player has made the All-South or All-Southeast Region team in every season since 1983, and two players have garnered the honor in 25 of those seasons. Three Gamecocks were honored in 2010 and 2015, and four were named to the squad in the 1986, 1987 and 1994 seasons.




BRIAN WINSTEAD
1978




TIM BERRA
1983-84




ROGER NORMAN
1983




ARNI
ARNTHORSSON
1984




DOUG ALLISON
1985-86-87




KEITH LEEPER
1985




WARREN LIPKA
1985




MARTY BALTZEGAR
1986-87




SCOTT COOK
1986-87




BILL HENCY
1986




CHARLES ARNDT
1987-88




MIKE GOSSELIN
1988, 1990



CLARK BRISSON
1989




TOMMY LOEBER
1989-90




ANDREW
COGGINS
1991



ROB SMITH
1991-92-93-94




RUBEN TIFINO
1992




CHRIS FAKLARIS
1992-93-94




HELGI
BJORGVINSSON
1993




BILLY CLIFFORD
1994




BILLY
BAUMHOFF
1994



CLINT MATHIS
1995, 1997




TONY SOTO
1995-96




KRISTINN
LARUSSON
1995




CAROLINA SOCCER




JONAS MYLLENBERG
1997-98




JOSH WOLFF
1997




HENRY RING
1998, 2000




ANDERS RORNEVIG
1998




JOEY WORTHEN
1999, 2001




JORDAN QUINN
2000



RYAN DALEY
2001



TIM GLOWIENKA
2001-02




JACK CUMMINGS
2003




BRAD GUZAN
2003-04



GREG REECE
2005




MIKE SAMBURSKY
2005-06



JOSH ALCALA
2005



MIKE GUSTAVSON
2006




TYLER RUTHVEN
2007, 2009



JEFF SCANNELLA
2007




SAM ARTHUR
2008



JIMMY MAURER
2008-09-10



BLAKE BRETT-SCHNEIDER
2010



WILL TRAYNOR
2010



BRADLEE BALADEZ
2011-12



MAHAMOUDOU
KABA
2013-14



MIKKEL KNUDSEN
2014



DANNY DEAKIN
2015-16



KOTY MILLARD
2015



JEFFREY TORDA
2015




KURTIS TURNER
2016



LUCA MAYR
2017

COACH OF THE YEAR


Four times, Mark Berson has been named the NSCAA South Region Coach of the Year: 1984, 1985, 1988, 1995






FRESHMEN ALL-AMERICANS


Year	Name	Position	Award (Outlet)	Years Lettered
1986	Tommy Loeber	Defense		1986-90
1987	Mike Gosselin	Defense	All-Freshman Team (SA)	1987-90
1989	Ruben Tufino	Midfield	National Freshman of the Year (SA)	1989-93
1991	Rob Smith	Defense	All-Freshman Team (SA)	1991-94
1995	Tony Soto	Defense	Freshman All-America (SN)	1995-96
1995	Josh Wolff	Forward	Freshman All-America (SA & SN)	1995-97
2000	Ryan Daley	Forward	Third-Team Freshman All-America (CSN)	2000-01
2003	Brad Guzan	Goalkeeper	All-Freshman Team (CSN)	2003-04
2005	Mike Gustavson	Goalkeeper	All-Freshman Team (TDS)	2005-06
2006	Jeff Scannella	Midfield	Second Team (CSN), All-Rookie (TDS)	2006-09
2006	Mark Wiltse	Defense	All-Rookie (TDS)	2006-10
2007	Jimmy Maurer	Goalkeeper	Third Team (CSN), All-Rookie (TDS)	2007-10
2010	Bradlee Baladez	Forward	Third Team (CSN)	2010-12
2011	Braeden Troyer	Midfield	Third Team (CSN)	2011-14
2014	Mikkel Knudsen	Forward	First Team (CSN), Second Team (TDS)	2014



TOMMY LOEBER
1986




MIKE GOSSSELIN
1987




RUBEN TUFINO
1989




ROB SMITH
1991



TONY SOTO
1995




JOSH WOLFF
1995




RYAN DALEY
2000



BRAD GUZAN
2003



MIKE GUSTAVSON
2005



JEFF SCANNELLA
2006



MARK WILTSE
2006



JIMMY MAURER
2007




BRADLEE BALADEZ
2010



BRAEDEN TROYER
2011



MIKKEL KNUDSEN
2014



Ruben Tufino, 1989 Soccer America
National Freshman of the Year



Peter Duitsman, 1994 H. Boyd McWhorter Male Scholar-Athlete of the Year

H. BOYD MCWHORTER SEC MALE SCHOLAR-ATHLETE OF THE YEAR

Peter Duitsman, South Carolina's 1993 team captain, earned the prestigious 1994 H. Boyd McWhorter Male Scholar-Athlete of the Year award from the Southeastern Conference. The \$10,000 postgraduate scholarship is presented by the SEC. A native of Naperville, Ill., Duitsman posted a 3.84 grade point average in economics and was named an ISAA Scholar All-American in 1993 and a CoSIDA Academic All-American on the group's at-large team for 1993-94.



Greg King, 1995 NCAA Postgraduate Scholarship Winner

WALTER BYERS NCAA POST-GRADUATE SCHOLARSHIP

A four-year letterman, Greg King earned the Walter Byers NCAA Post-Graduate Scholarship as part of a bevy of awards he collected that season. The first two-time CoSIDA Academic All-American for Gamecock men's soccer, he earned first-team accolades during his senior year. He also garnered a scholarship from the Southeastern Conference as part of its H. Boyd McWhorter program as one of the award's finalists. King played in 61 matches in his career, posting five assists.



Braeden Troyer, 2014-15 Conference USA Men's Soccer Scholar-Athlete of the Year

CONFERENCE USA MEN'S SOCCER SCHOLAR-ATHLETE OF THE YEAR


Braeden Troyer, a Columbia, S.C., product, gained the Conference USA Men's Soccer Scholar-Athlete of the Year award after his senior campaign. A four-year starter, Troyer gained first-team CoSIDA Academic All-America honors during his senior season, a part of a collection of awards received during the year. A four-time Conference USA All-Conference selection, Troyer also stood as a three-time CoSIDA Academic All-District 4 selection, a two-time NSCAA Scholar All-South Region honoree and a two-time C-USA All-Academic Team member. Troyer also gained the 1A Faculty Athletics Representatives (FAR) Academic Excellence Award.

AWARDS & HONORS



COSIDA ACADEMIC ALL-AMERICANS


Year	Name	Position	Note	Team	Years Lettered
1993-94	Peter Duitsman	Midfield	1993 team captain	CoSIDA At-Large Third Team	1990-93
1993-94	Greg King	Defense	Four-year letterman	CoSIDA At-Large Third Team	1991-94
1994-95	Greg King	Defense		CoSIDA At-Large First Team	1991-94
1994-95	Chris Faklaris	Forward	Second in school history with 55 goals	CoSIDA At-Large Third Team	1991-94
2008	Sam Arthur	Forward	Scored 18 career goals	CoSIDA Men's Soccer Second Team	2007-10
2009	Jimmy Maurer	Goalkeeper	Posted a career 1.05 GAA	CoSIDA Men's Soccer Second Team	2007-10
2009	Sam Arthur	Forward	Scored eight goals as a junior	CoSIDA Men's Soccer Third Team	2007-10
2010	Jimmy Maurer	Goalkeeper	Collected 28 career shutouts	CoSIDA Men's Soccer First Team	2007-10
2010	Blake Brettschneider	Forward	Scored 19 career goals	CoSIDA Men's Soccer Third Team	2007-10
2010	Will Traynor	Defense	Scored six goals as a senior	CoSIDA Men's Soccer Third Team	2007-10
2014	Braeden Troyer	Defense	Team captain as a senior	CoSIDA Men's Soccer First Team	2011-14
2016	Danny Deakin	Midfield	First Team All-C-USA twice, 18 career goals	CoSIDA Men's Soccer First Team	2015-2016



PETER DUITSMAN
1993-94



GREG KING
1993-94 & 1994-95



CHRIS FAKLARIS
1994-95



SAM ARTHUR
2008, 2009



JIMMY MAURER
2009, 2010




BLAKE BRETTSCHEIDER
2010



WILL TRAYNOR
2010



BRAEDEN TROYER
2014



DANNY DEAKIN
2016

COSIDA ACADEMIC ALL-DISTRICT

2006

Ryan Leeton (2nd)
Daniel Upchurch (2nd)

2007

Daniel Upchurch (2nd)

2008

Sam Arthur (1st)
Jimmy Maurer (1st)
Will Traynor (2nd)

2009

Sam Arthur (1st)
Jimmy Maurer (1st)

2010

Blake Brettschneider (1st)
Jimmy Maurer (1st)
Will Traynor (1st)

2011

Stephen Morrissey

2012

Braeden Troyer

2013

Ryan Arambula
Braeden Troyer

2014

Eli Dent
Jeffrey Torda
Braeden Troyer

2015

Ive Burnett
Jeffrey Torda

2016

Ive Burnett
Danny Deakin
Kurtis Turner
William Pyle

2018

Bjorn Gudjonsson
Luca Mayr

2019

Luca Mayr


2021

Josh Corning
Jared Gulden
Parker League
Brian Banahan
Logan Frost
Andrew Halloran




ISAA/NSCAA SCHOLAR ALL-AMERICANS


Year	Name	Position	Note	Team	Years Lettered
1985	Ragnar Thorainsson	Forward	Member of region championship team	Scholar All-America First Team*	1984-85
1986	Doug Allison	Forward	Two-time national academic award winner	Scholar All-America First Team*	1984-87
1987	Doug Allison	Forward	Two-time national academic award winner	Scholar All-America First Team*	1984-87
1988	Charles Arndt	Goalkeeper	1988 National Goalkeeper of the Year	Scholar All-America First Team*	1985-88
1989	Pat Mihm	Midfield	Four-year letterman	Scholar All-America First Team*	1986-89
1989	Jeff Love	Midfield	Four-year letterman	Scholar All-America Second Team*	1987-90
1990	Jeff Love	Midfield	Four-year letterman	Scholar All-America Second Team*	1987-90
1990	Phil Seidenbert	Midfield	Four-year letterman	National Academic Award*	1987-90
1990	Tommy Loeber	Defense	NSCAA All-American	National Academic Award*	1986-90
1991	Ruben Tufino	Midfield	All-time single-season assists leader	Scholar All-America First Team*	1989-92
1992	Rob Smith	Midfield	All-time career assists leader	Scholar All-America First Team*	1991-94
1993	Peter Duitsman	Midfield	1993 team captain	Scholar All-America First Team	1990-93
1996	Chuck Prosser	Forward	Four-year letterman	Scholar All-America Third Team	1993-96
1996	Tony Soto	Defense	Tallied seven assists in 38 games	Scholar All-America Third Team	1995-96
1997	Josh Wolff	Forward	Scored 21 goals as a Gamecock	Scholar All-America Third Team	1995-97
1998	Scott Campagna	Defense	Played in 70 games in his career	Scholar All-America Third Team	1996-99
1998	Ryan O'Neill	Midfield	59 career points	Scholar All-America Third Team	1996-99
1999	Scott Campagna	Defense	Four-year letterman	Scholar All-America Second Team	1996-99
1999	Ryan O'Neill	Midfield	Notched 77 games played	Scholar All-America Second Team	1996-99




RAGNAR THORAINSSON
1985




DOUG ALLISON
1986, '87



CHARLES ARNDT
1988




PAT MIHM
1989




JEFF LOVE
1989, '90



PHIL SEIDENBERT
1990




TOMMY LOEBER
1990




RUBEN TUFINO
1991




ROB SMITH
1992




PETER DUITSMAN
1993-94




CHUCK
PROSSER
1996



TONY SOTO
1996



JOSH WOLFF
1997



SCOTT CAMPAGNA
1998-99



RYAN O'NEILL
1998-99

UNITED SOCCER COACHES TEAM ACADEMIC AWARD

United Soccer Coaches (formerly the NSCAA) honors programs with a minimum 3.0 GPA for the year with its Team Academic Award. South Carolina has garnered this recognition on 12 occasions: 1999, 2001, 2003, 2009, 2010, 2011, 2012, 2013, 2014, 2016, 2017 and 2018.

Twice, the Gamecocks have had the best GPA in the country, in 2010 and 2013.



CONFERENCE USA AWARDS

MVP

2010 Blake Brettschneider (Co)

OFFENSIVE PLAYER OF

THE YEAR

2010 Blake Brettschneider (Co)

DEFENSIVE PLAYER OF

THE YEAR

2005 Greg Reece

FRESHMAN OF THE YEAR

2005 Mike Gustavson

2006 Jeff Scannella

2007 Jimmy Maurer

2013 Mikkel Knudsen

NEWCOMER OF THE YEAR

2007 Tyler Ruthven

GOLDEN BOOT

2014 Mikkel Knudsen

COACH OF THE YEAR

2011 Mark Berson

ALL-CONFERENCE

2005

Josh Alcala (First Team)

Greg Reece (First Team)

Mike Sambursky (First Team)

Mike Gustavson (Second Team)

Ryan Leeton (Third Team)

Ralph Pace (Third Team)

2006

Ryan Leeton (First Team)

Mike Sambursky (First Team)

Mike Gustavson (Second Team)

Makan Hislop (Second Team)

Ralph Pace (Second Team)

Ayo Akinsete (Third Team)

Jeff Scannella (Third Team)

2007

Jeff Scannella (First Team)

Jimmy Maurer (Second Team)

Tyler Ruthven (Third Team)

Mark Wiltse (Third Team)

2008

Sam Arthur (First Team)

Blake Brettschneider (First Team)

Jimmy Maurer (Second Team)

Tyler Ruthven (Second Team)

Jeff Scannella (Second Team)

Mark Wiltse (Third Team)

2009

Sam Arthur (First Team)

Tyler Ruthven (First Team)

Blake Brettschneider (Third Team)

Jimmy Maurer (Third Team)

2010

Blake Brettschneider (First Team)

Will Traynor (First Team)

Jimmy Maurer (Second Team)

Bradlee Baladez (Third Team)

2011

Bradlee Baladez (First Team)

Stephen Morrissey (Second Team)

Braeden Troyer (Third Team)

Danny Cates (Third Team)

2012

Bradlee Baladez (Second Team)

Braeden Troyer (Second Team)

Mike Mangotic (Third Team)

2013

Mahamoudou Kaba (First Team)

Braeden Troyer (Second Team)

2014

Mahamoudou Kaba (Second Team)

Mikkel Knudsen (Second Team)

Braeden Troyer (Second Team)

Kurtis Turner (Third Team)

2015

Danny Deakin (First Team)

Koty Millard (Second Team)

Kevin Walker (Second Team)

Ive Burnett (Third Team)

Jeffrey Torda (Third Team)

2016

Danny Deakin (First Team)

Bjorn Gudjonsson (Second Team)

Kurtis Turner (Second Team)

Ive Burnett (Third Team)

Peyton Ericson (Third Team)

Koty Millard (Third Team)

Julian Veen Uldal (Third Team)

2017

Luca Mayr (First Team)

Christoffer Wallander Ianev (Second Team)

Team)

2018

Luca Mayr (Second Team)

Mitchell Myers (Third Team)

Peyton Ericson (Third Team)

2019

Brian Banahan (Second Team)

Logan Hitzeman (Second Team)

2020

Brian Banahan (First Team)

2021

Peter Clement (Second Team)

Logan Frost (Second Team)

ALL-FRESHMAN TEAM

2006

Jeff Scannella

Mark Wiltse

2007

Blake Brettschneider

Jimmy Maurer

2008

David MacVane

Stephen Morrissey

2010

Bradlee Baladez

Chipper Root

2011

Braeden Troyer

2013

Kurtis Turner

Marco Velez

2014

Mikkel Knudsen

2015

Peyton Ericson

Torgeir Nyboe

2016

Luca Mayr

Julian Veen Uldal

2017

Justin Sukow

2018

Josh Corning

2019

Brian Banahn

Logan Hitzeman

2020

Peter Clement

Christian Kraus

Justin Kopay

2021

Harrison Myring



METRO CONFERENCE

For the 1993 and 1994 seasons, South Carolina competed in the Metro Conference for men's soccer. The Gamecocks won the 1993 championship with an undefeated season.

Three of the Metro Conference members (Charlotte, Louisville and USF) were part of the founding members of Conference USA, which began operation in 1995.

METRO DEFENSIVE PLAYER OF THE YEAR

Helgi Bjorgvinsson, 1993

ALL-METRO

1993

Helgi Bjorgvinsson (First Team)

Chris Faklaris (First Team)

Rob Smith (First Team)

Billy Baumhoff (Second Team)

1993

Chris Faklaris (First Team)

Greg King (First Team)

INDEPENDENT ALL-STAR TEAMS

From 1998 to 2000, the nine Independent teams voted on All-Independent All-Star teams.

INDEPENDENT ROOKIE OF THE YEAR

Joey Worthen, 1998

INDEPENDENT COACH OF THE YEAR

Mark Berson, 1998

ALL-INDEPENDENT

1998

Scott Campagna (First Team)

John Harr (First Team)

Jonas Myllenberg (First Team)

Ryan O'Neill (Second Team)

Henry Ring (First Team)

Joey Worthen (Second Team)

1999

Chris Morman (First Team)

Ryan O'Neill (First Team)



HELGI BJORGVINSSON



JOEY WORTHEN



C-USA PLAYERS OF THE WEEK

OFFENSIVE

2005

Josh Alcala (Oct. 31)
Mike Sambursky (Nov. 7)

2006

Mike Sambursky (Sept. 11, 25)
Ayo Akinsete (Oct. 23)

2007

Blake Brettschneider (Sept. 4)
Jeff Scannella (Oct. 8)
Mike Lindsay (Nov. 12)

2008

Sam Arthur (Sept. 22)

2010

Bradlee Baladez (Oct. 4, 18)

2011

Mike Mangotic (Nov. 7)

2015

Danny Deakin (Nov. 2)

2016

Kurtis Turner (Sept. 26)
Bjorn Gudjonsson (Oct. 3)
Bjorn Gudjonsson (Nov. 7)

2017

Luca Mayr (Sept. 25)

2020

Andrew Halloran (Feb. 16, 2021)
Christian Kraus (April 4, 2021)

2021

Logan Frost (Oct. 12)

DEFENSIVE

2005

Greg Reece (Sept. 26)
Ryan Leeton (Oct. 10)
Mike Gustavson (Nov. 7)

2006

Mike Gustavson (Oct. 9, 23)

2007

Jimmy Maurer (Oct. 1)

2008

Jimmy Maurer (Sept. 2, 15, 22; Oct. 6)

2009

Jimmy Maurer (Sept. 8)

2010

Jimmy Maurer (Sept. 7, 27, Oct. 18)

2011

Eric Martinez (Nov. 7)

2013

Marco Velez (Oct. 28)

2014

Marco Velez (Sept. 8)

2015

William Pyle (Sept. 28)
Koty Millard (Nov. 9)

2016

William Pyle (Oct. 7)

2017

William Pyle (Sept. 25)
William Pyle (Nov. 6)

C-USA ALL-TOURNAMENT TEAM

2005

Mike Gustavson
Ryan Leeton
Ralph Pace
Eric Szeszycki

2007

Mike Lindsay
Mark Wiltze

2008

Blake Brettschneider
Jimmy Maurer

2010

Blake Brettschneider
Stephen Morrissey
Kevin Stam
Will Traynor

2011

Vance Benson
Eric Martinez

2014

Mahamoudou Kaba
Mikkel Knudsen
Braeden Troyer
Marco Velez

2015

Torgeir Nyboe
Kurtis Turner

C-USA ALL-ACADEMIC TEAM

2006

Ryan Leeton

2007

Cory Lewis
Daniel Upchurch

2008

Sam Arthur
Jimmy Maurer

2009

Sam Arthur
Blake Brettschneider
Jimmy Maurer
Will Traynor

2010

Blake Brettschneider
Jimmy Maurer
Stephen Morrissey
Will Trayno

2011

Eric Martinez
Stephen Morrissey

2012

Kevin Stam
Braeden Troyer

2013

Stephen Anderson
Braeden Troyer

2014

Jeffrey Torda
Braeden Troyer

2015

Jeffrey Torda

2016

Danny Deakin

2017

William Pyle

2018

Luca Mayr

2019

Luca Mayr

2020-21

Brian Banahan
Logan Hitzeman

METRO CONFERENCE PLAYER OF THE WEEK

1993

Chris Faklaris (Sept. 27, Oct. 18)
Helgi Bjorgvinsson (Oct. 25)
David Turner and Rob Smith (Nov. 1)

1994

Billy Baumhoff (Oct. 3, 17)
Chris Faklaris (Nov. 1)



**INDEPENDENT
PLAYER OF THE
WEEK**

1998

Jonas Myllenberg (Sept. 9)
Henry Ring (Sept. 16)

1999

Joey Worthen (Oct. 7)
Ryan O'Neill (Oct. 21)

**INDEPENDENT
ROOKIE OF THE
WEEK**

1998

Joey Worthen (Oct. 14)

1999

Jukka Sundquist
Tim Glowienka (Nov. 8)

**NATIONAL PLAYER
OF THE WEEK**

NSCAA

2006

Ayo Akinsete (Oct. 25)

2014

Marcó Velez (Sept. 9)

TOP DRAWER SOCCER

2008

Sam Arthur (Sept. 15)

COLLEGE SOCCER NEWS

2002

Jordan Quinn (Sept. 16)

2010

Bradlee Baladez (Oct. 3)

**NATIONAL TEAM OF
THE WEEK**

COLLEGE SOCCER NEWS

2001

Jordan Quinn (Sept. 30)

2002

Jordan Quinn (Sept. 15)
Robert Rosenburg (Oct. 6)

2003

Brad Guzan (Sept. 14)

2004

Josh Alcala (Oct. 3)

2006

Mike Sambursky (Sept. 10)
Ayo Akinsete (Oct. 22)

2007

Mike Lindsay (Nov. 11)

2008

Sam Arthur (Sept. 22)

2010

Bradlee Baladez (Oct. 3)
Jimmy Maurer (Nov. 21)

2013

Braeden Troyer (Sept. 29)

2014

Mahamoudou Kaba (Sept. 8)

2015

Danny Deakin (Sept. 28, Nov. 2)
Koty Millard (Nov. 2)

2016

Kurtis Turner (Sept. 26)

2019

Nick Brady (Nov. 3)

2020-21

Andrew Halloran (Feb. 14)

TOP DRAWER SOCCER

2005

Greg Reece (Sept. 26)
Ryan Leeton (Oct. 10)
Mike Gustavson (Nov. 1)

2006

Ryan Leeton (Sept. 12)

2007

Jeff Scannella (Oct. 2)

2008

Jimmy Maurer (Sept. 2)
Sam Arthur (Sept. 15, 22)

2009

Sam Arthur (Oct. 12)

2010

Mark Wiltse (Nov. 1)
Will Traynor (Nov. 15)

2015

William Pyle (Sept. 28)
Koty Millard (Nov. 3)

2020-21

Brian Banahan (Sept. 22)
Sekou Soumah (Sept. 22, Oct. 3)
Andrew Halloran (Feb. 16)

SOCCER AMERICA*

1993

Chris Faklaris (Sept. 27, Oct. 18, Nov. 23, 30)
Helgi Bjorgvinsson (Oct. 25)
Rob Smith (Nov. 1, 23, Dec. 7)
Jamie Posnanski (Dec. 7)
Billy Baumhoff (Nov. 30, Dec. 14)

1994

Billy Baumhoff (Oct. 5, 19)
Chris Faklaris (Nov. 1)
Bill Clifford (Nov. 7)

1995

Clint Mathis (Oct. 11, Nov. 1, 8)
Josh Wolff (Sept. 7)

1996

Clint Mathis (Sept. 24)
Kristinn Larusson (Oct. 23)

1997

Clint Mathis (Sept. 11)

1998

Nathan Watkins (Sept. 8)
Scott Campagna (Sept. 22, Nov. 10)
Anders Ronnevig (Sept. 29)
Jonas Myllenberg (Oct. 27)

2000

Henry Ring (Sept. 13)

2001

Joey Worthen (Sept. 25)

2002

Jordan Quinn (Sept. 10, 17)

2004

J.D. Moon (Sept. 28)
Josh Alcala (Oct. 6)

2005

Greg Reece (Sept. 28)

2006

Mike Sambursky (Sept. 27)
Mike Gustavson (Oct. 25)

2007

Mike Lindsay (Nov. 13)

2008

Sam Arthur (Sept. 22)

2009

Sam Arthur (Sept. 8)

*no team of the week in 2010, 2013-15

AWARDS & HONORS



JOHN M. JOHNSON MEMORIAL AWARD

The John M. Johnson Jr. Memorial Award was established in 1982 to recognize South Carolina's Most Valuable Player during the season. The award is given in the memory of John Johnson Jr., an avid South Carolina soccer fan and lifelong supporter of the Gamecock soccer team and the entire University of South Carolina athletic program. Johnson is survived by his wife, who presents the award each year.

1982	David Burr
1983	Roger Norman
1984	Tim Berra
1985	Warren Lipka
1986	Bill Hency
1987	Doug Allino
1988	Charles Arndt
1989	Clark Brisson, Tommy Loeber
1990	Tommy Loeber
1991	Andrew Coggins
1992	Ruben Tufino
1993	Helgi Bjorgvinsson
1994	Greg King
1995	Mike Solano
1996	Mike Solano
1997	Clint Mathis
1998	Henry Ring
1999	Hans Whetstone
2000	Henry Ring
2001	Ryan Stocking
2002	Tim Glowienka
2003	Brad Guzan
2004	Josh Alcala, Brad Guzan
2005	Greg Reece
2006	Mike Sambursky
2007	Jeff Scannella
2008	Jimmy Maurer
2009	Tyler Ruthven
2010	Blake Brettschneider
2011	Vance Benson
2012	Mike Mangotic
2013	Braeden Troyer
2014	Braeden Troyer
2015	Danny Deakin
2016	Julian Veen Uldal
2017	William Pyle

BRIAN WINSTEAD MEMORIAL AWARD

The Brian Winstead Memorial Award, lauded on the team's Most Valuable Offensive Player, was established to honor the memory of Carolina soccer great Brian Winstead, who died in December 2004.

A pioneer for Gamecock soccer, Winstead was the first player to sign a scholarship agreement with USC in the men's soccer program's inaugural season in 1978.

2004	Sebastian Lindholm
2005	Josh Alcala
2006	Mike Sambursky
2007	Jeff Scannella
2008	Sam Arthur
2009	Sam Arthur
2010	Blake Brettschneider
2011	Bradlee Baladez
2012	Bradlee Baladez
2013	Jeffrey Torda
2014	Mikkel Knudsen
2015	Danny Deakin
2016	Bjorn Gudjonsson
2017	Luca Mayr

BILL LAURITZEN MEMORIAL AWARD

The Bill Lauritzen Memorial Award is presented to the team's Most Valuable Defensive Player each year. Lauritzen, the longtime coach of the USC men's soccer club team, passed away in January, 2006.

2005	Mike Gustavson
2006	Ryan Leeton
2007	Jimmy Maurer
2008	Will Traynor
2009	Tyler Ruthven
2010	Jimmy Maurer, Will Traynor
2011	Stephen Morrissey
2012	Mike Mangotic
2013	Mahamoudou Kaba
2014	Braeden Troyer
2015	Peyton Ericson
2016	William Pyle
2017	William Pyle

COACHES' AWARD

The Coaches' Award is presented to the Carolina player who exemplifies outstanding character and work ethic and is recognized as a great teammate. The award was established in 2005 and is voted on by the coaching staff.

2005	Eric Szeszycki
2006	Makan Hislop
2007	Geoff del Forn
2008	Will Traynor
2009	Vance Benson
2010	Kevin Stam
2011	Eric Martinez, Kevin Stam
2012	Kevin Stam
2013	J.P. Rafferty
2014	Robert Beebe, Mahamoudou Kaba
2015	Koty Millard, Kurtis Turner
2016	Matt McManis
2017	Peyton Ericson

STRENGTH & CONDITIONING AWARD

The Strength and Conditioning Award was established in 2005 to recognize the Carolina player who demonstrated the highest dedication to weight room and conditioning workouts during the year.

2005	Daniel Upchurch, J.D. Moon
2006	Matt King, Jeff Scannella
2007	Mark Wiltse, Tyler Ruthven
2008	Vance Benson, Blake Brettschneider
2009	Stephen Morrissey, Evan O'Dell
2010	Vance Benson, Bradlee Baladez
2011	Andre Bahri, Hunter Wyer
2012	Ryan Arambula, Snoopy Davidson
2014	Devin L'Amoreaux
2015	Peyton Ericson
2016	Peyton Ericson
2017	Peyton Ericson



SEC ACADEMIC HONOR ROLL

(Freshman/First Year Honor Roll noted in parentheses)

* The SEC did not allow non-sponsored sports on the honor roll before 1997-98 and in 2000-01

1998

- Kim Eriksen
- Scott Campagna
- Roger Norman
- Ryan O'Neill
- Nathan Watkins

1999

- Mike Bachmeyer
- Scott Campagna
- Joel Conkle
- Kim Eriksen
- John Harr
- Chris Morman
- Ryan O'Neill
- Jordan Quinn
- Anders Ronnevig
- Anthony Vitagliano
- Nathan Watkins

2001

- Mike Bachmeyer
- Scott Campagna
- Tim Glowienka
- John Harr
- Chris Herron
- Zac Jordan
- Mike Kozak
- Chris Morman
- Ryan O'Neill
- Anders Ronnevig
- Jukka Sundquist
- Anthony Vitagliano

2002

- Mike Bachmeyer
- Jack Cummings III
- Tim Glowienka
- Chris Herron
- Dave Moore
- Ryan Stocking
- Anthony Vitagliano

2003

- Jack Cummings III
- Ryan Deter
- Thomas Hilliard IV
- Ben Link
- Greg Reece
- Ayo Akinsete (freshman)
- Brad Guzan (freshman)

Ryan Leeton (freshman)

2004

- Ayo Akinsete
- Ryan Deter
- Brad Guzan
- Ryan Leeton
- Greg Reece
- Eric Szeszycki
- William Ericson-Neilsen (freshman)
- Jeff Gross (freshman)
- Matt King (freshman)
- Sebastian Lindholm (freshman)
- J.D. Moon (freshman)
- Ramon Paracat (freshman)
- Daniel Upchurch (freshman)

2005

- Ryan Deter
- William Ericson-Neilsen
- Jeff Gross
- Matt King
- Ryan Leeton
- Sebastian Lindholm
- J.D. Moon
- Ramon Paracat
- Greg Reece
- David Ross
- Eric Szeszycki
- Daniel Upchurch
- Kevan Hawkins (freshman)
- Ryan Jenkins (freshman)
- Spencer Lewis (freshman)
- David Smith (freshman)
- Brennan Williams (freshman)

2006

- Ayo Akinsete
- Rob Charest
- Geoffrey del Forn
- Jeff Gross
- Kevan Hawkins
- Ryan Jenkins
- Matt King
- Ryan Leeton
- Spencer Lewis
- Matthew Mierley
- J.D. Moon
- Ralph Pace
- Ramon Paracat
- David Smith
- Daniel Upchurch
- Brennan Williams
- Mario Burstein (freshman)
- Cory Lewis (freshman)
- Schuyler Reardon (freshman)
- Jeff Scannella (freshman)
- Mark Wiltse (freshman)

2007

- Mario Burstein
- Geoffrey del Forn
- Paddy Flynn
- Trey Foster
- Jeff Gross
- Matt King
- Cory Lewis
- Spencer Lewis
- J.D. Moon
- Ramon Paracat
- Schuyler Reardon
- David Smith
- Daniel Upchurch
- Brennan Williams
- Mark Wiltse
- Matt Winstead
- Sam Arthur (freshman)
- Vance Benson (freshman)
- Blake Brettschneider (freshman)
- Mike Lindsey (freshman)
- Jimmy Maurer (freshman)
- Evan O'Dell (freshman)
- Josh Stewart (freshman)
- Will Traynor (freshman)

2008

- Sam Arthur
- Vance Benson
- Blake Brettschneider
- Mario Burstein
- Trey Foster
- Spencer Lewis
- Mike Lindsay
- Bryan Lowder
- Jimmy Maurer
- J.D. Moon
- Evan O'Dell
- Tyler Ruthven
- David Smith
- Josh Stewart
- Will Traynor
- Daniel Upchurch
- Brennan Williams
- Mark Wiltse
- Danny Cates (freshman)
- Hunter Howayeck (freshman)
- Stephen Morrissey (freshman)
- Brandon Tarr (freshman)



2009

Sam Arthur
Andre Bahri
Vance Benson
Luke Berson
Blake Brettschneider
Mario Burstein
Danny Cates
Hunter Howayeck
Mike Lindsay
Bryan Lowder
Jimmy Maurer
Stephen Morrissey
Evan O'Dell
Ross Power
Schuyler Reardon
David Smith
Josh Stewart
Will Traynor
Mark Wiltse
Ryan Goodwin (freshman)
Alex Long (freshman)
Eric Martinez (freshman)
Kevin Stam (freshman)

2010

Sam Arthur
Andre Bahri
Vance Benson
Luke Berson
Blake Brettschneider
Danny Cates
Ryan Goodwin
Hunter Howayeck
Mike Lindsay
Alex Long
Daniel Lynch
Eric Martinez
Jimmy Maurer
Stephen Morrissey
Evan O'Dell
Ross Power
Schuyler Reardon
Kevin Stam
Will Traynor
Trevor Hubbard (freshman)
J.P. Rafferty (freshman)
Chipper Root (freshman)
Hunter Wyer (freshman)

2011

Stephen Anderson
Andre Bahri
Vance Benson
Danny Cates
Chris Duzan
Trevor Hubbard
Alex Long
Daniel Lynch

Mike Mangotic
Eric Martinez
Will McGinnis
Stephen Morrissey
Ross Power
J.P. Rafferty
Chipper Root
Kevin Stam
Hunter Wyer
Robert Beebe (first-year)
Snoopy Davidson (first-year)
Mahamoudou Kaba (first-year)
Niklas Kivinen (first-year)
Asa Kryst (first-year)
Braeden Troyer (first-year)

2012

Stephen Anderson
Robert Beebe
Jason Chapman
Snoopy Davidson
Chris Duzan
Ryan Freiburger
Trevor Hubbard
Mahamoudou Kaba
Niklas Kivinen
Asa Kryst
Alex Long
Mike Mangotic
Eric Martinez
Will McGinnis
J.P. Rafferty
Kevin Stam
Dan Traxler
Braeden Troyer
Hunter Wyer
Ryan Arambula (first-year)
Wesley Eads (first-year)
Devin L'Amoreaux (first-year)
Trent Rieflin (first-year)
Jeffrey Torda (first-year)

2013

Jeff Addai
Stephen Anderson
Ryan Arambula
Robert Beebe
Jason Chapman
Chris Duzan
Wesley Eads
Ryan Freiburger
Mahamoudou Kaba
Asa Kryst
Devin L'Amoreaux
Mike Mangotic
J.P. Rafferty
Jeffrey Torda
Dan Traxler
Braeden Troyer

Hunter Wyer
Ive Burnett (first-year)
Andrew Davis (first-year)
Eli Dent (first-year)
Trey Gill (first-year)
Koty Millard (first-year)
Kurtis Turner (first-year)
Marco Velez (first-year)

2014

Jeff Addai
Ryan Arambula
Robert Beebe
Ive Burnett
Eli Dent
Wesley Eads
Ryan Freiburger
Mahamoudou Kaba
Asa Kryst
Devin L'Amoreaux
Koty Millard
Jeffrey Torda
Dan Traxler
Braeden Troyer
Kurtis Turner
Marco Velez
Chandler Corley (first-year)
Craig Duggan (first-year)
Martin Ramos (first-year)
Clay Rittershaus (first-year)

2015

Ryan Arambula
Ive Burnett
Chandler Corley
Craig Duggan
Wesley Eads
Asa Kryst
Devin L'Amoreaux
Matt McManis
Koty Millard
Martin Ramos
Jeffrey Torda
Kurtis Turner
Ben Davidson (first-year)
Trygve Ellingstad (first-year)
Peyton Ericson (first-year)
Bjorn Gudjonsson (first-year)
Torgeir Nyboe (first-year)
William Pyle (first-year)
Andre Streete (first-year)



CAROLINA SOCCER

2016

Ive Burnett
 Chandler Corley
 Ben Davidson
 Danny Deakin
 Trygve Ellingstad
 Peyton Ericson
 Bjorn Gudjonsson
 Lee Hogge
 Matt McManis
 Koty Millard
 Torgeir Nyboe
 William Pyle
 Andre Streete
 Kurtis Turner
 Christoffer Wallander Ianev
 Smith Dawsey (first-year)
 Campbell Gibson (first-year)
 Jeff Lu (first-year)
 Luca Mayr (first-year)
 Julian Veen Uldal (first-year)

2017

Chandler Corley
 Smith Dawsey
 Trygve Ellingstad
 Peyton Ericson
 Campbell Gibson
 Bjorn Gudjonsson
 Jeff Lu
 Luca Mayr
 William Pyle
 Andre Streete
 Christoffer Wallander Ianev
 Justin Bauer (first-year)
 Aleksander Bjerke Christensson (first-year)
 Benjamin Gilligan (first-year)
 Jared Gulden (first-year)
 Kay In 't Ven (first-year)
 Ian McGrane (first-year)
 Tucker Monheimer (first-year)
 Mitchell Myers
 Aidan O'Brien (first-year)
 Paul Quildies (first-year)
 Petter Soelberg (first-year)
 Justin Sukow (first-year)

2018

Justin Bauer
 Frano Buhovac
 Aleksander Bjerke Christensson
 Smith Dawsey
 Peyton Ericson
 Benjamin Gilligan
 Bjorn Gudjonsson
 Jared Gulden
 Luca May

Ian McGrane
 Tucker Monheimer
 Mitchell Myers
 Aidan O'Brien
 Paul Quildies
 Petter Soelberg
 Andre Streete
 Justin Sukow
 Elijah Bebout (first-year)
 Ryan Bilichuk (first-year)
 Josh Corning (first-year)
 Nick Guido (first-year)
 Kyle Gurrieri (first-year)
 Andrew Halloran (first-year)
 Drew Johnson (first-year)
 Maceon Urueta (first-year)
 Seth Wiebusch (first-year)

2019

Justin Bauer
 Elijah Bebout
 Ryan Bilichuk
 Fran Buhovac
 Aleksander Christensson
 Josh Corning
 Jared Gulden
 Kyle Gurrieri
 Andrew Halloran
 Andrew Johnson
 Luca Mayr
 Tucker Monheimer
 Mitchell Myers
 Paul Quildies
 Seth Wiebusch
 Buenyamin Yusugoflu

2020

Brian Banahan
 Justin Bauer
 Elijah Bebout
 Ryan Bilichuk
 Josh Corning
 Logan Frost
 Jared Gulden
 Kyle Gurrieri
 Andrew Halloran
 Logan Hitzeman
 Parker League
 Mark Roby
 Seth Wiebusch
 Donovan Wu

2021

Brian Banahan
 Ryan Bilichuk
 Peter Clement
 Josh Corning
 Logan Frost
 Jared Gulden

Andrew Halloran
 Logan Hitzeman
 Christian Kraus
 Parker League
 Spencer Mallion
 Lorenzo Nagy
 Jake O'Connor
 Mark Roby
 Andrew Rosenbaum
 Innocent Twishime
 Donovan Wu
 Conner Bailey (first-year)
 Tristan Himes (first-year)
 Adam Luckhurst (first-year)
 Alex McDonald (first-year)
 Harrison Myring (first-year)



CONFERENCE USA ACADEMIC HONOR ROLL

(Commissioner's Academic Medal, given to those student-athletes with a cumulative GPA of 3.75 or higher noted in parentheses)

2005

Ryan Jenkins (Academic Medal)
Matt King (Academic Medal)
Spencer Lewis (Academic Medal)
David Smith (Academic Medal)
Daniel Upchurch (Academic Medal)
Geoff del Forn
Ryan Deter
William Ericson-Neilson
Kyle Franklin
Jeff Gross
Kevan Hawkins
Ryan Leeton
Sebastian Lindholm
J.D. Moon
Greg Reece
David Ross
Eric Szeszycki
Brennan Williams

2006

Paddy Flynn (Academic Medal)
Trey Foster (Academic Medal)
Cory Lewis (Academic Medal)
Matt King (Academic Medal)
Daniel Upchurch (Academic Medal)
Ayo Akinsete
Mario Burstein
Geoff del Forn
Jeff Gross
Kevan Hawkins
Ryan Leeton
Spencer Lewis
Ryan Jenkins
Matt Mierley
J.D. Moon
Ralph Pace
Ramon Paracat
Schuyler Reardon
Sam Roca
Jeff Scannella
David Smith
Brennan Williams
Mark Wiltse
Matt Winstead

2007

Sam Arthur (Academic Medal)
Trey Foster (Academic Medal)
Cory Lewis (Academic Medal)
Jimmy Maurer (Academic Medal)
Will Traynor (Academic Medal)
Daniel Upchurch (Academic Medal)
Vance Benson
Blake Brettschneider
Mario Burstein
Geoff del Forn
Paddy Flynn
Jeff Gross
Matt King
Spencer Lewis
Mike Lindsay
J. D. Moon
Evan O'Dell
Ramon Paracat
Schuyler Reardon
David Smith
Josh Stewart
Brennan Williams
Mark Wiltse
Matt Winstead

2008

Sam Arthur (Academic Medal)
Jugal Dalal (Academic Medal)
Hunter Howayeck (Academic Medal)
Jimmy Maurer (Academic Medal)
Stephen Morrissey (Academic Medal)
Will Traynor (Academic Medal)
Andre Bahri
Vance Benson
Luke Berson
Blake Brettschneider
Mario Burstein
Danny Cates
Trey Foster
Spencer Lewis
Michael Lindsay
Bryan Lowder
Evan O'Dell
Ross Power
Tyler Ruthven
David Smith
Josh Stewart
Brandon Tarr
Brennan Williams
Mark Wiltse

2009

Sam Arthur (Academic Medal)
Andre Bahri (Academic Medal)
Ryan Goodwin (Academic Medal)
Hunter Howayeck (Academic Medal)
Eric Martinez (Academic Medal)
Jimmy Maurer (Academic Medal)

Stephen Morrissey (Academic Medal)
Kevin Stam (Academic Medal)
Will Traynor (Academic Medal)
Vance Benson
Luke Berson
Blake Brettschneider
Mario Burstein
Danny Cates
Mike Lindsay
Alex Long
Bryan Lowder
Evan O'Dell
Ross Power
Schuyler Reardon
David Smith
Josh Stewart
Mark Wiltse

2010

Sam Arthur (Academic Medal)
Chris Duzan (Academic Medal)
Eric Martinez (Academic Medal)
Jimmy Maurer (Academic Medal)
Kevin Stam (Academic Medal)
Will Traynor (Academic Medal)
Andre Bahri
Vance Benson
Luke Berson
Blake Brettschneider
Danny Cates
Jason Chapman
Ryan Goodwin
Hunter Howayeck
Trevor Hubbard
Jimmy Johnson
Mike Lindsay
Alex Long
Daniel Lynch
Will McGinnis
Stephen Morrissey
Evan O'Dell
Ross Power
JP Rafferty
Schuyler Reardon
Chipper Root
Hunter Wyer



2011

Stephen Anderson (Academic Medal)
 Robert Beebe (Academic Medal)
 Snoopy Davidson (Academic Medal)
 Ryan Freiburger (Academic Medal)
 Trevor Hubbard (Academic Medal)
 Kevin Stam (Academic Medal)
 Braeden Troyer (Academic Medal)
 Andre Bahri
 Vance Benson
 Danny Cates
 Chris Duzan
 Niklas Kivinen
 Asa Kryst
 Alex Long
 Daniel Lynch
 Mike Mangotic
 Eric Martinez
 Will McGinnis
 Stephen Morrissey
 Ross Power
 J.P. Rafferty
 Chipper Root
 Dan Traxler
 Hunter Wyer

2012

Stephen Anderson (Academic Medal)
 Ryan Arambula (Academic Medal)
 Snoopy Davidson (Academic Medal)
 Chris Duzan (Academic Medal)
 Trevor Hubbard (Academic Medal)
 Eric Martinez (Academic Medal)
 Kevin Stam (Academic Medal)
 Connor Steele (Academic Medal)
 Jeffrey Torda (Academic Medal)
 Braeden Troyer (Academic Medal)
 Robert Beebe
 Danny Cates
 Jason Chapman
 Wesley Eads
 Ryan Freiburger
 Mahamoudou Kaba
 Niklas Kivinen
 Asa Kryst
 Devin L'Amoreaux
 Alex Long
 Mike Mangotic
 Will McGinnis
 J.P. Rafferty
 Dan Traxler
 Hunter Wyer

2013

Stephen Anderson (Academic Medal)
 Ryan Arambula (Academic Medal)
 Eli Dent (Academic Medal)
 Chris Duzan (Academic Medal)

Jeffrey Torda (Academic Medal)
 Braeden Troyer (Academic Medal)
 Jeff Addai
 Robert Beebe
 Ive Burnett
 Hamilton Carlin
 Jason Chapman
 Andrew Davis
 Wesley Eads
 Ryan Freiburger
 Trey Gill
 Mahamoudou Kaba
 Asa Kryst
 Devin L'Amoreaux
 Mike Mangotic
 Koty Millard
 J.P. Rafferty
 Dan Traxler
 Kurtis Turner
 Hunter Wyer

2014

Ryan Arambula (Academic Medal)
 Eli Dent (Academic Medal)
 Braeden Troyer (Academic Medal)
 Jeff Addai
 Robert Beebe
 Ive Burnett
 Chandler Corley
 Craig Duggan
 Wesley Eads
 Ryan Freiburger
 Reid Grayson
 Mahamoudou Kaba
 Asa Kryst
 Devin L'Amoreaux
 Koty Millard
 Clay Rittershaus
 Jeffrey Torda
 Dan Traxler
 Kurtis Turner
 Marco Velez

2015

Danny Deakin (Academic Medal)
 Lee Hogge (Academic Medal)
 Ryan Arambula
 Ive Burnett
 Chandler Corley
 Ben Davidson
 Craig Duggan
 Wesley Eads
 Trygve Ellingstad
 Peyton Ericson
 Bjorn Gudjonsson
 Asa Kryst
 Devin L'Amoreaux
 Matt McManis
 Koty Millard

Torgeir Nyboe
 William Pyle
 Martin Ramos
 Andre Streete
 Jeffrey Torda
 Kurtis Turner

2016

Ryan Arambula (Academic Medal)
 Ben Davidson (Academic Medal)
 Danny Deakin (Academic Medal)
 Lee Hogge (Academic Medal)
 Jeff Lu (Academic Medal)
 Kurtis Turner (Academic Medal)
 Inaki Aguirre
 Ive Burnett
 Chandler Corley
 Smith Dawsey
 Trygve Ellingstad
 Peyton Ericson
 Campbell Gibson
 Bjorn Gudjonsson
 Keegan Kullby
 Luca Mayr
 Matt McManis
 Koty Millard
 Torgeir Nyboe
 William Pyle
 Andre Streete
 Julian Veen Uldal
 Christoffer Wallander Ianev

2017

Aleksander Bjerke Christensson (Academic Medal)
 Smith Dawsey (Academic Medal)
 Benjamin Gilligan (Academic Medal)
 Jeff Lu (Academic Medal)
 Kay In 't Ven (Academic Medal)
 Paul Quildies (Academic Medal)
 Justin Bauer
 Chandler Corley
 Trygve Ellingstad
 Peyton Ericson
 Campbell Gibson
 Bjorn Gudjonsson
 Jared Gulden
 Luca Mayr
 Ian McGrane
 Tucker Monheimer
 Aidan O'Brien
 William Pyle
 Petter Soelberg
 Andre Streete
 Justin Sukow
 Christoffer Wallander Ianev

2018

Elijah Bebout (Academic Medal)
 Aleksander Bjerke Christensson (Academic Medal)
 Josh Corning (Academic Medal)
 Benjamin Gilligan (Academic Medal)
 Paul Quildies (Academic Medal)
 Justin Sukow (Academic Medal)
 Maceon Urueta (Academic Medal)
 Justin Bauer
 Ryan Bilichuk
 Frano Buhovac
 Smith Dawsey
 Peyton Ericson
 Bjorn Gudjonsson
 Nick Guido
 Jared Gulden
 Kyle Gurrieri
 Andrew Halloran
 Andrew Johnson
 Drew Johnson
 Luca Mayr
 Ian McGrane
 Tucker Monheimer
 Mitchell Myers
 Petter Soelberg
 Andre Streete
 Seth Wiebusch

2019

Elijah Bebout (Academic Medal)
 Aleksander Bjerke Christensson (Academic Medal)
 Josh Corning (Academic Medal)
 Logan Frost (Academic Medal)
 Logan Hitzeman (Academic Medal)
 Brad Kurtz (Academic Medal)
 Parker League (Academic Medal)
 Paul Quildies (Academic Medal)
 Donovan Wu (Academic Medal)
 Buenyamin Yusufoglu (Academic Medal)
 Brian Banahan
 Justin Bauer
 Ryan Bilichuk
 Frano Buhovac
 Jared Gulden
 Kyle Gurrieri
 Andrew Halloran
 Drew Johnson
 Zach Kirkwood
 Luca Mayr
 Tucker Monheimer
 Mark Roby
 Seth Wiebusch

2020

Brian Banahan (Academic Medal)
 Elijah Bebout (Academic Medal)
 Joshua Corning (Academic Medal)
 Athanasios Cosse (Academic Medal)
 Parker League (Academic Medal)
 Lorenzo Nagy (Academic Medal)
 Mark Roby (Academic Medal)
 Andrew Rosenbaum (Academic Medal)
 Donovan Wu (Academic Medal)
 Justin Bauer
 Ryan Bilichuk
 Peter Clement
 Logan Frost
 Jared Gulden
 Kyle Gurrieri
 Andrew Halloran
 Logan Hitzeman
 Justin Kopay
 Christian Kraus
 Spencer Mallion
 Jacob O'Connor
 Innocent Twishime
 Seth Wiebusch

2021

Conner Bailey (Academic Medal)
 Stephen Belanger (Academic Medal)
 Joshua Corning (Academic Medal)
 Tristan Himes (Academic Medal)
 Parker League (Academic Medal)
 Adam Luckhurst (Academic Medal)
 Lorenzo Nagy (Academic Medal)
 Mark Roby (Academic Medal)
 Donovan Wu (Academic Medal)
 Brian Banahan
 Ryan Bilichuk
 Peter Clement
 Logan Frost
 Jared Gulden
 Andrew Halloran
 Logan Hitzeman
 Christian Kraus
 Spencer Mallion
 Alex McDonald
 Harrison Myring
 Jacob O'Connor
 Andrew Rosenbaum
 Innocent Twishime



**UNITED SOCCER COACHES
SCHOLAR ALL-REGION**

1992

Rob Smith (First Team)
Daniel Upchurch (Second Team)

1995

Chuck Prosser (First Team)

1996

Chuck Prosser (Second Team)
Tony Soto (Second Team)
Mark Anatol (Third Team)
David Tart (Third Team)

1997

Scott Campagna (First Team)
David Tart (First Team)
Josh Wolff (First Team)
Ryan O'Neill (Second Team)

1998

Scott Campagna (Third Team)
Ryan O'Neill (Third Team)

1999

Scott Campagna (First Team)
Ryan O'Neill (First Team)
Chris Morman (Second Team)

2004

Greg Reece (Second Team)

2013

Braeden Troyer (Second Team)

2014


Braeden Troyer (Second Team)
Jeffrey Torda (Second Team)

2015

Jeffrey Torda (Second Team)

2017

Christoffer Wallander Ianev (Second Team)



SCOTT CAMPAGNA



BRAEDEN TROYER



INDIVIDUAL RECORDS

GOALS

Game: 5, Brian Winstead vs. Coastal Carolina (9/26/78)
Season: 25, Clint Mathis (1995)
Career: 63, Doug Allison (1984-87)

ASSISTS

Game: 4, 3 Times, Most Recent: Rob Smith (10/14/94)
Season: 16, Rubin Tufino (1989)
Career: 40, Rob Smith (1991-94)

POINTS

Game: 12, Brian Winstead vs. Coastal Carolina (9/26/78)
Season: 53, Clint Mathis (1995)
Career: 158, Doug Allison (1984-87)

SHOTS

Game: 13, Keith Leeper vs. Western Carolina (9/3/84)
Season: 106, Chris Faklaris (1994)
Career: 300, Chris Faklaris (1991-94)

SAVES

Game: 28, Paul Turin vs. Appalachian State (10/29/78)
Season: 105, Paul Turin (1978)
Career: 338, Henry Ring (1997-00)

SOLO SHUTOUTS

Season: 13, Warren Lipka (1985)
Career: 28, Jimmy Maurer (2007-10)

GOALS AGAINST AVERAGE

Season: 0.49, Charles Arndt (1987)
Career: 0.70, Charles Arndt (1985-88)

MINUTES IN GOAL

Season: 2,155, Warren Lipka (1985)
Career: 6,569, Henry Ring (1997-00)

GAMES PLAYED

Season: 24, by 13 players
Played & Started, Career: 87, Tommy Loeber (1986-90)
Most Games Started, Season: 24, by nine players



TM

TEAM RECORDS

GOALS

Most Goals, Game: 13 vs. Coastal Carolina (9/26/78)
Most Goals, Season: 81 in 1997
Fewest Goals, Season: 18 in 2009

ASSISTS

Most Assists, Game: 14 vs. Appalachian St. (9/22/91)
Most Assists, Season: 76 in 1997
Fewest Assists, Season: 13 in 2009

POINTS

Most Points, Game: 34, three times
Most Points, Season: 238 in 1997 (81 G, 76 A)
Fewest Points, Season: 49 in 2009

SHOTS

Most Shots, Game: 70 vs. Western Carolina (9/1/84)
Most Shots, Season: 576 in 1978
Fewest Shots, Game: 2 vs. Indiana (10/19/79) and at Old Dominion (9/23/18)
Fewest Shots, Season: 176 in 2021

CORNER KICKS

Most Corner Kicks, Game: 19 vs. Kentucky (11/4/11)
Most Corner Kicks, Season: 175 in 1986
Fewest Corner Kicks, Season: 64 in 2009

SAVES

Most Saves, Game: 28 vs. Appalachian State (10/29/78)
Most Saves, Season: 167 in 1983
Fewest Saves, Season: 53 in 2019

SHUTOUTS

Most Shutouts, Season: 15 in 1985
Fewest Shutouts, Season: 3 in 1996, 2011, 2017, and 2021
Most Consecutive Shutouts, Season: 5, in 1985 & 1987
Most Times Shut Out, Season: 8 in 1983 and 2009
Fewest Times Shut Out, Season: 1 in 1984, 1987, 1990

WINS, LOSSES, TIES & STREAKS

Most Wins, Season: 20 in 1985
Most Losses, Season: 11 in 1983, 2012
Most Ties, Season: 5 in 2008, 2013
Highest Winning Pct., Season: .854 in 1985 (20-3-1)

WINNING STREAKS

Consecutive Wins: 16, from 9/7/94 to 11/2/94
Consecutive Wins, Season: 16, from 9/7/94 to 11/2/94
Consecutive Home Wins, Season: 13, from 9/1/85 to 11/17/85
Consecutive Road Wins, Season: 6, from 9/21/94 to 10/26/94

UNBEATEN STREAKS

Longest Unbeaten Streak: 19, from 10/17/84 to 10/9/85
Longest Unbeaten Streak, Season: 16, from 9/7/94 to 11/2/94
Longest Home Unbeaten Streak, Season: 13, from 9/1/84 to 12/1/85
Longest Road Unbeaten Streak, Season: 6, from 9/21/94 to 10/26/94



CAREER LEADERS

POINTS

	G	A	PTS
1. Doug Allison (1984-87)	63	32	158
2. Chris Faklaris (1991-94)	55	14	124
3. Clint Mathis (1994-97)	53	15	121
4. Clark Brisson (1987-90)	36	26	98
5. Dan Ratcliff (1983-86)	37	20	94
6. Jordan Quinn (1999-02)	37	13	87
7. Andrew Coggins (1988-91)	33	15	81
8. Brian Winstead (1978-79)	33	14	80
9. Billy Baumhoff (1991-94)	22	34	78
Rob Smith (1991-94)	19	40	78
11. John Harr (1997-99)	28	20	76
12. Arni Arnthorsson (1984-87)	22	25	69
13. Dave Goodchild (1979-82)	28	12	68
14. Ruben Tufino (1989-92)	18	30	66
15. Joey Worthen (1998-01)	25	15	65

POINTS Per Game (Min. 35 Games)

	PTS	GM	PPG
1. Brian Winstead (1978-79)	80	36	2.22
2. Doug Allison (1984-87)	158	78	2.03
3. Clint Mathis (1994-97)	121	76	1.59
4. Chris Faklaris (1991-94)	124	81	1.53
5. Ryan Daley (2000-01)	53	38	1.39
6. John Harr (1997-99)	76	57	1.33
7. Clark Brisson (1987-90)	98	79	1.24
8. Jonas Myllenberg (1997-98)	45	38	1.18
9. Jordan Quinn (1999-2002)	87	74	1.18
10. Josh Wolff (1995-97)	50	43	1.16
11. Dan Ratcliff (1983-86)	94	82	1.15
12. Andrew Coggins (1988-91)	81	80	1.01
13. Kristinn Larusson (1994-96)	48	49	0.98
14. Scott Cook (1985-87)	64	67	0.96
15. Billy Baumhoff (1991-94)	78	84	0.93
Rob Smith (1991-94)	78	84	0.93

GOALS

1. Doug Allison (1984-87)	63
2. Chris Faklaris (1991-94)	55
3. Clint Mathis (1994-97)	53
4. Jordan Quinn (1999-2002)	37
Dan Ratcliff (1983-86)	37
6. Clark Brisson (1987-90)	36
7. Andrew Coggins (1988-91)	33
Brian Winstead (1978-79)	33
9. Dave Goodchild (1979-82)	28
John Harr (1997-99)	28
11. Sam Arthur (2007-10)	26
12. Joey Worthen (1998-2001)	25
13. Ayo Akinsete (2003-06)	24
14. Tom Reilley (1979-82)	23
15. Four tied with	22

Goals Per Game (Min. 35 Games)

	G	GM	GPG
1. Brian Winstead (1978-79)	33	36	0.92
2. Doug Allison (1984-87)	63	78	0.81
3. Clint Mathis (1994-97)	53	76	0.70
4. Chris Faklaris (1991-94)	55	81	0.68
5. Ryan Daley (2000-01)	20	38	0.53
6. Jordan Quinn (1999-2002)	37	74	0.50
7. John Harr (1997-99)	28	57	0.49
8. Josh Wolff (1995-97)	21	43	0.49
9. Clark Brisson (1987-90)	36	79	0.46
10. Dan Ratcliff (1983-86)	37	82	0.45
11. Jonas Myllenberg (1997-98)	17	38	0.45
12. Andrew Coggins (1988-91)	33	80	0.41
13. Gavin Coombs (1985-87)	15	38	0.39
14. Sam Arthur (2007-10)	26	67	0.39
15. Dave Goodchild (1979-82)	28	76	0.37

ASSISTS

1. Rob Smith (1991-94)	40
2. Billy Baumhoff (1991-94)	34
3. Doug Allison (1984-87)	32
4. Ruben Tufino (1989-92)	30
5. Clark Brisson (1987-90)	26
6. Arni Arnthorsson (1987-87)	25
7. Grenville Pope (1985-88)	23
David Burr (1979-82)	23
9. Mike Sambursky (2003-06)	22
10. John Harr (1997-99)	20
Matt Haiduk (1989-93)	20
Scott Cook (1985-87)	20
Dan Ratcliff (1983-86)	20
14. Ryan O'Neill (1996-99)	19
Sigmar Scheving (1992-95)	19

Assists Per Game (Min. 35 Games)

	A	GM	APG
1. Rob Smith (1991-94)	40	84	0.48
2. Ruben Tufino (1989-92)	30	72	0.42
3. Doug Allison (1984-87)	32	78	0.41
4. Kim Eriksen (1997-98)	15	37	0.41
5. Billy Baumhoff (1991-94)	34	84	0.40
6. Brian Winstead (1978-79)	14	36	0.39
7. John Harr (1997-99)	20	57	0.35
8. Ryan Daley (2000-01)	13	38	0.34
9. Arni Arnthorsson (1984-87)	25	75	0.33
10. Clark Brisson (1987-90)	26	79	0.33
11. Kristinn Larusson (1994-96)	16	49	0.33
12. Mike Sambursky (2003-06)	22	48	0.32
13. Scott Cook (1985-87)	20	67	0.30
14. David Burr (1979-82)	23	78	0.29
15. Matt Haiduk (1989-93)	20	68	0.29

Game-Winning GOALS

1. Doug Allison (1984-87)	18
2. Clint Mathis (1994-97)	15
3. Jordan Quinn (1999-2002)	13
4. Joey Worthen (1998-2001)	12
Chris Faklaris (1991-94)	12
Clark Brisson (1987-90)	12
7. Andrew Coggins (1988-91)	11
Scott Cook (1985-87)	11
9. Sam Arthur (2007-10)	10
Ayo Akinsete (2003-06)	10
Arni Arnthorsson (1984-87)	10
12. Mike Sambursky (2003-06)	9
Billy Baumhoff (1991-94)	9
14. Four tied with	8



Doug Allison, who earned All-America status in 1987, holds South Carolina's career record for goals, points and game-winning goals



SINGLE-SEASON LEADERS

POINTS

	G	A	PTS
1. Clint Mathis (1995)	25	3	53
2. Clark Brisson (1989)	21	8	50
3. Brian Winstead (1978)	18	12	48
4. Doug Allison (1987)	17	11	45
5. Chris Faklaris (1993)	20	4	44
6. Doug Allison (1985)	17	6	40
7. Doug Allison (1986)	15	9	39
8. Doug Allison (1984)	14	6	34
9. Chris Faklaris (1994)	15	3	33
10. Dan Ratcliff (1986)	12	9	33
11. Dan Ratcliff (1985)	13	7	33
12. Jordan Quinn (2000)	13	6	32
13. Brian Winstead (1979)	15	2	32
14. Jordan Quinn (2001)	13	5	31
15. John Harr (1997)	13	5	31

POINTS Per Game (Min. 12 Games)

	PTS	GM	PPG
1. Brian Winstead (1978)	48	17	2.82
2. Clint Mathis (1995)	53	19	2.79
3. Clark Brisson (1989)	50	22	2.27
4. Doug Allison (1987)	45	21	2.14
5. Doug Allison (1985)	40	20	2.00
6. Doug Allison (1984)	34	17	2.00
7. Doug Allison (1986)	39	20	1.96
8. Chris Faklaris (1993)	44	23	1.91
9. Ed Muehlheausler (1978)	25	14	1.79
10. Jordan Quinn (2000)	32	19	1.68
11. Brian Winstead (1979)	32	19	1.68
12. Chris Faklaris (1994)	33	20	1.65
13. Jordan Quinn (2001)	31	19	1.63
14. Andrew Coggins (1991)	29	18	1.61
15. David Goodchild (1980)	30	19	1.58

GOALS

1. Clint Mathis (1995)	25
2. Clark Brisson (1989)	21
3. Chris Faklaris (1993)	20
4. Brian Winstead (1978)	18
5. Doug Allison (1987)	17
6. Doug Allison (1985)	17
7. Chris Faklaris (1994)	15
8. Doug Allison (1986)	15
9. Brian Winstead (1979)	15
10. Doug Allison (1984)	14
11. Six tied with	13

Goals Per Game (Min. 12 Games)

	G	GM	GPG
1. Clint Mathis (1995)	25	19	1.32
2. Brian Winstead (1978)	18	17	1.06
3. Clark Brisson (1989)	21	22	0.95
4. Chris Faklaris (1993)	20	23	0.87
5. Doug Allison (1985)	17	20	0.85
6. Doug Allison (1984)	14	17	0.82
7. Doug Allison (1987)	17	21	0.81
8. Brian Winstead (1979)	15	19	0.79
9. Ed Muehlheausler (1978)	11	14	0.78
10. Chris Faklaris (1994)	15	20	0.75
11. Doug Allison (1986)	15	20	0.75
12. Andrew Coggins (1991)	13	18	0.72
13. Pat Layden (1978)	11	16	0.69
14. Jordan Quinn (2001)	13	19	0.68
15. Jordan Quinn (2000)	13	19	0.68
16. Dave Goodchild (1980)	13	19	0.68

ASSISTS


1. Ruben Tufino (1989)	16
2. Billy Baumhoff (1993)	15
3. Rob Smith (1994)	12
4. Rob Smith (1993)	12
5. Brian Winstead (1978)	12
6. Doug Allison (1987)	11
7. Keith Leeper (1985)	11
8. Blake Brettschneider (2010)	10
9. Kim Eriksen (1997)	10
10. Sigmar Scheving (1995)	10
11. 11 tied with	9

Assists Per Game (Min. 12 Games)

	A	GM	APG
1. Ruben Tufino (1989)	16	21	0.76
2. Brian Winstead (1978)	12	17	0.71
3. Billy Baumhoff (1993)	15	24	0.62
4. Rob Smith (1994)	12	20	0.60
5. Jim Heilich (1978)	7	12	0.58
6. Ed Fuchs (1978)	9	16	0.56
7. Doug Allison (1987)	11	21	0.52
8. Rob Smith (1993)	12	24	0.50
9. Blake Brettschneider (2010)	10	20	0.50
10. Kim Eriksen (1997)	10	20	0.50
11. Sigmar Scheving (1995)	10	20	0.50
12. Josh Alcala (2005)	9	19	0.47
13. David Burr (1982)	9	19	0.47
14. Mike Sambursky (2006)	8	17	0.47
15. David Testo (1999)	7	15	0.47

Game-Winning GOALS

1. Clint Mathis (1995)	10
2. Doug Allison (1985)	9
3. Chris Faklaris (1994)	7
4. Clark Brisson (1989)	7
5. Sam Arthur (2008)	6
6. Ryan Daley (2000)	6
7. Danny Deakin (2016)	5
8. Bradlee Baladez (2010)	5
9. Jordan Quinn (1999-2002)	5
10. Andrew Coggins (1990)	5
11. Arni Arnthorsson (1987)	5
12. Doug Allison (1986)	5
13. Arni Arnthorsson (1984)	5
14. Brian Winstead (1979)	5
15. 13 tied with	4



Clint Mathis set four program single-season records in 1995, claiming First Team All-America accolades for his work on the pitch.



CAROLINA SOCCER

Career SAVES

1. Henry Ring (1997-2000)	338
2. Jimmy Maurer (2007-10)	318
3. David Turner (1990-93)	268
4. Glen Thompson (1980, '82-84)	255
5. Warren Lipka (1982-85)	251
6. John Mills (1993-96)	233
7. William Pyle (2015-17)	227
8. Charles Arndt (1985-88)	183
9. Brad Guzan (2003-04)	173
10. Paul Turin (1978-79)	167

SAVES Per Game (min. 150 saves)

	SV	GP	SPG
1. Warren Lipka (1982-85)	251	55	4.56
2. Brad Guzan (2003-04)	173	38	4.55
3. William Pyle (2015-17)	227	52	4.37
4. Henry Ring (1997-2000)	338	78	4.33
5. Mike Gustavson (2005-06)	158	38	4.16
6. Glen Thompson (1980, '82-84)	255	62	4.11
7. Jimmy Maurer (2007-10)	318	78	4.08
8. David Turner (1990-93)	268	70	3.83
9. John Mills (1993-96)	233	71	3.28
10. Michael Bachmeyer (1999-2002)	150	48	3.12

SAVE PERCENTAGE (min. 150 Saves)

	SV	GA	PCT
1. Paul Turin (1978-79)	167	25	.870
2. Warren Lipka (1982-85)	251	48	.839
3. Henry Ring (1997-00)	338	75	.818
4. Charles Arndt (1985-88)	183	41	.817
5. Brad Guzan (2003-04)	173	45	.794
6. Glen Thompson (1980, 82-84)	255	67	.792
7. Jimmy Maurer (2007-10)	318	85	.789
8. John Mills (1993-96)	233	64	.785
9. William Pyle (2015-17)	227	64	.780
10. Mike Gustavson (2005-06)	158	45	.778

GOALS AGAINST AVERAGE (MIN. 2,500 MINUTES)

	GA	MIN	GAA
1. Charles Arndt (1985-88)	41	5,286	0.70
2. Chris Foley (1986-89)	22	2,748	0.72
3. Paul Turin (1978-79)	25	2,625	0.86
4. Henry Ring (1997-00)	75	6,569	1.03
5. John Mills (1993-96)	64	5,566	1.03
6. Warren Lipka (1982-85)	48	4,130	1.05
7. Jimmy Maurer (2007-10)	85	7,284	1.05
8. Michael Bachmeyer (1999-2002)	47	3,919	1.08
9. Mike Gustavson (2005-06)	45	3,545	1.14
10. Brad Guzan (2003-04)	45	3,500	1.16

Minutes Played

1. Jimmy Maurer (2007-10)	7,280
2. Henry Ring (1997-2000)	6,569
3. David Turner (1990-93)	6,118
4. John Mills (1993-96)	5,566
5. Charles Arndt (1985-88)	5,286
6. Glen Thompson (1980, '82-84)	4,757
7. William Pyle (2015-17)	4,749
8. Warren Lipka (1982-85)	4,130
9. Michael Bachmeyer (1999-2002)	3,917
10. Mike Gustavson (2005-06)	3,543

Solo SHUTOUTS

1. Jimmy Maurer (2007-10)	28
2. Charles Arndt (1985-88)	23
3. Henry Ring (1997-00)	22
4. David Turner (1990-93)	19
5. Warren Lipka (1982-85)	17
6. Glen Thompson (1980, 82-84)	17
7. Brad Guzan (2003-04)	13
T-8. Paul Turin (1978-79), William Pyle (2015-17)	12
10. Three tied with	10

Single-Season SAVES

1. Henry Ring (1998)	106
2. Paul Turin (1978)	105
3. Brad Guzan (2004)	104
4. Henry Ring (2000)	98
5. Warren Lipka (1983)	97
6. David Turner (1992)	95
7. Jimmy Maurer (2008)	91
8. Mike Gustavson (2005)	88
9. Warren Lipka (1985)	87
10. Jimmy Maurer (2010)	86

SAVES Per Game (min. 60 saves)

	SV	GP	SPG
1. Warren Lipka (1983)	97	10	9.70
2. Glen Thompson (1983)	70	12	5.83
3. Brad Guzan (2004)	104	20	5.20
4. Henry Ring (2000)	98	19	5.16
5. Henry Ring (1998)	106	21	5.05
6. William Pyle (2017)	83	17	4.88
7. Jimmy Maurer (2008)	91	19	4.79
8. David Turner (1992)	95	21	4.52
9. Henry Ring (1999)	81	18	4.50
10. William Pyle (2015)	76	17	4.47

SAVE PERCENTAGE (Min. 60 Saves)

	SV	GA	PCT
1. Paul Turin (1978)	105	11	.905
2. Henry Ring (1998)	106	14	.883
3. Charles Arndt (1987)	60	9	.870
4. Henry Ring (2000)	98	17	.852
5. Jimmy Maurer (2008)	91	16	.850
6. Charles Arndt (1988)	61	12	.836
7. Warren Lipka (1985)	87	18	.829
8. William Pyle (2015)	76	16	.826
9. Glen Thompson (1983)	70	15	.824
10. Warren Lipka (1985)	87	18	.822

GOALS AGAINST AVERAGE (MIN. 1,200 MINUTES)

	GA	MIN	GAA
1. Charles Arndt (1987)	9	1,662	0.49
2. Charles Arndt (1988)	12	2,004	0.54
3. John Mills (1995)	11	1,475	0.67
4. Henry Ring (1998)	14	1,753	0.72
5. Warren Lipka (1985)	18	2,155	0.75
6. Paul Turin (1978)	11	1,307	0.76
7. Jimmy Maurer (2008)	16	1,810	0.80
8. Chris Foley (1989)	19	1,958	0.87
9. David Turner (1990)	19	1,892	0.90
10. Henry Ring (2000)	17	1,652	0.93

Minutes Played

1. Warren Lipka (1985)	2,155
2. Jimmy Maurer (2010)	2,027
3. David Turner (1992)	2,010
4. Charles Arndt (1988)	2,004
5. Mike Gustavson (2005)	1,970
6. Chris Foley (1989)	1,958
7. David Turner (1990)	1,892
8. Michael Bachmeyer (2002)	1,864
9. Brad Guzan (2004)	1,820
10. Jimmy Maurer (2008)	1,810

SOLO SHUTOUTS

1. Warren Lipka (1985)	13
2. Charles Arndt (1988)	11
3. Paul Turin (1978)	10
4. Jimmy Maurer (2010)	9
5. Jimmy Maurer (2008)	9
6. Brad Guzan (2003)	8
7. Henry Ring (1998)	8
8. Chris Foley (1989)	7
9. David Turner (1990)	7



FRESHMAN RECORDS

POINTS

	G	A	PTS
1. Doug Allison (1984)	14	6	34
2. Ruben Tufino (1989)	6	16	28
3. Arni Arnthorsson (1984)	9	9	27
4. Ryan Daley (2000)	10	5	25
5. Jonas Gudjonsson (1988)	9	5	23
6. Clint Mathis (1994)	9	4	22
7. Chris Faklaris (1991)	8	4	20
8. Mikkel Knudsen (2014)	8	3	19
9. Joey Worthen (1998)	7	4	18
10. Danny Ratcliff (1983)	8	1	17

GOALS

1. Doug Allison (1984)	14
2. Ryan Daley (2000)	10
3. Clint Mathis (1994)	9
Jonas Gudjonsson (1988)	9
Arni Anthorsson (1984)	9
6. Mikkel Knudsen (2014)	8
Chris Faklaris (1991)	8
Danny Ratcliff (1983)	8
9. Ayo Akinsete (2003)	7
Joey Worthen (1998)	7

ASSISTS

1. Ruben Tufino (1989)	16
2. Arni Arnthorsson (1984)	9
3. Rob Smith (1991)	8
4. Rodney Perry (1999)	6
Clark Brisson (1987)	6
Doug Allison (1984)	6
7. Kurtis Turner (2013)	5
Ryan Daley (2000)	5
Chris Morman (1996)	5
Ryan O'Neill (1996)	5
Tony Soto (1995)	5
Jonas Gudjonsson (1988)	5

GOALS AGAINST AVERAGE (Min. 1200 Minutes)

	GA	MIN	GAA
1. David Turner (1990)	19	1892	0.90
2. Brad Guzan (2003)	18	1680	0.96
3. Henry Ring (1997)	17	1524	1.00
4. Jimmy Maurer (2007)	21	1743	1.08
5. Mike Gustavson (2005)	26	1971	1.19

SOLO SHUTOUTS

1. Brad Guzan (2003)	8
2. David Turner (1990)	7
3. Jimmy Maurer (2007)	5
Glen Thompson (1980)	5
5. Mike Gustavson (2005)	4
Henry Ring (1997)	4

SAVES

1. Mike Gustavson (2005)	88
2. Jimmy Maurer (2007)	78
3. David Turner (1990)	74
4. Brad Guzan (2003)	69
Glen Thompson (1980)	69

SAVE PERCENTAGE (Min. 60 saves)

	SV	GA	PCT
1. Glen Thompson (1980)	69	16	.812
2. David Turner (1990)	74	19	.796
3. Brad Guzan (2003)	69	18	.793
4. Jimmy Maurer (2007)	78	21	.788
5. Mike Gustavson (2005)	88	26	.772



Ruben Tufino's freshman year set a new program record for assists en route to being named Soccer America's National Freshman of the Year.



Brad Guzan's eight clean sheets and 0.96 GAA in 2003 stands second and third, respectively, for a Gamecock freshman goalkeeper in history.



ANNUAL LEADERS

POINTS G A PTS

Table with 4 columns: Year, Player Name, Goals (G), Assists (A), Points (PTS). Lists top scorers from 1978 to 2021.

GOALS

Table with 3 columns: Year, Player Name, Goals (G). Lists players and their goal counts from 1978 to 2021.

Table with 3 columns: Year, Player Name, Points (PTS). Lists players and their points from 1978 to 1981.

ASSISTS

Table with 3 columns: Year, Player Name, Assists (PTS). Lists players and their assist counts from 1978 to 2021.

AWARDS & HONORS



CAROLINA SOCCER

Year	Head Coach	Win	Loss	Tie	Pct	GS	GA	Win	Loss	Tie	Pct	Finish	Final Rank	Postseason
1978	Mark Berson	13	3	1	.794	67	12	-	-	-	-	-	-	-
1979	Mark Berson	14	5	0	.737	55	16	-	-	-	-	-	-	NCAA Tournament (16)
1980	Mark Berson	12	5	2	.684	52	24	-	-	-	-	-	-	-
1981	Mark Berson	16	4	1	.786	51	22	-	-	-	-	-	-	-
1982	Mark Berson	12	5	2	.684	47	22	-	-	-	-	-	-	-
1983	Mark Berson	8	11	2	.429	34	36	-	-	-	-	-	-	-
1984	Mark Berson	14	4	2	.750	59	23	-	-	-	-	-	20	-
1985	Mark Berson	20	3	1	.854	68	18	-	-	-	-	-	6	NCAA Tournament
1986	Mark Berson	17	5	0	.773	71	23	-	-	-	-	-	13	NCAA Tournament (8)
1987	Mark Berson	16	2	3	.833	63	10	-	-	-	-	-	2	NCAA Tournament (16)
1988	Mark Berson	14	4	4	.727	46	12	-	-	-	-	-	5	NCAA College Cup
1989	Mark Berson	17	3	2	.818	60	19	-	-	-	-	-	8	NCAA Tournament (8)
1990	Mark Berson	14	5	2	.714	40	19	-	-	-	-	-	12	NCAA Tournament (16)
1991	Mark Berson	14	5	0	.737	56	22	-	-	-	-	-	-	-
1992	Mark Berson	13	5	3	.690	50	32	-	-	-	-	-	-	NCAA Tournament
1993	Mark Berson	16	4	4	.750	70	26	4	0	1	.900	1st Metro	23	NCAA College Cup Finals
1994	Mark Berson	16	4	0	.800	64	21	4	1	0	.800	2nd Metro	6	NCAA Tournament
1995	Mark Berson	16	4	0	.800	58	20	-	-	-	-	-	3	NCAA Tournament (16)
1996	Mark Berson	8	9	2	.474	46	30	-	-	-	-	-	-	-
1997	Mark Berson	16	3	1	.825	81	23	-	-	-	-	-	8	NCAA Tournament (16)
1998	Mark Berson	16	5	0	.762	48	14	-	-	-	-	-	10	NCAA Tournament (16)
1999	Mark Berson	10	7	2	.579	48	30	-	-	-	-	-	-	-
2000	Mark Berson	12	4	3	.711	41	19	-	-	-	-	-	17	NCAA Tournament
2001	Mark Berson	12	5	2	.684	45	23	-	-	-	-	-	20	NCAA Tournament
2002	Mark Berson	11	8	1	.575	28	20	-	-	-	-	-	-	NCAA Tournament
2003	Mark Berson	9	7	2	.556	25	18	-	-	-	-	-	-	-
2004	Mark Berson	12	7	1	.625	34	27	-	-	-	-	-	-	NCAA Tournament
2005	Mark Berson	12	7	2	.619	36	27	7	1	1	.833	2nd C-USA	-	NCAA Tournament
2006	Mark Berson	11	5	1	.676	29	19	4	3	1	.563	T-4th C-USA	-	-
2007	Mark Berson	11	6	2	.632	28	21	4	2	2	.625	4th C-USA	-	-
2008	Mark Berson	8	6	5	.553	27	16	2	2	4	.500	5th C-USA	-	-
2009	Mark Berson	7	8	3	.472	18	23	2	4	2	.375	T-6th C-USA	-	-
2010	Mark Berson	13	7	2	.636	27	25	4	3	1	.563	4th C-USA	-	NCAA Tournament (16)
2011	Mark Berson	9	7	3	.553	29	31	6	1	1	.813	T-1st C-USA	-	NCAA Tournament
2012	Mark Berson	5	11	2	.333	20	33	2	5	1	.313	8th C-USA	-	-
2013	Mark Berson	7	7	5	.500	25	25	4	2	3	.611	4th C-USA	-	-
2014	Mark Berson	10	10	0	.500	30	33	3	5	0	.375	7th C-USA	-	-
2015	Mark Berson	11	8	2	.571	28	29	6	2	0	.750	3rd C-USA	-	NCAA Tournament
2016	Mark Berson	11	8	1	.575	30	23	5	2	1	.688	2nd C-USA	-	NCAA Tournament
2017	Mark Berson	6	9	2	.412	21	30	2	4	2	.375	7th C-USA	-	-
2018	Mark Berson	7	10	0	.412	20	20	2	6	0	.250	8th C-USA	-	-
2019	Mark Berson	7	9	2	.286	19	30	2	5	0	.286	6th C-USA	-	-
2020	Mark Berson	8	7	1	.531	29	24	2	4	1	.357	6th C-USA	-	-
2021	Tony Annan	5	9	2	.375	19	32	1	5	2	.167	7th C-USA	-	-
TOTAL 44 YEARS		516	270	78	.643	1,842	1,022	66	57	23	.531	2 Conference Titles	22 NCAA Appearances	



1993 Metro Conference Champions



2011 Conference USA Champions



CAROLINA SOCCER



1993

TEAM	MC	PCT	ALL	PCT
South Carolina	4-0-1	.900	16-4-4	.750
VCU	4-1-0	.800	15-3-0	.833
Charlotte	3-1-1	.700	10-7-2	.579
Virginia Tech	1-4-0	.200	10-8-1	.553
USF	1-4-0	.200	9-6-1	.594
Louisville	1-4-0	.200	2-16-2	.150

1994

TEAM	MC	PCT	ALL	PCT
South Carolina	4-1-0	.800	16-4-0	.800
USF	3-2-0	.600	9-7-0	.563
Louisville	2-3-0	.400	10-9-0	.526
Virginia Tech	1-4-0	.200	7-12-0	.368
VCU	0-5-0	.000	5-14-0	.263

2005



TEAM	C-USA	PCT	ALL	PCT
South Carolina	7-1-1	.823	12-7-2	.619
UAB	5-3-1	.611	10-7-1	.583
FIU	4-3-2	.556	8-7-2	.529
Marshall	4-3-2	.556	8-9-2	.474
Memphis	3-4-2	.444	8-8-2	.500
Kentucky	3-4-2	.444	6-7-6	.474
Tulsa	2-4-3	.389	7-7-7	.500
UCF	2-6-1	.278	7-8-1	.469
East Carolina	0-9-0	.000	0-15-1	.031

2006

TEAM	C-USA	PCT	ALL	PCT
South Carolina	4-3-1	.563	11-5-1	.676
UAB	4-3-1	.563	10-6-4	.600
UCF	3-3-2	.500	6-9-2	.412
Memphis	3-5-0	.375	10-8-0	.556
FIU	2-6-0	.250	6-10-2	.389
Marshall	1-6-1	.188	4-10-2	.313

2007

TEAM	C-USA	PCT	ALL	PCT
South Carolina	4-2-2	.625	11-6-2	.632
Memphis	3-2-3	.563	10-5-4	.632
Marshall	3-5-0	.375	10-9-1	.525
FIU	2-6-0	.250	5-14-2	.286
UAB	2-6-0	.250	7-11-1	.395
UCF	0-6-2	.125	4-12-2	.278

2008

TEAM	C-USA	PCT	ALL	PCT
South Carolina	2-2-4	.500	8-6-5	.553
UCF	3-4-1	.438	7-11-1	.395
Marshall	3-5-0	.375	3-14-1	.194
UAB	2-5-1	.312	6-10-3	.395
FIU	2-6-0	.250	4-11-2	.294

2009

TEAM	C-USA	PCT	ALL	PCT
South Carolina	2-4-2	.375	7-8-3	.472
SMU	2-4-2	.375	6-8-2	.438
UCF	2-5-1	.312	6-7-3	.469
FIU	1-6-1	.188	6-10-1	.382

2010

TEAM	C-USA	PCT	ALL	PCT
South Carolina	4-3-1	.563	13-7-2	.636
UAB	4-4-0	.500	10-7-1	.583
Tulsa	3-3-2	.500	12-7-2	.619
Marshall	3-4-1	.438	9-5-4	.611
Memphis	1-6-1	.188	5-11-1	.324
FIU	1-7-0	.125	7-10-0	.412

2011

TEAM	C-USA	PCT	ALL	PCT
South Carolina	6-1-1	.812	9-7-3	.553
UCF	4-3-1	.562	12-6-3	.643
SMU	4-3-1	.562	13-7-1	.643
Marshall	4-3-1	.562	8-8-1	.500
Memphis	4-4-0	.500	11-6-1	.639
Kentucky	2-5-1	.312	9-9-2	.500
FIU	1-5-2	.250	5-8-4	.412
Tulsa	1-7-0	.125	5-12-0	.294

2012

TEAM	C-USA	PCT	ALL	PCT
South Carolina	2-5-1	.312	5-11-2	.333
FIU	0-7-1	.062	8-8-2	.500

2013

TEAM	C-USA	PCT	ALL	PCT
South Carolina	4-2-3	.611	7-7-5	.500
Tulsa	4-3-2	.556	11-6-3	.625
Charlotte	4-3-2	.556	12-6-3	.643
Kentucky	3-4-2	.444	7-10-3	.425
FIU	2-6-1	.278	6-10-1	.382
Florida Atlantic	1-7-1	.167	7-7-2	.500
Marshall	0-6-3	.167	2-11-6	.263

2014

TEAM	C-USA	PCT	ALL	PCT
South Carolina	3-5-0	.375	10-10	.500
FIU	2-6-0	.250	6-9-1	.406
Florida Atlantic	1-6-1	.188	1-13-2	.125

2015

TEAM	C-USA	PCT	ALL	PCT
South Carolina	6-2-0	.750	11-8-2	.571
Old Dominion	3-3-2	.500	8-5-3	.594
FIU	3-4-1	.438	12-7-1	.625
New Mexico	2-4-2	.375	8-6-4	.556
Marshall	2-5-1	.313	8-9-2	.474
UAB	2-6-0	.250	5-11-0	.455
Florida Atlantic	1-7-0	.125	2-12-2	.188

2016

TEAM	C-USA	PCT	ALL	PCT
South Carolina	5-2-1	.688	11-8-1	.575
FIU	5-2-1	.688	10-7-2	.579
Kentucky	5-3-0	.625	11-5-3	.658
New Mexico	4-3-1	.563	12-7-3	.614
UAB	2-5-1	.313	6-9-3	.417
Old Dominion	2-5-1	.313	6-9-2	.412
Florida Atlantic	2-6-0	.250	4-10-1	.300
Marshall	1-6-1	.188	6-11-1	.361

2017

TEAM	C-USA	PCT	ALL	PCT
South Carolina	2-4-2	.375	6-9-2	.412
Florida Atlantic	2-6-0	.250	2-14-0	.125
UAB	1-6-1	.188	5-7-4	.438



2018

TEAM	C-USA	PCT	ALL	PCT
Kentucky	7-1-0	.875	19-2-1	.886
Old Dominion	6-2-0	.750	11-5-2	.667
Charlotte	6-2-0	.750	14-5-2	.714
FIU	5-3-0	.625	7-10-0	.412
Marshall	3-3-2	.500	8-9-3	.475
UAB	2-5-1	.313	6-9-3	.417
New Mexico	2-5-1	.313	4-11-1	.281
South Carolina	2-6-0	.250	7-10-0	.412
Florida Atlantic	1-7-0	.125	2-13-0	.133

2019

TEAM	C-USA	PCT	ALL	PCT
Marshall	5-1-1	.786	16-3-3	.795
Charlotte	4-0-3	.786	12-4-4	.700
FIU	4-2-1	.643	10-3-5	.694
Kentucky	4-2-1	.643	13-5-3	.690
FAU	3-4	.429	7-8-1	.469
South Carolina	2-5	.286	7-9-2	.444
UAB	1-5-1	.214	3-12-2	.235
ODU	1-5-1	.214	3-11-1	.233

2020

TEAM	C-USA	PCT	ALL	PCT
Marshall	6-0-1	.929	13-2-3	.806
Charlotte	6-1	.857	6-3-2	.636
FIU	3-3-1	.500	4-4-1	.500
Kentucky	3-3-1	.500	12-5-2	.684
Florida Atlantic	3-4	.429	6-4-2	.583
South Carolina	2-4-1	.357	8-7-1	.531
UAB	1-5-1	.214	3-12-1	.219
ODU	0-4-3	.214	1-4-3	.313

2021

TEAM	C-USA	PCT	ALL	PCT
FIU	7-0-1	.938	12-4-2	.722
Marshall	5-1-2	.786	11-4-3	.706
Charlotte	5-3	.600	10-6-1	.618
Coastal Carolina	3-1-4	.625	6-5-4	.533
Kentucky	3-1-4	.625	15-2-4	.810
Florida Atlantic	2-4-2	.375	9-7-3	.553
South Carolina	1-5-2	.250	5-9-2	.375
Old Dominion	1-5-2	.250	3-9-2	.286
UAB	0-7-1	.063	2-12-1	.167

AWARDS & HONORS



CAROLINA SOCCER

NCAA LEDGER

1979

at Clemson 0-1 L Clemson, S.C. 1st

1985

Duke 3-0 W THE GRAVEYARD 1st

at Clemson 1-0 (PK) W Clemson, S.C. 2nd

American 0-2 L THE GRAVEYARD QF

1986

at Duke 2-3 L Durham, N.C. 1st

1987

NC State 1-0 (OT) W THE GRAVEYARD 1st

North Carolina 1-2 (PK) L THE GRAVEYARD 2nd

1988 - NCAA COLLEGE CUP

North Carolina 3-1 W THE GRAVEYARD 2nd

SMU 1-0 W THE GRAVEYARD QF

Howard 0-2 L Bloomington, Ind. SF

1989

Duke 2-1 W THE GRAVEYARD 1st

at Wake Forest 5-1 W Winston-Salem, N.C. 2nd

at Virginia 0-1 (OT) L Charlottesville, Va. QF

1990

at Clemson 3-0 W Clemson, S.C. 1st

at NC State 1-3 L Raleigh, N.C. 2nd

1992

Coastal Carolina 0-2 L THE GRAVEYARD 1st

1993 - NCAA COLLEGE CUP

Furman 1-0 W THE GRAVEYARD 1st

at Clemson 3-2 W Clemson, S.C. 2nd

Air Force 6-0 W THE GRAVEYARD QF

vs. Cal St. Fullerton 1-0 W Davidson, N.C. SF

NATIONAL CHAMPIONSHIP GAME

vs. Virginia 0-2 L Davidson, N.C. F


1994

NC State 0-1 L THE GRAVEYARD 1st

1995

Coastal Carolina 3-1 (OT) W THE GRAVEYARD 1st


Duke 0-2 L THE GRAVEYARD 2nd



Head coach Mark Berson has been at the helm of the Carolina program since the inaugural 1978 season. Berson has led the Gamecocks to 21 NCAA Tournament appearances during his tenure.



The 1988 Gamecock men's soccer team made history during the later months of the season. After a top seed and an opening-round bye, SC won the battle of the Carolinas with a 3-1 victory over North Carolina, avenging a stunning loss from the previous season. In the second round, the squad went on to capture a 1-0 victory over SMU to advance to the school's first semifinal appearance.



CLARK BRISSON
1987-90

AWARDS & HONORS



1993 was a year to remember for the Gamecocks. Opening the NCAA Tournament with consecutive victories over intra-state rivals Furman and Clemson blanking Air Force 6-0 on its home field, Carolina seemed destined for greatness. Behind the late heroics of Jaime Poshanski, USC captured a 1-0 victory over Cal State Fullerton to advance to the national championship game against ACC foe Virginia. The Cavaliers collected a 2-0 victory, but Carolina etched its name in history.

**All-Time vs. Opponents
in the NCAA Tournament**

Opponent	Record
Air Force	1-0
American	0-1
Cal State Fullerton	1-0
Charleston Southern	1-0
Clemson	3-3
Coastal Carolina	1-2
College of Charleston	0-1
Duke	3-3
Furman	1-0-1
Howard	0-1
Mercer	1-0
Michigan	0-1
North Carolina	1-1
NC State	1-2
SMU	1-0
UAB	0-1
UC Santa Barbara	0-1
Virginia	0-3
VCU	1-0
Wake Forest	1-1-1
Total:	17-22-2

1997

Charleston Southern	3-0	W	STONE STADIUM	1st
Clemson	0-1 (OT)	L	STONE STADIUM	2nd

1998

VCU	2-0	W	STONE STADIUM	1st
at Virginia	0-1	L	Charlottesville, Va.	2nd

2000

Duke	0-1	L	STONE STADIUM	1st
------	-----	---	---------------	-----

2001

UAB (OT)	2-3	L	STONE STADIUM	2nd
----------	-----	---	---------------	-----

2002

Coastal Carolina	1-2 (OT)	L	STONE STADIUM	1st
------------------	----------	---	---------------	-----

2004

Coll. of Charleston	2-3	L	STONE STADIUM	1st
---------------------	-----	---	---------------	-----

2005

at Wake Forest	0-2	L	Winston-Salem, N.C.	1st
----------------	-----	---	---------------------	-----

2010

Duke	1-0	W	STONE STADIUM	2nd
Michigan	1-3	L	STONE STADIUM	3rd

2011

Wake Forest	1-1 (2OT)	T	STONE STADIUM	1st
-------------	-----------	---	---------------	-----

** Wake Forest advanced on PK's, 4-3

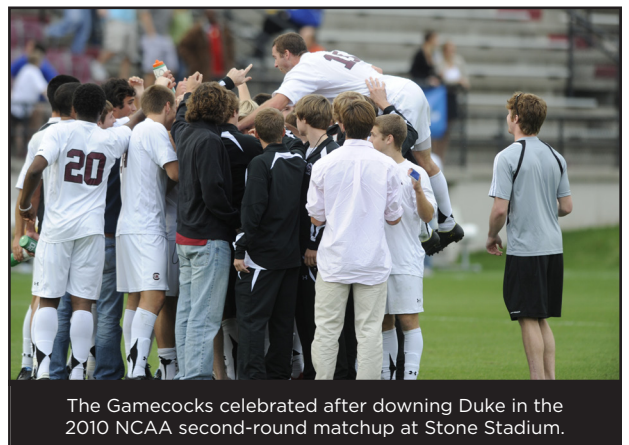

2015

Furman	1-1 (2OT)	T	STONE STADIUM	1st
--------	-----------	---	---------------	-----

** South Carolina advanced on PK's, 2-1
at UC Santa Barbara 0-1 (OT) L Santa Barbara, Calif. 2nd

2016

Mercer	1-0	W	STONE STADIUM	1st
at Clemson	2-1 (OT)	L	Clemson, S.C.	2nd





NCAA MATCH RECAPS

1979 First Round Clemson 1, Carolina 0 Nov. 25 at Riggs Field

CLEMSON, S.C. — After only two seasons of competition, Mark Berson led the Gamecocks to the school's first NCAA Tournament appearance. The game was a rematch of an earlier 1-0 win by the Tigers in Clemson, and a first-half goal by Obed Ariri began and ended the scoring on a rainy day at Riggs Field.

The loss ended USC's season at 14-5-0, a year that included four losses by a 1-0 score and that earned the Gamecocks their first national ranking (16th at midseason).

SCORE BY PERIOD	1	2	OT	OT TOT
South Carolina	0	0	0	0
Clemson	1	0	0	1

SCORING

CU — Ariri (Nwokocha), 10:54

1985 First Round Carolina 3, Duke 0 Nov. 17 at The Graveyard

COLUMBIA, S.C. — Two first-half goals just eight minutes apart broke a scoreless tie, and Carolina went on to a 3-0 victory over Duke in the Gamecocks' first ever NCAA Tournament match at The Graveyard. Carolina opened the scoring 21 minutes into the match on a goal by Doug Allison off a Scott Cook pass. Cook scored eight minutes later when an apparent cross found the net for a 2-0 halftime lead.

Dan Ratcliff finished the scoring 15 minutes into the second half on a pass from Allison as the Gamecocks advanced to the second round for the first time in school history.

SCORE BY PERIOD	1	2	OT	OT TOT
Duke	0	0	0	0
South Carolina	2	1	0	3

SCORING

USC — Allison (Cook), 21:05
USC — Cook (UA), 29:24
USC — Ratcliff (Allison), 59:31

1985 Second Round Carolina 1, Clemson 0 (PK) Nov. 24 at Riggs Field

CLEMSON, S.C. — Carolina headed into the second-round match at Clemson with a 19-2-1 record with the Tigers breaking USC's 13-match winning streak earlier in the year at Clemson. Also on the line was Clemson's perfect 9-0 record all-time against the Gamecocks as over 6,000 spectators were on hand for the NCAA South Region Championship match.

But Carolina put together its finest defensive performance of the year, stopping 14 Clemson shots and sending the match into sudden death penalty kicks. After Carolina's Bill Hency made it 1-0, the Tigers' J.R. Fenton missed wide right and, following Arni Arnthorsson's successful try, the Gamecocks had defeated the defending national champions for the first time and had advanced to the NCAA quarterfinals.

SCORE BY PERIOD	1	2	OT	OT TOT
South Carolina	0	0	0	0
Clemson	0	0	0	0

PENALTY KICK SCORING

USC — Hency (G), Baltzegar (G), Allison (G), Ratcliff (G), Arnthorsson (G)
CU — Fenton (N), Murray (G), Stebbins (G), Rutenis (G)

1985 Quarterfinals American 2, Carolina 0 Dec. 1 at The Graveyard

COLUMBIA, S.C. — South Carolina had its bid for a trip to the Final Four thwarted by a talented American squad in front of over 4,000 rain-soaked fans as the Eagles won 2-0 at The Graveyard. Playing on a field drenched by rain for four days, the two teams were scoreless after the first half, but the Eagles broke out in the second stanza.

All-American Michael Brady slipped a tough-angle shot past USC's National Goalkeeper of the Year Warren Lipka at 58:11 for what turned out to be the game-winning goal. Brady then assisted on a second goal, which put the contest away and sent American to the Final Four, where the Eagles lost in the finals to UCLA.

Carolina finished the year with a school-record 20 wins and a 20-3-1 overall mark.

SCORE BY PERIOD	1	2	OT	OT TOT
American	0	2	0	2
South Carolina	0	0	0	0

SCORING

AU — Brady (UA), 58:11
AU — Corbett (Brady), 76:30

1986 First Round Duke 3, Carolina 2 Nov. 16 at Duke Field

DURHAM, N.C. — South Carolina played its first NCAA match outside the state of South Carolina and came away with a hard-luck 3-2 loss to the highly-regarded Blue Devils at Duke Field. The Gamecocks had lost to the Blue Devils 3-2 in overtime earlier in the year and were poised for revenge after Gavin Coombs scored nine minutes into the game.

But after Duke tied the game at the 22:47 mark on a goal by Steve Kerr, the Blue Devils pushed another goal across when Tommy Loeber and goalie Chris Foley collided on a crossing pass, sending both players to the hospital. Duke would score again just 28 seconds later for a 3-1 lead, but Carolina fought back to a 3-2 halftime deficit after a Dan Ratcliff unassisted goal with less than a minute to play.

Neither team scored in the second half, ending the Gamecocks' season at 17-5-0.

SCORE BY PERIODS	1	2	OT	OT TOT
South Carolina	2	0	0	2
Duke	3	0	0	3

SCORING

USC — Coombs (Allison/Root), 9:08
DU — Kerr (Mitch), 22:47
DU — Stone (Weadock), 26:51
DU — Stone (UA), 27:19
USC — Ratcliff (UA), 44:04

1987 First Round Carolina 1, NC State 0 (ot) Nov. 15 at The Graveyard

COLUMBIA, S.C. — South Carolina entered the 1987 NCAA Tournament as the South Region's top seed and led by the senior tandem of Doug Allison, Marty Baltzegar, Scott Cook and Jim Sonefeld. In the first round, the Gamecocks took advantage of that leadership as Cook pushed through an overtime goal for USC's 1-0 win over N.C. State at The Graveyard.

Carolina outshot the Wolfpack 14-5 and had a number of opportunities thwarted by N.C. State goalie Kris Peat. But Cook penetrated the defense and scored on a Jeff Love pass with only 2:36 left in the second overtime period to send the Gamecocks into the South Region title match.

SCORE BY PERIOD	1	2	OT	OT TOT
N.C. State	0	0	0	0
South Carolina	0	0	0	1

SCORING

USC — Cook (Love), 107:24

AWARDS & HONORS



**1987 Second Round
UNC 2, Carolina 1 (PK)
Nov. 22 at The Graveyard**

COLUMBIA, S.C. — The North Carolina Tar Heels broke the hearts of the Gamecock soccer faithful as Derek Missimo pushed through the clinching penalty kick for a 2-1 Tar Heel victory to end the Gamecocks' season.

UNC opened the scoring with a goal midway through the opening half, but Doug Allison answered on a Scott Cook pass at the 70:11 mark to send the game into overtime. Both teams had chances go by the board in overtime and after the Gamecocks missed twice on penalty chances, Missimo netted the game winner.

The loss to UNC was only the second for the Gamecocks on the season as they finished with an impressive 16-2-3 record, allowing a school-low 0.42 goals per game with an incredible 14 shutouts.

SCORE BY PERIOD	1	2	OT	OT TOT
North Carolina	1	0	0	1
South Carolina	0	1	0	1

SCORING

UNC — Cocking (Ashton), 21:17
USC — Allison (Cook), 70:11

**1988 Second Round
Carolina 3, UNC 1
Nov. 20 at The Graveyard**

COLUMBIA, S.C. — Fresh off another top seed in the South and looking for revenge from last year's stunning setback to North Carolina, the Gamecocks cruised to a 3-1 win over the Tar Heels at The Graveyard. The Gamecocks looked sharp after earning a first-round bye, pushing through two first-half goals and never trailing.

Phil Seidenberg opened the scoring off a Clark Brisson pass at the 27:17 mark, and USC made it 2-0 after Grenville Pope scored at 38:37 to put the Gamecocks up by a 2-0 count at the intermission. Derek Missimo scored an unassisted goal with 7:30 to play in the match, but the Gamecocks responded on a Brisson goal four minutes later for the victory, sending USC to the NCAA quarterfinals for the second time in four years.

SCORE BY PERIOD	1	2	TOT
North Carolina	0	1	1
South Carolina	2	1	3

SCORING

USC — Seidenberg (Brisson), 27:17
USC — Pope (Walsh/Arndt), 38:37
UNC — Missimo (UA), 82:30
USC — Brisson (Love), 86:5

**1988 Quarterfinals
Carolina 1, SMU 0
Nov. 27 at The Graveyard**

COLUMBIA, S.C. — South Carolina made school history, scoring on a beautifully orchestrated goal in the first half and held on for a 1-0 win over SMU at The Graveyard to advance to the NCAA Final Four for the first time in school history.

Played before a good crowd on Thanksgiving weekend, Carolina broke the ice midway through the first half off a free kick. Clark Brisson whiffed on the attempt just outside the 18-yard box and got behind the SMU wall, where a second pass from Billy McMullan found him wide open for the point-blank goal. The Gamecocks' Charles Arndt stopped 10 Mustang shots and led the Gamecocks to Bloomington, Ind., for a shot at the title.

SCORE BY PERIOD	1	2	TOT
Southern Methodist	0	0	0
South Carolina	1	0	1

SCORING

USC — Brisson (McMullan), 28:40

**1988 Semifinals
Howard 2, Carolina 0
Dec. 3 at Bill Armstrong Stadium**

BLOOMINGTON, IND. — Playing in its first NCAA Final Four game, South Carolina could not overcome missed opportunities and a star-studded performance from Howard goalie Shaka Hislop as the Bison came away with a 2-0 victory in the semifinals.

Though USC outshot the Bison 12-8, Carolina missed two point-blank chances in the first half on incredible Hislop attacks, and the teams went into intermission tied at 0-0. Howard would score a penalty kick goal less than 10 minutes into the second half, however, and got past the Gamecock defense for the final margin with 15 minutes left for the 2-0 victory.

Carolina ended its most successful season with a 14-4-4 mark, but turned around its season after ties with UCLA, Indiana and San Diego State en route to the strong finish.

SCORE BY PERIOD	1	2	OT	OT TOT
South Carolina	0	0	0	0
Howard	0	2	0	2

SCORING

HU — Akanni (PK), 53:36
HU — Jones (Isaacs), 74:58

**1989 First Round
Carolina 2, Duke 1
Nov. 12 at The Graveyard**

COLUMBIA, S.C. — For the second time in three years, South Carolina came away with a thrilling victory in the first round as the Gamecocks slipped past Duke 2-1 at The Graveyard. In a game featuring all the scoring in the second half, USC advanced to the second round of the tournament for the third-straight season and the fourth time in five years.

The two teams played to a scoreless first half with the Gamecocks dominating, outshooting Duke 15-7. Andrew Coggins broke the ice with a goal at 65:07, but Duke tied it seven minutes later. The score remained tied until Ruben Tufino scored with only four minutes left on the clock for the thrilling, 2-1 win.

SCORE BY PERIOD	1	2	TOT
Duke	0	1	1
South Carolina	0	2	2

SCORING

USC — Coggins (Gudjonsson), 65:07
DU — Knull (Valenti), 72:32
USC — Tufino (Strehmel), 85:29

**1989 Second Round
Carolina 5, Wake Forest 1
Nov. 19 at Polo Field**

WINSTON-SALEM, N.C. — In one of the more impressive offensive showings in USC's postseason history, South Carolina scored early and never trailed in blistering Wake Forest, 5-1, at Polo Field to earn a berth in the NCAA quarterfinals for the third time in five years. Carolina wasted little time, scoring on a Jeff Love goal just five minutes into the match, followed by an unassisted Ruben Tufino score at 18:02 to make it 2-0 Gamecocks at halftime. Wake Forest finally scored with just less than 20 minutes to play, but the Gamecocks quickly responded with three goals.

Tufino scored six minutes after the Deacon tally, and Clark Brisson and Andrew Coggins closed out the scoring in the final five minutes — Coggins' goal coming on a midfield chip of the Deacon goalkeeper with a minute to play.

SCORE BY PERIOD	1	2	TOT
South Carolina	2	3	5
Wake Forest	0	1	1

SCORING

USC — Love (Brisson), 5:16
USC — Tufino (UA), 18:02
WFU — Davies (Covone/Mackey), 71:17
USC — Tufino (UA), 77:44
USC — Brisson (Coggins/Jonsson), 85:23
USC — Coggins (Gudjonsson), 88:54



1989 Quarterfinals
Virginia 1, Carolina 0 (OT)
Nov. 26 at Scott Stadium

CHARLOTTESVILLE, VA. — Chris Keldermen scored an astroturf-aided goal with under 10 minutes to play in the second overtime period, and Virginia went on to a 1-0 victory over the Gamecocks at Scott Field, ending USC's run and season at 17-3-2.

The Gamecocks had trouble adjusting to the astroturf surface early, but managed to get outstanding goalkeeping from Chris Foley and went into intermission tied 0-0. Neither team could get on the board in the second half, with a Clark Brisson shot from inside the 18-yard box glancing off the crossbar with time ticking away in regulation. Cavalier goalie and future U.S. Olympic team member Tony Meola stopped a couple of Gamecock attempts in overtime before Keldermen's goal iced the contest.

A Virginia shot was saved by Foley on a diving attempt, but the ball bounced into the air off the turf surface, where Keldermen headed it in at 111:52 for the victory.

SCORE BY PERIOD	1	2	OT	OT TOT
South Carolina	0	0	0	0
Virginia	0	0	0	1

SCORING

UVA — Keldermen (Fallon), 111:52

1990 First Round
Carolina 3, Clemson 0
Nov. 11 at Riggs Field

CLEMSON, S.C. — Faced with the task of a return trip to Clemson where Carolina had lost 3-1 earlier in the year, the Gamecocks responded with a resounding 3-0 victory over the Tigers at Riggs Field to advance to the NCAA second round.

Played before 5,500 fans in Clemson, Greg Strehmel broke a scoreless match up with a goal at the 39:21 mark for a 1-0 USC lead at the intermission. Just after the half, Andrew Coggins took consecutive passes from Clark Brisson and Jonas Gudjonsson to put the Gamecocks up 2-0. A late penalty kick by Strehmel closed out the scoring and sent the Gamecocks into the second round for the fourth-straight season.

The 3-0 loss to Carolina was Clemson's worst margin of defeat in 18 years and was the worst loss ever on its home field in an NCAA Tournament match.

SCORE BY PERIOD	1	2	TOT
South Carolina	1	2	3
Clemson	0	0	0

SCORING

USC — Strehmel (Love/Brisson), 39:21
USC — Coggins (Brisson/Gudjonsson), 49:11
USC — Strehmel (PK), 82:00

1990 Second Round
NC State 3, Carolina 1
Nov. 18 at Method Road Soccer Stadium

RALEIGH, N.C. — The postseason road for Carolina stopped in Raleigh, N.C., where the Gamecocks could not make a 1-0 lead hold up as the Wolfpack cruised past USC 3-1 in the South Region title match. The loss ended USC's season at 14-5-2.

South Carolina was outshot badly in the early going, but got a 35-yard bullet from Ruben Tufino to take a 1-0 lead eight minutes into the game. NC State, led by All-American Tab Ramos, answered with a goal at the 38:28 minute mark to tie the game at halftime. Tom Tanner exploded for two goals in the second half for the 3-1 victory as his teammate, Dario Brose, had all three of N.C. State's assists.

SCORE BY PERIOD	1	2	TOT
South Carolina	1	0	1
NC State	1	2	3

SCORING

USC — Tufino (Love), 8:06
NCS — Sanchez (Brose), 38:28
NCS — Tanner (Brose), 66:42
NCS — Tanner (Brose), 79:19

1992 First Round
Coastal Carolina 2, Carolina 0
Nov. 15 at The Graveyard

COLUMBIA, S.C. — For only the third time in eight NCAA matches at The Graveyard, South Carolina fell at the hands of in-state rival Coastal Carolina 2-0 before 1,825 fans in Columbia. The loss ended South Carolina's season at 13-5-3 but gave USC its seventh NCAA appearance in eight seasons.

The match was scoreless until the Chanticleers scored at the 21:26 mark and held off two good USC scoring opportunities for a 1-0 halftime lead. Carolina would again watch some good scoring chances go by the boards before Coastal iced the game with a goal with only 13 seconds to play.

SCORE BY PERIOD	1	2	TOT
Coastal Carolina	1	1	2
South Carolina	0	0	0

SCORING

CC — Payne (Araya), 21:26
CC — Williams (UA), 89:47

1993 First Round
Carolina 1, Furman 0
Nov. 14 at The Graveyard

COLUMBIA, S.C. — South Carolina began its road to the national championship game with a hard-fought contest against another in-state rival. This time, a late goal for the Gamecocks propelled them to a 1-0 victory over Furman at The Graveyard.

The Gamecocks were looking to avenge a 5-2 loss to the Paladins in Greenville in the second week of the season. South Carolina dominated play early, outshooting Furman 14-6, but were unable to score until Billy Clifford knocked in the game's lone score at the 87:42 mark.

Goalkeeper David Turner turned in another solid effort with a shutout and four saves on the afternoon.

SCORE BY PERIOD	1	2	TOT
Furman	0	0	0
South Carolina	0	1	1

SCORING

USC — Clifford (Pier), 87:42

1993 Second Round
Carolina 3, Clemson 2
Nov. 21 at Riggs Field

CLEMSON, S.C. — Carolina returned to Riggs Field for the fourth time in NCAA play and for the second time in 1993 after an earlier 2-1 overtime win over the Tigers. Before an overflow crowd of 6,720 — the second-largest ever in the state of South Carolina — the Gamecocks advanced to the quarterfinals with an impressive 3-2 victory over Clemson.

Carolina started out on fire and led 2-0 after just 20 minutes of action. Chris Faklaris (14:44) and Rob Smith (18:19) recorded unassisted goals for USC's early advantage, but Wolde Harris got Clemson within one at the intermission. Harris scored a second goal 10 minutes into the second stanza and momentum seemed to be on Clemson's side for a comeback. Smith, however, launched a 25-yard blast that beat Tiger goalie Yaro Zawislan to the upper far corner of the net for the victory.

The victory marked the first time that Clemson had been beaten by the same team twice at home in the same season.

SCORE BY PERIOD	1	2	TOT
South Carolina	2	1	3
Clemson	1	1	2

SCORING

USC — Faklaris (UA), 14:44
USC — Smith (UA), 18:19
CU — Harris (Glenn), 24:53
CU — Harris (Glenn/Guthrie), 56:28
USC — Smith (Baumhoff), 64:54



**1993 Quarterfinals
Carolina 6, Air Force 0
Nov. 28 at The Graveyard**

COLUMBIA, S.C. — Carolina blistered an Air Force team, which had beaten top ranked Creighton and North Carolina on the road in previous weekends, by a 6-0 count to advance to the NCAA Final Four for the second time in school history. Played before 4,104 fans at The Graveyard, USC recorded its highest victory margin in an NCAA Tournament game.

Jamie Posnanski returned from a mid-season illness to record the game-winning goal at 23:49 into the match. USC led 2-0 at the half after a Chris Faklaris goal, and the Gamecocks got second-half goals from Helgi Bjorgvinsson, Steve Pier, Sigmar Scheving and Matt Haiduk for the 6-0 victory. Billy Baumhoff recorded three assists in the win.

SCORE BY PERIODS	1	2	TOT
Air Force	0	0	0
South Carolina	2	4	6

SCORING

USC — Posnanski (UA), 23:49
 USC — Faklaris (Baumhoff), 38:46
 USC — Bjorgvinsson (UA), 48:16
 USC — Pier (Faklaris), 56:07
 USC — Scheving (Baumhoff), 60:33
 USC — Haiduk (Baumhoff), 65:08

**1993 Semifinals
Carolina 1,
Cal State-Fullerton 0
Dec. 3 at Richardson Field**

DAVIDSON, N.C. — Playing before over 10,000 fans and a national television audience, Carolina made a late goal stand up and advanced to the national championship game with a 1-0 victory over Cal State-Fullerton at Richardson Field on the Davidson College campus.

With only 16 shots being attempted by both teams combined, the score remained at 0-0 until a set-play sequence with 8:07 to play. Billy Baumhoff fired a long throw into the 18-yard box, which was flicked by Greg King past the Titan goalie to the foot of Jamie Posnanski, who guided the ball just inside the near post for the victory.

The heroics were not over, however, as a Cal State-Fullerton shot from point blank range with under 30 seconds to play was deflected by USC goalie David Turner to preserve the victory.

SCORE BY PERIOD	1	2	TOT
Cal State-Fullerton	0	0	0
South Carolina	0	1	1

SCORING

USC — Posnanski (King/Baumhoff), 81:53

**1993 Championship
Game
Virginia 2, Carolina 0
Dec. 5 at Richardson Field**

DAVIDSON, N.C. — Standing at the threshold of unprecedented success for the Carolina athletics program, South Carolina could not withstand a powerful Virginia squad and fell to the Cavaliers, 2-0, in the national championship match. The loss left the Gamecocks 16-4-4 in the school's most successful season ever.

The first half remained scoreless until Nate Friends connected on his first of two goals with just over five minutes to play in the first half for a 1-0 halftime advantage. Carolina narrowly missed tying the game twice, including a breakthrough attempt by Steve Pier that missed wide left. Friends then connected off a free kick with four minutes to play to seal the victory and Virginia's third-straight national title.

Played before 10,549 fans on the Davidson College campus, Virginia narrowly outshot the Gamecocks, 7-6.

SCORE BY PERIOD	1	2	TOT
South Carolina	0	0	0
Virginia	1	1	2

SCORING

UVA — Friends (Fisher), 39:54



Billy Baumhoff was a four-year letterman from 1991-94.

UVA — Friends (Fisher), 85:59

**1994 First Round
NC State 1, Carolina 0
Nov. 20 at The Graveyard**

COLUMBIA, S.C. — In one of the tougher losses in USC's soccer history, NC State made an early goal stand up and the Wolfpack eased past the third-ranked Gamecocks 1-0 at The Graveyard. The loss ended USC's season at 16-4-0 and was the final game for seniors Jamie Posnanski, Rob Smith, Billy Baumhoff, Chris Faklaris and Greg King.

Mark Jonas scored at 16:34 on a header to the far post on a pass from Alberto Montoya — at the time NC State's only shot of the match. Carolina was outshot 11-6 in the first half, but blistered Wolfpack goalie Kyle Campbell for 13 shots in the second stanza, narrowly missing goals on three separate occasions midway through the final stanza, with Campbell coming up with a number of impressive saves down the stretch.

SCORE BY PERIOD	1	2	TOT
NC State	1	0	1
South Carolina	0	0	0

SCORING

NCS — Jonas (Montoya), 16:34

**1995 First Round
Carolina 3,
Coastal Carolina 1 (OT)
Nov. 19 at The Graveyard**

COLUMBIA, S.C. — In one of the more physical games in Carolina's playoff history, the fourth-ranked Gamecocks got a Jeff Wilson rebound goal two minutes into overtime for a 3-1 win over instate rival Coastal Carolina in the first round.

Coastal opened the scoring 6:28 into the match, but David Tart answered off a Josh Wolff pass at 18:54 to end scoring in regulation. USC controlled the match, outshooting Coastal, 26-11, but could not convert two penalty kicks in the 82nd and 88th minutes after Wolff was pulled down in the penalty box.

Wilson's goal, at 91:45 into match, came after he controlled a loose ball just inside the 18-yard box and nailed a top left corner shot for the lead. Wolff padded the lead with four minutes left in overtime for the margin of victory.

SCORE BY PERIOD	1	2	OT	OT TOT
Coastal Carolina	1	0	0	1
South Carolina	1	0	1	3

SCORING

CC — Payne (UA), 6:28
 USC — Tart (Wolff), 18:54
 USC — Wilson (UA), 91:45
 USC — Wolff (Scheving), 115:46



1995 Second Round Duke 2, Carolina 0 Nov. 26 at The Graveyard

COLUMBIA, S.C. — Playing without its top two scorers — Clint Mathis and Kristinn Larusson, who were lost in the Coastal Carolina match — Carolina could not overcome the lack of firepower and lost to the 11th ranked Blue Devils, 2-0, in the second round.

Duke struck early on a Brian Kelly goal at the 21:54 mark, and Kelly followed up with another tally at 38:18 to end the scoring in the first half. Carolina was outshot 10-3 in the opening half, and though it turned the number around to a 7-2 advantage in the second stanza, still could not score. Josh Wolff re-broke his collar bone with 15 minutes left to play, leaving USC virtually without any firepower for a stretch run. Billy Clifford, Sigmar Scheving and Tom Monteverdi finished their careers at USC with the loss.

SCORE BY PERIOD	1	2	TOT
Duke	2	0	2
South Carolina	0	0	0

SCORING

DU — Kelly (Maynard), 21:54
DU — Kelly (Jeidy), 38:18

1997 First Round Carolina 3, Charleston Southern 0 Nov. 23 at Stone Stadium

COLUMBIA, S.C. — Capturing the No. 4 seed for the second time in three years, the Gamecocks opened first-round action of the NCAA Tournament with a 3-0 victory over Charleston Southern in front of 2,240 fans at Stone Stadium.

Carolina dominated the game outshooting the Buccaneers 18-8. Carolina first goal had come in the 32nd minute, when Marc Anatol, who came off the bench just minutes earlier, blasted a shot from about 19 yards out to the upper left corner of the net, giving Carolina all the scoring it needed. All-American Clint Mathis scored two second half goals at the 83rd and 87th minutes both assisted by Kim Eriksen to secure the victory.

SCORE BY PERIOD	1	2	TOT
Charleston Southern	0	0	0
South Carolina	1	2	3

SCORING

USC — Anatol (UA), 31:38
USC — Mathis (Eriksen), 82:55
USC — Mathis (Eriksen), 86:22

1997 Second Round Clemson 1, Carolina 0 (OT) Nov. 30 at Stone Stadium

COLUMBIA, S.C. — In what was another great battle between intrastate rivals, USC dropped a 1-0 overtime decision to Clemson in NCAA Second Round action that was played in front of a season-high crowd of 3,021. This would be the second time this season that the two teams had met and the fifth time the two had battled in NCAA Tournament history.

In a game that was played on a muddy and sloppy field because of a constant downpour the night before, neither team could really muster any tempo. Despite outshooting the Tigers, 24-17, it was Bob Cavanaugh's goal in the 106th minute that gave Clemson the victory. First-team All-American goalkeeper Matt Jordan kept the Tigers in the game, making 13 saves, including some on a couple point-blank shots. This game marked the end of the very successful careers of Marc Anatol, Laban Chappell, Clint Mathis, Robbie Pait, Jamie Starr and David Tart in a Carolina uniform.

SCORE BY PERIOD	1	2	OT	TOT
Clemson	0	0	1	1
South Carolina	0	0	0	0

SCORING

CU — Cavanaugh (Wilson), 105:30

1998 Second Round Carolina 2, VCU 1 Nov. 22 at Stone Stadium

COLUMBIA, S.C. — South Carolina got sweet revenge on Virginia Commonwealth, defeating the Rams 2-1 after VCU handed the Gamecocks their second loss of the season on Oct. 3 by the same score.

In front of a home crowd of 1,509, the Gamecocks battled and edged a tough VCU squad. Despite out-shooting the Gamecocks 9-2 in the first half, the half ended with no score.

With just over five minutes gone in the second half, junior Jonas Myllenberg, starting at forward, scored a 12-yard volley to the lower left corner off the double assist from Chris Morman and John Harr. The assist was Morman's second in as many matches since coming back from a broken cheek sustained against VCU earlier in the season.

Carolina took the lead for good at the 70:31 point of the match. Jonas Myllenberg once again connected from a John Harr pass. Myllenberg tied a USC record four multi-goal NCAA match. Carolina standout Clint Mathis last had two goals in a match, last season in Carolina's 3-0 win over CSU.

SCORE BY PERIOD	1	2	TOT
VCU	0	1	1
South Carolina	0	2	2

SCORING

USC — Myllenberg (Harr, Morman); 50:40
VCU — Jeffrey (LeCrom, Baumgartner); 61:35
USC — Myllenberg (Harr); 70:3

1998 Second Round Virginia 1, Carolina 0 Nov. 29 at Klockner Stadium

CHARLOTTESVILLE, Va. — South Carolina fell to second-seeded Virginia 1-0 in the second round of the NCAA Tournament in front of a Klockner Stadium crowd of 2,514.

Carolina had a few opportunities, including a Joey Worthen blast late in the second half that was brilliantly saved by UVA keeper Brock Yetso who recorded his eighth shutout of the season. Virginia only outshot Carolina 11-10, only emphasizing how close a match it was.

The Gamecocks took another blow when starting goalkeeper Henry Ring was ejected from the match due to a handball outside the penalty box. The red card was the only one for the Gamecocks on the season and will force Ring to sit out the first match of the 1999 season.

This match was the first road match for the Gamecocks since 1993 when Carolina faced Virginia in the Championship match. The Gamecocks moved to 15-13 in NCAA play.

SCORE BY PERIOD	1	2	TOT
South Carolina	0	0	0
Virginia	1	0	1

SCORING

UVA — Sheldon Barnes (Chris Albright); 12:42



2000 First Round Duke 1, Carolina 0 Nov. 19 at Stone Stadium

COLUMBIA, S.C. — Seventh-seeded South Carolina fought two tough opponents in its first round NCAA Tournament match: the non-stop rain and the Blue Devils of Duke. Carolina managed the rain, but could not stop Duke as the Devils edged Carolina 1-0 in Columbia.

Ball handling was tough due to the constant rain and both teams fought through, but were not able to move the ball the way they wanted to. Duke ended the first half with a slight 7-6 shot advantage. Duke ended the match out-shooting USC 15-11.

Duke took the lead at the 71:02 mark of the second half. USC midfielder Dave Moore took down Duke forward Ali Curtis inside the box, and a penalty kick was called. Curtis, the Blue Devils' leading scorer, converted the kick, slipping the ball past USC goalkeeper Henry Ring.

The constant rain and the tough Duke defense prevented the Gamecocks from scoring the equalizer, and the Blue Devils held on to the slim 1-0 lead.

SCORE BY PERIOD	1	2	TOT
Duke	0	1	1
South Carolina	0	0	0

SCORING

Duke — Ali Curtis (penalty kick); 71:02

2001 Second Round UAB 3, Carolina 2 Nov. 25 at Stone Stadium

COLUMBIA, S.C. — In the second round of the NCAA Men's Soccer Tournament, USC fell to the University of Alabama-Birmingham, 3-2, in overtime in Columbia, S.C. The Gamecocks, finishing the season 12-5-2, received a bye in the first round, while UAB defeated Furman, 1-0, in overtime.

The Blazers struck first at the 11:09 mark when Martin Rey knocked in the ball from 15 yards out. The Gamecocks, coming on strong in the second half, scored off a penalty kick in the 48th minute. Joey Worthen, tripped by Rogerio Oliveira, resulted in a penalty kick taken by Ryan Daley. Daley netted the ball in the top left corner of the goal, tying the match.

With less than 15 minutes left in regulation, Rey scored his second goal of the match, giving the Blazers a 2-1 lead. Answering the Blazers' goal, Gamecock forward Jordan Quinn, tied the game at 2-2 just 54 seconds later. Ryan Barber, serving the ball from midfield, connected with Quinn, who headed the ball in from the goal box.

The match ended regulation knotted at 2-2. The Blazer's would go on to win with a shot by Flavio Monteiro at 96:47.

SCORE BY PERIOD	1	2	OT	TOT
UAB	1	1	1	3
South Carolina	0	2	0	2

SCORING

UAB — Martin Rey; 11:09
USC — Ryan Daley (penalty kick); 48:16
UAB — Martin Rey; 75:07
USC — Jordan Quinn (Barber); 76:01
UAB — Monteiro; 96:47

2002 First Round Coastal Carolina 2, Carolina 1 Nov. 23 at Stone Stadium

COLUMBIA, S.C. — The University of South Carolina men's soccer team fell to Coastal Carolina, 2-1, in double overtime in the first round of the NCAA Tournament at Eugene E. Stone III Stadium.

South Carolina took a 1-0 early lead at 35:57. Thomas Hilliard headed the ball to Dave Moore who knocked the ball past Chanticleers' goalkeeper Andrew Paxton. Moore posted his second goal of the season, while Hilliard recorded his first assist. USC would carry a 1-0 lead into halftime.

In the second half, Coastal Carolina tied the game in the 85th minute, sending the match into overtime. Bobby Crovo fed the ball, past two Gamecock defenders, to the feet of Mike Littlefield who netted his 16th goal of the year. The match would enter overtime 1-1.

In the second overtime, Bobby Crovo scored with 28 seconds remaining to give Coastal Carolina the victory.

Gamecock goalkeeper Michael Bachmeyer posted nine saves to tie USC's individual game high for NCAA play. Coastal Carolina goalkeeper Andrew Paxton recorded two saves.

SCORE BY PERIOD	1	2	OT	OT	TOT
Coastal Carolina	0	1	0	1	2
South Carolina	1	0	0	0	1

SCORING

USC - Dave Moore (Thomas Hilliard); 35:57
CC - Mike Littlefield (Bobby Corvo); 84:10
CC - Bobby Corvo (unassisted); 109:42

2004 First Round College of Charleston 3, Carolina 2 Nov. 19 at Stone Stadium

COLUMBIA, S.C. — Despite a valiant effort, the University of South Carolina men's soccer team was unable to overcome College of Charleston, falling 3-2, in the first round of the NCAA Soccer Tournament at Stone Stadium.

College of Charleston registered the first goal of the match in the 27th minute. Darren Toby headed in Troy Lesesne's free kick to put the Cougars on top, 1-0.

The Cougars took a 2-0 lead at the 61:15



Brad Guzan, an All-American in 2004, tallied seven saves in the first round vs. College of Charleston in 2004 at Stone Stadium.

mark when Jeremy Gold drove the ball downfield on a counter attack, all the way into the box and knocked it into the back of the net.

Facing a two-goal deficit, USC picked up the pace, and got on the scoreboard in the 73rd minute. Sophomore forward Ayo Akinsete took a pass from Jose Ramos and fired a shot into the lower left corner of the goal from 10 yards out.

USC continued to fight, but Charleston answered with its third goal at 79:37. Toby struck again, playing give-and-go with Gold before firing the ball in from 12-yards and making it 3-1.

The Gamecocks would not go quietly, though. Just over two minutes later, junior Greg Reece rifled a shot and Wiggins earned the save with a deflection, but Deter hustled after the loose ball and headed the ball just across the goal line to bring USC back to within a goal.

Carolina's furious rally continued, but came up short. After being out-shot 13-7, the Gamecocks turned the tables, out-shooting Charleston, 18-7, in the final 45 minutes.

Both goalkeepers had busy nights. Sophomore goalkeeper Brad Guzan finished with seven saves, while USC forced Wiggins to stop 10 shots.

SCORE BY PERIOD	1	2	TOT
C of C	1	1	3
South Carolina	0	2	2

SCORING

C of C — Daren Toby (Lesesne); 26:25
C of C — Jeremy Gold; 61:15
USC — Ayo Akinsete (Jose Ramos); 73:05
C of C — Darren Toby (Gold); 79:37
USC — Ryan Deter (Reece); 80:50



2005 First Round Wake Forest 2, Carolina 0 Nov. 18 at Spry Stadium

WINSTON-SALEM, N.C. — South Carolina men's soccer team fell to Wake Forest, 2-0, in the first round of the NCAA Tournament at Spry Stadium. The Gamecocks played a man down for the final 37 minutes of the contest, and the Demon Deacons scored both of their goals during that stretch to advance to the second round.

Neither team was able to crack the scoring column in the opening 45 minutes. Wake Forest held the shot advantage, 11-8, while South Carolina took two corner kicks to the Deacons' one. With 37:31 to play in the match, Makan Hislop was tagged with a red card following a tackle on Moose, forcing the Gamecocks to play with 10 men the rest of the way.

Wake Forest broke the scoreless tie at the 68:32 mark. Sam Cronin played the ball from the right side to a waiting Solle inside the box. Solle drove the ball into right side of the net to make it, 1-0. The goal was his first of the season.

Wake exploited its one-man advantage with 1:49 left to play as Wells Thompson scored on a breakaway. Solle was credited with an assist on the goal.

Mike Gustavson finished with five saves for the Gamecocks, while Edwards had four stops for Wake.

SCORE BY PERIOD	1	2	TOT
Wake Forest	0	2	2
South Carolina	0	0	0

SCORING

Wake — Ryan Solle (Cronin); 68:32
Wake — Wells Thompson (Solle); 88:11

2010 second Round Carolina 1, Duke 0 (OT) Nov. 21 at Stone stadium

COLUMBIA, S.C. — Freshman Bradlee Baladez scored with 59 seconds remaining in the first overtime period to give No. 18 South Carolina a 1-0 victory against No. 24 Duke in NCAA Second Round action at Eugene E. Stone III Stadium. With the win, South Carolina (13-6-2) advances to the NCAA Round of 16.

Baladez earned his team-leading fifth game-winning goal at 99:01 with assists by Stephen Morrissey and J.P. Rafferty. It was the fifth assist of the year for Morrissey and the first career points for Rafferty, a freshman from Raleigh, N.C. Senior goalkeeper Jimmy Maurer tallied six saves in the match, and Duke sophomore James Belshaw collected four saves for the Blue Devils (10-6-4).

The first half of play proved physical, as both teams drew 14 fouls, including two yellow cards each. Maurer made back-to-back point blank saves 14 minutes into the match on shots by Christopher and Daniel Tweed-Kent, respectively. The teams traded

possession the remainder of the half, with neither team finding rhythm on the offensive end.

With 11 minutes remaining, South Carolina was awarded a free kick after a foul by Duke just outside the penalty area. Brettschneider's strike was deflected for a Gamecock corner. Morrissey's corner resulted in a shot by Cates, but the Duke defenders cleared the rebound. Both teams had their chances the remainder of regulation. Duke nearly scored at the 87-minute mark when Grossman connected on a cross from Christopher Tweed-Kent steps away from the goal, but his attempt was just high of the crossbar.

Duke continued to pressure through the final minutes of regulation, forcing Maurer to make two saves late in the half to send the contest into overtime. Carolina nearly scored at the opening whistle, when Rafferty sent a cross, which deflected off Baladez directly in front of the Duke goal. Maurer collected his sixth save of the match, another excellent stop from point-blank range with seven minutes left in the first overtime session. Grossman hit a one-time shot towards goal on a pass from Daniel Tweed-Kent, but Maurer made a diving save to his left, which Cates cleared towards midfield.

South Carolina held possession, nearly earning the win on a breakaway by Baladez with five minutes remaining in the set. Morrissey split the Blue Devil defense, placing a perfect through ball into the path of Baladez. After out-racing a Blue Devil defender, Baladez sent a bullet towards the far post, but the shot was just wide, as the contest remained scoreless.

Morrissey and Baladez would eventually meet up just minutes later for the game-winning goal. Taking the ball from midfield, Morrissey sent a ball to the wing for Rafferty, and the freshman slotted a perfect ball across the mouth of the goal for Baladez who one-touched it past Belshaw to send the Stone Stadium crowd into hysterics.

SCORE BY PERIOD	1	2	OT	TOT
Duke	0	0	0	0
South Carolina	0	0	1	1

SCORING

USC - Bradlee Baladez (Rafferty, Morrissey); 99:01

2010 Round of 16 Carolina 1, Michigan 3 Nov. 28 at Stone stadium

COLUMBIA, S.C. — Seventh-seeded South Carolina (13-7-2) battled but could not overcome playing with a man down as 10-seed Michigan earned a 3-1 victory Nov. 28, 2010 in NCAA Round of 16 action at Eugene E. Stone III Stadium in Columbia. .

Freshman midfielder Bradlee Baladez tallied five shots and senior midfielder Sam Arthur added two, including the lone South Carolina goal in the contest, his first of the season. Michigan held a 22-18 upperhand in shots, led by Soony Saad with eight shots and one goal, including the game winner, and Justin Meram with seven shots, which included two goals. Saad and Alex Wood

each picked up an assist for the Wolverines in the match.

South Carolina goalkeeper Jimmy Maurer concluded a celebrated Gamecock career with a season-high nine saves in the contest. UM counterpart Chris Blais earned six saves.

Maurer continued his strong play in net, saving another Wolverine attempt with 27 minutes left in the contest. Saad sent a strike towards the top of frame, which Maurer tapped over the top of the crossbar for his ninth save of the match. On the ensuing corner, Meram gave UM a 1-0 lead on a tally to the far post. Wood and Saad earned the double-assist on the score.

After the kickoff the Gamecocks were called for a red card foul and would have to play with 10 players to Michigan's 11 for the remainder of the contest. South Carolina continued to pressure the Wolverine defense, as Root had a shot saved by Blais with 22 minutes remaining and Brettschneider sent a strike wide 30 seconds later.

Soony Saad pushed the UM lead to 2-0 in the 71st minute and Meram scored his second of the match in the 81st, as the Wolverines took a 3-0 lead with nine minutes remaining in the contest.

Arthur put the Gamecocks on the board with his first goal of the season with just over six minutes remaining in the contest. Brettschneider sent a cross into the Wolverine six-yard box, which Arthur headed into the far post for the Gamecock goal.

Carolina battled the remainder of the contest, but the Wolverines held their lead and earned the 3-1 win, advancing to the quarterfinal round of the NCAA Tournament.

SCORE BY PERIOD	1	2	TOT
Michigan	0	3	3
South Carolina	0	1	1

SCORING

UM - Justin Meram (S. Saad, Wood); 63:52
UM - Soony Saad (Schmitt); 70:03
UM - Justin Meram (UA); 80:40
USC - Sam Arthur (Brettschneider); 83:15



2011 first round Carolina 1, Wake Forest 1 Nov. 17 at Stone Stadium

COLUMBIA, S.C. — The 23rd-ranked South Carolina men's soccer team (9-7-3) and Wake Forest played to a 1-1 tie through two overtimes before the Demon Deacons (8-7-5) claimed the thrilling match, 4-3, on penalty kicks on Thursday night in the first round of the NCAA Tournament at Stone Stadium.

Wake Forest's Teddy Mullin made the eventual match-winning penalty kick after the teams were deadlocked at 3-3 after going through five kicks each. South Carolina sophomore J.P. Rafferty missed the ensuing attempt off the right post, sending the Demon Deacons onto the field in celebration.

However, the referee ruled Wake Forest goalkeeper Michael Lisch left early, giving Rafferty another opportunity. But this time Lisch made up for his mistake by knocking Rafferty's attempt over the net to seal the win.

Wake Forest grabbed a 1-nil lead in the 10th minute, as Ross Tomaselli finished off a cross from Sean Okoli off the lower left post.

Carolina knotted things at 1-1 in the 50th minute on a penalty kick by sophomore Chipper Root, as he placed the ball in the lower right corner for the equalizer.

Bradlee Baladez seemed to give the Gamecocks the lead with less than seven minutes remaining as he broke free in the box for a goal, but South Carolina was called for a foul, negating the goal and sending the match into overtime.

The teams traded shots in the overtime sessions to force the match into penalty kicks, where Wake Forest advanced.

South Carolina held a 17-16 advantage in shots, including a 7-6 edge in shots on goal. Long finished the night with five saves, while Lisch tallied six for Wake Forest.

SCORE BY PERIOD	1	2	OT	OT	TOT
Wake Forest	1	0	0	0	1
South Carolina	0	1	0	0	1

SCORING

WF - Ross Tomaselli (Okoli, Lubahn); 9:41
SC - Chipper Root (PK); 49:59

Penalty Kick Order

WF -- Wenzel (G), Gimenez (G), Newnam (N), Randolph (G), Konowiecki (N), Mullin (G)

SC -- Martinez (G), Baladez (G), Morrissey (N), Troyer (G), Mangotic (N), Rafferty (N)

2015 FIRST Round Carolina 1, Furman 1 Nov. 19 at Stone Stadium

COLUMBIA, S.C. — It took a shootout to determine the team who would move on to the second round of the 2015 NCAA Division I Men's Soccer Tournament, and South Carolina came out on top 2-1 to advance over Furman on Thursday night at Stone Stadium.

The two teams battled for 110 minutes, with neither team gaining a clear advantage. The Gamecocks broke through first in the 58th minute after junior Danny Deakin streaked down the right side and slotted the ball into the bottom right of the goal. That lead held until 18 seconds left in regulation, when Furman's Lewis Hawke poked one inside the far post to level things at 1-1. Brendan Richardson sent the ball over the top to Kyle McLagan, who pushed the cross into Hawke for the score.

Furman tried to end the match early in the first overtime period, but South Carolina swung the momentum back and ended up taking nine shots in the final 20 minutes compared to two for the Paladins.

In the shootout, both team's first shooters made their shots, but the goalkeepers came up big after that. Both had saves in the second round, and Paladin goalkeeper Sven Lissen stopped another shot in the third round, while Furman's shooter missed the goal. Gamecock junior Kurtis Turner knocked in his next shot, putting South Carolina ahead, and sophomore goalkeeper William Pyle saved the next Furman chance to give the Gamecocks a chance to end it. Lissen made another stop, giving his team the chance to tie it, but the next strike went high.

SCORE BY PERIOD	1	2	OT	OT	TOT
Furman	0	1	0	0	1
South Carolina	0	1	0	0	1

SCORING

SC - Danny Deakin (unassisted); 57:56
FUR - Lewis Hawke (Richardson, McLagan); 89:41

Penalty Kick Order

FUR -- McInnis (G), Pinner (N), Carrizales (N), Santibanez (N), Ortiz (N)

SC -- Nyboe (G), Deakin (N), Ericson (N), Turner (G), Arambula (N)

2015 Second Round No. 15 UC Santa Barbara 1, Carolina 0 Nov. 22 at Harder Stadium

SANTA BARBARA, Calif. — South Carolina (11-8-2) played a strong match in the NCAA Tournament Second Round, but No. 15 seed UC Santa Barbara (14-6-2) punched home a shot in the first overtime

South Carolina Totals
In Conference Tournaments
Appearances: 11 (2005, 2006, 2007, 2008, 2010, 2011, 2013, 2014, 2015, 2016, 2017, 2019)
Championship Game Appearances: 3 (2005, 2010, 2014)
Championships Won: 2 (2005, 2010)
All-Time Record: 8-8-1

South Carolina's
C-USA Tournament Results

Game	Date	Opponent	W/L/T	Score
2005 -- Westcott Field, Dallas, Texas				
QF	11/9	Kentucky		TO-0 (2OT)
Advanced in PKs, 3-0				
SF	11/11	Memphis	W	2-1
F	11/13	Tulsa	W	1-0
2006 -- Hurricane Soccer & Track Stadium, Tulsa, Okla.				
QF	11/1	UAB	L	2-3
2007 -- West Campus Field, Birmingham, Ala.				
QF	11/14	Memphis		W2-1 (OT)
SF	11/16	Tulsa	L	1-4
2008 -- Westcott Field, Dallas, Texas				
QF	11/12	SMU	W	3-0
SF	11/14	Tulsa	L	0-2
2010 -- Mike Rose Soccer Complex, Memphis, Tenn.				
QF	11/10	UAB	W	2-1
SF	11/12	SMU	W	2-1
F	11/14	Tulsa		W1-0 (2OT)
2011 -- Hurricane Soccer & Track Stadium, Tulsa, Okla.				
SF	11/11	SMU	L	0-1
2013 -- Transamerica Field, Charlotte, N.C.				
QF	11/13	Tulsa	L	1-3
2014 -- ODU Soccer Complex, Norfolk, Va.				
QF	11/12	Kentucky	W	2-1
SF	11/14	UAB	W	1-0
F	11/16	Old Dominion	L	1-2
2015 -- Transamerica Field, Charlotte, N.C.				
QF	11/11	New Mexico	W	1-0
SF	11/13	Marshall	L	0-1
2016 -- Veterans Memorial Soccer Complex, Huntington, W. Va.				
QF	11/9	Old Dominion	L	1-2
2017 -- ODU Soccer Complex, Norfolk, Va.				
QF	11/8	Old Dominion	L	0-2
2019 -- ODU Soccer Complex, Norfolk, Va.				
QF	11/13	FIU	L	0-3

to claim a 1-0 win on Sunday evening at Harder Stadium.
Gamecock sophomore goalkeeper William Pyle made seven stops on the night, including one in the 92nd minute on a header by Ismaila Jobe that brought on a Gaucho corner kick. Jobe would not miss again, however, pushing a shot in at 92:28 to end the match and send UC Santa Barbara onto the round of 16
South Carolina controlled the run of play



CAROLINA SOCCER

for most of the second half, firing off four shots in the period and forcing two saves. The Gauchos responded late with a spurt, but Gamecock sophomore William Pyle collected two more saves to keep UCSB off the scoreboard for regulation. South Carolina's defense also played a big part in limiting and redirecting the Gauchos' chances. Pyle stopped four Gaucho shots in the first half.

SCORE BY PERIOD	1	2	OT	TOT
South Carolina	0	0	0	0
UC Santa Barbara	0	0	1	1

SCORING

UCSB - Ismaila Jome (unassisted); 92:28

2016 FIRST Round Carolina 1, Mercer 0 Nov. 17 at Stone Stadium

COLUMBIA, S.C. — South Carolina defeated Mercer 1-0 on Thursday afternoon in the opening round of the NCAA Division I Men's Soccer Championship at Stone Stadium. The win avenged a 3-2 double overtime loss to the Bears earlier this season on Aug. 30.

Mercer stuck to a very solid game plan, as they came out and controlled the ball for much of the first half offensively. The Bears tallied five shots in the first half, including two on goal.

Junior William Pyle, who was a rock all day in the net, made two spectacular saves in the opening period. In the 8th minute, he made a diving, full-extension save to his right on a shot by Mercer's Kobe Perez. In the 35th minute, SoCon Player of the Year Will Bagrou beat a Gamecock defender 1-on-1 in the box. He rifled a shot on goal that Pyle was able to punch over the net.

Carolina, who logged only two shots in period one, made the most of its opportunities. In the 39th minute, senior Kurtis Turner setup a free kick from the right side of the box. He played a beautiful ball into sophomore Andre Streete. Senior Kevin Walker slipped low to the net behind the defense and Streete headed the free kick from Turner to his wide open teammate. Walker finished the great dish from Streete for his fifth goal of the season. Turner and Streete were credited with a double-assist on the score.

The Gamecocks played one of their best halves of the season defensively in period two, limiting the Bears chances on offense. In the 72nd minute, Bagrou beat his defender from 10-yards out. Pyle steam rolled out of the net to block the ensuing shot by Bagrou, leaving the net empty. Senior Matt McManis slipped down from the backside and was able to step in front of the shot for the team save.

South Carolina effectively controlled the tempo in half two, nearly adding to its lead twice on two transition chances. In the 86th minute, freshman Luca Mayr fed a perfect outlet pass down the middle of the field to freshman Inaki Aguirre. The Madrid,

Spain, native fired a shot that just missed wide ride

Mercer had one more chance on a late free kick, but the Gamecocks stout defense held and was able to clear the ball.

Carolina moves on to the second round of the NCAA Tournament for the second-straight year. Last season, the Gamecocks beat Furman on PKs at home in the opening round to advance.

SCORE BY PERIOD	1	2	TOT
Furman	0	0	0
South Carolina	1	0	1

SCORING

SC - Kevin Walker (Streete, Turner); 38:50

2016 Second Round No. 3 Clemson 2, Carolina 1 (OT) Nov. 20 at Riggs Field

CLEMSON, S.C. — South Carolina (11-8-1) dropped a heart-breaking, 2-1, overtime match at No. 3 Clemson Sunday night in the Second Round of the 2016 NCAA Division I Men's Soccer Championship. The Tigers tied the score in the 86th minute and scored the game-winner in the 93rd minute.

Similar to the first game between the two schools, Carolina had the run-of-play for a majority of the match. Freshman Luca Mayr was outstanding in the first half for the Gamecocks. He led all players with three shots at the break. In the 14th minute, Mayr found a seam in the defense and rocketed a shot from just outside the 18-yard box. He missed wide.

Shortly after in the 16th minute, senior Koty Millard fired a shot from essentially the same spot on the field, but goalkeeper Ximo Miralles was able to scoop it up.

Clemson's best chance to score in the opening half came in the 22nd minute. Goalkeeper William Pyle left the net to make a play on the ball. Sophomore defender Andre Streete slid down to clear it off the line for the team save. The team's headed to the locker room scoreless at the break. The Gamecocks held a 7-6 advantage in shots, while the Tigers held a 7-6 edge in corners.

In the 71st minute, senior Ive Burnett played a beautiful high-arching ball from midfield into the six. A Clemson defender just barely got a foot on the ball to change its direction slightly and knock it on far post for the own goal, giving Carolina 1-0 lead with under 20 minutes to play.

The Tigers scored the equalizer with just four minutes left in the 86th minute. Iman Mafi slipped a pass that got through the Gamecock defense in front of the net to Alex Happi, who finished for the game-tying goal.

It was Happi again who found the back of the net for Clemson in the 93rd minute. He was able to get off a shot in a scrum 10-yards from the net that snuck just passed the outstretched arms of Pyle.



The Gamecocks made their 22nd all-time NCAA appearance in 2016, defeating Mercer 1-0 at Stone Stadium in the opening round.



William Pyle tallied nine saves in two NCAA games in 2016, including four in the first round shutout of Mercer.

SCORE BY PERIOD	1	2	OT	TOT
South Carolina	0	1	0	1
Clemson	0	1	1	2

SCORING

SC - OWN GOAL (unassisted); 72:45
CU - Alex Happi (Mafi, Shannon); 85:24
CU - Alex Happi (Bunk-Anderse, Dieterich); 92:40



NCAA TOURNAMENT RECORDS

INDIVIDUAL GOALS

Game

- 2, Jonas Myllenberg vs. VCU (1998)
- 2, Clint Mathis vs. Charleston So. (1997)
- 2, Rob Smith vs. Clemson (1993)
- 2, Greg Strehmel vs. Clemson (1990)
- 2, Ruben Tufino vs. Wake Forest (1989)

Tournament

- 3, Ruben Tufino (3 Games), 1989

Career

- 4, Ruben Tufino (1989-92)
- 3, Andrew Coggins (1988-91)
- 3, Clark Brisson (1987-90)

ASSISTS

Game

- 3, Billy Baumhoff vs. Air Force (1993)

Tournament

- 5, Billy Baumhoff (5 Games), 1993

Career

- 5, Billy Baumhoff (1991-93)
- 4, Clark Brisson (1987-90)
- 4, Jeff Love (1987-90)

POINTS

Game

- 4, Jonas Myllenberg vs. VCU (1998)
- 4, Clint Mathis vs. Charleston So. (1997)
- 4, Rob Smith vs. Clemson (1993)
- 4, Greg Strehmel vs. Clemson (1990)
- 4, Ruben Tufino vs. Wake Forest (1989)

Tournament

- 6, Ruben Tufino (3 Games), 1989

Career

- 10, Clark Brisson (1987-90)
- 8, Ruben Tufino (1989-92)

SAVES

Game

- 9, Michael Bachmeyer vs. Coastal (2002)
- 9, Henry Ring vs. Clemson (1997)
- 9, David Turner vs. Clemson (1993)

Tournament

- 26, David Turner (5 Games), 1993
- 14, Henry Ring (2 Games), 1997
- 13, William Pyle (2 Games), 2015

Career

- 42, David Turner (1990-93)
- 22, William Pyle (2015-present)
- 16, Charles Arndt (1985-88)

TEAM GOALS

Game

- 6, vs. Air Force (1993)
- 5 vs. Wake Forest (1989)

Tournament

- 11, 5 Games (1993)
- 7, 3 Games (1989)

ASSISTS

Game

- 5 vs. Air Force (1993)
- 4, vs. Clemson (1990)
- 4, vs. Wake Forest (1989)
- 4, vs. North Carolina (1988)

Tournament

- 9, 5 Games (1993)
- 6, 3 Games (1989)

POINTS

Game

- 17, vs. Air Force (1993)
- 14, vs. Wake Forest (1989)

Tournament

- 31, 5 Games (1993)
- 20, 3 Games (1989)

SHOTS

Game

- 26, vs. Coastal Carolina (1995)
- 24, vs. Clemson (1997)

Tournament

- 63, 5 Games (1993)
- 47, 3 Games (1988)

OPPONENT GOALS

- 2, Alex Happi, Clemson (2016)
- 2, Darren Toby, C of C (2004)
- 2, Brain Kelly, Duke (1995)
- 2, Nate Friends, Virginia (1993)
- 2, Wolde Harris, Clemson (1993)
- 2, Tom Tanner, NC State (1990)
- 2, Tom Stone, Duke (1986)

ASSISTS

- 3, Dario Brose, NC State (1990)

POINTS

- 4, Alex Happi, Clemson (2016)
- 4, Darren Toby, C of C (2004)
- 4, Brain Kelly, Duke (1995)
- 4, Nate Friends, Virginia (1993)
- 4, Wolde Harris, Clemson (1993)
- 4, Tom Tanner, NC State (1990)
- 4, Tom Stone, Duke (1986)

SAVES

- 13, Matt Jordan, Clemson (1997)

GOALS

- 3, College of Charleston (2004)
- 3, NC State (1990)
- 3, Duke (1986)

ASSISTS

- 3, Clemson (1993)
- 3, NC State (1990)
- 3, Duke (1986)

POINTS

- 9, NC State (1990)
- 9, Duke (1986)

SHOTS

- 20, Virginia (1989)



David Turner played in goal for the 1993 NCAA runners-up, making a program-record 26 saves in the five matches.



ALL-TIME FACILITY RECORDS

Overall Record: 332-111-34 (.732)

MATCH RECORDS

Most Goals: 13 vs. Coastal Carolina (9/26/79)

Fewest Goals: 0, 52 times

Most Opponent Goals: 5 by Connecticut (9/14/79);

by North Carolina (10/14/94); by FIU (10/14/18)

Fewest Opponent Goals: 0, 167 times

Largest Margin of Victory: 12-0 vs. Presbyterian (9/18/78)

SEASON RECORDS

Most Matches: 15 (1988, 1989)

Most Wins: 13 (1985, 1988, 1989)

Most Losses: 6 (2014 and 2018)

Most Ties: 3 (2008)

Most Consecutive Wins: 13 (1985)

Most Consecutive Losses: 4 (2012, 2014)

Longest Unbeaten Streak: 13 (1985)

Highest Won-Loss Pct.: .955 (10-0-1, 1993)

Lowest Won-Loss Pct.: .400 (3-5-2, 2012)

Most Goals: 51 (1997, 11 matches)

Fewest Goals: 12 (2000, 12 matches; 2009, 9 matches)

Most Opponent Goals: 20 (1992, 14 matches; 2021, 11 matches)

Fewest Opponent Goals: 4 (1987, 12 matches)

Most Shutouts: 10 (1985, 14 matches)

Most Opp. Shutouts: 4 (2018, 11 matches)

CAREER RECORDS

Most Consecutive Wins: 13 (9/1/1985-12/1/1985)

Most Consecutive Losses: 4 (10/4-10/25/2014 & 10/10-10/24/2012)

Longest Unbeaten Streak: 15 (10/17/1984-12/1/1985)

Longest Winless Streak: 4 (10/4-10/25/2014, 10/10-10/24/2012 & 9/18-10/2/1983)

MILESTONE MATCHES

AT THE GRAVEYARD/STONE STADIUM

1st Match/Win: Presbyterian (9/18/78), 12-0 W

50th Match: Georgia State (11/7/82), 4-2 W

50th Win: Western Carolina (9/1/84), 11-1 W

100th Match: Charleston Southern (11/5/86), 10-0 W

100th Win: Clemson (10/9/88), 2-1 W

150th Match: Clemson (10/14/90), 1-3 L

150th Win: Erskine (9/22/93), 6-1 W

200th Match: Georgia State (11/2/94), 6-0 W

200th Win: North Carolina (11/8/98), 2-1 W (OT)

250th Match: The Citadel (9/1/99), 8-2 W

300th Match: Portland (9/10/04), 3-2 W

250th Win: UCF (10/21/06), 2-1 W

300th Win Georgia State (9/24/16), 3-1 W

350th Match: Wake Forest (10/20/09), 0-3 L

400th Match: NC State (10/21/14), 1-2 L (OT)

450th Match: Old Dominion (10/5/19), 1-2 L

NCAA TOURNAMENT RECORDS

Record: 12-10-1 (.543)

Most Goals: 6 vs. Air Force (11/28/93)

Most Opponent Goals: 3 by UAB (11/25/01); College of Charleston (11/19/04); Michigan (11/28/10)

Fewest Goals: 0 - Six times; most recent against Duke (11/26/00)

Fewest Opponent Goals: 0 - Eight times; most recent against Mercer (11/17/16)

MEMORABLE HOME MATCHES

Over the last 44 seasons, many great memories have been made at South Carolina home matches at The Graveyard, which became Stone Stadium with the addition of the permanent grandstand in 1996. These memorable matches range from NCAA Tournament wins to strong individual showings, to wins that marked a specific moment in Carolina soccer history.

- 9/19/78 With a 12-0 shutout of Presbyterian College, SC's first-ever home match, Carolina began an excellent record at home.

- 11/17/85 Doug Allison and Scott Cook both add a goal and an assist, as SC wins its first NCAA home match, a 3-0 victory against the Duke Blue Devils.

- 10/12/86 Carolina secured its first home win against archrival Clemson, a hard-fought 4-3 victory.

- 11/27/88 A lone first-half goal by Clark Brisson leads Gamecocks to first ever College Cup with a 1-0 victory over SMU.

- 11/4/89 A 3-2 win over UCLA became the first of two wins over the Bruins, helping SC go undefeated in 1989 Met Life Classic.

- 11/12/89 Scott Cook scored a miraculous goal from the near corner flag to defeat Duke, 2-1, in the NCAA Tournament.

- 10/28/90 A 2-1 win over powerhouse Indiana gave SC a second Met Life Classic title.

- 11/1/92 The Gamecocks score just 15 seconds into the game and have their captain ejected at 56 seconds, however, they still win a 2-0 thriller over Clemson.

- 11/4/92 Senior All-American Tommy Loeber scored his first career goal with seconds left against College of Charleston to send the match into overtime, where the Gamecocks won, 4-3.

- 11/28/93 SC reaches second College Cup behind six-goal outburst by six different Gamecock goal scorers to defeat Air Force.

- 10/14/94 Future MLS star Clint Mathis shows first signs of brilliance leading South Carolina to a 7-5 win over North Carolina.

- 10/29/97 Carolina erased a 4-2 second-half deficit to come back and defeat Wake Forest, 5-4, behind five Josh Wolff points.

- 11/23/97 1st NCAA Tournament match at newly-named Stone Stadium; Clint Mathis scores twice on assists from Kim Eriksen, as Carolina defeated Charleston Southern, 3-0.

- 9/6/98 SC defeats top-ranked and defending national champion UCLA, 2-1, for Berson's 300th career win.

- 11/8/98 A bicycle kick by Nathan Watkins gives SC another one-goal win, Berson's 300th win at Carolina as he defeated his alma mater, North Carolina, 2-1.

- 10/10/04 Ryan Deter's goal in the 24th minute sends Carolina past archrival Clemson, 1-0, marking Berson's 375th career win.

- 9/27/06 Cory Lewis scores twice as the Gamecocks defeat UAB, 2-0, and give coach Mark Berson his 400th career victory.

- 10/27/07 Gamecocks defeat Marshall, 3-1, securing Berson's 400th victory at South Carolina.

- 8/29/08 Then-record crowd of 6,102 watched the Gamecocks defeat archrival Clemson, 2-0.

- 11/21/10 South Carolina defeats Duke, 1-0, on a golden goal by Bradlee Baladez in the NCAA Tournament.

- 10/26/13 Gamecocks upend No. 25 New Mexico with a 92nd minute goal by Eli Dent to make Mark Berson just the fourth Division I head coach to win 450 games at a single school.

- 9/18/20 Carolina scores three goals to defeat Furman and give head coach Mark Berson his 500th win at South Carolina.

- 4/17/21 Mark Berson coaches his final game after 43 seasons as the head coach of the men's soccer program.

- 8/26/21 Tony Annan becomes the second head coach in program history as the Gamecocks take on the College of Charleston.



GAMECOCK VARSITY SOCCER FIELD AT THE GRAVEYARD HISTORY

Before Stone Stadium became part of the Gamecock Athletics' landscape, the South Carolina men's soccer team played on the same site, affectionately referred to as "The Graveyard" for the first 18 years of the site's existence.

Bleachers lined the east side of the field, with a seating capacity of 2,000 listed throughout its time. However, many times crowds well over that cap came to watch the Gamecocks play, including over 6,000 for the 1990 match-up against archrival Clemson.

"The Graveyard" stood as the place where opponents dreams of a road win died, as South Carolina captured 84 percent of the contests played on the site (177-30-9) in 18 years. Twice, the homefield advantage launched a Mark Berson-led Gamecock team to the NCAA College Cup in 1988 and 1993.

TOP 10 CROWDS AT THE GRAVEYARD

Rank	Opponent	Attn.	Date	Score	WLT
1	Clemson	6,025	10/14/90	1-3	L
2	Clemson	5,900	10/9/88	2-1	W
3	UCLA@	5,718	11/4/89	3-2 (OT)	W
4	Indiana@	5,600	11/6/88	1-1	T
5	Clemson	5,385	11/1/92	2-0	W
6	Akron@	5,351	11/5/89	1-0	W
7	Indiana@	4,953	10/28/90	2-1	W
8	Boston@	4,500	11/8/87	1-0	W
	American#	4,500	12/1/85	0-2	L
10	Clemson	4,400	10/12/86	4-3 (OT)	W

@ MetLife Classic; # NCAA Tournament Quarterfinal



Year	Win	Loss	Tie	Pct	Win	Loss	Tie	Pct	Dates	Attendance	Average	High	Date/Opponent
1978	7	1	0	.875	-	-	-	-	8				
1979	8	1	0	.889	-	-	-	-	9				
1980	9	1	0	.900	-	-	-	-	10				
1981	10	1	0	.909	-	-	-	-	11				
1982	9	3	1	.731	-	-	-	-	13				
1983	6	4	2	.583	-	-	-	-	12				
1984	10	1	1	.875	-	-	-	-	12				
1985	13	1	0	.929	-	-	-	-	14	25,400	1,814	4,500	12/1 American
1986	10	2	0	.833	-	-	-	-	12	15,850	1,321	4,400	10/12 Clemson
1987	10	1	1	.875	-	-	-	-	12	28,053	2,338	4,500	11/8 Boston University
1988	13	1	1	.900	-	-	-	-	15	39,772	2,651	5,900	10/9 Clemson
1989	13	1	1	.900	-	-	-	-	15	34,270	2,285	5,718	11/4 UCLA
1990	8	2	0	.800	-	-	-	-	10	24,557	2,456	6,025	10/14 Clemson
1991	11	2	0	.846	-	-	-	-	13	22,460	1,728	3,650	9/8 Davidson
1992	10	3	1	.750	-	-	-	-	14	28,045	2,003	5,385	11/1 Clemson
1993	10	0	1	.955	3	0	0	1.000	11	18,798	1,709	4,104	11/28 Air Force
1994	9	2	0	.818	1	1	0	.500	11	27,387	2,490	4,065	10/19 Clemson
1995	11	3	0	.786	-	-	-	-	14	24,995	1,785	2,706	11/26 Duke
Yard	177	30	9	.840	4	1	0	.800	216	289,587	2,053	2,706	(141 w/attendance for avg)



EUGENE E. STONE III STADIUM - ESTABLISHED IN 1996

Built in time for the fall of 1996, Eugene E. Stone III Stadium marked a new era in Gamecock Soccer history. Holding 5,000 fans, the concrete stands gave new amenities not previously seen at The Graveyard. The facility accommodates both the men and women during the season.

Improvements have continued over the years, including the addition of chairback seats from Sarge Frye Field and a scoreboard in 2008, modernizing part of the stadium. New sod brought about a new look to the facility in 2009, leveling the field and giving it a much better look. Graphics also sprung up under the stands and on the stadium facing during that renovation.

The site is set to grow again in the next offseason, as a new facility will give the Gamecock soccer teams new locker rooms, a weight room and a video room for the squads to share.



TOP 10 CROWDS AT STONE STADIUM

Rank	Opponent	Attn.	Date	Score	WLT
1	Clemson	6,892	8/26/16	1-2	L
2	Clemson	6,157	9/3/10	2-0	W
3	Clemson	6,102	8/29/08	2-0	W
4	UCLA!	5,750	9/6/98	2-1	W
5	Clemson	5,449	9/2/22	0-1	L
6	Belmont	5,415	8/29/14	1-0 2ot	W
7	USC Upstate	5,048	8/25/17	2-1	W
8	Clemson	5,027	10/8/00	0-0 ot	T
9	Clemson	5,021	10/11/99	0-1	L
10	Clemson	5,009	8/25/06	3-4	L

! Providence Kickoff Classic

Fans have flocked to the men's matches since the new setup was established, with two record-setting crowds coming during the past seven years. Ten NCAA Tournament matches have been played by Berson's Gamecocks in Stone Stadium.

The stadium began with a \$1 million gift from Eugene E. Stone III and his family. Stone, a 1930 graduate of South Carolina, owned Stone Manufacturing Co., Inc., which was the parent company of Umbro International, the largest provider of soccer apparel in the 1990s in USA. The Stones also made the same gift to Furman, where the Paladins' stadium also bears Stone's name.

Year	Win	Loss	Tie	Pct	Win	Loss	Tie	Pct	Dates	Attendance	Avg.	High	Date/Opponent	National Att. Rank
1996	6	4	1	.650	-	-	-	-	11	15,785	1,435	2,900	9/22 Massachusetts	
1997	9	1	1	.864	-	-	-	-	11	15,382	1,398	3,021	11/30 Clemson	
1998	10	1	0	.909	-	-	-	-	11	22,436	2,040	5,750	9/6 UCLA	
1999	6	3	1	.650	-	-	-	-	10	11,588	1,159	2,120	11/14 Brown	
2000	4	4	2	.500	-	-	-	-	10	19,324	1,932	5,027	10/8 Clemson	
2001	7	2	1	.750	-	-	-	-	10	18,430	1,843	3,028	9/2 Penn State	
2002	6	3	0	.667	-	-	-	-	9	13,605	1,512	4,868	10/6 Clemson	
2003	5	4	1	.550	-	-	-	-	10	8,186	819	1,647	9/21 Appalachian State	
2004	7	3	0	.700	-	-	-	-	10	11,002	1,100	4,312	10/10 Clemson	
2005	5	3	0	.625	3	1	0	.750	8	4,514	564	782	9/6 College of Charleston	
2006	8	1	0	.889	4	0	0	1.000	9	10,404	1,156	5,009	8/25 Clemson	
2007	6	2	0	.750	2	2	0	.500	8	5,518	690	877	10/24 SMU	
2008	5	1	3	.722	1	1	2	.500	9	10,663	1,185	6,102	8/29 Clemson	
2009	4	4	1	.500	1	2	1	.375	9	6,538	726	1,875	10/20 Wake Forest	
2010	6	2	2	.700	3	0	1	.875	10	20,537	2,054	6,157	9/3 Clemson	
2011	5	3	2	.600	2	1	1	.625	10	13,272	1,327	1,900	9/30 Tulsa	
2012	3	5	2	.400	1	2	1	.375	10	9,293	929	1,764	9/18 Clemson	
2013	5	2	2	.667	2	2	0	.500	9	12,709	1,412	2,413	9/6 High Point	15th NCAA Division I
2014	5	6	0	.455	0	4	0	.000	11	28,619	2,602	5,415	8/29 Belmont	5th NCAA Division I
2015	8	0	2	.900	4	0	0	1.000	10	22,453	2,245	4,325	8/28 Mercer	9th NCAA Division I
2016	8	4	0	.667	3	1	0	.750	12	29,493	2,458	6,892	8/26 Clemson	8th NCAA Division I
2017	5	4	1	.550	1	2	1	.375	10	29,002	2,900	5,048	8/25 USC Upstate	3rd NCAA Division I
2018	5	6	0	.455	1	3	0	.250	11	26,606	2,419	4,871	8/31 Clemson	6th NCAA Division I
2019	7	2	2	.778	2	1	0	.667	11	19,047	1,732	2,706	9/6 USC Update	9th NCAA Division I
2020	6	5	0	.545	1	3	0	.250	11	NA	NA	NA	NA	
2021	4	6	1	.409	0	3	1	.125	11	17,842	1,622	3,205	8/26 College of Charleston	11th NCAA Division I
Stone	155	81	25	.642	31	28	8	.522	261	402,249	1,570			
Yard	177	30	9	.840	4	1	0	.800	216	289,587	2,053			
Total	332	111	34	.732	35	29	8	.542	477	691,836	1,718			

AWARDS & HONORS



YEAR-BY-YEAR RESULTS

Schedule Site Legend

Table with 2 columns: Location and Year. Locations include Wheaton, Ill., Edwardsville, Ill., Wilmington, N.C., Miami, Fla., Tampa, Fla., Bloomington, Ind., St. Louis, Mo., Los Angeles, Calif., Las Vegas, Nev., Charlottesville, Va., Palo Alto, Calif., Evansville, Ind., Piscataway, N.J., Seattle, Wash., Chapel Hill, N.C., South Bend, Ind., Davidson, N.C., Santa Clara, Calif., Charleston, Mount Pleasant, S.C., Omaha, Neb., Garden City, N.J., College Park, Md., Durham, N.C., Philadelphia, Pa., Dallas, Texas, Cary, N.C., Tulsa, Okla., Storrs, Conn., Birmingham, Ala., Winston-Salem, N.C., Evanston, Ill., Providence, R.I., Memphis, Tn., Hanover, N.H., Charlotte, N.C., Norfolk, Va., Huntington, W. Va.

Table with 5 columns: Date, Opponent, Home/Away, Win/Loss/Tie, Score. Opponents include Francis Marion, Coastal Carolina, SIU-Edwardsville%, Portland%, Appalachian State, Furman, Erskine, The Citadel, Clemson, Duke^, UNC Wilmington^, Charleston Southern, UCF, Emory, Rollins College, Hartwick, College of Charleston.

% Cougar Classic; ^ Port City Classic

1981

16-4-1 Overall
10-1-0 Home • 6-3-1 Away

Table with 5 columns: Date, Opponent, Home/Away, Win/Loss/Tie, Score. Opponents include Wheaton#, SIU-Edwardsville#, Rhode Island, Connecticut, Charleston Southern, Belmont Abbey, The Citadel, Erskine, Furman, Emory, Clemson, College of Charleston, Duke, Jacksonville, Wake Forest, Francis Marion, UNC Wilmington, Davidson, Appalachian State, Western Carolina, NC State.

Carolina Invitational

1982

12-5-2 Overall
9-3-1 Home • 3-2-1 Away


Table with 5 columns: Date, Opponent, Home/Away, Win/Loss/Tie, Score. Opponents include Charlotte, North Carolina#, West Virginia#, Jacksonville, Alabama A&M, Charleston Southern, Furman, The Citadel, College of Charleston, Clemson, Duke, Georgia Southern, Wake Forest, Erskine, UNC Wilmington, Davidson, Georgia State, Appalachian State, NC State.

Carolina Invitational

1983

8-11-2 Overall
6-4-2 Home • 2-7-0 Away

Table with 5 columns: Date, Opponent, Home/Away, Win/Loss/Tie, Score. Opponents include Lander, Old Dominion, Charleston Southern, Western Carolina, Charlotte.



Mark Berson was the only head coach for the program's first 43 season

Results Legend

After scores: * Overtime; ** Double Overtime; *** Penalty Kicks

1978

13-3-1 Overall
7-1-0 Home • 6-2-1 Away

Table with 5 columns: Date, Opponent, Home/Away, Win/Loss/Tie, Score. Opponents include Presbyterian, College of Charleston, Coastal Carolina, Erskine, East Carolina, UNC Asheville, Presbyterian, Clemson, Charleston Southern, Georgia State, Emory, Winthrop, Appalachian State, Furman, UNC Wilmington, Francis Marion, Western Carolina.

1979

14-5-0 Overall
8-1-0 Home • 6-3-0 Away • 0-1-0 Neutral
NCAA First Round

Table with 5 columns: Date, Opponent, Home/Away, Win/Loss/Tie, Score. Opponents include Erskine, Connecticut, UNC Wilmington, Winthrop, Georgia State, East Carolina, College of Charleston, Emory, Francis Marion, Clemson, Indiana%, Wheaton%, Furman, Appalachian State, Western Carolina, Rollins College, UCF, Charleston Southern, Clemson\$.

% Wheaton Invitational; \$ NCAA Tournament

1980

12-5-2 Overall
9-1-0 Home • 2-3-2 Away • 1-1-0 Neutral

Table with 5 columns: Date, Opponent, Home/Away, Win/Loss/Tie, Score. Opponents include Western Carolina, USC Upstate.

Table with 5 columns: Date, Opponent, Home/Away, Win/Loss/Tie, Score. Opponents include Alabama A&M, USF#, George Washington#, Erskine, NC State, Mercer, Clemson, North Carolina, UNC Wilmington, Duke, Davidson, Wake Forest, Furman, Connecticut, Rutgers, Appalachian State.

Carolina Invitational

1984

14-4-2 Overall
10-1-1 Home • 3-3-0 Away • 1-0-1 Neutral
No. 20 Final NSCAA Ranking

Table with 5 columns: Date, Opponent, Home/Away, Win/Loss/Tie, Score. Opponents include Western Carolina, Connecticut, Presbyterian, North Carolina, Charlotte, Charleston Southern, Tennessee#, Old Dominion#, Furman, USF, Erskine, NC State, UNC Wilmington, Clemson, Mercer, Duke, Davidson, Wake Forest, Saint Louis%, Brigham Young%.

Carolina Invitational; % FIU Invitational

1985

20-3-1 Overall
13-1-0 Home • 7-2-0 Away • 0-0-1 Neutral
No. 6 Final NSCAA Ranking
NCAA Tournament Quarterfinalist

Table with 5 columns: Date, Opponent, Home/Away, Win/Loss/Tie, Score. Opponents include Francis Marion, Charleston Southern, Georgia State, Charlotte, Jacksonville.



CAROLINA SOCCER

9/18	Mercer	H	W	4-0
9/21	Appalachian State#	H	W	3-1
9/22	UNC Greensboro#	H	W	2-1
9/25	North Carolina	H	W	2-0
9/29	Alabama A&M	H	W	1-0
10/2	Erskine	A	W	1-0
10/6	NC State	H	W	1-0 *
10/9	The Citadel	A	W	5-0
10/13	Clemson	A	L	1-3
10/18	Duke	A	W	1-0
10/23	Davidson	H	W	5-0
10/27	Wake Forest	H	W	2-0
10/30	Furman	A	W	3-2
11/2	George Mason	A	W	3-1
11/8	UCF%	N5	T	0-0 *
11/10	Tampa%	A	L	1-5
11/17	Duke\$	H	W	3-0
11/24	Clemson\$	A	W	1-0 ***
	(Advanced in shootout, 5-3)			
12/1	American\$	H	L	0-2

Carolina Invitational; % Countdown to Nationals;
\$ NCAA Tournament

1986

17-5-0 Overall

10-2-0 Home • 6-2-0 Away • 1-1-0 Neutral
No. 13 Final NSCAA Ranking
NCAA Tournament

9/1	Francis Marion	H	W	6-0
9/5	Indiana%	A	W	2-1
9/6	UNLV%	N6	W	1-0 *
9/10	Wofford	H	W	2-0
9/13	Presbyterian	H	W	6-1
9/16	Charlotte	H	W	6-0
9/19	SMU^	N7	L	2-3
9/20	Saint Louis^	A	W	3-2
9/24	North Carolina	A	L	0-1
9/28	Appalachian State	H	W	4-0
10/1	Erskine	H	W	3-1
10/5	NC State	A	W	2-1
10/8	The Citadel	H	W	4-0
10/12	Clemson	H	W	4-3 *
10/19	Duke	H	L	2-3 *
10/22	Davidson	A	W	5-0
10/26	Wake Forest	A	W	1-0 *
10/29	Furman	H	L	0-3
11/2	Jacksonville	A	W	2-0
11/5	Charleston Southern	H	W	10-0
11/8	Akron	H	W	4-1
11/16	Duke\$	A	L	2-3

% adidas/Metropolitan Life Classic; ^ PUMA
Classic;
\$ NCAA Tournament

1987

16-2-3 Overall

10-1-1 Home • 5-1-2 Away • 1-0-0 Neutral
No. 2 Final NSCAA Ranking
NCAA Tournament

9/1	Francis Marion	H	W	7-0
9/4	Indiana%	A	W	3-1
9/5	Evansville%	N6	W	2-1
9/9	Wofford	H	W	8-0
9/13	Akron	A	T	0-0 *
9/16	Wake Forest	H	W	1-0
9/20	FIU	H	T	1-1 *
9/23	Davidson	H	W	4-0
9/27	Georgia State	A	W	4-0
9/30	Erskine	A	W	5-0
10/4	Appalachian State	H	W	6-0
10/7	The Citadel	A	W	4-0
10/11	Clemson	A	L	1-2
10/18	Duke	A	W	1-0 *
10/21	North Carolina	H	W	2-1
10/25	Jacksonville	H	W	6-0
11/3	Furman	A	T	2-2 *
11/7	William & Mary#	H	W	3-0
11/8	Boston University#	H	W	1-0
11/15	NC State\$	H	W	1-0 *
11/22	North Carolina\$	H	L	1-2 ***

(Eliminated in shootout)

% adidas/Metropolitan Life Classic; # Metropolitan
Life Classic; \$ NCAA Tournament

1988

14-4-4 Overall

13-1-1 Home • 1-2-2 Away • 0-1-1 Neutral
No. 5 Final NSCAA Ranking
NCAA Tournament Semifinalist

9/1	Francis Marion	H	W	9-0
9/5	Erskine	H	W	4-0
9/8	Georgia State	H	W	7-0
9/11	Wake Forest	A	L	0-1 *
9/14	South Alabama	H	W	1-0
9/18	Jacksonville	A	W	5-0
9/21	Davidson	A	L	0-1 *
9/25	Furman	H	W	2-0
9/28	North Carolina	A	T	0-0 *
10/2	Appalachian State	H	W	3-1
10/5	College of Charleston	H	W	3-0
10/9	Clemson	H	W	2-1
10/12	The Citadel	H	W	1-0
10/16	Duke	H	L	1-3
10/22	San Diego State%	N8	T	0-0 *
10/23	UCLA%	A	T	0-0 *
10/30	NC State	H	W	1-0
11/5	Air Force#	H	W	2-1
11/6	Indiana#	H	T	1-1
11/20	North Carolina\$	H	W	3-1
11/27	SMU\$	H	W	1-0
12/3	Howard\$	N6	L	0-2

% Metropolitan Life Classic; # Metropolitan Life
Classic;
\$ NCAA Tournament

1989

17-3-2 Overall

13-1-1 Home • 4-1-1 Away • 0-1-0 Neutral
No. 8 Final NSCAA Ranking
NCAA Tournament Quarterfinalist

9/1	Francis Marion	H	W	7-0
9/3	Clemson	A	W	3-2
9/5	Presbyterian	H	W	3-0
9/8	UNLV%	A	W	2-0
9/9	Fresno State%	N9	L	0-1
9/17	North Carolina	H	W	3-2
9/20	South Alabama	H	T	1-1 *
9/24	Duke	A	T	2-2 *
9/27	Erskine	H	W	5-2 *
10/1	Appalachian State	H	W	2-0
10/4	College of Charleston	H	W	3-1
10/8	Furman	A	W	1-0
10/11	Georgia State	H	W	2-0
10/18	The Citadel	H	W	8-0
10/22	Wake Forest	H	L	1-3
10/25	Davidson	H	W	3-0
10/29	Jacksonville	H	W	3-0
11/4	UCLA#	H	W	3-2 *
11/5	Akron#	H	W	1-0
11/12	Duke\$	H	W	2-1
11/19	Wake Forest\$	A	W	5-1
11/26	Virginia\$	A	L	0-1 *

% adidas/Ethel M Tournament; # Metropolitan
Life Classic; \$ NCAA Tournament

1990

14-5-2 Overall

8-2-0 Home • 4-3-2 Away • 2-0-0 Neutral
No. 12 Final NSCAA Ranking
NCAA Tournament

8/31	George Mason%	N10	W	1-0
9/2	Virginia%	A	T	1-1 *
9/5	Presbyterian	H	W	2-0
9/9	Appalachian State	H	W	4-2
9/12	College of Charleston	H	W	2-1
9/16	North Carolina	A	L	1-2 *
9/19	Georgia State	H	W	3-0
9/23	South Alabama	H	L	1-2
9/26	Erskine	H	W	4-0
9/30	Wake Forest	A	T	0-0 *
10/6	San Francisco^	N11	W	1-0
10/7	Stanford^	A	W	2-0

10/14	Clemson	H	L	1-3
10/17	The Citadel	A	W	2-0
10/21	Furman	H	W	1-0
10/27	UNLV#	H	W	3-1
10/28	Indiana#	H	W	2-1
10/31	Davidson	A	L	1-2
11/4	Jacksonville	A	W	4-1
11/11	Clemson\$	A	W	3-0
11/18	NC State\$	A	L	1-3

% Coca-Cola Classic; ^ Stanford Invitational; #
Met Life Classic; \$ NCAA Tournament


1991

14-5-0 Overall

11-2-0 Home • 1-3-0 Away • 2-0-0 Neutral

9/8	Davidson	H	W	2-0
9/11	Presbyterian	H	W	2-0
9/15	North Carolina	H	L	1-2 *
9/18	Erskine	H	W	4-0
9/22	Appalachian State	H	W	10-1
9/25	Georgia Southern	H	W	5-0
9/27	San Francisco%	N12	W	2-0
9/29	Evansville%	A	W	4-1
10/2	College of Charleston	H	W	5-4 *
10/6	Furman	A	L	0-1
10/11	Princeton^	N13	W	3-1
10/13	Rutgers^	A	L	0-2
10/16	The Citadel	H	W	5-0
10/20	Wake Forest	H	L	0-1
10/23	Mercer	H	W	2-1
10/26	Notre Dame#	H	W	2-0
10/27	Washington#	H	W	3-2
11/3	Clemson	A	L	0-6
11/9	Kentucky	H	W	6-0

% Aces Soccer Classic; ^ Met Life Classic; # Met
Life Classic



Doug Allison holds Carolina's all-time records for
career points (158) and goals scored (63).



CAROLINA SOCCER

1992

13-5-3 Overall
 10-3-1 Home • 2-2-2 Away • 1-0-0 Neutral
 NCAA Tournament

9/6	Appalachian State	H	W	4-2
9/9	Davidson	A	T	2-2 *
9/13	Saint Louis&	H	W	3-1
9/18	Portland%	N14	W	2-1
9/20	Washington%	A	T	1-1 *
9/24	Erskine	H	W	7-0
9/27	Charlotte	H	T	2-2 *
9/30	Wake Forest	A	L	0-1
10/4	Furman	H	L	1-2
10/7	Presbyterian	H	W	2-1
10/11	Kentucky	A	W	2-0
10/14	North Carolina	A	L	0-6
10/18	Mercer	H	W	4-2
10/21	The Citadel	A	W	2-1
10/24	Evansville#	H	W	2-0
10/25	Rutgers#	H	L	1-3
10/28	Wofford	H	W	6-1
11/1	Clemson	H	W	2-0
11/4	College of Charleston	H	W	4-3 *
11/8	Vanderbilt	H	W	3-1
11/15	Coastal Carolina\$	H	L	0-2

& Umbro Kickoff Classic; % Husky Tournament;
 # Met Life Classic; \$ NCAA Tournament

1993

16-4-4 Overall
 10-0-1 Home • 4-3-2 Away • 2-1-1 Neutral
 No. 23 Final NSCAA Ranking
 4-0-1 Metro Conference - CHAMPION
 NCAA Tournament Finals

9/5	Santa Clara&	H	W	2-1
9/8	Davidson	H	W	5-0
9/12	Furman	A	L	2-5
9/17	George Washington^	N15	W	4-1
9/19	North Carolina^	A	L	0-3
9/22	Erskine	H	W	6-1
9/26	VCU*	H	W	5-1
9/28	The Citadel	H	W	8-0
10/1	Notre Dame%	A	L	0-2
10/2	Indiana%	N16	T	1-1 *
10/10	Vanderbilt	A	W	2-1 *
10/12	Louisville*	A	W	9-0
10/16	USF**	H	W	5-1
10/17	Boston University#	H	W	2-1
10/21	Charlotte*	A	T	1-1 *
10/24	Virginia Tech*	H	W	3-0
10/28	Wake Forest	H	T	0-0 *
10/31	Clemson	A	W	2-1 *
11/7	College of Charleston	A	T	2-2 *
11/14	Furman\$	H	W	1-0
11/22	Clemson\$	A	W	3-2
11/28	Air Force\$	H	W	6-0
12/3	Cal State Fullerton\$	N17	W	1-0
12/5	Virginia\$	N17	L	0-2

* Metro Conference match; & Umbro Kickoff Classic;
 ^ Carolina Classic; % Notre Dame Classic; # Met Life Classic; \$ NCAA Tournament

1994

16-4-0 Overall
 9-2-0 Home • 6-1-0 Away • 1-1-0 Neutral
 No. 6 Final NSCAA Ranking
 4-1 Metro Conference
 NCAA Tournament

9/3	Indiana%	A	L	0-1
9/4	Saint Louis%	N6	L	0-1
9/7	Rutgers^	N17	W	2-1
9/11	Furman	H	W	4-1
9/18	Brown&	H	W	2-1 *
9/21	The Citadel	A	W	2-0
9/25	VCU*	A	W	3-1
9/28	Erskine	H	W	7-0
10/1	USF*	A	W	3-2
10/6	Davidson	A	W	2-1 *
10/9	Appalachian State	H	W	8-0
10/14	North Carolina#	H	W	7-5

10/16	TCU#	H	W	7-1
10/19	Clemson	H	W	3-1 *
10/23	Virginia Tech*	A	W	2-0
10/26	Wake Forest	A	W	1-0
10/30	Louisville*	H	W	4-1
11/2	Georgia State	H	W	6-0
11/6	Charlotte*	H	L	1-3
11/20	NC State\$	H	L	0-1

* Metro Conference match; % Indiana MetLife Classic; ^ JP Sports TV's College Soccer Game of the Week; & Umbro Kickoff Classic; # MetLife Classic; \$ NCAA Tournament

1995

16-4-0 Overall
 11-3-0 Home • 4-0-0 Away • 1-1-0 Neutral
 No. 3 Final NSCAA Ranking
 NCAA Tournament

9/3	Clemson	A	W	3-2
9/10	Furman	A	W	2-1 *
9/17	Wisconsin&	H	L	2-3
9/20	Wake Forest	H	L	1-2
9/24	VCU	H	W	3-0
9/27	The Citadel	A	W	3-0
10/1	Presbyterian	H	W	4-0
10/4	Charlotte	A	W	2-0
10/8	North Carolina^	H	W	3-1
10/14	New Hampshire#	H	W	3-1
10/15	Saint Louis#	H	W	4-3
10/20	SMU%	N7	L	0-3
10/22	UAB%	N7	W	2-0
10/25	Davidson	H	W	1-0 *
10/29	Georgia Southern	H	W	4-1
11/1	Campbell	H	W	4-0
11/5	College of Charleston	H	W	5-0
11/8	Erskine	H	W	9-0
11/19	Coastal Carolina\$	H	W	3-1
11/26	Duke\$	H	L	0-2

& Umbro Kickoff Classic; ^ College Soccer Weekly Game of the Week; # MetLife Classic; % Umbro Tournament;
 \$ NCAA Tournament

1996

8-9-2 Overall
 6-4-1 Home • 1-3-1 Away • 1-2-0 Neutral

9/3	Davidson	A	L	0-1
9/8	Furman	H	L	1-2
9/15	College of Charleston	A	L	2-6
9/19	Charleston Southern	H	W	5-0
9/22	No. 12 Massachusetts&	H	W	3-1
9/27	Santa Clara%	A	T	2-2 *
9/29	San Francisco%	N18	L	1-2
10/6	No. 14 SMU	A	L	2-3 *
10/9	The Citadel	H	W	6-0
10/13	No. 23 North Carolina	A	W	4-1
10/18	No. 11 Creighton#	H	W	3-1
10/20	No. 19 Evansville#	H	W	3-1
10/23	Wofford	H	W	7-0
10/27	Clemson	H	L	1-3
10/30	Wake Forest	H	L	1-2
11/2	Duke^	N19	W	3-1
11/3	No. 7 Indiana^	N19	L	0-1
11/7	No. 14 Charlotte	H	L	0-1
11/10	NC State	H	T	2-2 *

& Umbro Kickoff Classic; % Nike/Coca-Cola Classic;
 # MetLife Classic; ^ Oneita Classic; \$ NCAA Tournament

1997

16-3-1 Overall
 9-1-1 Home • 2-2-0 Away • 5-0-0 Neutral
 No. 8 Final NSCAA Ranking
 NCAA Tournament

8/27	Newberry	H	W	9-0	
9/4	Georgia Southern	H	T	3-3 *	
9/7	No. 11-T SMU&	H	W	2-1	
9/12	No. 5 Creighton%	A	L	3-4 *	
9/14	Drake%	N20	W	3-1	
9/21	College of Charleston	25T	H	W	8-0
10/3	San Diego^	21	N12	W	4-0

10/5	UNLV^	21	N12	W	8-2
10/12	Clemson	15	A	L	0-2
10/18	Navy#		H	W	3-2
10/19	Adelphi#		H	W	4-0
10/22	Erskine	14	H	W	11-0
10/29	Wake Forest	10	H	W	5-4
11/1	No. 13 William & Mary@	10	N19	W	4-0
11/2	Richmond@	10	N19	W	2-0
11/6	NC State	8	A	W	4-0
11/9	North Carolina	8	H	W	3-2 *
11/12	Furman	8	A	W	2-1
11/23	Charleston Southern\$	7	H	W	3-0
11/30	Clemson\$	7	H	L	0-1 *


& Umbro Kickoff Classic; % Creighton Classic;
 ^ Aces Classic; # Sunbeam Classic; @ Nike Invitational;
 \$ NCAA Tournament

1998

16-5-0 Overall
 10-1-0 Home • 3-3-0 Away • 3-1-0 Neutral
 No. 10 Final NSCAA Ranking
 NCAA Tournament

9/1	Coker	H	W	8-0	
9/3	The Citadel	A	W	4-0	
9/6	UCLA&	H	W	2-1	
9/12	American%	7	N21	W	3-1
9/13	No. 14 St. John's%	7	N21	L	1-2 *
9/20	College of Charleston	15	A	W	2-0
9/23	Davidson	14	A	W	2-0
9/27	No. 23 Furman	14	H	W	1-0
9/30	Wofford	12	H	W	7-0
10/3	VCU	12	A	L	1-2 *
10/11	No. 7 Clemson	16	H	L	0-2
10/17	No. 25 Missouri State#	21	H	W	1-0
10/18	Evansville#	21	H	W	3-0
10/24	Charlotte	13	H	W	2-1
10/27	Wake Forest	10	A	L	1-2
10/31	Georgia State@	10	N19	W	2-0
11/1	UAB@	10	N19	W	1-0
11/8	No. 20 North Carolina	11	H	W	2-1 *
11/15	Philadelphia	10	H	W	3-0
11/22	VCU\$	10	H	W	2-1
11/29	No. 5 Virginia\$	10	A	L	0-1

& Providence Kickoff Classic; % Old Republic Classic;
 # Sunbeam Classic; @ Nike Invitational; \$ NCAA Tournament



Rob Smith, a third-team All-American in 1994, is the all-time career assists leader (40) at USC.

AWARDS & HONORS



CAROLINA SOCCER

1999

10-7-2 Overall
6-3-1 Home • 4-1-1 Away • 0-3-0 Neutral

9/1	The Citadel	10	H	W	8-2
9/4	Davidson	10	H	L	0-1 *
9/7	Charlotte	A	W		3-2
9/11	No. 24 Wake Forest	H	W	T	3-3 *
9/14	Winthrop	H	W		5-0
9/17	Air Force&	H	W		3-0
9/22	William & Mary	H	L		1-4
9/27	No. 14 Furman	A	T		1-1 *
10/1	No. 15 St. John's%	N13	L		0-2
10/2	Rutgers	A	W		1-0 *
10/15	Mercer#	H	W		4-1
10/17	USF#	H	W		3-2
10/19	Wofford	A	W		4-1
10/22	Clemson	A	L		0-1
10/26	College of Charleston	H	W		5-0
10/31	No. 5 Penn State@	N19	L		1-2
11/1	No. 16 Old Dominion@	N19	L		1-3
11/6	No. 18 North Carolina	A	W		3-2
11/14	No. 19 Brown	H	L		2-3

& Providence Kickoff Classic; % Rutgers MetLife Classic; # Sunbeam Classic; @ Nike/Town of Mount Pleasant Invitational

2000

12-4-3 Overall
4-4-2 Home • 5-0-1 Away • 3-0-0 Neutral
No. 17 Final NSCAA Ranking
NCAA Tournament

9/1	Massachusetts	H	W		2-1
9/4	Charlotte	22	H	L	1-2
9/8	No. 3 Virginia%	22	N22	W	2-1
9/10	No. 8 Maryland%	22	A	W	1-0
9/13	College of Charleston	10T	A	W	2-0
9/17	Virginia Tech&	10T	H	W	4-2
9/20	Davidson	7	A	W	3-2
9/23	Wake Forest	7	A	T	2-2 *
9/27	Winthrop	5	A	W	4-0
10/1	No. 2 Penn State	5	A	W	1-0
10/8	No. 20 Clemson	4	H	T	0-0
10/15	Furman	9	H	T	1-1
10/21	Bucknell#	8	H	L	1-2
10/22	Lehigh#	8	H	W	3-2
10/27	The Citadel+	22	N19	W	5-1
10/28	Charleston Southern+	22	N19	W	6-0
11/5	No. 2 North Carolina	19	H	L	0-2
11/12	FIU	20	H	W	3-0
11/19	No. 21 Duke\$	14	H	L	0-1

& Lorick Office Products Kickoff Classic; % Maryland Classic; # Iron Kids Classic; + Town of Mount Pleasant Invitational; \$ NCAA Tournament

2001

12-5-2 Overall
7-2-1 Home • 3-2-1 Away • 2-1-0 Neutral
No. 20 Final NSCAA Ranking
NCAA Tournament

9/2	Penn State	17	H	W	3-2
9/7	No. 1 SMU@	19	N19	L	2-3
9/9	TCU@	19	N19	W	3-0
9/19	Charlotte	19	A	W	1-0 **
9/23	No. 24 Wake Forest	19	H	W	2-1
9/26	Davidson	17	H	W	4-1
9/30	College of Charleston	17	H	W	2-0
10/3	No. 16 Furman	17	A	W	3-2 **
10/7	No. 24-T Clemson	17	A	L	2-3
10/15	Gardner-Webb	18	H	W	5-0
10/19	Maryland#	18	H	L	0-1
10/21	No. 8 Rutgers#	18	H	T	1-1 **
10/26	Cal State Fullerton%	17	N8	W	2-0
10/28	UCLA%	17	A	T	0-0 **
11/4	Drury	19	H	W	3-0
11/9	No. 7 North Carolina	20	A	L	0-1
11/11	Elon	20	H	W	5-1
11/17	FIU	19	A	W	5-4 **
11/25	No. 23 UAB\$	14	H	L	2-3 *

@ Aaron Olitsky Memorial Classic; # Gamecock Classic; % UCLA Invitational; \$ NCAA Tournament

2002

11-8-1 Overall
6-3-0 Home • 3-4-0 Away • 2-1-1 Neutral
NCAA Tournament

8/30	Charleston Southern	16	H	W	4-1
9/2	Jacksonville	10	H	W	2-1
9/6	NC State%	10	N23	W	2-1
9/8	Duke%	10	A	W	3-0
9/13	New Hampshire#	6	H	W	1-0
9/15	Washington#	6	H	W	3-1
9/21	Louisville*	4	N12	T	0-0 **
9/22	Evansville^	4	A	W	1-0
9/29	Davidson	3	A	L	0-1
10/6	No. 9 Clemson	11	H	L	1-2
10/11	No. 2 Wake Forest	13	A	L	0-1
10/16	Charlotte	13	H	W	2-1
10/19	Rutgers	13	A	W	1-0
10/23	College of Charleston	10T	A	L	0-1
10/27	No. 22 Furman	10T	H	L	0-1
11/1	No. 16 Coastal Carolina@	19T	N19	L	0-3
11/3	Winthrop@	19T	N19	W	5-1
11/8	No. 20 North Carolina	A	L		0-2
11/17	FIU	H	W		2-1
11/23	No. 25-T Coastal Carolina\$	H	L		1-2

% Duke-adidas Classic; # Gamecock Classic; ^ Pro-rehab Aces Classic; @ Aaron Olitsky Memorial Classic; \$ NCAA Tournament

2003

9-7-2 Overall
5-4-1 Home • 2-2-1 Away • 2-1-0 Neutral

8/29	Boston University	H	W		4-1
9/1	Stetson	22	H	W	2-0
9/5	Richmond@	22	N19	W	3-0
9/7	Northwestern@	22	N19	W	3-1
9/12	Jacksonville#	16	H	W	4-0
9/14	Alabama A&M#	16	H	W	3-0
9/21	Appalachian State	15	H	W	1-0
9/26	Portland%	11	N14	L	0-2
9/28	No. 22 Washington%	11	A	L	0-3
10/5	Clemson	25T	A	L	0-1
10/8	Elon	H	L		0-1
10/12	No. 14 Wake Forest	H	L		0-4
10/15	Charlotte	A	W		1-0
10/19	Furman	A	T	0-0 **	
10/31	Davidson	H	L	1-2 **	
11/4	College of Charleston	H	T	2-2 **	
11/8	No. 13 North Carolina	H	L		0-1
11/15	No. 10 FIU	A	W		1-0

@ Aaron Olitsky Memorial Classic; # Gamecock Classic; % Husky Classic

2004

12-7-1 Overall
7-3-0 Home • 4-3-0 Away • 1-1-1 Neutral
NCAA Tournament

9/1	William & Mary	H	W		2-1
9/4	Winthrop	A	W		2-0
9/10	Portland#	H	W		3-2
9/12	Bucknell#	H	W		1-0
9/17	Pennsylvania%	A	L		1-2
9/19	Princeton%	N24	T		2-2
9/24	No. 23 Wake Forest	A	W		1-0
9/29	Davidson	15	A	W	4-1
10/3	Gardner-Webb	15	H	W	3-2
10/10	Clemson	17	H	W	1-0
10/13	Charlotte	7	H	L	0-1
10/16	North Carolina	7	A	L	0-2
10/20	College of Charleston	A	L		0-3
10/23	UNC Wilmington	A	W		3-1
10/27	Furman	H	L		0-1
10/31	No. 22 Duke	H	W		1-0
11/5	Coastal Carolina@	25	N19	L	2-3
11/7	Alabama A&M@	25	N19	W	3-2
11/13	FIU	H	W		3-1
11/19	No. 16 College of Charleston	\$H	L		2-3

adidas-Gamecock Classic; % Penn Classic; @ Aaron Olitsky Memorial Classic; \$ NCAA Tournament

2005

12-7-2 Overall
5-3-0 Home • 5-3-1 Away • 2-1-1 Neutral
7-1-1 Conference USA - TOURNAMENT CHAMPIONS
NCAA Tournament

9/1	Clemson	A	L		1-2 **
9/6	College of Charleston	H	L		0-1
9/9	No. 18 Wake Forest%	N15	L		0-3
9/11	No. 2 North Carolina%	A	L		0-2
9/16	Pennsylvania#	H	L		0-2
9/18	Loyola (Chicago)#	H	W		2-1 **
9/21	No. 25-T UNC Wilmington	H	W		4-2
9/24	Charlotte	A	W		2-1 *
10/2	East Carolina*	A	W		5-2
10/7	Memphis*	A	T	2-2 **	
10/9	UAB*	A	W		2-1
10/14	Kentucky*	H	W		1-0
10/16	Marshall*	H	L		0-1
10/28	Tulsa*	H	W		4-2
10/30	No. 9-T SMU*	H	W		3-0
11/4	FIU	A	W		3-1
11/6	UCF*	A	W		4-1
11/9	Kentucky!	N25	T	0-0 ***	
(Advanced in shootout, 4-2)					
11/11	Memphis!	N25	W		2-1
11/13	Tulsa!	N25	W		1-0
11/18	No. 19 Wake Forest\$	A	L		0-2

* Conference USA match; % North Carolina Nike Classic;

adidas Gamecock Classic; ! Conference USA Tournament;

\$ NCAA Tournament

2006

11-5-1 Overall
8-1-0 Home • 2-3-1 Away • 1-1-0 Neutral
4-3-1 Conference USA

8/25	No. 5-T Clemson	24	H	L	3-4
8/28	Wofford	24	A	W	2-0
9/2	William & Mary	24	A	W	1-0
9/5	Centenary	21	H	W	3-2
9/8	Temple#	21	H	W	1-0
9/10	Alabama A&M#	21	H	W	2-0
9/17	Davidson	10	H	W	3-1
9/20	NC State	11	N26	W	3-2
9/24	No. 15 Memphis*	11	H	W	2-1 **
9/27	No. 25 UAB*	6	H	W	2-0
10/1	Kentucky*	6	A	L	0-1 **
10/7	FIU*	9T	H	W	1-0
10/14	Marshall*	11T	A	L	1-2
10/18	No. 1 SMU*	16	A	T	1-1 **
10/21	UCF*	16	H	W	2-1
10/28	Tulsa*	12	A	L	0-1
11/1	UAB!	20	N27	L	2-3

* Conference USA match; # adidas Gamecock Classic;

! Conference USA Tournament

2007

11-6-2 Overall
6-2-0 Home • 4-2-2 Away • 1-2-0 Neutral
4-2-2 Conference USA

8/31	No. 12 Clemson	A	W		1-0 **
9/4	Presbyterian	15	H	W	4-0
9/7	No. 14 Connecticut%	15	A	L	
0-3					
9/8	USF%	15	N28	L	0-2
9/11	Wofford	H	W		2-1 *
9/16	Lipscomb#	H	W		2-0
9/19	No. 12 Duke	A	L		1-2
9/23	Alabama A&M	H	W		2-0
9/28	UAB*	A	W		1-0
10/3	Davidson	A	W		2-1
10/7	FIU*	A	W		3-1
10/13	No. 23 Tulsa*	H	L		0-1
10/20	Memphis*	A	T	1-1 **	
10/24	No. 5 SMU*	H	L		1-2
10/27	Marshall*	H	W		3-1
11/4	UCF*	A	T	0-0 **	
11/9	Kentucky*	H	W		2-1 *
11/14	Memphis!	N29	W		2-1 *

AWARDS & HONORS



CAROLINA SOCCER

11/16	No. 9-Tulsa!	N29	L	1-4
-------	--------------	-----	---	-----

* Conference USA match; % UConn adidas Classic; # adidas Gamecock Classic; ! Conference USA Tournament

2008

8-6-5 Overall

5-1-3 Home • 3-3-2 Away • 0-2-0 Neutral
2-2-4 Conference USA

8/29	Clemson	H	W	2-0
9/2	Presbyterian	H	T	1-1 **
9/5	No. 15 North Carolina%	N30	L	1-3
9/7	No. 1 Wake Forest%	A	L	0-1
9/12	Lehigh#	H	W	3-0
9/14	Jacksonville#	H	W	2-0
9/19	College of Charleston	A	W	4-0
9/24	Furman	A	L	1-2
9/27	Davidson	H	W	4-0
10/4	FIU*	H	W	2-0
10/8	No. 25 SMU*	A	T	1-1 **
10/12	Kentucky*	A	L	0-2
10/17	Memphis*	H	L	0-2
10/25	Marshall*	A	W	1-0
10/29	UAB*	H	T	1-1 **
11/1	No. 9 Tulsa*	A	T	0-0 **
11/7	UCF*	H	T	1-1 **
11/12	SMU!	A	W	3-0
11/14	No. 7 Tulsa!	N25	L	0-2

* Conference USA match; % Deacon Classic; # adidas Gamecock Classic; ! Conference USA Tournament

2009

7-8-3 Overall

4-4-1 Home • 2-4-2 Away • 1-0-0 Neutral
2-4-2 Conference USA

9/2	Charlotte	H	W	3-1
9/4	Clemson	A	W	1-0
9/11	Butler#	H	L	0-1
9/13	George Mason#	H	W	1-0
9/18	No. 25 Northwestern%	A	T	0-0 **
9/20	Northern Illinois%	N31	W	1-0
9/25	Davidson	A	L	1-4
9/29	No. 24 NC State	A	L	0-1
10/4	UCF*	A	W	3-1
10/7	Furman	H	W	3-2
10/11	Tulsa*	H	T	1-1 **
10/14	SMU*	H	W	3-2 **
10/17	Kentucky*	H	L	0-1
10/20	No. 3 Wake Forest	H	L	0-3
10/24	FIU*	A	T	0-0 **
10/28	UAB*	A	L	0-3
10/31	Marshall*	H	L	1-2
11/7	Memphis*	A	L	0-1 *

* Conference USA match; # adidas Gamecock Classic; % Lakeside Classic

2010

13-7-2 Overall

6-2-2 Home • 3-5-0 Away • 4-0-0 Neutral
4-3-1 Conference USA - TOURNAMENT CHAMPIONS

No. 12 Final NSCAA Ranking
NCAA Tournament - No. 7 National Seed

9/3	Clemson	H	W	2-0	
9/10	Brown%	A	L	0-1	
9/12	Yale%	N32	W	1-0	
9/17	Iona#	H	T	2-2 **	
9/19	No. 8 Connecticut#	H	L	0-4	
9/25	Charlotte	A	W	1-0	
9/28	Wake Forest	A	W	1-0	
10/2	UAB*	H	W	3-2	
10/6	No. 8 SMU*	20	A	L	1-3
10/9	Tulsa*	20	A	W	1-0
10/12	NC State	20	H	W	1-0
10/16	UCF*	20	H	T	1-1 *
10/19	No. 4 North Carolina	18	A	L	0-1
10/23	Marshall*	18	A	L	1-4
10/27	FIU*		H	W	1-0
10/31	Memphis*		H	W	3-0
11/7	Kentucky*		A	L	1-2

11/10	UAB!	N33	W	2-1	
11/12	No. 5 SMU!	N33	W	2-1	
11/14	No. 25 Tulsa!	N33	W	1-0	
11/21	No. 24 Duke\$	18	H	W	1-0
11/28	No. 19 Michigan\$	18	H	L	1-3

* Conference USA match; % Brown Classic; # Gamecock Classic; ! Conference USA Tournament; \$ NCAA Tournament

2011

9-7-3 Overall

5-3-2 Home • 4-3-0 Away • 0-1-1 Neutral
6-1-1 Conference USA - REGULAR SEASON CHAMPIONS

NCAA Tournament First Round

8/28	College of Charleston	15T	A	L	
2-3					
9/2	Clemson	A	L	0-2	
9/6	No. 21 Charlotte	H	W	2-1	
9/9	Dartmouth%	A	L	0-2	
9/11	Bradley%	N34	T	2-2 **	
9/16	Brown#	H	L	0-2	
9/18	High Point#	H	W	2-1	
9/24	Memphis*	A	W	3-2	
9/30	Tulsa*	H	W	2-1	
10/4	UAB*	A	W	1-0	
10/12	SMU*	H	L	2-3 **	
10/15	Marshall*	H	W	3-1	
10/18	NC State	H	W	2-0	
10/22	FIU*	A	W	4-3	
10/25	No. 4 North Carolina	H	L	0-4	
11/1	No. 22 UCF*	25T	A	W	1-0 **
11/4	Kentucky*	25T	H	T	2-2 **
11/11	SMU!	23	N27	L	0-1
11/17	Wake Forest\$	H	T	1-1 ***	

(Eliminated in shootout, 3-4)

* Conference match; % Dartmouth Classic; # Gamecock Classic; ! Conference USA Tournament; \$ NCAA Tournament

2012

5-11-2 Overall

3-5-2 Home • 2-5-0 Away • 0-1-0 Neutral
2-5-1 Conference USA

8/24	College of Charleston	H	W	
1-0				
8/31	No. 15 St. John's#	H	L	0-2
9/2	No. 25 Northwestern#	H	T	0-0 **
9/6	No. 2 USF%	A	W	1-0
9/8	Florida Gulf Coast%	N5	L	0-3
9/12	No. 5 Charlotte	A	L	2-3 **
9/18	Clemson	H	W	1-0
9/21	Tulsa*	A	L	0-4
9/24	SMU*	A	L	1-2
9/29	FIU*	H	T	1-1 **
10/7	UCF*	H	W	2-1
10/10	No. 25 UAB*	H	L	3-4
10/13	Marshall*	A	L	1-2
10/17	Wofford	H	L	2-3 *
10/20	Memphis*	H	L	1-2
10/24	No. 9 Coastal Carolina	H	L	2-3
10/27	No. 13 Wake Forest	A	L	1-3
11/4	Kentucky*	A	W	1-0

* Conference match; # Gamecock Classic; % USF Tournament

2013

7-7-5 Overall

5-2-2 Home • 2-4-3 Away • 0-1-0 Neutral
4-2-3 Conference USA

8/30	East Tennessee	H	W	1-0
9/2	Clemson	A	L	1-2 **
9/6	High Point	H	W	5-2
9/10	Coastal Carolina	A	L	1-3
9/13	No. 12 St. John's	A	L	0-1
9/15	Rutgers	A	L	0-3
9/20	USF#	H	T	1-1 **
9/22	Dartmouth#	H	T	0-0 **
9/27	Charlotte*	A	W	2-1

10/1	Presbyterian	H	W	3-0
10/6	No. 23 Tulsa*	H	L	1-2 *
10/13	Kentucky*	A	T	0-0 **
10/16	Florida Atlantic*	H	W	2-1
10/19	Marshall*	A	T	1-1 **
10/26	No. 25 New Mexico*	H	W	1-0 *
10/30	FIU*	A	T	0-0 **
11/3	No. 10 UAB*	A	W	4-3
11/9	Old Dominion*	H	L	1-2
11/13	Tulsa!	N35	L	1-3

* Conference match; # Gamecock Classic; ! Conference USA Tournament

2014

10-10 Overall

5-6 Home • 3-4 Away • 2-0 Neutral
3-5 Conference USA

8/29	Belmont	H	W	1-0 **	
9/2	No. 25 Clemson	H	W	2-0 **	
9/7	Mercer	H	W	2-1	
9/12	UNC Wilmington	17	H	L	1-2
9/16	Coastal Carolina	A	L	0-3	
9/20	East Tennessee St.	A	L	1-2 *	
9/23	UNC Greensboro	H	W	2-1	
9/26	Marshall*	H	L	0-1	
9/30	Georgia State	H	W	2-1 *	
10/4	No. 10 Charlotte*	H	L	0-3	
10/8	FIU*	A	W	5-4	
10/11	No. 21 UAB*	H	L	0-1	
10/17	Florida Atlantic*	A	W	4-3 *	
10/21	NC State	H	L	1-2 *	
10/25	No. 19 Kentucky*	H	L	3-4 **	
10/29	Old Dominion*	A	W	1-0	
11/7	No. 25 New Mexico*	A	L	1-2	
11/12	No. 18 Kentucky!	N36	W	2-1	
11/14	No. 21 UAB!	N36	W	1-0	
11/16	Old Dominion!	A	L	1-2	

* Conference match; ! Conference USA Tournament

2015

11-8-2 Overall

8-0-2 Home • 2-7 Away • 1-1 Neutral
6-2 Conference USA

8/28	Mercer	H	W	2-1	
8/31	Georgia Southern	H	W	4-2	
9/4	No. 9 Clemson	A	L	0-3	
9/8	UNC Greensboro	H	T	3-3 **	
9/12	UNC Wilmington	A	L	0-5	
9/18	UAB*	A	W	1-0	
9/22	No. 8 Elon	H	W	3-1	
9/25	No. 7 New Mexico*	H	W	2-1 *	
10/2	Marshall*	19	A	W	2-1
10/6	No. 6 Wake Forest	15	A	L	0-2
10/9	Florida Atlantic*	15	H	W	2-1
10/13	No. 23 NC State	17	A	L	1-2
10/18	No. 15 Kentucky*	17	A	L	0-1
10/23	Charlotte*	22	A	L	0-2
10/27	FIU*		H	W	2-0
10/31	No. 13 Old Dominion*		H	W	3-1
11/7	No. 11 Coastal Carolina	22	H	W	1-0
11/11	New Mexico!	17	N35	W	1-0
11/13	Marshall!	17	N35	L	0-1
11/19	Furman\$	21	H	T	1-1 ***
11/22	No. 19 UC Santa Barbara\$	21	A	L	0-1 *

* Conference match; ! Conference USA Tournament; \$ NCAA Tournament

2016

11-8-1 Overall

8-4-0 Home • 3-3-1 Away • 0-1-0 Neutral
5-2 Conference USA

8/26	No. 3 Clemson	24	H	L	1-2
8/30	Mercer		H	L	2-3 **
9/4	UCF		H	W	2-1
9/9	Coastal Carolina		A	L	0-1
9/13	Georgia Southern		H	W	2-1 *
9/17	FAU*		A	W	1-0
9/20	No. 18 Furman		A	W	3-0
9/24	Georgia State		H	W	3-1
9/28	High Point		H	W	3-1



CAROLINA SOCCER

10/2	Marshall*	H	W	2-1	
10/8	Florida Atlantic*	H	W	2-1	
10/10	FIU*	A	T	0-0	
10/15	UAB*	H	W	1-0	
10/18	No. 2 Wake Forest	H	L	0-1	
10/22	Old Dominion*	A	W	3-2	
10/26	No. 8 Charlotte*	25	H	L	1-2
10/30	New Mexico*	25	A	L	1-2
11/4	No. 12 Kentucky	H	W	2-1	
11/9	Old Dominion!	N37	L	1-2	
11/17	Mercer\$	H	W	1-0	
11/20	No. 3 Clemson\$	A	L	1-2 *	

* Conference match; ! Conference USA Tournament;
\$ NCAA Tournament

2017

6-9-2 Overall
5-4-1 Home • 1-5-1 Away • 0-1-0 Neutral
2-4-2 Conference USA

8/25	USC Upstate	H	W	2-1
8/28	Mercer	H	W	2-1 *
9/1	No. 4 Clemson	A	L	1-4
9/5	North Florida	H	W	1-0
9/9	FAU*	H	L	1-2 *
9/16	Marshall*	A	L	1-2
9/19	No. 13 Furman	H	W	3-0
9/22	New Mexico*	H	T	2-2 **
9/26	No. 2 Wake Forest	A	L	1-2
9/30	Coastal Carolina	H	L	0-2
10/3	Virginia Tech	H	L	2-3
10/8	No. 20 Kentucky*	A	L	0-1
10/14	No. 14 FIU*	H	L	2-5
10/20	Charlotte*	A	T	1-1 **
10/29	Old Dominion*	H	W	3-2
11/3	UAB*	A	W	1-0
11/8	Old Dominion!	N36	L	0-2

* Conference match; ! Conference USA Tournament

2018

7-10-0 Overall
5-6-0 Home • 2-4-0 Away • 0-0-0 Neutral
2-6-0 Conference USA

8/24	No. 13 Georgetown	H	L	0-1 *
8/27	Lipscomb	H	W	2-1
8/31	Clemson	H	L	0-2
9/7	FAU*	A	L	0-1 *
9/11	Furman	A	L	1-2
9/19	Wofford	H	W	5-0
9/23	No. 20 Old Dominion*	A	L	0-1
9/29	No. 7 Kentucky*	H	L	1-2
10/1	No. 19 Virginia Tech	A	W	2-1 *
10/7	Charlotte*	H	L	0-1 **
10/13	New Mexico*	A	L	1-2
10/16	No. 1 Wake Forest	H	L	0-2
10/20	USC Upstate	H	W	2-0
10/23	Georgia State	H	W	1-0
10/27	UAB*	H	W	1-0
10/30	Marshall*	H	L	1-2 **
11/2	FIU*	A	W	3-2

* Conference match

2019

7-9-2 Overall
7-2-2 Home • 0-6-0 Away • 0-1-0 Neutral
2-5-0 Conference USA

8/30	Clemson	A	L	1-4
9/3	Gardner-Webb	H	W	2-1 *
9/6	USC Upstate	H	W	1-0 *
9/11	Mercer	H	W	1-0 *
9/14	Marshall*	A	L	0-2
9/18	Furman	H	W	3-0
9/22	No. 13 UCF	A	L	0-2
9/27	No. 11 Charlotte*	A	L	0-4
10/1	Presbyterian	H	W	4-2
10/5	Old Dominion*	H	L	1-2
10/8	Georgia Southern	H	T	1-1 **
10/12	UAB*	A	L	0-1
10/15	No. 20 NC State	H	T	0-0 **
10/20	Jacksonville	H	L	2-3
10/27	No. 16 Kentucky*	A	L	0-4
11/1	No. 13 FIU*	H	W	1-0

11/13	No. 13 FIU!	N	L	0-3
-------	-------------	---	---	-----

* Conference match; ! Conference USA Tournament

2020-21

8-7-1 Overall
6-5-0 Home • 2-2-1 Away • 0-0-0 Neutral
2-4-1 Conference USA

9/19	Georgia Southern	H	W	2-0
9/24	Georgia State	H	L	1-3
10/1	No. 3 Clemson	H	L	0-3
10/9	Mercer	A	W	1-0
2/14	Winthrop	H	W	4-2
2/17	USC Upstate	H	W	2-1 *
2/21	Furman	A	L	0-3
2/27	Wofford	H	W	2-1
3/6	No. 12 Marshall*	H	L	0-2
3/14	Old Dominion*	A	T	1-1
3/20	Charlotte*	H	L	0-2
3/27	FAU*	A	L	1-2
4/3	UAB*	H	W	6-0
4/10	FIU*	A	W	3-2
4/17	Kentucky*	H	L	1-2

* Conference match

2021

5-9-2 Overall
4-6-1 Home • 1-3-1 Away • 0-0-0 Neutral
1-5-2 Conference USA

8/26	Col. of Charleston	H	L	0-1 *
8/29	Winthrop	H	W	4-1
9/3	No. 4 Clemson	A	L	0-5
9/7	Presbyterian	H	L	1-2
9/11	Costal Carolina	H	L	1-4
9/17	USC Upstate	H	L	0-1
9/21	Mercer	H	W	2-1
9/25	Charlotte*	A	L	0-3
9/28	Gardner-Webb	H	W	1-0
10/3	FAU*	H	T	2-2
10/9	UAB*	A	W	2-0
10/12	Georgia Southern	H	W	3-1
10/16	No. 18 FIU*	H	L	1-4
10/23	No. 4 Kentucky*	A	T	0-0
10/30	No. 2 Marshall*	A	L	0-4
11/5	Old Dominion*	H	L	2-3

* Conference match

AWARDS & HONORS



Adelphi (1-0-0)

H: 1-0			
10/19/1997	H	W	4-0

Air Force (3-0-0)

H: 3-0			
11/5/1988	H	W	2-1
11/28/1993	H	W	6-0
9/17/1999	H	W	3-0
			11-1

Akron (2-0-1)

H: 2-0	A: 0-0-1		
11/8/1986	H	W	4-1
9/13/1987	A	T	0-0 (OT)
11/5/1989	H	W	1-0
			5-1

Alabama A&M (5-2-0)

H: 4-1	A: 0-1	N: 1-0	
9/19/1982	A	L	1-3
9/18/1983	H	L	0-4
9/29/1985	H	W	1-0
9/14/2003	H	W	3-0
11/7/2004	N19	W	3-2
9/10/2006	H	W	2-0
9/23/2007	H	W	2-0
			12-9

American (1-1-0)

H: 0-1		N: 1-0	
12/1/1985	H	L	0-2
9/12/1998	N21	W	3-1
			3-3

Appalachian State (13-1-2)

H: 13-0-1	A: 0-1-1		
10/29/1978	A	T	0-0 (OT)
10/28/1979	H	W	3-1
9/28/1980	A	L	0-6
11/8/1981	H	W	5-0
11/10/1982	H	W	5-1
11/10/1983	H	T	1-1 (OT)
9/21/1985	H	W	3-1
9/28/1986	H	W	4-0
10/4/1987	H	W	6-0
10/2/1988	H	W	3-1
10/1/1989	H	W	2-0
9/9/1990	H	W	4-2
9/22/1991	H	W	10-1
9/6/1992	H	W	4-2
10/9/1994	H	W	8-0
9/21/2003	H	W	1-0
			59-16

Belmont (1-0-0)

H: 1-0			
8/29/2014	H	W	1-0 (2OT)

Belmont Abbey (1-0-0)

H: 1-0			
9/20/1981	H	W	3-0

Boston University (3-0-0)

H: 3-0			
8/29/1983	H	W	4-1
11/8/1987	H	W	1-0
10/17/1993	H	W	2-1
			7-2

Bradley (0-0-1)

			N: 0-0-1
9/11/2011	N34	T	2-2 (2OT)

Brown (1-3-0)

H: 1-2	A: 0-1		
9/18/1994	H	W	2-1 (OT)
11/14/1999	H	L	2-3
9/10/2010	A	L	0-1
9/16/2011	H	L	0-2
			4-7

Bucknell (1-1-0)

H: 1-1			
10/21/2000	H	L	1-2
9/12/2004	H	W	1-0
			2-2

Butler (0-1-0)

H: 0-1			
9/11/2009	H	L	0-1

BYU (1-0-0)

			N: 1-0
11/3/1984	N4	W	3-0

Cal State Fullerton (2-0-0)

			N: 2-0
12/3/1993	N17	W	1-0
10/26/2001	N8	W	2-0
			3-0

Campbell (1-0-0)

H: 1-0			
11/1/1995	H	W	4-0

Centenary (La.) (1-0-0)

H: 1-0			
9/5/2006	H	W	3-2

Charleston Southern (13-0-0)

H: 10-0	A: 2-0	N: 1-0	
10/18/1978	A	W	3-0
11/8/1979	H	W	3-0
10/22/1980	A	W	1-0
9/16/1981	H	W	1-0
9/22/1982	H	W	2-1
9/7/1983	H	W	2-0
9/17/1984	H	W	4-0
9/4/1985	H	W	8-0
11/5/1986	H	W	10-0
9/19/1996	H	W	5-0
11/23/1997	H	W	3-0
10/28/2000	N19	W	6-0
8/30/2002	H	W	4-1
			52-2

Charlotte (15-12-4)

H: 6-8-2	A: 9-4-2		
9/1/1982	H	T	1-1 (OT)
9/14/1983	A	W	3-2
9/13/1984	H	W	1-0
9/11/1985	A	W	3-2
9/16/1986	H	W	6-0
9/27/1992	H	T	2-2 (OT)
10/21/1993	A	T	1-1 (OT)
11/6/1994	H	L	1-3
10/4/1995	A	W	2-0
11/7/1996	H	L	0-1
10/24/1998	H	W	2-1
9/7/1999	A	W	3-2
9/4/2000	H	L	1-2
9/19/2001	A	W	1-0 (2 OT)
10/16/2002	H	W	2-1
10/15/2003	A	W	1-0
10/13/2004	H	L	0-1
9/24/2005	A	W	2-1 (OT)
9/1/2009	H	W	3-1
9/25/2010	A	W	1-0
9/6/2011	H	W	2-1
9/12/2012	A	L	2-3 (2OT)
9/27/2013	A	W	2-1
10/4/2014	H	L	0-3
10/23/2015	A	L	0-2
10/26/2016	H	L	1-2
10/20/2017	A	T	1-1 (2OT)
10/7/2018	H	L	0-1 (2OT)
9/27/2019	A	L	0-4
3/20/2021	A	L	0-2
9/25/2021	A	L	0-3
			44-44

The Citadel (18-0-0)

H: 9-0	A: 8-0	N: 1-0	
10/8/1980	H	W	3-0
9/23/1981	A	W	3-1
10/3/1982	H	W	3-0
10/9/1985	A	W	5-0
10/8/1986	H	W	4-0
10/7/1987	A	W	4-0
10/12/1988	H	W	1-0
10/18/1989	H	W	8-0
10/17/1990	A	W	2-0
10/16/1991	H	W	5-0
10/21/1992	A	W	2-1
9/28/1993	H	W	8-0
9/21/1994	A	W	2-0
9/27/1995	A	W	3-0
10/9/1996	H	W	6-0
9/3/1998	A	W	4-0
9/1/1999	H	W	8-2
10/27/2000	N19	W	5-1
			76-5

Clemson (17-32-1)

H: 9-14-1	A: 8-18		
10/15/1978	H	L	1-2
10/14/1979	A	L	0-1
11/25/1979	A	L	0-1
10/12/1980	H	L	0-1
10/11/1981	H	L	1-5
10/10/1982	H	L	0-2
10/9/1983	A	L	0-4
10/14/1984	H	L	2-3 (OT)
10/13/1985	A	L	1-3
11/24/1985	A	W	1-0 (PK)
10/12/1986	H	W	4-3 (OT)
10/11/1987	A	L	1-2
10/9/1988	H	W	2-1
9/3/1989	A	W	3-2
10/14/1990	H	L	1-3
11/11/1990	A	W	3-0
11/3/1991	A	L	0-6
11/1/1992	H	W	2-0
10/31/1993	A	W	2-1 (OT)
11/22/1993	A	W	3-2
10/19/1994	H	W	3-1 (OT)
9/3/1995	A	W	3-2
10/27/1996	H	L	1-3
10/12/1997	A	L	0-2
11/30/1997	H	L	0-1 (OT)
10/11/1998	H	L	0-2
10/22/1999	A	L	0-1
10/8/2000	H	T	0-0
10/7/2001	A	L	2-3
10/6/2002	H	L	1-2
10/5/2003	A	L	0-1
10/10/2004	H	W	1-0
9/1/2005	A	L	2-1 (2OT)
8/25/2006	H	L	3-4
8/31/2007	A	W	1-0 (2OT)
8/29/2008	H	W	2-0
9/4/2009	A	W	1-0
9/3/2010	H	W	2-0
9/2/2011	A	L	0-2
9/18/2012	H	W	1-0
9/2/2013	A	L	1-2 (2OT)
9/2/2014	H	W	2-1 (2OT)
9/4/2015	A	L	0-3
8/26/2016	H	L	1-2
11/20/2016	A	L	1-2 (OT)
9/1/2017	A	L	1-4
8/31/2018	H	L	0-2
8/30/2019	A	L	1-4
10/1/2020	H	L	0-3
9/3/2021	A	L	0-5
			57-95

Coastal Carolina (3-10-1)

H: 3-5	A: 0-3-1	N: 0-2	
9/26/1978	H	W	13-2
9/16/1980	A	T	2-2 (OT)
11/15/1992	H	L	0-2
11/19/1995	H	W	3-1
11/1/2002	N19	L	0-3
11/23/2002	H	L	1-2
11/5/2004	N19	L	2-3
10/24/2012	H	L	2-3
9/10/2013	A	L	1-3
9/16/2014	A	L	0-3
11/7/2015	H	W	1-0
9/9/2016	A	L	0-1
9/30/2017	H	L	0-2
9/11/2021	H	L	1-4
			26-31

Coker (1-0-0)

H: 1-0			
9/1/1998	H	W	8-0

College of Charleston (17-7-3)

H: 13-3-1	A: 3-4-2		
9/20/1978	H	W	3-1
10/3/1979	A	W	2-1
11/9/1980	H	W	3-0
10/14/1981	A	T	1-1 (OT)
10/6/1982	H	W	7-0
10/5/1988	H	W	3-0
10/4/1989	H	W	3-1
9/12/1990	H	W	2-1
10/2/1991	H	W	5-4 (OT)
11/4/1992	H	W	4-3 (OT)
11/7/1993	A	T	2-2 (OT)
11/5/1995	H	W	5-0
9/15/1996	A	L	2-6
9/21/1997	H	W	8-0
9/20/1998	A	W	2-0
10/26/1999	H	W	5-0
9/13/2000	A	W	2-0
9/30/2001	H	W	2-0
10/23/2002	A	L	0-1
11/4/2003	H	T	2-2 (2OT)
10/20/2004	A	L	0-3



CAROLINA SOCCER

Davidson (19-7-1)

H: 11-2	A: 7-5-1		
11/4/1981	H	W	4-1
11/3/1982	A	W	2-1
10/26/1983	H	W	1-0
10/24/1984	A	W	3-0
10/23/1985	H	W	5-0
10/22/1986	A	W	5-0
9/23/1987	H	W	4-0
9/21/1988	A	L	0-1 (OT)
10/25/1989	H	W	3-0
10/31/1990	A	L	1-2
9/8/1991	H	W	2-0
9/9/1992	A	T	2-2 (OT)
9/8/1993	H	W	5-0
10/6/1994	A	W	2-1 (OT)
10/25/1995	H	W	1-0 (OT)
9/3/1996	A	L	0-1
9/23/1998	A	W	2-0
9/4/1999	H	L	0-1 (OT)
9/20/2000	A	W	3-2
9/26/2001	H	W	4-1
9/29/2002	A	L	0-1
10/31/2003	H	L	1-2 (2OT)
9/29/2004	A	W	4-1
9/17/2007	H	W	3-1
10/3/2007	A	W	2-1
9/27/2008	H	W	4-0
9/25/2009	A	L	0-4
			63-23

Drake (1-0-0)

		N: 1-0	
9/14/1997	N20	W	3-1

Drury (1-0-0)

H: 1-0			
11/4/2001	H	W	3-0

Duke (9-9-2)

H: 4-5-1	A: 3-4-1		N: 2-0
10/18/1980	N3	W	2-1
10/18/1981	A	L	1-2
10/17/1982	H	L	0-4
10/23/1983	A	L	0-1
10/21/1984	H	T	1-1 (OT)
10/18/1985	A	W	1-0
11/17/1985	H	W	3-0
10/19/1986	H	L	2-3 (OT)
11/16/1986	A	L	2-3
10/18/1987	A	W	1-0 (OT)
10/16/1988	H	L	1-3
9/24/1989	A	T	2-2 (OT)
11/12/1989	H	W	2-1
11/26/1995	H	L	0-2
11/2/1996	N19	W	3-1
11/19/2000	H	L	0-1
9/8/2002	A	W	3-0
10/31/2004	H	W	1-0
9/19/2007	A	L	1-2
11/21/2010	H	W	1-0 (OT)
			27-27

East Carolina (3-0-0)

H: 1-0		A: 2-0	
10/6/1978	H	W	7-0
9/28/1979	A	W	2-1
10/2/2005	A	W	5-2
			14-3

East Tennessee State (1-1-0)

H: 1-0		A: 0-1	
8/30/2013	H	W	1-0
9/20/2014	A	L	1-2 (OT)
			2-2

Elon (2-1-0)

H: 2-1			
11/11/2001	H	W	5-1
10/8/2003	H	L	0-1
9/22/2015	H	W	3-1
			8-3

Emory (3-1-0)

H: 2-0	A: 1-1		
10/22/1978	A	L	0-3
10/8/1979	H	W	4-1
10/29/1980	A	W	1-0
10/4/1981	H	W	6-0
			11-4

Erskine (17-1-1)

H: 14-0	A: 3-1-1		
10/3/1978	H	W	1-0
9/11/1979	H	W	3-1
10/4/1980	A	T	0-0 (OT)
9/26/1981	A	W	3-2 (OT)
10/27/1982	H	W	3-1
9/28/1983	A	L	2-3 (OT)
10/3/1984	H	W	3-1
10/2/1985	A	W	1-0
10/1/1986	H	W	3-1
9/30/1987	A	W	5-0
9/5/1988	H	W	4-0
9/27/1989	H	W	5-2 (OT)
9/26/1990	H	W	4-0
9/18/1991	H	W	4-0
9/24/1992	H	W	7-0
9/22/1993	H	W	6-1
9/28/1994	H	W	7-0
11/8/1995	H	W	9-0
10/22/1997	H	W	11-0
			81-12

Evansville (6-0-0)

H: 3-0	A: 2-0		N: 1-0
9/5/1987	N6	W	2-1
9/29/1991	A	W	4-1
10/24/1992	H	W	2-0
10/20/1996	H	W	3-1
10/18/1998	H	W	3-0
9/22/2002	A	W	1-0
			15-3

FIU (16-2-5)

H: 8-2-2	A: 8-0-3		N: 0-1-0
9/20/1987	H	T	1-1 (OT)
11/12/2000	H	W	3-0
11/17/2001	A	W	5-4 (2OT)
11/17/2002	H	W	2-1
11/15/2003	A	W	1-0
11/13/2004	H	W	3-1
11/4/2005	A	W	3-1
10/7/2006	H	W	1-0
10/7/2007	A	W	3-1
10/4/2008	H	W	2-0
10/24/2009	A	T	0-0 (2OT)
10/27/2010	H	W	1-0
10/22/2011	A	W	4-3
9/29/2012	H	T	1-1 (2OT)
10/30/2013	A	T	0-0 (2OT)
10/8/2014	A	W	5-4
10/27/2015	H	W	2-0
10/10/2016	A	T	0-0 (2OT)
10/14/2017	H	L	2-5
11/2/2018	A	W	3-2
11/1/2019	H	W	1-0
11/13/2019	N	L	0-3
4/10/2021	A	W	3-2
10/17/2021	H	L	1-4
			47-29

Florida Atlantic (5-3-1)

H: 3-1-1	A: 2-2		
10/16/2013	H	W	2-1
10/17/2014	A	W	4-3 (OT)
10/9/2015	H	W	2-1
9/17/2016	A	W	1-0
9/9/2017	H	L	1-2 (OT)
9/7/2018	A	L	0-1 (OT)
10/20/2019	H	W	2-1
3/27/2021	A	L	1-2
10/3/2021	H	T	2-2
			15-13

Florida Gulf Coast (0-1-0)

		N: 0-1	
9/8/2012	N5	L	0-3

Francis Marion (9-0-0)

H: 7-0	A: 2-0		
11/7/1978	H	W	4-0
10/10/1979	A	W	6-0
9/13/1980	H	W	8-0
10/28/1981	A	W	6-0
9/1/1985	H	W	10-0
9/1/1986	H	W	6-0
9/1/1987	H	W	7-0
9/1/1988	H	W	9-0
9/1/1989	H	W	7-0
			63-0

Fresno State (0-1-0)

		N: 0-1	
9/9/1989	N9	L	0-1

Furman (21-10-5)

H: 12-5-2	A: 9-5-3		
11/1/1978	H	W	1-0
10/22/1979	A	W	5-1
10/1/1980	H	W	4-1
9/29/1981	A	W	1-0
9/29/1982	H	W	9-0
11/2/1983	A	W	2-1
9/26/1984	H	W	2-1 (OT)
10/30/1985	A	W	3-2
10/29/1986	H	L	0-3
11/3/1987	A	T	2-2 (OT)
9/25/1988	H	W	2-0
10/8/1989	A	W	1-0
10/21/1990	H	W	1-0
10/6/1991	A	L	0-1
10/4/1992	H	L	1-2
9/12/1993	A	L	2-5
11/14/1993	H	W	1-0
9/11/1994	H	W	4-1
9/10/1995	A	W	2-1 (OT)
9/8/1996	H	L	1-2
11/12/1997	A	W	2-1
9/27/1998	H	W	1-0
9/27/1999	A	T	1-1 (OT)
10/15/2000	H	T	1-1
10/3/2001	A	W	3-2 (2OT)
10/27/2002	H	L	0-1
10/19/2003	A	T	0-0 (2OT)
10/27/2004	H	L	0-1
9/24/2008	A	L	1-2
10/7/2009	H	W	3-2
11/19/2015	H	T	1-1
9/20/2016	A	W	3-0
9/19/2017	H	W	1-0
9/11/2018	A	L	1-2
9/18/2019	H	W	3-0
2/21/2021	A	L	0-3
			65-40

Gardner-Webb (4-0-0)

H: 4-0			
10/15/2001	H	W	5-0
10/3/2004	H	W	3-2
9/3/2019	H	W	2-1
9/28/2021	H	W	1-0
			11-3

George Mason (3-0-0)

H: 1-0	A: 1-0		N: 1-0
11/2/1985	A	W	3-1
8/31/1990	N10	W	1-0
9/13/2009	H	W	1-0

Georgetown (0-1-0)

H: 0-1			
8/24/2018	H	L	0-1 (OT)

George Washington (1-0-1)

H: 0-0-1			N: 1-0
9/25/1983	H	T	0-0 (OT)
9/17/1993	N15	W	4-1
			4-1

Georgia Southern (7-0-2)

H: 7-0-2			
10/20/1982	H	W	4-0
9/25/1991	H	W	5-0
10/29/1995	H	W	4-1
9/4/1997	H	T	3-3 (OT)
8/31/2015	H	W	4-2
9/13/2016	H	W	2-1 (OT)
10/8/2019	H	T	1-1 (OT)
9/19/2020	H	W	2-0
10/12/2021	H	W	3-1
			28-9

Georgia State (11-2-0)

H: 10-1	A: 1-1		N: 1-0
10/21/1978	A	L	0-2
9/23/1979	H	W	4-1
11/7/1982	H	W	4-2
9/8/1985	H	W	4-1
9/27/1987	A	W	4-0
9/8/1988	H	W	7-0
10/11/1989	H	W	2-0
9/19/1990	H	W	3-0
11/2/1994	H	W	6-0
10/31/1998	N19	W	2-0
9/30/2014	H	W	2-1
9/24/2016	H	W	3-1
10/23/2018	H	W	1-0
9/24/2020	H	L	1-3
			43-11

Hartwick (1-0-0)

H: 1-0			
11/5/1980	H	W	2-1

High Point (3-0-0)

H: 3-0			
9/18/2011	H	W	2-1
9/6/2013	H	W	5-2
9/28/2016	H	W	3-1
			10-4

Howard (0-1-0)

		N: 0-1	
12/3/1988	N6	L	0-2

Indiana (3-3-2)

H: 1-0-1	A: 2-1		N: 0-2-1
10/19/1979	N1	L	0-1
9/5/1986	A	W	2-1
9/4/1987	A	W	3-1
11/6/1988	H	T	1-1
10/28/1990	H	W	2-1
10/2/1993	N16	T	1-1 (OT)
9/3/1994	A	L	0-1
11/3/1996	N19	L	0-1
			10-8

Iona (0-0-1)



CAROLINA SOCCER

Kentucky (7-10-4)

H:	A:	N:	Score
11/9/1991	H	W	6-0
10/11/1992	A	W	2-0
10/14/2005	H	W	1-0
11/9/2005	N25		TO-0 (2OT)
10/1/2006	A	L	0-1 (2OT)
11/9/2007	H	W	2-1 (OT)
10/12/2008	A	L	0-2
10/17/2009	H	L	0-1
11/7/2010	A	L	1-2
11/4/2011	H		T2-2 (2OT)
11/4/2012	A	W	1-0
10/13/2013	A		TO-0 (2OT)
10/25/2014	H	L	3-4 (2OT)
11/12/2014	N35	W	2-1
10/18/2015	A	L	0-1
11/4/2016	H	W	2-1
10/8/2017	A	L	0-1
9/29/2018	H	L	1-2
10/27/2019	A	L	0-4
4/17/2021	H	L	1-2
10/23/2021	A		TO-0 (2OT) 24-25

Lander (1-0-0)

H:	A:	N:	Score
9/1/1983	H	W	5-0

Lehigh (2-0-0)

H:	A:	N:	Score
10/22/2000	H	W	3-2
9/12/2008	H	W	3-0
			6-2

Lipscomb (2-0-0)

H:	A:	N:	Score
9/16/2008	H	W	2-0
8/27/2018	H	W	2-1
			4-1

Louisville (2-0-1)

H:	A:	N:	Score
10/12/1993	A	W	9-0
10/30/1994	H	W	4-1
9/21/2002	N12		T 0-0 13-1

Loyola-Chicago (1-0-0)

H:	A:	N:	Score
9/18/2005	H	W	2-1 (2OT)

Marshall (5-12-1)

H:	A:	N:	Score
10/16/2005	H	L	0-1
10/14/2006	A	L	1-2
10/27/2007	H	W	3-1
10/25/2008	A	W	1-0
10/31/2009	H	L	1-2
10/23/2010	A	L	1-4
10/15/2011	H	W	3-1
10/13/2012	A	L	1-2
10/19/2013	A		T 1-1 (2OT)
9/26/2014	H	L	0-1 (OT)
10/2/2015	A	W	2-1
11/13/2015	N35	L	0-1
10/2/2016	H	W	2-1
9/16/2017	A	L	1-2
10/30/2018	H	L	1-2 (2OT)
9/14/2019	A	L	0-2
3/6/2021	H	L	0-2
10/30/2021	A	L	0-4
			18-28

Maryland (1-1-0)

H:	A:	N:	Score
10/19/2001	H	L	0-1
9/10/2000	A	W	1-0
			1-1

Massachusetts (2-0-0)

H:	A:	N:	Score
9/22/1996	H	W	3-1
9/1/2000	H	W	2-1
			5-2

Memphis (3-4-3)

H:	A:	N:	Score
10/7/2005	A		T2-2 (2OT)
11/11/2005	N25	W	2-1
9/24/2006	H	W	2-1 (2OT)
10/20/2007	A		T 1-1 (2OT)
11/14/2007	A		T 1-1 (2OT)
10/17/2008	H	L	0-2
11/7/2009	A	L	0-1 (OT)
10/31/2010	H	W	3-0
9/24/2011	A	L	3-2
10/20/2012	H	L	1-2
			15-13

Mercer (13-1-0)

H:	A:	N:	Score
10/5/1983	H	W	5-0
10/17/1984	H	W	5-0
9/18/1985	H	W	4-0
10/23/1991	H	W	2-1
10/18/1992	H	W	4-2
10/15/1999	H	W	4-1
9/7/2014	H	W	2-0
8/28/2015	H	W	2-1
8/30/2016	H	L	2-3 (2OT)
11/17/2016	H	W	1-0
8/28/2017	H	W	2-1 (OT)
9/11/2019	H	W	1-0 (OT)
10/9/2020	A	W	1-0
9/21/2021	H	W	2-1
			37-10

Michigan (0-1-0)

H:	A:	N:	Score
11/28/2010	H	L	1-3

Missouri State (1-0-0)

H:	A:	N:	Score
10/17/1998	H	W	1-0

Navy (1-0-0)

H:	A:	N:	Score
10/18/1997	H	W	3-2

NC State (9-9-2)

H:	A:	N:	Score
11/14/1981	H	L	0-2
11/14/1982	A	L	0-1
10/2/1983	H	L	1-2
10/6/1984	A	L	1-3
10/6/1985	H	W	1-0 (OT)
10/5/1986	A	W	2-1
11/15/1987	H	W	1-0 (OT)
10/30/1988	H	W	1-0
11/18/1990	A	L	1-3
11/20/1994	H	L	0-1
11/10/1996	H		T 2-2 (OT)
11/6/1997	A	W	4-0
9/6/2002	N23	W	2-1
9/20/2006	A	W	3-2
9/29/2009	A	L	0-1
12/12/2010	H	W	1-0
10/18/2011	H	W	2-0
10/21/2014	H	L	1-2 (OT)
10/13/2015	A	L	1-2
10/15/2019	H		T 0-0 (OT) 24-23

New Hampshire (2-0-0)

H:	A:	N:	Score
10/14/1995	H	W	3-1
9/13/2002	H	W	1-0
			4-1

New Mexico (3-3-1)

H:	A:	N:	Score
10/26/2013	H	W	1-0 (OT)
11/7/2014	A	L	1-2
9/25/2015	H	W	2-1 (OT)
11/11/2015	N35	W	1-0
10/30/2016	A	L	1-2
9/22/2017	H		T2-2 (2OT)
10/13/2018	A	L	1-2
			9-9

Newberry (1-0-0)

H:	A:	N:	Score
8/27/1997	H	W	9-0

North Carolina (10-18-1)

H:	A:	N:	Score
9/4/1982	H	L	0-2
10/16/1983	A	L	0-6
9/9/1984	A	L	1-6
9/25/1985	H	W	2-0
9/24/1986	A	L	0-1
10/21/1987	H	W	2-1
11/22/1987	H	L	1-2 (PK)
9/28/1988	A		T 0-0 (OT)
11/20/1988	H	W	3-1
9/17/1989	H	W	3-2
9/16/1990	A	L	1-2 (OT)
9/15/1991	H	L	1-2 (OT)
10/14/1992	A	L	0-6
9/19/1993	A	L	0-3
10/14/1994	H	W	7-5
10/8/1995	H	W	3-1
10/13/1996	A	W	4-1
11/9/1997	H	W	3-2 (OT)
11/8/1998	H	W	2-1 (OT)
11/6/1999	A	W	3-2
11/5/2000	H	L	0-2
11/9/2001	H	L	0-1
11/8/2002	A	L	0-2
11/8/2003	H	L	0-1
10/16/2004	A	L	0-2
9/11/2005	A	L	0-2
9/5/2008	N30	L	1-3
10/19/2010	A	L	0-1
10/25/2011	H	L	0-4
			37-64

North Florida (1-0-0)

H:	A:	N:	Score
9/5/2017	H	W	1-0

Northern Illinois (1-0-0)

H:	A:	N:	Score
9/20/2009	N31	W	1-0

Northern Illinois (1-0-0)

H:	A:	N:	Score
9/20/2009	N31	W	1-0

Northwestern (1-0-2)

H:	A:	N:	Score
9/7/2003	N19	W	3-1
9/18/2009	A		TO-0 (2OT)
9/2/2012	H		TO-0 (2OT) 3-1

Notre Dame (1-1-0)

H:	A:	N:	Score
10/26/1991	H	W	2-0
10/1/1993	A	L	0-2
			2-2

Old Dominion (5-9-1)

H:	A:	N:	Score
9/4/1983	A	L	0-1
9/23/1984	H	W	2-1
11/1/1999	N19	L	1-3
11/9/2013	H	L	1-2
10/29/2014	A	W	1-0
11/16/2014	A	L	1-2
10/31/2015	H	W	3-1
10/22/2016	A	W	3-2
11/09/2016	N37	L	1-2
10/29/2017	H	W	3-2
11/8/2017	A	L	0-2
9/23/2018	A	L	0-1
10/5/2019	H	L	1-2
3/14/2021	A		T 1-1
11/5/2021	H	L	2-3
			20-25

Penn State (2-1-0)

H:	A:	N:	Score
10/31/1999	N19	L	1-2
10/1/2000	A	W	1-0
9/2/2001	H	W	3-2
			5-4

Penn (0-2-0)

H:	A:	N:	Score
9/17/2004	A	L	1-2
9/16/2005	H	L	0-2
			1-4

Philadelphia (1-0-0)

H:	A:	N:	Score
11/15/1998	H	W	3-0

Portland (2-2-0)

H:	A:	N:	Score
9/20/1980	N2	L	1-3
9/18/1992	N14	W	2-1
9/26/2003	N14	L	0-2
9/10/2004	H	W	3-2
			6-8

Presbyterian (12-1-1)

H:	A:	N:	Score
9/18/1978	H	W	12-0
10/11/1978	A	W	9-0
9/6/1984	H	W	4-0
9/13/1986	H	W	6-1
9/5/1989	H	W	3-0
9/5/1990	H	W	2-0
9/11/1991	H	W	2-0
10/7/1992	H	W	2-1
10/1/1995	H	W	4-0
9/4/2007	H	W	4-0
9/2/2008	H		T 1-1 (2OT)
10/1/2013	H	W	3-0
10/1/2019	H	W	4-2
9/7/2021	H	L	1-2
			57-7

Princeton (1-0-1)

H:	A:	N:	Score
10/11/1991	N13	W	3-1
9/19/2004	N24		T 2-2
			5-2

Rhode Island (1-0-0)

H:	A:	N:	Score
9/11/1981	A	W	1-0

Richmond (2-0-0)

H:	A:	N:	Score
11/2/1997	N19	W	2-0
9/5/2003	N19	W	3-0
			5-0

Rollins (1-1-0)

H:	A:	N:	Score
11/3/197			



CAROLINA SOCCER

Rutgers (3-4-1)

H: 0-1-1	A: 2-3	N: 1-0	
11/8/1983	A	L	0-2
10/13/1991	A	L	0-2
10/25/1992	H	L	1-3
9/7/1994	N17	W	2-1
10/2/1999	A	W	1-0
(OT) 10/21/2001	H	T	
1-1 (2OT)			
10/19/2002	A	W	1-0
9/15/2013	A	L	0-3
			6-12

Saint Louis (3-1-1)

H: 2-0	A: 1-0	N: 0-1-1	
11/2/1984	N4	T	0-0 (OT)
9/20/1986	A	W	3-2
9/13/1992	H	W	3-1
9/4/1994	N6	L	0-1
10/15/1995	H	W	4-3
			10-7

San Diego (1-0-0)

H: 1-0	A: 0-0	N: 1-0	
10/3/1997	N12	W	4-0

San Diego State (0-0-1)

H: 0-0-1	A: 0-0	N: 0-0-1	
10/22/1988	N8	T	0-0 (OT)

San Francisco (2-1-0)

H: 1-0	A: 0-0-1	N: 2-1	
10/6/1990	N11	W	1-0
9/27/1991	N12	W	2-0
9/29/1996	N18	L	1-2
			4-2

Santa Clara (1-0-1)

H: 1-0	A: 0-0-1	N: 2-1	
9/5/1993	H	W	2-1
9/27/1996	A	T	2-2 (OT)
			4-3

SIU-Edwardsville (1-1-0)

H: 1-0	A: 0-1	N: 1-1-0	
9/19/1980	A	L	1-3
9/5/1981	H	W	2-1
			3-4

SMU (6-9-2)

H: 4-2	A: 1-3-2	N: 1-4	
9/19/1986	N7	L	2-3
11/27/1988	H	W	1-0
10/20/1995	N7	L	0-3
10/6/1996	A	L	2-3
9/7/1997	H	W	2-1
9/7/2001	N19	L	2-3
10/30/2005	H	W	3-0
10/18/2006	A	T	1-1 (2OT)
10/24/2007	H	L	1-2
10/8/2008	A	T	1-1 (2OT)
11/12/2008	A	W	3-0
10/14/2009	H	W	3-2 (2OT)
10/6/2010	A	L	1-3
11/12/2010	N33	W	2-1
10/12/2011	H	L	2-3 (2OT)
11/11/2011	N27	L	0-1
9/24/2012	A	L	1-2
			27-29

South Alabama (1-2-0)

H: 1-1-1	A: 0-1	N: 1-0	
9/14/1988	H	W	1-0
9/20/1989	H	T	1-1
9/23/1990	H	L	1-2
			3-3

St. John's (0-4-0)

H: 0-1	A: 0-1	N: 0-2	
9/13/1998	N21	L	1-2
10/1/1999	N13	L	0-2
8/31/2012	H	L	0-2
9/13/2013	A	L	0-1
			1-7

Stanford (1-0-0)

H: 1-0	A: 1-0	N: 0-0	
10/7/1990	A	W	2-0

Stetson (1-0-0)

H: 1-0	A: 0-0	N: 2-0	
9/1/2003	H	W	2-0

Tampa (0-1-0)

H: 0-1-0	A: 1-0	N: 1-5	
11/10/1985	A	L	1-5

TCU (2-0-0)

H: 1-0	A: 0-0	N: 1-0	
10/16/1994	H	W	7-1
9/9/2001	N19	W	3-0
			10-1

Temple (1-0-0)

H: 1-0	A: 0-0	N: 1-0	
9/8/2006	H	W	1-0

Tennessee (1-0-0)

H: 1-0	A: 0-0	N: 6-0	
9/22/1984	H	W	6-0

Tulsa (5-7-2)

H: 2-2-1	A: 1-2-1	N: 2-3	
10/28/2005	H	W	4-2
11/13/2005	N25	W	1-0
10/28/2006	A	L	0-1
10/13/2007	H	L	0-1
11/16/2007	N29	L	1-4
11/1/2008	A	T	0-0 (2OT)
11/14/2008	N25	L	0-2
10/11/2009	H	T	1-1 (2OT)
10/9/2010	A	W	1-0
11/14/2010	N33	W	1-0
9/30/2011	H	W	2-1
9/21/2012	A	L	0-4
10/6/2013	H	L	1-2 (OT)
11/13/2013	N35	L	1-3
			13-21

UAB (15-6-1)

H: 6-3-1	A: 7-2	N: 3-1	
10/22/1995	N7	W	2-0
11/1/1998	H	W	1-0
11/25/2001	H	L	2-3 (OT)
10/9/2005	A	W	2-1
9/27/2006	H	W	2-0
11/1/2006	N27	L	2-3
9/28/2007	A	W	1-0
10/29/2008	H	T	1-1 (2OT)
10/28/2009	A	L	0-3
10/2/2010	H	W	3-2
11/10/2010	N33	W	2-1
10/4/2011	A	W	1-0
10/10/2012	H	L	3-4
11/3/2013	A	W	4-3
10/11/2014	H	L	0-1
11/14/2014	N36	W	1-0
9/18/2015	A	W	1-0
10/15/2016	H	W	1-0
11/3/2017	A	W	1-0
10/27/2018	H	W	1-0
10/12/2019	A	L	0-1
4/3/2021	H	W	6-0
10/9/2021	A	W	2-0
			39-23

UC Santa Barbara (0-1-0)

H: 0-1-0	A: 0-1	N: 0-1 (OT)	
11/22/2015	A	L	0-1 (OT)

UCF (8-1-4)

H: 4-0-2	A: 4-1-1	N: 0-0-1	
11/5/1979	A	W	1-0
10/24/1980	H	W	5-0
11/8/1985	N5	T	0-0
11/6/2005	A	W	4-1
10/21/2006	H	W	2-1
11/4/2007	A	T	0-0 (2OT)
11/7/2008	H	T	1-1 (2OT)
10/4/2009	A	W	3-1
10/16/2010	H	T	1-1 (2OT)
11/1/2011	A	W	1-0 (2OT)
10/7/2012	H	W	2-1
9/4/2016	H	W	2-1
9/22/2019	A	L	2-3
			24-10

UCLA (2-0-2)

H: 2-0	A: 0-0-2	N: 0-0-2	
10/23/1988	A	T	0-0 (OT)
11/4/1989	H	W	3-2 (OT)
9/6/1998	H	W	2-1
10/28/2001	A	T	0-0 (2OT)
			5-3

UConn (1-5-0)

H: 1-2	A: 0-3	N: 3-18	
9/14/1979	H	L	0-5
9/13/1981	A	L	0-3
11/6/1983	A	L	0-3
9/3/1984	H	W	3-0
9/7/2008	A	L	0-3
9/19/2010	H	L	0-4
			3-18

UNC Asheville (1-0-0)

H: 1-0	A: 0-0	N: 5-0	
10/8/1978	A	W	5-0

UNC Greensboro (2-0-1)

H: 2-0-1	A: 0-0	N: 2-1	
9/22/1985	H	W	2-1
9/23/2014	H	W	2-1
9/8/2015	H	T	3-3 (2OT)
			7-5

UNC Wilmington (7-3-1)

H: 4-1	A: 3-2-1	N: 3-1	
11/4/1978	A	W	3-1
9/16/1979	H	W	3-2
10/19/1980	A	L	2-4
11/1/1981	H	W	3-2
10/31/1982	A	T	1-1 (OT)
10/19/1983	H	W	2-0
10/10/1984	A	W	4-1
10/23/2004	A	W	3-1
9/21/2005	H	W	4-2
9/12/2014	H	L	1-2
9/12/2015	A	L	0-5
			26-21

UNLV (4-0-0)

H: 1-0	A: 1-0	N: 2-0	
9/6/1986	N6	W	1-0 (OT)
9/8/1989	A	W	2-0
10/27/1990	H	W	3-1
10/5/1997	N12	W	8-2
			14-3

USC Upstate (5-1-0)

H: 5-1	A: 0-0	N: 0-0	
9/11/1980	H	W	2-1
8/25/2017	H	W	2-1
10/20/2018	H	W	2-0
9/6/2019	H	W	1-0 (OT)
2/17/2021	H	W	2-1 (OT)
9/17/2021	H	L	0-1
			9-4

USF (4-3-1)

H: 2-1-1	A: 2-1	N: 0-1	
9/24/1983	H	L	1-3
9/29/1984	A	L	1-4 (OT)
10/16/1993	H	W	5-1
10/1/1994	A	W	3-2
10/17/1999	H	W	3-2
9/8/2007	N28	L	0-2
9/6/2012	A	W	1-0
9/20/2013	H	T	1-1 (2OT)
			15-15

Vanderbilt (2-0-0)

H: 1-0	A: 1-0	N: 3-1	
11/8/1992	H	W	3-1
10/10/1993	A	W	2-1
			5-2

VCU (4-1-0)

H: 3-0	A: 1-1	N: 14-5	
9/26/1993	H	W	5-1
9/25/1994	A	W	3-1
9/24/1995	H	W	3-0
10/3/1998	A	L	1-2 (OT)
11/22/1998	H	W	2-1
			14-5

Virginia (1-3-1)

H: 1-3-1	A: 0-3	N: 1-0-1	
11/26/1989	A	L	0-1 (OT)
9/2/1990	A	T	1-1 (OT)
12/5/1993	N17	L	0-2
11/29/1998	A	L	0-1
9/8/2000	N22	W	2-1
			3-6

Virginia Tech (4-1-0)

H: 2-1	A: 2-0	N: 13-6	
10/24/1993	H	W	3-0
10/23/1994	A	W	2-0
9/17/2000	H	W	4-2
10/3/2017	H	L	2-3
10/1/2018	A	W	2-1 (2OT)
			13-6

Wake Forest (12-18-5)

H: 5-9-3	A: 7-8-2	N: 0-1	
10/25/1981	H	W	2-1 (OT)
10/24/1982	A	W	2-1
10/30/1983	H	L	1-3 (OT)
10/28/1984	A	W	2-0
10/27/1985	H	W	2-0
10/26/1986	A	W	1-0 (OT)
9/16/1987	H	W	1-0
9/11/1988	A	L	0-1 (OT)
10/22/1989	H	L	1-3
11/19/1989	A	W	5-1
9/30/1990	A	T	0-0 (OT)
10/20/1991	H	L	0-1
9/30/1992	A	L	0-1
10/28/1993	H	T	0-0 (OT)
10/26/1994	A	W	1-0
9/20/1995	H	L	1-2
10/3			



Washington (2-1-1)

H: 2-0		A: 0-1-1	
10/27/1991	H	W	3-2
9/20/1992	A	T	1-1 (OT)
9/15/2002	H	W	3-1
9/28/2003	A	L	0-3
			7-7

West Virginia (1-0-0)

H: 1-0			
9/5/1982	H	W	2-1 (OT)

Western Carolina (6-0-0)

H: 4-0		A: 2-0	
11/10/1978	A	W	1-0 (OT)
10/31/1979	H	W	6-0
9/6/1980	H	W	11-0
11/11/1981	A	W	4-0
9/11/1983	H	W	2-0
9/1/1984	H	W	11-1
			35-1

Wheaton (2-0-0)

H: 1-0		A: 1-0	
10/20/1979	A	W	1-0
9/4/1981	H	W	2-1
			3-1

William & Mary (4-1-0)

H: 2-1		A: 1-0		N: 1-0	
11/7/1987	H	W			3-0
11/1/1997	N19	W			4-0
9/22/1999	H	L			1-4
9/1/2004	H	W			2-1
9/2/2006	A	W			1-0
					11-5

Winthrop (8-0-0)

H: 4-0		A: 3-0		N: 1-0	
10/25/1978	A	W			4-1
9/19/1979	H	W			4-0
9/14/1999	H	W			5-0
9/27/2000	A	W			4-0
11/3/2002	N19	W			5-1
9/4/2004	A	W			2-0
2/14/2021	H	W			4-2
8/29/2021	H	W			4-1
					32-5

Wisconsin (0-1-0)

H: 0-1			
9/17/1995	H	L	2-3

Wofford (10-1-0)

H: 8-1		A: 2-0	
10/28/1992	H	W	6-1
9/10/1986	H	W	2-0
9/9/1987	H	W	8-0
10/23/1996	H	W	7-0
9/30/1998	H	W	7-0
10/19/1999	A	W	4-1
8/28/2006	A	W	2-0
9/11/2007	H	W	2-1
10/17/2012	H	L	2-3 (2OT)
9/19/2018	H	W	5-0
2/27/2021	H	W	2-1
			47-6

Yale (1-0-0)

		N: 1-0	
9/12/2010	N32	W	1-0

C
A
R
O
L
I
N
A
S
O
C
C
E
R

AWARDS & HONORS



CAROLINA SOCCER

GAMECOCK CLASSIC RESULTS

1987

- Nov. 7 Boston University 1, Akron 0
South Carolina 3, William & Mary 0
- Nov. 8 Akron 1, William & Mary 0
South Carolina 1, Boston University 0

1988

- Nov. 5 Stanford 0, Indiana 0
South Carolina 2, Air Force 1
- Nov. 6 Stanford 2, Air Force 0
South Carolina 1, Indiana 1

1989

- Nov. 4 Howard 3, Akron 1
South Carolina 3, UCLA 2 (OT)
- Nov. 5 Howard 2, UCLA 0
South Carolina 1, Akron 0

1990

- Oct. 27 Indiana 2, Penn State 1
South Carolina 3, UNLV 1
- Oct. 28 UNLV 6, Penn State 1
South Carolina 2, Indiana 1

1991

- Oct. 26 Washington 2, Adelphi 1
South Carolina 2, Notre Dame 0
- Oct. 27 Adelphi 2, Notre Dame 2 (OT)
South Carolina 3, Washington 2

1992

- Oct. 24 Brown 1, Rutgers 0
South Carolina 2, Evansville 0
- Oct. 25 Brown 1, Evansville 0
Rutgers 3, South Carolina 1

1993

- Oct. 16 Boston 2, Davidson 0
South Carolina 5, USF 1
- Oct. 17 USF 4, Davidson 1
South Carolina 2, Boston 1

1994

- Oct. 14 Davidson 5, TCU 1
South Carolina 7, North Carolina 5
- Oct. 16 North Carolina 4, Davidson 0
South Carolina 7, TCU 1

1995

- Oct. 14 Saint Louis 3, Davidson 1
South Carolina 3, New Hampshire 1
- Oct. 15 New Hampshire 2, Davidson 1
South Carolina 4, Saint Louis 3

1996

- Oct. 18 Evansville 3, College of Charleston 2
South Carolina 3, Creighton 1
- Oct. 20 Creighton 5, College of Charleston 0
South Carolina 3, Evansville 1

1997

- Oct. 18 Adelphi 3, College of Charleston 0
South Carolina 3, Navy 2
- Oct. 19 College of Charleston 6, Navy 1
South Carolina 4, Adelphi 0

1998

- Oct. 17 College of Charleston 2, Evansville 1
South Carolina 1, Missouri State 0
- Oct. 18 Missouri State 2, Coll. of Charleston 0
South Carolina 3, Evansville 0

1999

- Oct. 15 USF 3, College of Charleston 2
South Carolina 4, Mercer 1
- Oct. 17 College of Charleston 1, Mercer 0
South Carolina 3, USF 2

2000

- Oct. 21 College of Charleston 1, Lehigh 0
Bucknell 3, South Carolina 2
- Oct. 22 College of Charleston 6, Bucknell 0
South Carolina 3, Lehigh 2

2001

- Oct. 19 Rutgers 1, College of Charleston 0
Maryland 1, South Carolina 0
- Oct. 21 Maryland 3, College of Charleston 0
South Carolina 1, Rutgers 1

2002

- Sept. 13 Washington 2, College of Charleston 0
South Carolina 1, New Hampshire 0
- Sept. 15 College of Charleston 2, New Hampshire 1
South Carolina 3, Washington 1

2003

- Sept. 12 Alabama A&M 2, College of Charleston 1
South Carolina 4, Jacksonville 0
- Sept. 14 College of Charleston 3, Jacksonville 0
South Carolina 3, Alabama A&M 0

2004

- Sept. 10 College of Charleston 2, Bucknell 1
South Carolina 3, Portland 2
- Sept. 12 Portland 2, College of Charleston 1 (OT)
South Carolina 1, Bucknell 0

2005

- Sept. 16 Coll. of Charleston 2, Loyola-Chi. 2 (2 OT)
Penn 2, South Carolina 0
- Sept. 18 College of Charleston 3, Penn 1
South Carolina 2, Loyola-Chicago (2 OT)

2006

- Sept. 8 Winthrop 1, Alabama A&M 0
South Carolina 1, Temple 0
- Sept. 10 Winthrop 2, Temple 0
South Carolina 2, Alabama A&M 0

2007

- Sept. 14 Lipscomb 1, Presbyterian 0
South Carolina 3, Lipscomb 0
- Sept. 16 Presbyterian 2, Longwood 0

2008

- Sept. 12 Jacksonville 3, Presbyterian 0
South Carolina 3, Lehigh 0
- Sept. 14 Presbyterian 1, Lehigh 0
South Carolina 2, Jacksonville 0

2009

- Sept. 11 George Mason 2, Presbyterian 0
South Carolina 0, Butler 1
- Sept. 13 Butler 3, Presbyterian 1
South Carolina 1, George Mason 0

2010

- Sept. 17 Connecticut 3, Kentucky 0
South Carolina 2, Iona 2
- Sept. 19 Iona 2, Kentucky 1
Connecticut 4, South Carolina 0

2011

- Sept. 16 Kentucky 2, High Point 1
South Carolina 0, Brown 2
- Sept. 18 Kentucky 5, Brown 1
South Carolina 2, High Point 1

2012

- Aug. 31 Northwestern 2, Kentucky 1 (OT)
St. John's 2, South Carolina 0
- Sept. 2 St. John's 2, Kentucky 1
South Carolina 0, Northwestern 0 (2OT)

2013

- Sept. 20 Dartmouth 3, Kentucky 1
USF 1, South Carolina 1 (2OT)
- Sept. 22 USF 2, Kentucky 0
Dartmouth 0, South Carolina 0

GAMECOCK CLASSIC CHAMPIONS

1987	South Carolina	2-0
1988	Stanford	1-0-1
1989	Howard	2-0
1990	South Carolina	2-0
1991	South Carolina	2-0
1992	Brown	2-0
1993	South Carolina	2-0
1994	South Carolina	2-0
1995	South Carolina	2-0
1996	South Carolina	2-0
1997	South Carolina	2-0
1998	South Carolina	2-0
1999	South Carolina	2-0
2000	College of Charleston	2-0
2001	Maryland	2-0
2002	South Carolina	2-0
2003	South Carolina	2-0
2004	South Carolina	2-0
2005	College of Charleston	1-0-1
2006	South Carolina/Winthrop	2-0
2007	South Carolina	1-0
2008	South Carolina	2-0
2009	Butler	2-0
2010	UConn	2-0
2011	Kentucky	2-0
2012	St. John's	2-0
2013	USF/Dartmouth	1-0-1



OVERTIME MATCHES

1978 (1-0-1)

10/29 at Appalachian State T, 0-0
11/10 at Western Carolina W, 1-0

1980 (0-0-2)

9/16 at Coastal Carolina T, 2-2
10/4 at Erskine T, 0-0

1981 (2-0-1)

9/26 at Erskine W, 3-2
10/14 at College of Charleston T, 1-1
WAKE FOREST W, 2-1

1982 (0-0-2)

9/1 CHARLOTTE T, 1-1
10/31 at UNC Wilmington T, 1-1

1983 (0-2-2)

9/25 GEORGE WASHINGTON T, 0-0
9/28 at Erskine L, 2-3
10/30 WAKE FOREST L, 1-3
11/10 APPALACHIAN STATE T, 1-1

1984 (1-2-2)

9/26 FURMAN W, 2-1
9/29 at USF L, 1-4
10/14 CLEMSON L, 2-3
10/21 DUKE T, 1-1
11/2 Saint Louis T, 0-0

1985 (2-0-1)

10/6 NC State W, 1-0
11/8 UCF T, 0-0
11/24 at Clemson (PK) W, 1-0

1986 (3-1-0)

9/6 UNLV W, 1-0
10/12 CLEMSON W, 4-3
10/19 DUKE L, 2-3
10/26 at Wake Forest W, 1-0

1987 (2-1-3)

9/13 at Akron T, 0-0
9/20 FIU T, 1-1
10/18 at Duke W, 1-0
11/3 at Furman T, 2-2
11/15 NC STATE* W, 1-0
11/22 NORTH CAROLINA* (PK) L, 1-2

1988 (0-2-4)

9/11 at Wake Forest L, 0-1
9/21 at Davidson L, 0-1
9/28 at North Carolina T, 0-0
10/22 San Diego State T, 0-0
10/23 at UCLA T, 0-0
11/6 INDIANA T, 1-1

1989 (2-1-2)

9/20 SOUTH ALABAMA T, 1-1
9/24 at Duke T, 2-2
9/27 ERSKINE W, 5-2
11/4 UCLA W, 3-2
11/26 at Virginia L, 0-1

1990 (0-1-2)

9/2 at Virginia T, 1-1
9/16 at North Carolina L, 1-2
9/30 at Wake Forest T, 0-0

1991 (1-1-0)

9/15 NORTH CAROLINA L, 1-2
10/2 COLLEGE OF CHARLESTON W, 5-4

1992 (1-0-3)

9/9 at Davidson T, 2-2
9/20 at Washington T, 1-1
9/27 CHARLOTTE T, 2-2
11/4 COLLEGE OF CHARLESTON W, 4-3

1993 (2-0-4)

10/2 Indiana T, 1-1
10/10 at Vanderbilt W, 2-1
10/21 at Charlotte T, 1-1
10/28 WAKE FOREST T, 0-0
10/31 at Clemson W, 2-1
11/7 at College of Charleston T, 2-2

1994 (3-0-0)

9/18 BROWN W, 2-1
10/6 at Davidson W, 2-1
10/19 CLEMSON W, 3-1

1995 (3-0-0)

9/10 at Furman W, 2-1
10/25 DAVIDSON W, 1-0
11/19 COASTAL CAROLINA W, 3-1

1996 (0-1-2)

9/27 at Santa Clara T, 2-2
10/6 at No. 14 SMU L, 2-3
11/10 NC STATE T, 2-2

1997 (1-2-1)

9/4 GEORGIA SOUTHERN T, 3-3
9/12 at No. 5 Creighton L, 3-4
11/9 NORTH CAROLINA W, 3-2
11/30 CLEMSON L, 0-1

1998 (1-2-0)

9/13 vs. No. 14 St. John's L, 1-2
10/3 at VCU L, 1-2
11/8 No. 20 NORTH CAROLINA W, 2-1

1999 (1-1-2)

9/4 DAVIDSON L, 0-1
9/11 No. 24 WAKE FOREST T, 3-3
9/27 at No. 14 Furman T, 1-1
10/3 at Rutgers W, 1-0

2000 (1-1-3)

9/23 at Wake Forest T, 2-2
10/8 No. 20 CLEMSON T, 0-0
10/15 FURMAN T, 1-1
10/21 BUCKNELL L, 1-2
10/22 LEHIGH W, 3-2

2001 (3-1-2)

9/19 at Charlotte W, 1-0
10/3 at No. 16 Furman W, 3-2
10/19 No. 8 RUTGERS T, 1-1
10/28 at UCLA T, 0-0
11/17 at FIU W, 5-4
11/25 No. 23 UAB L, 2-3

2002 (1-2-1)

9/21 vs Louisville T, 0-0
10/6 No. 9 CLEMSON L, 1-2
10/19 at Rutgers W, 1-0
11/23 No. 16 COASTAL CAROLINA L, 1-2

2003 (0-1-2)

10/19 at Furman T, 0-0
10/31 DAVIDSON L, 1-2
11/4 COLLEGE OF CHARLESTON T, 2-2

2004 (0-0-1)

9/19 vs. Princeton T, 2-2

2005 (2-1-2)

9/1 at Clemson L, 1-2
9/18 LOYOLA-CHICAGO W, 2-1
9/24 at Charlotte W, 2-1
10/7 at Memphis T, 2-2
11/9 vs. Kentucky & T, 0-0
& (USC advanced in the C-USA Tournament via penalty kicks, 4-2)

2006 (1-1-1)

9/24 No. 15 MEMPHIS W, 2-1
10/1 at Kentucky L, 0-1
10/18 at No. 1 SMU T, 1-1

2007 (4-0-2)

8/31 at No. 12 Clemson W, 1-0
9/11 WOFFORD W, 2-1
10/20 at Memphis T, 1-1
11/4 at UCF T, 0-0
11/9 KENTUCKY W, 2-1
11/14 vs. Memphis ^ W, 2-1
^ (C-USA Tournament)

2008 (0-0-5)

9/2 PRESBYTERIAN T, 1-1
10/8 at No. 25 SMU T, 1-1
10/29 UAB T, 1-1
11/1 at No. 9 Tulsa T, 0-0
11/7 UCF T, 1-1

2009 (1-1-3)

9/18 at No. 25 Northwestern T, 0-0
10/11 TULSA T, 1-1
10/14 SMU W, 3-2
10/24 at FIU T, 0-0
11/7 at Memphis L, 0-1

2010 (2-0-2)

9/17 IONA T, 2-2
10/16 UCF T, 1-1
11/14 vs. No. 25 Tulsa ^ W, 1-0
11/21 NO. 24 DUKE * W, 1-0
^ (C-USA Tournament, Memphis, Tenn.)
* (NCAA Tournament Second Round, Columbia, S.C.)

2011 (1-1-3)

9/11 vs. Bradley@ T, 2-2
10/12 SMU L, 2-3
11/1 at No. 22 UCF W, 1-0
11/4 KENTUCKY T, 2-2
11/17 WAKE FOREST* T, 1-1
@ (Dartmouth Tournament, Hanover, N.H.)
* (NCAA Tournament First Round, Columbia, S.C.)

2012 (0-2-2)

9/2 No. 25 NORTHWESTERN@ T, 0-0
9/12 at No. 5 Charlotte L, 2-3
9/29 FIU T, 1-1
10/17 WOFFORD L, 2-3
@ (Gamecock Classic, Columbia, S.C.)

2013 (1-2-5)

9/2 at Clemson L, 1-2
9/20 USF@ T, 1-1
9/22 DARTMOUTH@ T, 0-0
10/6 No. 23 TULSA L, 1-2
10/13 at Kentucky T, 0-0
10/19 at Marshall T, 1-1
10/26 No. 25 NEW MEXICO W, 1-0
10/30 at FIU T, 0-0
@ (Gamecock Classic, Columbia, S.C.)

2014 (4-4-0)

8/29 BELMONT W, 2-1
9/2 No. 25 CLEMSON W, 2-1
9/20 at East Tennessee State L, 1-2
9/26 MARSHALL L, 0-1
9/30 GEORGIA STATE W, 2-1
10/17 at Florida Atlantic W, 4-3
10/21 NC STATE L, 1-2
10/25 No. 19 KENTUCKY L, 3-4

2015 (1-1-2)

9/8 UNC GREENSBORO T, 3-3
9/7 NO. 7 NEW MEXICO W, 2-1
11/19 FURMAN* T, 1-1
11/22 at No. 19 UC Santa Barbara\$ L, 0-1
* (NCAA Tournament First Round, Columbia, S.C.)
\$ (NCAA Tournament Second Round, Santa Barbara, Calif.)

2016 (1-2-1)

8/30 MERCER L, 2-3
9/13 GEORGIA SOUTHERN W, 2-1
11/19 at FIU T, 0-0
11/22 at No. 3 Clemson* L, 0-1
* (NCAA Tournament First Round, Columbia, S.C.)

2017 (1-1-2)

8/28 MERCER W, 2-1
9/9 FAU L, 1-2
11/19 NEW MEXICO T, 2-2
10/20 at Charlotte T, 1-1

2018 (1-4-0)

8/24 GEORGETOWN L, 0-1
9/7 at FAU L, 0-1
10/1 at No. 19 Virginia Tech W, 2-1
10/7 CHARLOTTE L, 0-1
10/30 MARSHALL L, 1-2

2019 (3-0-2)

9/3 GARDNER-WEBB W, 2-1
9/6 USC UPSTATE W, 1-0
9/11 MERCER W, 1-0
10/8 GEORGIA SOUTHERN T, 1-1
10/15 NC STATE T, 0-0

2020 (1-0-0)

2/17/21 USC UPSTATE W, 2-1



CAROLINA SOCCER

2021 (0-1-2)

8/26 COLLEGE OF CARHLESTON L, 0-1
10/3 FAU T-2-2
10/23 at Kentucky T, 0-0

- TOTALS -

Overall Record: 55-44-77 (.531)

ALL CAPS indciates home game.