

# << 2022-23 GAMECOCK BASKETBALL >>

## 2022-23 SCHEDULE

OVERALL: 8-10 | SEC: 1-4

HOME: 6-3 | AWAY: 2-3 | NEUTRAL: 0-4 | NET: 281

### NOVEMBER

2	-/-	Mars Hill (exhibition)	W, 80-41
7	-/-	SC State	W, 80-77
11	-/-	Clemson	W, 60-58
17	-/-	vs. Colorado State ^	L, 53-80
18	-/-	vs. Davidson ^	L, 60-69
20	-/-	vs. Furman ^	L, 60-79
25	-/-	USC Upstate	W, 68-53
30	-/-	at George Washington	L, 55-79

### DECEMBER

3	-/-	at Georgetown	W, 74-71 (OT)
11	-/-	Presbyterian	W, 68-57
14	-/-	at UAB	L, 70-84
17	-/-	vs. East Carolina %	L, 56-64
22	-/-	Western Kentucky	W, 65-58
30	-/-	Eastern Michigan	W, 64-54

### JANUARY

3	-/-	at Vanderbilt*	L, 79-84 (OT)
7	-/-	#8/9 Tennessee*	L, 42-85
10	-/-	at Kentucky	W, 71-68
14	-/-	Texas A&M*	L, 53-94
17	-/-	Ole Miss*	L, 58-70
21	-/-	#16/17 Auburn*	3:30 p.m. • SECN
25	-/-	at Florida*	7 p.m. • ESPN2/U
28	-/-	at Georgia*	6 p.m. • SECN
31	-/-	vs. Mississippi State*	6:30 p.m. • SECN

### FEBRUARY

4	-/-	#25/25 Arkansas*	3:30 p.m. • SECN
7	-/-	at Missouri*	9 p.m. • SECN
11	-/-	at Ole Miss*	1 p.m. • SECN
14	-/-	Vanderbilt*	6:30 p.m. • SECN
18	-/-	at LSU*	1 p.m. • SECN
22	-/-	#4/4 Alabama*	9 p.m. • ESPN2/U
25	-/-	at #9/9 Tennessee*	6 p.m. • SECN
28	-/-	at Mississippi State*	9 p.m. • SECN

### MARCH

4	-/-	Georgia*	1 p.m. • SECN
8-12	-/-	vs. SEC Tournament &	TBA
16-17	-/-	NCAA Tournament First Round =	TBA
18-19	-/-	NCAA Tournament Second Round =	TBA
23-24	-/-	Sweet 16 #	TBA
25-26	-/-	Elite 8 #	TBA

### APRIL

1-3	-/-	Final Four /	TBA
-----	-----	--------------	-----

All home games in **bold** | All times listed Eastern | **SECN+** - SEC Network + | **SECN** - SEC Network | **CBSSN** - CBS Sports Network | \* indicates SEC contest | ^ - Charleston Classic (Charleston, S.C.) | % - Greenville Winter Inv. (Greenville, S.C.) | & - SEC Tournament (Nashville, Tenn.) | = - NCAA Tournament First and Second Rounds (various sites) | # - NCAA Regionals (various sites) | / - Final Four (Houston, Texas) | \*\* rankings listed are at time of game

## PROBABLE GAMECOCK STARTERS (BASED ON PREVIOUS GAME)

#	Name	Ht.	Wt.	Cl.	Hometown	PPG	RPG	Misc.
5	Meechie Johnson	6-2	180	So.	Cleveland, Ohio	12.5	4.1	Career-high 26 points at UK (Jan. 10) ; made 6 3s in game
2	Chico Carter Jr.	6-3	192	Sr.	Columbia, S.C.	11.1	2.1	36-of-74 from 3 (48.6%) ; hit game-winner vs. Clemson
10	Hayden Brown	6-5	234	Gr.	Greer, S.C.	11.1	4.9	Part of 1,400 point-700 rebound club at The Citadel
23	Gregory "GG" Jackson II	6-9	215	Fr.	Columbia, S.C.	15.1*	6.6*	One of two freshman averaging 15.0 ppg, 6.5 rpg
33	Josh Gray	7-0	255	Jr.	Brooklyn, N.Y.	2.7	3.7	Made first start of season in road win at Kentucky (Jan. 10)

\* indicates team leader

## GAMECOCK BASKETBALL



8-10, 1-4 SEC  
SOUTH CAROLINA

VS.



15-3, 5-1 SEC  
#16/17 AUBURN

**HEAD COACH:** Lamont Paris (Wooster, '96 ;

Indiana State, '00)

**AT CAROLINA:** 8-10 (1st season)

**CAREER:** 95-82 (6th season)

**VS. AUBURN:** 0-0

**TOP SCORER:** Jackson II (15.1 ppg)

**TOP REBOUNDER:** Jackson II (6.6 rpg)

**TOP ASSIST MAKER:** Johnson (3.4 apg)

**TOP SHOT BLOCKER:** Gray (0.9 bpg)

**TOP STEALS LEADER:** Brown (0.9 spg)

**COMMUNICATIONS/PR:** Michael DeBates

**TWITTER UPDATES:** @GamecockMBB

**HEAD COACH:** Bruce Pearl (Boston College, '82)

**AT AUBURN:** 181-101 (9th season)

**CAREER:** 412-200 (28th season)

**VS. CAROLINA:** 19-6

**TOP SCORER:** Green Jr. (13.6 ppg)

**TOP REBOUNDER:** Broome (8.5 rpg)

**TOP ASSIST MAKER:** Green Jr. (3.8 apg)

**TOP SHOT BLOCKER:** Broome (2.5 bpg)

**TOP STEALS LEADER:** Green Jr. (1.6 spg)

**COMMUNICATIONS/PR:** Marlene Navar

**TWITTER UPDATES:** @AuburnMBB

## TIPOFF NOTABLES

> *A New Chapter* of Gamecock Men's Basketball is underway with first-year head coach Lamont Paris this season.

> Paris, who has been a part of nine NCAA Division I Tournaments and 17 twenty-win seasons as a college head and assistant coach, was named the University of South Carolina's 33rd head coach by Director of Athletics Ray Tanner on Thursday, March 24, 2022.

> This new-look Gamecock squad features eight new players (four transfers and four freshman) headlined by standout freshman forward Gregory "GG" Jackson II, the highest rated recruit in program history (recruit rankings started in early 2000s). He joined former Carolina standout PJ Dozier (2015-17) as the only five-star signees in program history.

## ASSOCIATE DIRECTOR

### COMMUNICATIONS & PUBLIC RELATIONS:

MICHAEL DeBATES // MDEBATES@MAILBOX.SC.EDU

CELL: 712-348-5863 // TWITTER: @MDEBATES

### CAROLINA MEN'S BASKETBALL ON SOCIAL MEDIA:

#GAMECOCKS // #FOREVERTOTHEE

TWITTER AND INSTAGRAM: @GAMECOCKMBB

FACEBOOK: /GAMECOCKMBB

ON THE WEB: GAMECOCKSONLINE.COM

## GAME 19

**VENUE:** Colonial Life Arena

**BROADCAST:** SEC Network (on-site)

**PLAY-BY-PLAY:** Roy Philpott

**ANALYST:** Mark Wise

**RADIO:** Gamecock Radio Network

**IN COLUMBIA:** 107.5 The Game

**PLAY-BY-PLAY:** Derek Scott

**ANALYST:** Casey Manning

**SIRIUSXM:** 380 | **SXM APP:** 970

**WATCH:** ESPN.com/watch

**LIVE STATS:** GamecocksOnline.com

**SERIES:** Tigers lead, 29-19

**IN COLUMBIA:** Tigers lead, 13-8

**NEUTRAL:** tied, 3-3

**SERIES TREND:** Auburn has won four-straight dating back to a 80-67 victory on January 22, 2020 on its home floor

**LAST MEETING:** 82-71, Auburn win on March 5, 2022 at Auburn Arena

## NUMBERS OF NOTE

**.691** - New head coach Lamont Paris spent the past five seasons as head coach at Chattanooga. He led the team to a 65-29 record the last three seasons and a berth in the 2022 NCAA Tournament after winning the SoCon Tournament Championship.

**12** - Paris was an assistant for 17 seasons prior to becoming a head coach in 2017-18. He was a part of 12 NCAA Tournament appearances (Division I and II) as an assistant, including a pair of Final Fours at Wisconsin in 2014 and 2015.















**17** - In 22 seasons as a head or assistant coach in college, Paris has been a part of 17 teams that have won 20-or-more games in a season.

**8** - Carolina's roster features eight new players, including four transfers: Benjamin Bosmans-Verdonk (Illinois), Hayden Brown (The Citadel), Ebrima Dibba (Coastal Carolina) and Meechie Johnson (Ohio State).

## COMING UP NEXT

> The Gamecocks hit the road for a pair next week in league action with games Florida (10-8, 3-3 SEC) on Wednesday and at Georgia (13-5, 3-2 SEC) on Saturday. Tipoff in Gainesville for the mid-week matchup is set for 7 p.m. (ET) on ESPN2. Kevin Fitzgerald and Pat Bradley will be on the call for the broadcast.

# 2022-23 SOUTH CAROLINA BASKETBALL BROADCAST SPOT CHART

0		<div><b>Ebrima Dibba</b><i>Ee-BRIME-uh DEEB-ah</i></div> <div><i>RSR - G - 6-6 - 214 - BREDÅNG, SWEDEN // COASTAL CAROLINA</i></div> <table><tr><th></th><th>MIN</th><th>PTS</th><th>REB</th><th>AST</th><th>FG%</th><th>3FG%</th><th>FT%</th></tr><tr><td>Career</td><td>32.2</td><td>8.2</td><td>4.8</td><td>5.2</td><td>45.0</td><td>32.2</td><td>79.0</td></tr></table> <div><b>Career Highs:</b> 19 points, 10 rebounds, 12 assists, 6 steals</div> <div><ul style="list-style-type: none"><li>Suffered season-ending Achilles injury in summer workouts ; had successful surgery and will miss the entire 2022-23 season</li><li>Played in 90 career games at Coastal Carolina (2018-22)</li><li>Averaged 8.2 points, 5.2 assists and 4.8 rebounds per game over his four seasons as a Chant</li><li>Standout student and was named to President's List (4.0 GPA) while at Coastal in 2021</li></ul></div>		MIN	PTS	REB	AST	FG%	3FG%	FT%	Career	32.2	8.2	4.8	5.2	45.0	32.2	79.0								
	MIN	PTS	REB	AST	FG%	3FG%	FT%																			
Career	32.2	8.2	4.8	5.2	45.0	32.2	79.0																			
1		<div><b>Jacobi Wright</b></div> <div><i>SO - G - 6-2 - 188 - FORT MILL, S.C. // LEGACY EARLY COLLEGE</i></div> <table><tr><th></th><th>MIN</th><th>PTS</th><th>REB</th><th>AST</th><th>FG%</th><th>3FG%</th><th>FT%</th></tr><tr><td>22-23</td><td>27.5</td><td>5.7</td><td>2.3</td><td>1.7</td><td>35.0</td><td>26.8</td><td>76.0</td></tr><tr><td>Career</td><td>20.0</td><td>4.3</td><td>1.9</td><td>1.8</td><td>33.3</td><td>26.2</td><td>73.6</td></tr></table> <div><b>Career Highs:</b> 14 points*, 6 rebounds*, 6 assists, 2 steals*</div> <div><ul style="list-style-type: none"><li>Started vs. Upstate (Nov. 25) and had 10 points, matching career high for minutes played (38)</li><li>Came off the bench vs. Clemson (Nov. 11) and had 10 points, knocking down pair of 3s</li><li>Started in the opener vs. SC State (Nov. 8) and scored a career-high 14 points, going 4-for-7 from the floor and 3-for-5 behind the arc ; also had five rebounds and four assists</li><li>Appeared in 31 games making nine starts in first season on campus in 2021-22</li><li>Logged four games in SEC play with four assists in 2021-22 ; team was 4-0 in those games</li></ul></div>		MIN	PTS	REB	AST	FG%	3FG%	FT%	22-23	27.5	5.7	2.3	1.7	35.0	26.8	76.0	Career	20.0	4.3	1.9	1.8	33.3	26.2	73.6
	MIN	PTS	REB	AST	FG%	3FG%	FT%																			
22-23	27.5	5.7	2.3	1.7	35.0	26.8	76.0																			
Career	20.0	4.3	1.9	1.8	33.3	26.2	73.6																			
2		<div><b>Chico Carter Jr.</b></div> <div><i>SR - G - 6-3 - 192 - COLUMBIA, S.C. // MURRAY STATE</i></div> <table><tr><th></th><th>MIN</th><th>PTS</th><th>REB</th><th>AST</th><th>FG%</th><th>3FG%</th><th>FT%</th></tr><tr><td>22-23</td><td>31.8</td><td>11.1</td><td>2.1</td><td>1.7</td><td>48.6</td><td>48.6</td><td>57.1</td></tr><tr><td>Career</td><td>20.1</td><td>8.5</td><td>1.4</td><td>1.6</td><td>47.6</td><td>44.0</td><td>79.2</td></tr></table> <div><b>Career Highs:</b> 27 points, 6 rebounds*, 9 assists, 3 steals</div> <div><ul style="list-style-type: none"><li>Shooting 50.0 percent (33-of-66) from behind the arc ; 7 double-figure outings ; 2 20-point games</li><li>Has six games this season with 3 or more made 3s</li><li>Had 24 points in SEC opener at Vandy (Jan. 3) ; went 4-of-6 from 3, had 6 rebounds &amp; 4 assists</li><li>Was 1-point shy of tying career-high with 26 points vs. Davidson (Nov. 18) ; was 6-of-8 from 3 (both career highs) and went 9-for-14 from the field in the game</li><li>16 points in 60-58 win vs. Clemson (Nov. 11) ; was 4-of-6 from 3 &amp; hit game-winner with 0.9 seconds left</li></ul></div>		MIN	PTS	REB	AST	FG%	3FG%	FT%	22-23	31.8	11.1	2.1	1.7	48.6	48.6	57.1	Career	20.1	8.5	1.4	1.6	47.6	44.0	79.2
	MIN	PTS	REB	AST	FG%	3FG%	FT%																			
22-23	31.8	11.1	2.1	1.7	48.6	48.6	57.1																			
Career	20.1	8.5	1.4	1.6	47.6	44.0	79.2																			
4		<div><b>Tre-Vaughn Minott</b><i>MY-not</i></div> <div><i>JR - F - 6-9 - 258 - MONTREAL, QUEBEC // NBA ACADEMY/LATIN AMERICA</i></div> <table><tr><th></th><th>MIN</th><th>PTS</th><th>REB</th><th>BLK</th><th>FG%</th><th>3FG%</th><th>FT%</th></tr><tr><td>22-23</td><td>2.6</td><td>0.0</td><td>0.3</td><td>0.3</td><td>0.0</td><td>0.0</td><td>0.0</td></tr><tr><td>Career</td><td>7.3</td><td>1.8</td><td>1.8</td><td>0.4</td><td>67.6</td><td>0.0</td><td>18.2</td></tr></table> <div><b>Career Highs:</b> 8 points, 6 rebounds, 3 blocks, 2 steals</div> <div><ul style="list-style-type: none"><li>Played in 14 games in 2021-22 with a pair of starts, averaging 2.0 points and 1.9 rebounds per game</li><li>Shot 81.3 percent from the floor (13-of-16) last season</li><li>Made six appearances in SEC play scoring four points at Miss. State (Feb. 1, 2022) and four points vs. No. 22/20 Tennessee (Feb. 5, 2022)</li><li>Had a career-high eight points in blowout win vs. Army (Dec. 22, 2021) ; Had six rebounds (tied career high) and three blocks (career high) at Clemson (Dec. 18, 2021)</li></ul></div>		MIN	PTS	REB	BLK	FG%	3FG%	FT%	22-23	2.6	0.0	0.3	0.3	0.0	0.0	0.0	Career	7.3	1.8	1.8	0.4	67.6	0.0	18.2
	MIN	PTS	REB	BLK	FG%	3FG%	FT%																			
22-23	2.6	0.0	0.3	0.3	0.0	0.0	0.0																			
Career	7.3	1.8	1.8	0.4	67.6	0.0	18.2																			
5		<div><b>Meechie Johnson</b></div> <div><i>SO - G - 6-2 - 180 - CLEVELAND, OHIO // OHIO STATE</i></div> <table><tr><th></th><th>MIN</th><th>PTS</th><th>REB</th><th>AST</th><th>FG%</th><th>3FG%</th><th>FT%</th></tr><tr><td>22-23</td><td>32.2</td><td>12.5</td><td>4.1</td><td>3.4</td><td>36.9</td><td>33.1</td><td>67.6</td></tr><tr><td>Career</td><td>18.2</td><td>5.7</td><td>1.9</td><td>1.5</td><td>34.8</td><td>33.6</td><td>64.4</td></tr></table> <div><b>Career Highs:</b> 26 points*, 8 assists*, 7 rebounds*, 4 steals</div> <div><ul style="list-style-type: none"><li>Has scored in double figures 10 of last 11 games ; leads team in assists at 3.4 per game (10th in SEC)</li><li>Scored career-high 26 points (6 3s) with 6 rebounds and 6 assists at UK (Jan. 10) to lead team to first win at Rupp Arena since 2009 ; first Gamecock since Sindarius Thornwell (2017) with 25, 5 &amp; 5</li><li>Hit 6 3s and had 25 points in 65-58 win over WKU (Dec. 22)</li><li>Scored 17 points with 8 assists and 7 rebounds (both career highs) in OT win at Georgetown (Dec. 3)</li><li>Played in 43 games in two seasons at Ohio State (2020-22) making five starts</li></ul></div>		MIN	PTS	REB	AST	FG%	3FG%	FT%	22-23	32.2	12.5	4.1	3.4	36.9	33.1	67.6	Career	18.2	5.7	1.9	1.5	34.8	33.6	64.4
	MIN	PTS	REB	AST	FG%	3FG%	FT%																			
22-23	32.2	12.5	4.1	3.4	36.9	33.1	67.6																			
Career	18.2	5.7	1.9	1.5	34.8	33.6	64.4																			
10		<div><b>Hayden Brown</b></div> <div><i>GR - F - 6-5 - 234 - GREER, S.C. // THE CITADEL</i></div> <table><tr><th></th><th>MIN</th><th>PTS</th><th>REB</th><th>AST</th><th>FG%</th><th>3FG%</th><th>FT%</th></tr><tr><td>22-23</td><td>29.9</td><td>11.1</td><td>4.9</td><td>1.1</td><td>42.1</td><td>21.7</td><td>67.3</td></tr><tr><td>Career</td><td>24.7</td><td>12.4</td><td>6.5</td><td>1.6</td><td>49.0</td><td>28.1</td><td>67.3</td></tr></table> <div><b>Career Highs:</b> 37 points, 21 rebounds, 7 assists, 4 steals, 3 blocks*</div> <div><ul style="list-style-type: none"><li>In 111 career games at The Citadel (2017-2022), averaged 12.6 points, 6.7 rebounds and 1.7 assists while shooting 50.1 percent (516-of-1030) from the floor</li><li>Scored 1,402 career points for The Citadel over five seasons, which is the seventh-most in program history</li><li>Became the second player in The Citadel's program history to score 1,400 points and collect 700 rebounds</li><li>Two-time First Team All-Southern Conference selection (2021, 2022)</li><li>Nearly averaged a double-double during the 2021-22 season, averaging 18.8 points and 9.5 rebounds</li></ul></div>		MIN	PTS	REB	AST	FG%	3FG%	FT%	22-23	29.9	11.1	4.9	1.1	42.1	21.7	67.3	Career	24.7	12.4	6.5	1.6	49.0	28.1	67.3
	MIN	PTS	REB	AST	FG%	3FG%	FT%																			
22-23	29.9	11.1	4.9	1.1	42.1	21.7	67.3																			
Career	24.7	12.4	6.5	1.6	49.0	28.1	67.3																			
12		<div><b>Zachary Davis</b></div> <div><i>FR - G - 6-8 - 192 - ORANGEBURG, S.C. // DENMARK-OLAR</i></div> <table><tr><th></th><th>MIN</th><th>PTS</th><th>REB</th><th>AST</th><th>FG%</th><th>3FG%</th><th>FT%</th></tr><tr><td>22-23</td><td>12.6</td><td>2.7</td><td>2.4</td><td>0.5</td><td>45.0</td><td>16.7</td><td>66.7</td></tr></table> <div><b>Season Highs:</b> 13 points*, 6 rebounds*, 2 assists*, 2 blocks*, 2 steals*</div> <div><ul style="list-style-type: none"><li>Led team with career-high 13 points vs. Texas A&amp;M (Jan. 14) ; first career game in double figures</li><li>Pulled down career-high six rebounds and had his first career block vs. EMU (Dec. 30)</li><li>Made first career start vs. Upstate (Nov. 25) ; had seven points and four rebounds in 25 minutes</li><li>As a senior in HS, led Denmark-Olar to an 18-7 record after averaging 24.2 points, 9.3 rebounds, 8.2 assists, 3.1 steals and 2.6 blocks per game ; dad, Hercules, was high school coach ; two-time all-state pick</li><li>Named 2022 1A Boys South Carolina Basketball Coaches Association Player of the Year</li></ul></div>		MIN	PTS	REB	AST	FG%	3FG%	FT%	22-23	12.6	2.7	2.4	0.5	45.0	16.7	66.7								
	MIN	PTS	REB	AST	FG%	3FG%	FT%																			
22-23	12.6	2.7	2.4	0.5	45.0	16.7	66.7																			
21		<div><b>Ja'Von Benson</b><i>JUH-Von</i></div> <div><i>JR - F - 6-7 - 253 - COLUMBIA, S.C. // RIDGE VIEW</i></div> <table><tr><th></th><th>MIN</th><th>PTS</th><th>REB</th><th>BLK</th><th>FG%</th><th>3FG%</th><th>FT%</th></tr><tr><td>22-23</td><td>3.3</td><td>0.8</td><td>0.8</td><td>0.0</td><td>16.7</td><td>25.0</td><td>0.0</td></tr><tr><td>Career</td><td>7.2</td><td>2.2</td><td>2.6</td><td>0.5</td><td>34.3</td><td>18.2</td><td>30.0</td></tr></table> <div><b>Career Highs:</b> 8 points, 8 rebounds, 2 blocks, 1 steal</div> <div><ul style="list-style-type: none"><li>Played in six games, averaging 3.3 points and 4.2 rebounds per contest in 2021-22</li><li>Had six points and five rebounds in season-high 17 minutes at Clemson (Dec. 18, 2021)</li><li>Scored career-high eight points vs. Allen (Dec. 14, 2021) ; went 3-for-6 from the floor</li><li>Pulled down a career-high eight rebounds in season-opening win vs. USC Upstate (Nov. 9, 2021)</li><li>Led Ridge View to back-to-back state titles his junior and senior year of high school</li></ul></div>		MIN	PTS	REB	BLK	FG%	3FG%	FT%	22-23	3.3	0.8	0.8	0.0	16.7	25.0	0.0	Career	7.2	2.2	2.6	0.5	34.3	18.2	30.0
	MIN	PTS	REB	BLK	FG%	3FG%	FT%																			
22-23	3.3	0.8	0.8	0.0	16.7	25.0	0.0																			
Career	7.2	2.2	2.6	0.5	34.3	18.2	30.0																			
23		<div><b>Gregory "GG" Jackson II</b></div> <div><i>FR - F - 6-9 - 215 - COLUMBIA, S.C. // RIDGE VIEW</i></div> <table><tr><th></th><th>MIN</th><th>PTS</th><th>REB</th><th>BLK</th><th>FG%</th><th>3FG%</th><th>FT%</th></tr><tr><td>22-23</td><td>33.2</td><td>15.1</td><td>6.6</td><td>0.8</td><td>38.7</td><td>30.9</td><td>62.7</td></tr></table> <div><b>Season Highs:</b> 24 points*, 16 rebounds*, 3 steals*, 3 blocks*, 2 assists*</div> <div><ul style="list-style-type: none"><li>Has scored in double-figures in 14 of 15 games as Gamecock ; team's leading scorer/rebounder</li><li>Had career-high 24 points in 74-64 win vs. EMU (Dec. 30), making four 3s ; also had game-high nine rebounds</li><li>Pulled down career-high 16 rebounds vs. WKU (Dec. 22) ; most rebounds in game since Chris Silva (17 - 3/5/19 at A&amp;M)</li><li>Had 22 points (all in second half) in comeback road win at Georgetown (Dec. 3)</li><li>Scored 18 points and pulled down 10 rebounds for double-double in his collegiate debut against SC State (Nov. 8) ; had 12 points &amp; eight rebounds vs. Clemson (Nov. 11) ; named SEC Freshman of the Week</li><li>Highest ranked incoming freshman in program history and joined former standout PJ Dozier as the only five-star signees</li><li>Was named MVP of the 2022 National Basketball Players Association (NBPA) Top 100 Camp in early July</li></ul></div>		MIN	PTS	REB	BLK	FG%	3FG%	FT%	22-23	33.2	15.1	6.6	0.8	38.7	30.9	62.7								
	MIN	PTS	REB	BLK	FG%	3FG%	FT%																			
22-23	33.2	15.1	6.6	0.8	38.7	30.9	62.7																			
30		<div><b>Daniel Hankins-Sanford</b></div> <div><i>FR - F - 6-8 - 233 - CHARLOTTE, N.C. // JULIUS L. CHAMBERS</i></div> <table><tr><th></th><th>MIN</th><th>PTS</th><th>REB</th><th>BLK</th><th>FG%</th><th>3FG%</th><th>FT%</th></tr><tr><td>22-23</td><td>9.3</td><td>2.6</td><td>2.7</td><td>0.1</td><td>31.1</td><td>28.6</td><td>50.0</td></tr></table> <div><b>Season Highs:</b> 8 points*, 8 rebounds*, 3 assists*, 1 block*, 1 steal*</div> <div><ul style="list-style-type: none"><li>Came off the bench and scored a career-high eight points in 74-64 win over EMU (Dec. 30)</li><li>Had career-high eight rebounds (three offensive) in just 12 minutes of action vs. WKU (Dec. 22)</li><li>Three-star prospect, rated in the top-200 nationally and fifth in the state of the North Carolina via 247Sports</li><li>Played varsity all four years at Julius L. Chambers High School (2018-22)</li><li>As a senior, led the Cougars to a 22-7 overall record after averaging 16.5 points, 7.9 rebounds, 1.9 steals and 1.8 assists per game ; averaged 21.4 points, 9.9 rebounds, 2.4 assists and 2.0 blocks as a junior</li></ul></div>		MIN	PTS	REB	BLK	FG%	3FG%	FT%	22-23	9.3	2.6	2.7	0.1	31.1	28.6	50.0								
	MIN	PTS	REB	BLK	FG%	3FG%	FT%																			
22-23	9.3	2.6	2.7	0.1	31.1	28.6	50.0																			
31		<div><b>Benjamin Bosmans-Verdonk</b><i>BOSE-mans-ver-DONK</i></div> <div><i>RJR - F - 6-9 - 250 - LOMMEL, BELGIUM // ILLINOIS</i></div> <table><tr><th></th><th>MIN</th><th>PTS</th><th>REB</th><th>BLK</th><th>FG%</th><th>3FG%</th><th>FT%</th></tr><tr><td>22-23</td><td>17.5</td><td>3.0</td><td>3.6</td><td>0.2</td><td>40.0</td><td>0.0</td><td>60.0</td></tr><tr><td>Career</td><td>9.6</td><td>1.8</td><td>2.2</td><td>0.1</td><td>42.1</td><td>0.0</td><td>50.0</td></tr></table> <div><b>Career Highs:</b> 8 points*, 10 rebounds, 6 assists, 2 steals*, 2 blocks</div> <div><ul style="list-style-type: none"><li>Matched career-high with eight points vs. Upstate (Nov. 25) ; added seven rebounds, eight assists, pair of steals and a block ; team was +22 in his 30 minutes on the floor</li><li>Graduated in three years from Illinois and is currently enrolled in South Carolina School of Law</li><li>Saw limited action in 41 games with two starts in three seasons at Illinois (2019-22)</li><li>Played in a career-high 24 games for the Illini in 2021-22, averaging 1.6 points and 2.1 rebounds in 7.8 minutes per contest</li><li>Shot 47.2 percent (17-for-36) from the floor in redshirt sophomore season at Illinois</li><li>Was on pair of NCAA Tournament teams (2021, 2022) Big Ten Champion squads (2021, 2022)</li></ul></div>		MIN	PTS	REB	BLK	FG%	3FG%	FT%	22-23	17.5	3.0	3.6	0.2	40.0	0.0	60.0	Career	9.6	1.8	2.2	0.1	42.1	0.0	50.0
	MIN	PTS	REB	BLK	FG%	3FG%	FT%																			
22-23	17.5	3.0	3.6	0.2	40.0	0.0	60.0																			
Career	9.6	1.8	2.2	0.1	42.1	0.0	50.0																			
33		<div><b>JOSH GRAY</b></div> <div><i>JR - F - 7-0 - 255 - BROOKLYN, N.Y. // LSU</i></div> <table><tr><th></th><th>MIN</th><th>PTS</th><th>REB</th><th>BLK</th><th>FG%</th><th>3FG%</th><th>FT%</th></tr><tr><td>22-23</td><td>12.1</td><td>2.7</td><td>3.7</td><td>0.9</td><td>52.6</td><td>0.0</td><td>47.1</td></tr><tr><td>Career</td><td>10.1</td><td>2.4</td><td>3.1</td><td>0.6</td><td>52.0</td><td>0.0</td><td>39.7</td></tr></table> <div><b>Career Highs:</b> 9 points, 11 rebounds, 3 blocks*, 2 steals*, 2 assists*</div> <div><ul style="list-style-type: none"><li>Had game-high 10 rebounds in just 19 minutes vs. Clemson (Nov. 11) ; second career double-figure rebounding game ; also tied career-high with three blocks ; did it three times during the 2021-22 season</li><li>Saw action in 25 games (three starts) during first season in Garnet and Black in 2021-22</li><li>Averaged 2.9 points and 3.5 rebounds per game in 21-22 ; was 30-for-58 from the field (51.7 percent)</li><li>Pulled down a career-high 11 rebounds at Arkansas (Jan. 18, 2022) ; also had eight points and was 4-of-6 from the field</li><li>Had a career-high nine points in 80-67 win vs. Georgetown (Dec. 5, 2021)</li></ul></div>		MIN	PTS	REB	BLK	FG%	3FG%	FT%	22-23	12.1	2.7	3.7	0.9	52.6	0.0	47.1	Career	10.1	2.4	3.1	0.6	52.0	0.0	39.7
	MIN	PTS	REB	BLK	FG%	3FG%	FT%																			
22-23	12.1	2.7	3.7	0.9	52.6	0.0	47.1																			
Career	10.1	2.4	3.1	0.6	52.0	0.0	39.7																			
44		<div><b>FORD COOPER JR.</b></div> <div><i>SR - G - 6-3 - 193 - CHARLOTTE, N.C. // MISSOURI STATE</i></div> <table><tr><th></th><th>MIN</th><th>PTS</th><th>REB</th><th>AST</th><th>FG%</th><th>3FG%</th><th>FT%</th></tr><tr><td>22-23</td><td>7.7</td><td>1.0</td><td>0.8</td><td>0.2</td><td>21.1</td><td>20.0</td><td>100</td></tr><tr><td>Career</td><td>10.3</td><td>1.6</td><td>0.9</td><td>0.8</td><td>27.9</td><td>33.3</td><td>84.6</td></tr></table> <div><b>Career Highs:</b> 7 points, 7 rebounds, 5 assists, 3 steals, 1 block</div> <div><ul style="list-style-type: none"><li>Has played in a career high 12 games so far this season for the Gamecocks</li><li>Scored six points (most as Gamecock) and hit two 3s vs. Texas A&amp;M (Jan. 14)</li><li>Played 16 minutes off the bench in 74-71 overtime road win at Georgetown (Dec. 3)</li><li>Had four points and a pair of rebounds vs. USC Upstate (Nov. 25) in 28 minutes</li><li>Played one season at Missouri State (2019-20) and saw action in 27 games, making five starts</li></ul></div>		MIN	PTS	REB	AST	FG%	3FG%	FT%	22-23	7.7	1.0	0.8	0.2	21.1	20.0	100	Career	10.3	1.6	0.9	0.8	27.9	33.3	84.6
	MIN	PTS	REB	AST	FG%	3FG%	FT%																			
22-23	7.7	1.0	0.8	0.2	21.1	20.0	100																			
Career	10.3	1.6	0.9	0.8	27.9	33.3	84.6																			
14		<div><b>ELI SPARKMAN</b></div> <div><i>FR - G - 6-0 - 153 - CLEVELAND, TENN.</i></div> <div>- Joined team as walkon prior to the start of the academic year</div> <div><div>- projected starters shaded in gray</div><div>- projected starters based on previous game</div><div>- * career high reached this season</div></div>																								



## STAT COMPARISON

	CAROLINA	AUBURN	NCAA Rank
Record	8-10	15-3	239/11
Conference Record	1-4	5-1	-
Current Streak	L2	W4	-
Scoring Avg.	63.7	72.2	332/160
Opponent Scoring Avg.	72.2	62.4	252/28
Scoring Margin	-8.5	+9.8	336/52
Field Goal %	39.8	43.8	339/218
Opponent Field Goal %	47.0	38.6	331/12
3-Point Field Goal %	31.7	30.4	282/318
Opponent 3-Point Field Goal %	36.5	25.1	307/3
3-Point Field Goals Made PG	7.6	6.4	166/275
3-Point Field Goal Attempts PG	24.0	21.0	91/217
Free Throw %	63.7	68.6	333/252
Opponent Free Throw %	63.9	67.3	-
Rebounding Avg.	34.4	38.6	231/46
Opponent Rebounding Avg.	35.6	34.5	-
Rebounding Margin	-1.2	+4.1	258/83
Turnovers Avg.	12.8	13.5	174/244
Opponent Turnover Avg.	10.8	13.9	326/121
Assists Avg.	10.8	14.1	329/118
Blocks Avg.	2.8	6.0	228/4
Steals Avg.	4.8	8.5	336/46

NCAA stats games through Thursday, Jan. 19

## INTERVIEW POLICIES

All interview requests must be made in advance to Associate Director Michael DeBates in the South Carolina Athletics Communications and Public Relations Office.

**Post-Game Interview Policy:** After each home game, the South Carolina student-athletes will address the media first, then head coach Lamont Paris. Visiting team press conferences may be conducted via Zoom. Each team will provide a link to its own press conference. There may be exceptions in which the visiting head coach will come to the media room for an in-person press conference. (Depending on deadline, this may be altered on a game-by-game basis).

**Road Interview Policy:** Interviews with coach Paris and Gamecock student-athletes while on the road will be scheduled according to the home/event post-game media procedure (non-conference play).

All interviews are to be coordinated through the Communications and Public Relations Office. This allows the staff to arrange the interview when it best suits the student-athlete's and the reporter's schedules. Please contact the Communications and Public Relations Office in advance to make your interview requests. Media are not permitted to contact student-athletes on their own at any time.

All interviews will take place at the designated media interview site for that day as listed in the weekly availability schedule.

Dormitory, apartment and cell phone numbers for student-athletes will not be provided to the media. Should you need to conduct a telephone interview with a student-athlete, a call will be placed to you from the student-athlete at a mutually agreeable time.

### SOUTH CAROLINA MEDIA RELATIONS

Michael DeBates, primary contact

Associate Director

cell: 712-348-5863

e-mail: mdebates@mailbox.sc.edu

Twitter: @mdebates

### SOUTH CAROLINA MEN'S BASKETBALL ONLINE

Website: www.GamecocksOnline.com/sports/mens-basketball

Facebook: www.Facebook.com/GamecockMBB

Twitter: @GamecockMBB

Instagram: @GamecockMBB

## NOTABLE NUMBERS

# 33.5%

> In three SEC games at home, the Gamecocks are shooting just 33.5 percent (53-of-158) from the field and 22.2 percent (16-of-72) from behind the arc. Carolina is shooting 44.5 percent (57-of-128) and 40.8 percent (20-of-49) from 3 in two SEC road games.

# 9

> Head coach Lamont Paris has been a part of nine NCAA Tournament teams as an assistant coach or head coach at the NCAA Division I level. He was on the Wisconsin staff that made back-to-back Final Four appearances in 2014 and 2015.

# 14.9%

> South Carolina returns just 14.9 percent of its scoring from the 2021-22 season (327 of 2,200 total points).

# 18.4%

> The Gamecocks bring back just 18.4 percent of the team's minutes from the 2021-22 season (1,447 of 6,225 total minutes played).

## A SOUTH CAROLINA WIN WOULD ...

- Snap a three-game home losing streak & be first SEC win at home this season
- Mark the first career victory for Lamont Paris over Auburn
- Snap a four-game losing streak to the Tigers that dates back to 1/22/20

## SHOWING UP AT RUPP

> The Gamecocks shocked Big Blue Nation with a 71-68, wire-to-wire victory on Jan. 10 thanks to a career-high 26 points from Meechie Johnson (6-of-10 from 3). It was Carolina's first win at Rupp Arena since 2009 and just its third all-time since joining the SEC in 1992. Lamont Paris joined Eddie Fogler (1997) and Darrin Horn (2009) as the only Gamecock head coaches all-time to win in the historic building. The Gamecocks out-rebounded the Wildcats 32-28 and held a 21-12 advantage in second chance points. Carolina made a season-high 11 3s and shot 55.0 percent (11-of-20) from behind the arc.

## FREE THROWS FREE THROWS FREE THROWS FREE THROWS

> Vanderbilt took a hard-fought game over the Gamecocks on SEC opening night (Jan. 3), 84-79 in overtime at Memorial Gym. Hayden Brown forced OT with a made alley-op with .03 seconds remaining. In OT, the Commodores went 13-of-14 at the free throw line, nearly shooting as many free throws as Carolina did the entire game (15). Chico Carter Jr. led the Gamecocks with 24 points, six rebounds and four assists. It was Carter's first career 20-point game in SEC play.

## REAL RECOGNIZE REAL

> GG Jackson was named the CBS Sports/USBWA Freshman of the Week for the second time this season on Tuesday, Jan. 3, fresh off a game in which he scored a career-high 24 points in the non-conference finale vs. Eastern Michigan (Dec. 30), squaring off against the Eagles' Emoni Bates. Jackson had a game-high nine rebounds and also made a career-best four 3s in the contest.

## GG WAS HITTING FROM THREE

> GG Jackson scored a career-high 24 points in the team's 74-64 win over Emoni Bates and Eastern Michigan in the non-conference finale. He made a career-high four 3s and also pulled down a game-high nine rebounds. Carolina had its best first half of the season, scoring 40 points while shooting 54.8 percent (17-of-31) in building a double-digit advantage over the Eagles. The Gamecocks were dominate on the glass again with a 46-30 advantage. Chico Carter Jr. has 15 points and was an efficient 6-of-7 from the floor. Meechie Johnson had 10 to extend his double-figure scoring streak to six games. Carolina finished the non-conference slate a perfect 6-0 at CLA.

## MEECHIE ON THE NICE LIST

> Meechie Johnson scored a career-high 25 points, going 6-of-11 from downtown, in a 65-58 victory over Western Kentucky (Dec. 22) right before Christmas. He had 15 points in the first half after going 5-of-8 from behind the arc. GG Jackson pulled down a career-high 16 rebounds (most by a Gamecock since Chris Silva had 17 at A&M on 3/5/19) and added 12 points for his second double-double of the season. The Gamecocks pulled down a season-high 51 rebounds and also limited the Hilltoppers to just 36.4 percent shooting and 20 made field goals, both season lows for opponents. WKU came into the game fourth in the nation in 3-point shooting at 42.1 percent. The Gamecocks limited the Hilltoppers to just 13.6 percent (3-of-22) from distance.

## GRINDIN' IT OUT

> After trailing by three, 44-41, with just over 12 minutes to go, South Carolina took control thanks to a 14-0 run over a 6-minute stretch to defeat Presbyterian, 68-57, on

## CAROLINA BENCH PRODUCTION

GAME	SC-OPP	DIFF.	SC HIGH BENCH SCORER
SC State	13-40	-27	Hankins-Sanford, 5
Clemson	18-17	+1	Wright, 10
vs. Colorado State	15-27	-12	Wright, 8
vs. Davidson	4-15	-9	Gray, Hankins-Sanford, 2
vs. Furman	12-31	-19	Wright, 7
USC Upstate	6-18	-12	Cooper Jr., 4
at George Washington	20-9	+11	Johnson, 6
at Georgetown	8-6	+2	Wright, 6
Presbyterian	10-21	-11	Wright, 6
at UAB	6-11	-5	Wright, 6
vs. East Carolina	4-8	-4	Gray, Wright, 2
Western Kentucky	5-8	-3	Wright, 3
Eastern Michigan	17-7	+10	Hankins-Sanford, 8
at Vanderbilt	10-64	-54	Gray, 5
Tennessee	12-35	-23	Wright, 7
at Kentucky	11-31	-20	Hankins-Sanford, 5
Texas A&M	14-31	-17	Cooper Jr., 6
Ole Miss	13-10	+3	Davis, 6
Auburn			
at Florida			
at Georgia			
Miss. State			
Arkansas			
at Missouri			
at Ole Miss			
Vanderbilt			
at LSU			
Alabama			
at Tennessee			
at Miss. State			
Georgia			

## CAROLINA SPECIALTY STATS

(PP) points in paint; (OT) points off turnovers; (2nd) second chance points; (FB) fast break points

(South Carolina-Opponent)

GAME	PP	OT	2ND	FB
SC State	34-22	16-15	24-6	17-18
Clemson	20-30	16-25	8-6	4-12
vs. Colorado State	14-54	11-19	11-5	0-7
vs. Davidson	30-28	14-14	10-8	11-2
vs. Furman	32-24	4-23	10-10	3-18
USC Upstate	40-36	13-4	10-12	5-2
at George Washington	22-34	10-11	6-23	11-16
at Georgetown	34-36	4-23	21-11	4-10
Presbyterian	36-36	14-10	12-3	8-4
at UAB	26-40	19-14	12-19	10-6
vs. East Carolina	26-22	6-16	16-4	0-10
Western Kentucky	20-26	7-10	11-7	7-11
Eastern Michigan	34-10	14-7	12-4	12-6
at Vanderbilt	32-36	14-11	8-6	4-20
Tennessee	16-36	4-20	2-20	6-8
at Kentucky	26-32	9-20	21-12	6-12
Texas A&M	16-38	21-18	7-27	7-10
Ole Miss	30-20	9-10	6-8	13-15
Auburn				
at Florida				
at Georgia				
Miss. State				
Arkansas				
at Missouri				
at Ole Miss				
Vanderbilt				
at LSU				
Alabama				
at Tennessee				
at Miss. State				
Georgia				
<b>SC Total</b>	<b>488</b>	<b>212</b>	<b>218</b>	<b>128</b>
<b>SC Average</b>	<b>27.1</b>	<b>11.8</b>	<b>12.1</b>	<b>7.1</b>
<b>Opp Total</b>	<b>520</b>	<b>270</b>	<b>191</b>	<b>177</b>
<b>Opp Average</b>	<b>28.9</b>	<b>15.0</b>	<b>10.6</b>	<b>9.8</b>



## SOUTHEASTERN CONFERENCE STANDINGS

As of Thursday, Jan. 19, 2023

Team	Conference	Overall
Alabama	6-0	16-2
Texas A&M	5-0	13-5
Auburn	5-1	15-3
Tennessee	5-1	15-3
Georgia	3-2	13-5
Missouri	3-3	14-4
Kentucky	3-3	12-6
Florida	3-3	10-8
Vanderbilt	2-3	9-9
<b>South Carolina</b>	<b>1-4</b>	<b>8-10</b>
LSU	1-5	12-6
Mississippi State	1-5	12-6
Arkansas	1-5	12-6
Ole Miss	1-5	9-9

## SCORES AND SCHEDULE IN THE SEC

### Saturday, January 14

\*Kentucky 63, at #5 Tennessee 56  
 \*Georgia 62, at Ole Miss 58  
 \*at Vanderbilt 97, #15 Arkansas 84  
 \*at Florida 73, #20 Missouri 64  
 \*at #4 Alabama 106, LSU 66  
 \*Texas A&M 94, at South Carolina 53  
 \*at #21 Auburn 69, Mississippi State 63

### Tuesday, January 17

\*Ole Miss 70, at South Carolina 58  
 \*#9 Tennessee 70, at Mississippi State 59  
 \*#4 Alabama 78, at Vanderbilt 66  
 \*at Kentucky 85, Georgia 71

### Wednesday, January 18

\*#16 Auburn 67, at LSU 49  
 \*at Texas A&M 54, Florida 52  
 \*at Missouri 79, #25 Arkansas 76

### Saturday, January 21

\*Ole Miss at Arkansas ESPN2 12:00 pm  
 \*Vanderbilt at Georgia SECN 1:00 pm  
 \*Texas A&M at Kentucky ESPN 2:00 pm  
 \*Auburn at South Carolina SECN 3:30 pm  
 \*Tennessee at LSU ESPN 4:00 pm  
 \*Alabama at Missouri SECN 6:00 pm  
 \*Florida at Mississippi State SECN 8:30 pm

### Tuesday, January 24

\*Missouri at Ole Miss SECN 7:00 pm  
 \*LSU at Arkansas ESPN2 7:00 pm  
 \*Kentucky at Vanderbilt SECN 9:00 pm

### Wednesday, January 25

\*South Carolina at Florida ESPN2 7:00 pm  
 \*Georgia at Tennessee SECN 7:00 pm  
 \*Texas A&M at Auburn ESPN2 9:00 pm  
 \*Mississippi State at Alabama SECN 9:00 pm

## ASSOCIATED PRESS TOP 25

Week 11 (Jan. 16, 2023)

RK	TEAM	REC	PTS	TREND
1	Houston (34)	17-1	1460	-
2	Kansas (23)	16-1	1446	-
3	Purdue (3)	16-1	1382	-
4	Alabama	15-2	1347	-
5	UCLA	16-2	1237	↑2
6	Gonzaga	16-3	1178	↑2
7	Texas	15-2	1122	↑3
8	Xavier	15-3	1047	↑4
9	Tennessee	14-3	1019	↓4
10	Virginia	13-3	926	↑3
11	Arizona	15-3	838	↓2
12	Iowa State	13-3	795	↑2
13	Kansas State	15-2	771	↓2
14	TCU	14-3	753	↑3
15	UConn	15-4	668	↓9
16	Auburn	14-3	553	↑5
17	Miami	14-3	487	↓1
18	Charleston	18-1	351	↑4
19	Clemson	15-3	339	↑7
20	Marquette	14-5	306	↑5
21	Baylor	12-5	267	↑5
22	Providence	14-4	262	↓3
23	Rutgers	13-5	131	↑3
24	Florida Atlantic	16-1	126	↑2
25	Arkansas	12-5	115	↓10

Others receiving votes: NC State 111, Saint Mary's 106, Arizona State 79, New Mexico 67, Illinois 61, San Diego State 44, Michigan State 29, Duke 24, Wisconsin 14, Creighton 9, Kent State 8, Boise State 6, Texas A&M 5, Ohio State 3, Missouri 3, VCU 2, Iowa 2, North Carolina 1

Dropped from rankings: Wisconsin 18, Missouri 20, San Diego State 23, Duke 24

## COACHES POLL TOP 25

Week 11 (Jan. 16, 2023)

RK	TEAM	REC	PTS	TREND
1	Houston (17)	17-1	777	-
2	Kansas (9)	16-1	768	-
3	Purdue (5)	16-1	743	-
4	Alabama (1)	15-2	699	-
5	UCLA	16-2	645	↑1
6	Gonzaga	16-3	616	↑2
7	Texas	15-2	574	↑3
8	Xavier	15-3	555	↑3
9	Tennessee	14-3	537	↓4
10	Virginia	13-3	499	↑2
11	Arizona	15-3	410	↓2
12	Iowa State	13-3	379	↑2
13	TCU	14-3	372	↑4
14	UConn	15-4	367	↓7
15	Kansas State	15-2	364	↓2
16	Miami	14-3	266	↓1
17	Auburn	14-3	235	↑5
18	Marquette	14-5	197	↑5
19	Clemson	15-3	177	↑7
20	Providence	14-4	172	↓1
21	Charleston	18-1	153	↑3
22	Baylor	12-5	133	↑4
23	Illinois	12-5	97	↑3
24	Saint Mary's	16-4	88	↑2
25	Arkansas	12-5	82	↓9

Others receiving votes: Rutgers 74, Duke 64, Florida Atlantic 58, Michigan State 42, Wisconsin 41, Indiana 32, New Mexico 25, San Diego State 24, Iowa 23, Ohio State 21, Missouri 21, Arizona State 20, NC State 16, Kentucky 10, Texas A&M 8, Boise State 7, Texas Tech 3, North Carolina 3, Nevada 2, Tulane 1

Dropped from rankings: Wisconsin 18, Missouri 20, Duke 21, San Diego State 25



## SERIES BREAKDOWN

> Tigers have won six of the last seven matchups dating back to a pair of wins during the 2018 season  
> Carolina's lone win in the stretch came on its home floor on Jan. 22, 2019 ; Chris Silva had a monster game with 32 points and 14 rebounds  
> The Gamecocks won three-straight at home over Auburn in a stretch from 2017 to the Silva game in 2019

## VS. AUBURN (29-19, TIGERS LEAD)

### SOUTH CAROLINA ALL-TIME RECORDS VS. AUBURN H: 8-13 ; A: 8-13 ; N: 3-3

Last 10 matchups...

J. 5, 2016	A	81-69	W	
J. 24, 2017	H	98-69	W	
F. 17, 2018	H	84-75	W	
M. 3, 2018	A	70-79		L
M. 15, 2018	N	64-73		L
J. 22, 2019	H	80-77	W	
J. 22, 2020	A	67-80		L
J. 23, 2021	H	86-109		L
J. 4, 2022	H	66-81		L
M. 5, 2022	A	71-82		L

## MEECHIE JOHNSON EN FUEGO

> Transfer point guard Meechie Johnson went on a 10-game tear after a breakout game in a road win at Gerogetown back on Dec. 3. He scored in double-figures in 10-straight games (best mark of his career and was snapped vs. Ole Miss on Jan. 17) and is averaged 16.8 points, 4.7 rebounds and 3.9 assists per game in the stretch. He went 58-of-137 (42.3%) from the field, 30-of-83 (36.1%) from 3 and 22-of-29 (75.9%) at the free throw line (has made 12-straight FTs to start league play).

> The Cleveland, Ohio, native scored a career-high 26 points on Jan. 10 in helping lead the Gamecocks to thier first win at Rupp Arena over Kentucky since 2009. He also led the team with six rebounds and six assists. Johnson became the first South Carolina player with 25 points, five rebounds and five assists in a game since Gamecock great Sindarius Thornwell (25 points, eight rebounds and six assists) on March 4, 2017 at Ole Miss.

> He had two games in the 10-game scoring stretch where he made six 3s: vs. Western Kentucky (Dec. 22) and at Kentucky (Jan. 10).



## NOTABLE NUMBERS

15.1

Five-star freshman Gregory "GG" Jackson II is averaging 15.1 points per game (9th in SEC), the seventh-most by any freshman in the country. He's led the team in scoring eight times and has five 20-point games.

17

During his 22 seasons as a head or assistant coach, Paris has been a part of 17 teams that have won 20-or-more games in a season (7x Wisconsin, 5x Akron, 2x Chattanooga, 2x IUP, 1x Wooster).

7

Paris was a part of the Wisconsin coaching staff that made seven straight appearances in the NCAA Tournament. Included in that stretch was a National Championship Game appearance (2015), Final Four (2014) and four Sweet 16s (2011-12, 2016-17).

Sunday, Dec. 11. The Gamecocks moved to 4-0 at home with the win. Freshman GG Jackson led the way again with 18 points on 6-of-12 shooting. Junior Meechie Johnson added 16 points while graduate transfer Hayden Brown had 14 points. The Gamecocks are 2-0 when the trio scores in double figures. Junior big Josh Gray added valuable minutes off the bench with a team-high seven rebounds in 21 minutes of action.

## ROAD DAWGS

> Carolina bounced back from a tough road loss to start its two-game D.C. road swing with a 74-71 overtime victory at Georgetown (Dec. 3). Meechie Johnson made the go-ahead, 3-point basket with 25 seconds to go. He had a career day with 17 points, eight assists and seven rebounds - all career highs. GG Jackson scored a team-high 22 points (9-for-19 FGs), all coming in the second half after going 0-for-5 the first 20 minutes. The Gamecocks trailed by 11 at the half. In the second half and overtime, South Carolina combined to shoot 20-of-37 (54.1 percent) from the field. The Gamecocks were 15-for-21 (71.4 percent) on 2-point shots in the second half and overtime combined. It was the team's first true road win and first win away from Colonial Life Arena this season.

## HOME SWEET HOME

> The Gamecocks snapped a three-game skid with a big comeback victory at home, 68-53, over USC Upstate on Black Friday (Nov. 25). Trailing by three at halftime, Carolina dominated the final 20 minutes, outscoring the Spartans 40-22 in the second half. The Gamecocks shot 58.1 percent (18-for-31) in half two. Freshman sensation Gregory "GG" Jackson II scored a career-high 22 points with an efficient 8-for-14 shooting day, including 3-of-6 shooting from behind the arc. Carolina was shorthanded, missing two starters in Chico Carter Jr. and Meechie Johnson. Sophomore Jacobi Wright and freshman Zachary Davis started in their place. Wright had 10 points and Davis had seven points and four rebounds. Davis and Jackson in the starting five marked the first time since Nov. 30, 2018 two freshmen cracked the starting lineup (Keyshawn Bryant and AJ Lawson) for Carolina.

## TOUGH TRIP TO THE LOWCOUNTRY

> South Carolina was handed three tough losses to a trio of good teams in the Charleston Classic vs. Colorado State (Nov. 17), Davidson (Nov. 18) and Furman (Nov. 20). Turnovers and poor shooting plagued the Gamecocks at TD Arena. Freshman GG Jackson continued his strong start, averaging 17.0 points and 7.3 rebounds while shooting 46.7 percent (21-for-45). Chico Carter Jr. had a pair of strong performances with 26 points vs. Davidson and 17 points vs. Furman. He was 10-for-16 from behind the arc in the tournament (62.5 percent).

## EXTRA! EXTRA! READ ALL ABOUT HIM - JACKSON II EARNS SEC FRESHMAN OF THE WEEK

> Forward Gregory "GG" Jackson II was named SEC Freshman of the Week on Monday, Nov. 14, after leading the Gamecocks to a pair of wins the first week of the season. He averaged 15.0 points and 9.0 rebounds.

## CASH MONEY CARTER CLOSES OUT TIGERS IN RIVALRY MATCHUP AT CLA

> Chico Carter Jr. went the length of the floor and made a contested jumper with 0.9 seconds left to lead South Carolina to victory over in-state rival Clemson, 60-58. The Columbia, S.C., native scored a game-high 16 points and went 4-of-6 from deep. Gregory "GG" Jackson II had 12 points and eight rebounds. Jacobi Wright added 10 points off the bench and Josh Gray contributed with a game-high 10 rebounds and three blocks. It marked the team's first win at home vs. the Tigers since a 68-45 victory on Dec. 19, 2014. New head coach Lamont Paris became the first Gamecock coach since Dave Odom (won 81-59 on 12/8/01 at Clemson) to defeat Clemson in his first season.

## NEWCOMERS SHINE NIGHT ONE

> The team opened the season with an 80-77 victory over SC State on Tuesday night led by the oldest player on the team, graduate transfer Hayden Brown, and the youngest player on the team, freshman Gregory "GG" Jackson II ; Brown had 21 to lead all scorers and Jackson had 18 points and a game-high 10 rebounds for his first career double-double ; sophomore Jacobi Wright had a career-high 14 points after going 3-for-5 behind the arc in the first victory of the Lamont Paris era.

## PARIS WELCOMES TWO PALMETTO PRODUCTS ON SIGNING DAY

> Arden Conyers and Collin Murray-Boyles, both Palmetto State products, each signed National Letters of Intent to continue their athletic careers as Gamecocks in the fall of 2023 on Nov. 9 as a part of the early signing period. They're the first high school signees in Garnet & Black under Paris' watch at Carolina. Conyers, a 6-6, 180-pound guard from Blythe-wood, S.C., is the third ranked player in the state per 247Sports and No. 4 by On3.com. He ranks just outside the top-200 nationally. An all-region pick last season at Westwood High School, he averaged 18.5 points, 5.8 rebounds and 1.5 assists per game for the Redhawks. He will hit the 1,000-career point mark in his senior season. He was recently named one of five to the South Carolina Basketball Coaches Association (SCBA) Elite Boys Preseason Team. Murray-Boyles, a 6-7, 200-pound forward from Columbia, S.C. is the third-ranked player in the state and No. 117 in his class via On3.com. He is set to finish his high school career this winter at Wasatch Academy in Mount Pleasant, Utah after prepping at AC Flora the past three seasons. He helped lead the Falcons to a 24-7 record as a junior and appearance in the state title game. Murray-Boyles averaged 18.3 points, 11.4 rebounds, 5.3 blocks and 2.5 assists per game last season at Flora. His older brother played collegiately at UNC Pembroke.

## ORDER ON THE COURT

> The Honorable L. Casey Manning enters his 30th season as an analyst for men's basketball games on the Gamecock Radio Network. He joined the broadcast team for the 1993-94 season and worked alongside legendary South Carolina play-by-play man Bob Fulton. Manning has worked alongside current play-by-play man Derek Scott since 2016-17. The Gamecocks advanced to the school's first ever Final Four their first year working together. Manning, a Dillon, S.C. native, played for the Gamecocks from 1970-73 and made history as the first African-American scholarship player in program history. He graduated from the South Carolina School of Law in 1977 and has served as Circuit Court Judge for the Fifth Judicial Court since 1994. Manning retired on Dec. 31, 2022.

> On Dec. 8, 2022, at a retirement function at the USC Alumni Center, Manning received the Order of the Palmetto from Gov. Henry McMaster, the highest civilian honor granted in the state of South Carolina.

> Two streets were also named after him, one in downtown Columbia near the courthouse he worked in and the other in his hometown of Dillon, S.C.

> On May 7, 2022, Manning received an honorary doctor of laws degree from the Board of Trustees at commencement. It is the highest degree you can receive from the university.

> He joins Dave Kellum (33rd season as Ole

Miss pxp) as the only members of the 30-year club on radio broadcast in the SEC.

## WATCH LIST SZN

> GG Jackson was one of 20 players in the country to be named to the Karl Malone Power Forward of the Year Award Watch List on Oct. 27, 2022. He joined former Gamecock Chris Silva (2015-19) as the only Carolina players on the watch list in the nine-year history of the award.

## BY THE NUMBERS

**28** - South Carolina snapped Kentucky's 28-game home win streak (second longest in nation) with a 71-68 win at Rupp Arena on Jan. 10.

**6-0** - Carolina finished the non-conference slate a perfect 6-0 at CLA.

**48.6%** - Chico Carter Jr. is 34-of-70 from behind the arc, good for a team-leading 50.0 percent field goal percentage from distance.

**24** - GG Jackson scored a career-high 24 points in a 74-64 win vs. Eastern Michigan (Dec. 30). He knocked down a career-high four 3s.

**51** - The Gamecocks had a season-high 51 rebounds vs. WKU (Dec. 22). It's the second time the team has had 50-plus rebounds this season.

**16** - GG Jackson pulled down a career-high 16 rebounds in a win over WKU (Dec. 22). It was the most rebounds in a game by a Gamecock since Chris Silva had 17 boards on March 5, 2019 in a victory at Texas A&M. Jackson added 12 points in the game for his team leading second double-double.

**4-1** - South Carolina is 4-1 this season in games with 10 or fewer turnovers.

**20** - Gregory "GG" Jackson II has five 20-point performances on his resume so far this season. He's scored in double-figures in 16 of 18 games this season and has led the team in scoring eight times.

**3.4** - Meechie Johnson is currently averaging 3.4 assists per game (10th in the SEC). The last Gamecock to average 4.0 or more assists per game was Devan Downey (4.5) during the 2008-09 season.

**50** - South Carolina had 50 rebounds vs. Clemson (Nov. 11), the first 50+ rebound game for the Gamecocks vs. a Power Five opponent since pulling down 52 vs. Alabama (Feb. 7, 2017), a game that went four overtime periods.

**18 & 10** - Jackson got his career going in emphatic fashion with 18 points and 10 rebounds in his debut as a Gamecock, an 80-77 win over SC State (Nov. 8) in the opener at CLA.

**1,402** - Graduate transfer Hayden Brown scored 1,402 career points for The Citadel over five seasons, which is the seventh-most in program history.

**2** - Brown is one of two players in The Citadel's history to score 1,400 points and collect 700 rebounds in his career. A 6-5, 234-pound

forward, he averaged 18.8 points and 9.5 rebounds per game in 2021-22.

**.691** - New head coach Lamont Paris spent the past five seasons as head coach at Chattanooga. He led the team to a 65-29 record the last three seasons and a berth in the 2022 NCAA Tournament after winning the SoCon Tournament Championship.

**12** - Paris was an assistant for 17 seasons prior to becoming a head coach in 2017-18. He was a part of 12 NCAA Tournament appearances as an assistant (NCAA Division I and II), including a pair of Final Fours at Wisconsin in 2014 and 2015.

**17** - In 22 seasons as a head or assistant coach in college, Paris has been a part of 17 teams that have won 20-or-more games in a season.

**8** - Carolina's roster features eight new players, including four transfers: Benjamin Bosmans-Verdonk (Illinois), Hayden Brown (The Citadel), Ebrima Dibba (Coastal Carolina) and Meechie Johnson (Ohio State).

## TRACKING GG

> Highly touted freshman Gregory "GG" Jackson II is currently one of two freshmen in the country averaging at least 15.0 points and 6.0 rebounds per game. Alabama's Brandon Miller (20.1 points, 8.3 rebounds) is the only other player on the list. Jackson's 15.1 points per game average is eighth nationally amongst freshmen. Jackson has had a team-high, five 20-point games this season.

## NATIONAL FRESHMEN SCORING LEADERS

1. Brandon Miller (Alabama) - 20.1 ppg
2. Keyonte George (Baylor) - 17.7 ppg
3. Brice Sensabaugh (Ohio State) - 17.0 ppg
4. Nate Calkmese (Lamar) - 16.5 ppg
6. Jett Howard (Michigan) - 15.5 ppg
7. Aidan Mahaney (St. Mary's) - 15.2 ppg
8. Gregory "GG" Jackson II (South Carolina) - 15.1 ppg
9. Judah Mintz (Syracuse) - 14.9 ppg
10. Kyle Filipowski (Duke) - 14.9 ppg
10. Asher Woods (VMI) - 14.8 ppg

Through games played Wednesday, Jan. 19\*



## KEY STAT

South Carolina is 0-6 this season when scoring 59 points or less. The team is also 2-9 when trailing at the half as opposed to 6-1 when leading at the break.



## ROSTER BREAKDOWN

### Returning Letterwinners (6)

Ja'Von Benson  
Chico Carter Jr.  
Ford Cooper Jr.  
Josh Gray  
Tre-Vaughn Minott  
Jacobi Wright

### Guards (7)

Chico Carter Jr.  
Ford Cooper Jr.  
Zachary Davis  
Ebrima Dibba  
Meechie Johnson  
Eli Sparkman  
Jacobi Wright

### Forwards (7)

Ja'Von Benson  
Benjamin Bosmans-Verdonk  
Hayden Brown  
Josh Gray  
Daniel Hankins-Sanford  
Gregory "GG" Jackson  
Tre-Vaughn Minott

### By Height

Eli Sparkman (6-0)  
Chico Carter Jr. (6-2)  
Meechie Johnson (6-2)  
Jacobi Wright (6-2)  
Ford Cooper Jr. (6-3)  
Ebrima Dibba (6-5)  
Hayden Brown (6-5)  
Ja'Von Benson (6-7)  
Zachary Davis (6-7)  
Daniel Hankins-Sanford (6-7)  
Tre-Vaughn Minott (6-8)  
Benjamin Bosmans-Verdonk (6-9)  
Gregory "GG" Jackson (6-9)  
Josh Gray (7-0)

## 2022-23 SOUTH CAROLINA MEN'S BASKETBALL ROSTER

### Alphabetical Roster

No.	Name	Pos.	Ht.	Wt.	Cl.	Exp.	Hometown // Last School
21	Ja'Von Benson	F	6-7	253	JR	2L	Columbia, S.C. // Ridge View
31	Benjamin Bosmans-Verdonk	F	6-9	250	RJR	3L	Lommel, Belgium // Illinois
10	Hayden Brown	F	6-5	234	GR	4L	Greer, S.C. // The Citadel
2	Chico Carter Jr.	G	6-2	192	SR	3L	Columbia, S.C. // Murray State
44	Ford Cooper Jr.	G	6-3	193	SR	1L	Charlotte, N.C. // Missouri State
12	Zachary Davis	G	6-8	192	FR	HS	Denmark, S.C. // Denmark-Olar
0	Ebrima Dibba	G	6-5	214	RSR	4L	Bredäng, Sweden // Coastal Carolina
33	Josh Gray	F	7-0	255	JR	2L	Brooklyn, N.Y. // LSU
30	Daniel-Hankins Sanford	F	6-7	233	FR	HS	Charlotte, N.C. // Julius L. Chambers (Charlotte, N.C.)
23	Gregory "GG" Jackson II	F	6-9	215	FR	HS	Columbia, S.C. // Ridge View
5	Meechie Johnson	G	6-2	180	SO	2L	Cleveland, Ohio // Ohio State
4	Tre-Vaughn Minott	F	6-8	258	JR	2L	Montreal, Quebec // NBA Academy Latin America (Mexico City)
14	Eli Sparkman	G	6-0	153	FR	HS	Cleveland, Tenn. // Baylor School (Chattanooga, Tenn.)
1	Jacobi Wright	G	6-2	188	SO	1L	Fort Mill, S.C. // Legacy Early Colleg

### Numerical Roster

No.	Name	Pos.	Ht.	Wt.	Cl.	Exp.	Hometown // Last School
0	Ebrima Dibba	G	6-5	214	RSR	4L	Bredäng, Sweden // Coastal Carolina
1	Jacobi Wright	G	6-2	188	SO	1L	Fort Mill, S.C. // Legacy Early College
2	Chico Carter Jr.	G	6-2	192	SR	3L	Columbia, S.C. // Murray State
4	Tre-Vaughn Minott	F	6-8	258	JR	2L	Montreal, Quebec // NBA Academy Latin America (Mexico City)
5	Meechie Johnson	G	6-2	180	SO	2L	Cleveland, Ohio // Ohio State
10	Hayden Brown	F	6-5	234	GR	4L	Greer, S.C. // The Citadel
12	Zachary Davis	G	6-8	192	FR	HS	Denmark, S.C. // Denmark-Olar
14	Eli Sparkman	G	6-0	153	FR	HS	Cleveland, Tenn. // Baylor School (Chattanooga, Tenn.)
21	Ja'Von Benson	F	6-7	253	JR	2L	Columbia, S.C. // Ridge View
23	Gregory "GG" Jackson II	F	6-9	215	FR	HS	Columbia, S.C. // Ridge View
30	Daniel-Hankins Sanford	F	6-7	233	FR	HS	Charlotte, N.C. // Julius L. Chambers (Charlotte, N.C.)
31	Benjamin Bosmans-Verdonk	F	6-9	250	RJR	3L	Lommel, Belgium // Illinois
33	Josh Gray	F	7-0	255	JR	2L	Brooklyn, N.Y. // LSU
44	Ford Cooper Jr.	G	6-3	193	SR	1L	Charlotte, N.C. // Missouri State

**Head Coach:** Lamont Paris (Wooster, '96 ; Indiana State '00)

**Assistant Coach:** Tim Buckley (Bemidji State, '88)

**Assistant Coach:** Tanner Bronson (Wisconsin, '08)

**Assistant Coach:** Eddie Shannon (Florida, '99)

**Strength & Conditioning Coach:** Scott Greenawalt (Muskingum College, '98)

**Director of Basketball Operations:** Colby Arendale (Chattanooga, '18)

**Director of Player Development:** David McKinley (Ohio, '13)

**Director of Video Services:** Roman DiPasquale (Wisconsin, '11)

**Athletic Trainer:** Mark Rodger (Buffalo, '01)

**Special Assistant to the Head Coach:** Carey Rich (South Carolina, '95)

**Associate Director of Athletics Communications and Public Relations:** Michael DeBates (Iowa State, '14)

## TOP RETURNING ...

Scorer.....Carter Jr., 4.2 ppg  
Rebounder .....Benson, 4.2 rpg  
Assist Maker.....Wright, 1.8 apg  
FG Shooter \*.....Carter Jr., 40.7%  
3-Point FG Shooter \$......Carter Jr., 37.9%  
FT Shooter \$......Carter Jr., 82.6%  
Shot Blocker.....Gray, 0.7 bpg  
Steal Maker .....Wright, 0.5 spg

\* at least 75 attempts

\$ at least 20 attempts

## PRONUNCIATION GUIDE

- JUH-Von Benson
- Ee-BRIME-uh DEEB-ah
- Tre-Vaughn MY-not
- Benjamin BOSE-mans-ver-DONK



## HEAD COACH LAMONT PARIS

HEAD COACH | SIXTH SEASON OVERALL | 95-82 (.537) | FIRST SEASON AT SOUTH CAROLINA | 8-10 (.444)

### THE PARIS FILE

#### COACHING

##### Experience

26th year

##### College Head Coach Experience

6th season

##### Hire Date At Carolina

Thursday, March 24, 2022

#### PERSONAL

##### Hometown

Findlay, Ohio

##### Alma Mater

Wooster, 1996 (Bachelors - Economics)

Indiana State, 2000 (Masters - Rec. & Sport Mgmt.)

#### COACHING RESUME

##### College Assistant Coach

Wooster, 1997-98

DePauw, 1998-99

IUP, 2000-04

Akron, 2004-10

Wisconsin, 2010-17

##### College Head Coach

Chattanooga, 2017-22

South Carolina, 2022-present

Lamont Paris, who has been a part of nine NCAA Division I Tournaments and 17 twenty-win seasons as a college head and assistant coach, was named the University of South Carolina's 33rd head coach by Director of Athletics Ray Tanner on Thursday, March 24, 2022.

Paris, 47, is the first African-American head coach in the history of the Gamecock men's basketball program.

Paris comes to Carolina after five seasons as the head coach at University of Tennessee at Chattanooga, coaching the Mocs to an 87-72 overall record (.547), including a 65-29 mark the last three seasons.

This past season, he led the Mocs to their first Southern Conference title and NCAA berth since 2016. Chattanooga finished the season with a 27-8 mark. He was one of 20 finalists for the Hugh Durham Award, given by CollegeInsider.com to the top Division I mid-major coach in college basketball. The Mocs' NCAA NET ranking improved in each of his seasons at Chattanooga, finishing with a 63 ranking this season.

In his 17 seasons as a collegiate assistant coach prior to becoming head coach at Chattanooga, teams associated with Paris were 497-217 (.696) with five conference titles and 12 NCAA Tournament appearances (Division I and II), reaching two Final Fours.

Paris spent seven seasons as an assistant at Wisconsin from 2010-17 working for Bo Ryan and Greg Gard. The Badgers went to the NCAA Tournament every year with four Sweet 16 appearances and back-to-back trips to the Final Four in 2014 and 2015. Wisconsin played for the National Championship in 2015 after going 36-4 and winning both the Big Ten regular season and tournament titles. The Badgers took down No. 1 overall seed Kentucky in the National Semifinal, ending the Wildcats' previously undefeated season.

Prior to joining the Wisconsin staff, he was an assistant coach at Akron for five seasons (2005-10) under head coach Keith Dambrot (coached LeBron James at St. Vincent-St. Mary High School for two seasons).

Paris was on the Zips staff in 2005-06 season when the squad achieved its first 20-win season since 1974-75, going 23-10. Akron won 20-or-more games in each of Paris' years on the staff. The Zips were 2009 Mid-American Conference Champions and earned NIT bids in 2006 and 2008 and went to the CBI in 2010.



### PARIS' CAREER RECORD, YEAR-BY-YEAR

SEASON	RECORD	CONFERENCE (FINISH)	POSTSEASON
2017-18 (CHATT)	10-23	3-15 (10th)	-
2018-19 (CHATT)	12-20	7-11 (5th)	-
2019-20 (CHATT)	20-13	10-8 (T-5th)	-
2020-21 (CHATT)	18-7	9-7 (4th)	-
2021-22 (CHATT)	27-8	14-4 (1st)	0-1 ; NCAA First Round
2022-23 (SC)	8-9	1-4	-
<b>Totals</b>	<b>95-82 (.537)</b>	<b>44-49 (.473)</b>	<b>0-1 (.000) • 1 NCAA</b>



## GAMECOCK SUPERLATIVES UNDER PARIS

### Most Field Goals Made

1. 30, at Vanderbilt, Jan. 5, 2023
- T2. 28, vs. Eastern Michigan, Dec. 30, 2022
- T2. 28, at Georgetown, Dec. 3, 2022
- T2. 28, vs. USC Upstate, Nov. 25, 2022
- T5. 27, at Kentucky, Jan. 10, 2023
- T5. 27, vs. Presbyterian, Dec. 11, 2022

### Most Field Goals Attempted

1. 72, at Vanderbilt, Jan. 5, 2023
2. 65, at George Washington, Nov. 30, 2022
- T3. 64, vs. WKU, Dec. 22, 2022
- T3. 64, vs. Clemson, Nov. 11, 2022
5. 63, vs. Eastern Michigan, Dec. 30, 2022

### Highest Field Goal Percent

1. 49.1 percent (27-55), vs. Presbyterian, Dec. 11, 2022
2. 48.2 percent (27-56), at Kentucky, Jan. 10, 2023
3. 47.5 percent (28-59), vs. USC Upstate, Nov. 25, 2022
4. 45.2 percent (28-62), at Georgetown, Dec. 3, 2022
5. 44.9 percent (22-49), vs. Furman, Nov. 20, 2022

### Lowest Field Goal Percent

1. 25.0 percent (12-48), vs. #8/9 Tennessee, Jan. 7, 2023
2. 31.1 percent (19-61), vs. Colorado State, Nov. 17, 2022
3. 32.3 percent (21-65), at George Washington, Nov. 30, 2022
- T4. 34.4 percent (22-64), vs. WKU, Dec. 22, 2022
- T4. 34.4 percent (22-64) vs. Clemson, Nov. 11, 2022

### Most 3-Point Field Goals Made

1. 11, at Kentucky, Jan. 10, 2023
- T2. 10, at UAB, Dec. 14, 2022
- T2. 10, at Georgetown, Dec. 3, 2022
- T2. 10, vs. Clemson, Nov. 11, 2022
- T5. 9, at Vanderbilt, Jan. 5, 2023
- T5. 9, vs. WKU, Dec. 22, 2022

### Most 3-Point Field Goals Attempted

1. 31, at Georgetown, Dec. 3, 2022
2. 29, at Vanderbilt, Jan. 5, 2023
3. 28, vs. WKU, Dec. 22, 2022
- T4. 26, vs. #8/9 Tennessee, Jan. 7, 2023
- T4. 26, vs. Eastern Michigan, Dec. 30, 2022
- T4. 26, vs. Colorado State, Nov. 17, 2022
- T4. 26, vs. Clemson, Nov. 11, 2022

### Highest 3-Point Field Goal Percentage (min. 10 attempts)

1. 55.0 (11-20), at Kentucky, Jan. 10, 2023
2. 40.0 (10-25), at UAB, Dec. 14, 2022
3. 38.5 (10-26), vs. Clemson, Nov. 11, 2022
4. 36.4 (8-22), vs. Presbyterian, Dec. 11, 2022
5. 35.0 percent (7-20), vs. SC State, Nov. 8, 2022

### Most Free Throws Made

1. 21, vs. SC State, Nov. 8, 2022
2. 14, vs. #8/9 Tennessee, Jan. 7, 2023
3. 12, vs. WKU, Dec. 22, 2022
- T4. 10, at Vanderbilt, Jan. 5, 2023
- T4. 10, vs. Eastern Michigan, Dec. 30, 2022
- T4. 10, vs. Davidson, Nov. 18, 2022

### Most Free Throws Attempted

1. 30, vs. SC State, Nov. 8, 2022
2. 25, vs. WKU, Dec. 22, 2022
3. 17, vs. Eastern Michigan, Dec. 30, 2022
4. 16, vs. Furman, Nov. 20, 2022
- T5. 15, vs. #8/9 Tennessee, Jan. 7, 2023
- T5. 15, at Vanderbilt, Jan. 5, 2023
- T5. 15, vs. Davidson, Nov. 18, 2022

### Highest Free Throw Percentage (min. 10 attempts)

1. 93.3 percent (14-15), vs. #8/9 Tennessee, Jan. 7, 2023
2. 72.7 percent (8-11), vs. USC Upstate, Nov. 25, 2022
3. 69.2 percent (9-13), vs. Texas A&M, Jan. 14, 2023
- T4. 66.7 percent (10-15), at Vanderbilt, Jan. 5, 2023
- T4. 66.7 percent (10-15), vs. Davidson, Nov. 18, 2022

### Most Offensive Rebounds

1. 19, vs. Clemson, Nov. 11, 2022
2. 18, vs. Eastern Michigan, Dec. 30, 2022
3. 17, vs. WKU, Dec. 22, 2022
- T4. 15, at Kentucky, Jan. 10, 2023
- T4. 15, vs. ECU, Dec. 17, 2022
- T4. 15, at Georgetown, Dec. 3, 2022
- T4. 15, at George Washington, Nov. 30, 2022

### Most Defensive Rebounds

1. 38, at Vanderbilt, Jan. 5, 2023
2. 34, vs. WKU, Dec. 22, 2022
3. 31, vs. Clemson, Nov. 11, 2022
4. 28, vs. Eastern Michigan, Dec. 30, 2022
- T5. 26, vs. Ole Miss, Jan. 17, 2023
- T5. 26, vs. SC State, Nov. 8, 2022

### Most Total Rebounds

1. 51, vs. WKU, Dec. 22, 2022
2. 50, vs. Clemson, Nov. 11, 2022
3. 46, vs. Eastern Michigan, Dec. 30, 2022
4. 40, vs. SC State, Nov. 8, 2022
5. 39, at Georgetown, Dec. 3, 2022

### Most Personal Fouls

1. 25, at Vanderbilt, Jan. 5, 2023
2. 22, vs. WKU, Dec. 22, 2022
3. 20, vs. Ole Miss, Jan. 17, 2023
- T4. 19, at Georgetown, Dec. 3, 2022
- T4. 19, vs. Colorado State, Nov. 17, 2022

### Most Points

1. 80, vs. SC State, Nov. 8, 2022
2. 79, at Vanderbilt, Jan. 5, 2023
- T3. 74, vs. Eastern Michigan, Dec. 30, 2022
- T3. 74, at Georgetown, Dec. 3, 2022
5. 71, at Kentucky, Jan. 10, 2023

### Fewest Points

1. 42, vs. #8/9 Tennessee, Jan. 7, 2023
- T2. 53, vs. Texas A&M, Jan. 14, 2023
- T2. 53, vs. Colorado State, Nov. 17, 2022
4. 55, at George Washington, Nov. 30, 2022
5. 56, vs. ECU, Dec. 17, 2022

### Most Assists

1. 18, at Georgetown, Dec. 3, 2022
2. 15, at UAB, Dec. 14, 2022
- T3. 13, at George Washington, Nov. 30, 2022
- T3. 13, vs. Clemson, Nov. 11, 2022
- T3. 13, vs. Furman, Nov. 20, 2022

### Fewest Turnovers

1. 6, vs. Presbyterian, Dec. 11, 2022
2. 8, vs. USC Upstate, Nov. 25, 2022
- T3. 9, vs. Ole Miss, Jan. 17, 2023
- T3. 9, vs. Eastern Michigan, Dec. 30, 2022
5. 10, vs. WKU, Dec. 22, 2022

### Most Turnovers

1. 19, vs. Clemson, Nov. 11, 2022
2. 18, vs. #8/9 Tennessee, Jan. 7, 2023
3. 17, vs. Furman, Nov. 20, 2022
- T4. 16, at Georgetown, Dec. 3, 2022
- T4. 16, vs. Davidson, Nov. 18, 2022
- T4. 16, vs. Colorado State, Nov. 17, 2022

### Most Blocks

1. 7, vs. Davidson, Nov. 18, 2022
2. 5, vs. #8/9 Tennessee, Jan. 7, 2023
2. 5, vs. SC State, Nov. 8, 2022
- T3. 4, at UAB, Dec. 14, 2022
- T3. 4, at George Washington, Nov. 30, 2022
- T3. 4, vs. USC Upstate, Nov. 25, 2022
- T3. 4, vs. Clemson, Nov. 11, 2022

### Most Steals

1. 10, vs. #8/9 Tennessee, Jan. 7, 2023
2. 9, vs. ECU, Dec. 17, 2022
3. 8, vs. Davidson, Nov. 18, 2022
4. 7, vs. Texas A&M, Jan. 14, 2023
- T5. 6, vs. Ole Miss, Jan. 17, 2023
- T5. 6, vs. Clemson, Nov. 11, 2022

### Most Points By Opponent

1. 94, Texas A&M, Jan. 14, 2023
- T2. 85, #8/9 Tennessee, Jan. 7, 2023
- T2. 85, Colorado State, Nov. 17, 2022
- T4. 84, at Vanderbilt, Jan. 5, 2023
- T4. 84, at UAB, Dec. 14, 2022

### Fewest Points By Opponent

1. 53, USC Upstate, Nov. 25, 2022
2. 57, Presbyterian, Dec. 11, 2022
3. 58, WKU, Dec. 22, 2022
4. 60, Clemson, Nov. 11, 2022
- T5. 64, Eastern Michigan, Dec. 30, 2022
- T5. 64, ECU, Dec. 17, 2022

### Most Field Goals Made By Opponent

- T1. 35, #8/9 Tennessee, Jan. 7, 2023
- T1. 35, Colorado State, Nov. 17, 2022
3. 34, Texas A&M, Jan. 14, 2023
- T4. 30, at UAB, Dec. 14, 2022
- T4. 30, at George Washington, Nov. 30, 2022
- T4. 30, Furman, Nov. 20, 2022

### Fewest Field Goals Made By Opponent

1. 20, WKU, Dec. 22, 2022
2. 22, ECU, Dec. 17, 2022
- T3. 23, Ole Miss, Jan. 17, 2023
- T3. 23, Clemson, Nov. 11, 2022
- T5. 24, Presbyterian, Dec. 11, 2022
- T5. 24, USC Upstate, Nov. 25, 2022

### Highest Opponent Field Goal Percent

1. 58.3 (35-60), Colorado State, Nov. 17, 2022
2. 54.8 (34-62), Texas A&M, Jan. 14, 2023
3. 52.2 (24-46), Presbyterian, Dec. 11, 2022
4. 51.5 (35-68), #8/9 Tennessee, Jan. 7, 2023
5. 50.9 (29-57), at Kentucky, Jan. 10, 2023

### Lowest Opponent Field Goal Percent

1. 36.4 percent (20-55), WKU, Dec. 22, 2022
2. 37.3 percent (23-61), Clemson, Nov. 11, 2022
3. 39.7 percent (25-63), Eastern Michigan, Dec. 30, 2022
4. 43.1 percent (28-65), at Georgetown, Dec. 3, 2022
5. 43.8 percent (28-64), SC State, Nov. 8, 2022

### Most Rebounds By Opponent

- T1. 48, Texas A&M, Jan. 14, 2023
- T1. 48, #8/9 Tennessee, Jan. 7, 2023
3. 44, at Vanderbilt, Jan. 5, 2023
4. 43, Ole Miss, Jan. 17, 2023
5. 41, at UAB, Dec. 14, 2022

### Fewest Rebounds By Opponent

1. 25, Presbyterian, Dec. 11, 2022
- T2. 28, at Kentucky, Jan. 10, 2023
- T2. 28, ECU, Dec. 17, 2022
- T2. 28, USC Upstate, Nov. 25, 2022
5. 30, Eastern Michigan, Dec. 30, 2022

### Most Turnovers By Opponent

- T1. 14, #8/9 Tennessee, Jan. 7, 2023
- T1. 14, at Vanderbilt, Jan. 5, 2023
- T3. 13, USC Upstate, Nov. 25, 2022
- T3. 13, Davidson, Nov. 18, 2022
- T3. 13, Clemson, Nov. 11, 2022

## GAMECOCK BASKETBALL ASSISTANT COACHES & SUPPORT STAFF



### **> Tanner Bronson, Assistant Coach (Wisconsin, '08)**

- Served in same capacity at Chattanooga the past five seasons (2017-22) under Paris
- Was assistant at St. Louis (2012-16) prior to joining the Mocs ; team won 103 games in his five seasons there and made three NCAA appearances, winning a game each time
- Went from manager, to walk-on to scholarship player at Wisconsin under Bo Ryan ; was on four NCAA teams (Elite Eight in 05' and Sweet Sixteen in 08')



### **> Tim Buckley, Assistant Coach (Bemidji State, '88)**

- Most recently was at UNLV (2019-22) ; was a scout for two seasons with the Minnesota Timberwolves (2017-19)
- Was on staff for the entire Tom Crean tenure at Indiana where he was a part of two Big Ten titles (2013, 2016), four NCAA Appearances, including three trips to the Sweet Sixteen ; the Hoosiers went 138-69 (.667) the last six seasons he was there
- Has had two stints as a head coach at Ball State (2000-06) and Rockford (1989-93)



### **> Eddie Shannon, Assistant Coach (Florida, '99)**

- Served in same capacity at Chattanooga the past three seasons (2019-22) under Paris ; also was assistant at Canisius (2017-19)
- Played professionally overseas for 10 seasons with stops in Italy, France, Russia, Sweden, Croatia, Latvia, Greece, Australia, and Cyprus
- Four-year starter at Florida (1995-99), helping usher in the Billy Donovan era in Gainesville ; scored 1,168 career points and left as the career leader in steals (204) ; only player in school history with 200+ steals and he was also second in assists (493)



### **> Colby Arendale, Director of Operations (Chattanooga, '18)**

- Served in the same capacity at Chattanooga under Paris for the past three seasons (2019-22)
- Was a student manager in 2017-18 and then a graduate manager for the Mocs from 2018-19
- Recently completed his MBA



### **> David McKinley, Director of Player Development (Ohio, '13)**

- Was on Paris' staff at Chattanooga for five seasons (2017-22) in variety of roles
- Served as an assistant coach for the Mocs the last three seasons (2019-22)
- Played collegiately at Ohio University where he was a four-year letterwinner from 2010-13 ; team captain his last two years and member of Bobcat team that won school record 29 games and advanced to the Sweet Sixteen




### **> Carey Rich, Special Assistant to the Head Coach (South Carolina, '95)**

- First official hire of the Paris era at South Carolina
- Served the past seven years as rec superintendent with the City of Columbia's Parks and Recreation Department ;
- Played one season at Western Carolina before returning home to finish his career with the Gamecocks (1993-95) ; scored 784 career points in Garnet & Black and dished out 340 assists in 79 games ; his 4.30 assists per game average is sixth all-time at Carolina




### **> Roman DiPasquale, Director of Video Services (Wisconsin, '11)**

- Was on the Chattanooga staff the last five seasons (2017-22) in a variety of roles
- Worked as the video coordinator at Stanford (2014-16)
- Also has stints in the NBA with Portland (2013-14) and Philadelphia (2011-12) ; was a student manager at Wisconsin




### **> Scott Greenawalt, Strength & Conditioning Coach (Muskingum College, '98)**

- Enters his 11th season with men's basketball program in 2022-23 ; worked with men's and women's basketball at Kansas State from 2006-12 before coming to South Carolina with head coach Frank Martin
- Was a part of the staff for the best season in school history which culminated with a trip to the 2017 Final Four



**Mark Rodger**  
Athletic Trainer



**Jack Samonsky**  
Graduate Assistant




**Michael DeBates**  
Associate Director  
Communications  
& Public Relations



**Joe O'Clair**  
Assistant AD  
Marketing & Fan  
Experience



**Daniel Carter**  
Creative Media  
Producer



**Chris Leevy Johnson**  
Life Coach/  
Director of Team  
Development



**Jeremy Ford**  
Sports Dietician





# COLONIAL LIFE ARENA (CELEBRATING 20 YEARS THIS SEASON)

HOME OF GAMECOCK BASKETBALL [COLONIAL LIFE ARENA RECORD: 229-109 (.678)]

## FUN FACTS ABOUT COLONIAL LIFE ARENA

- > **16,880** cubic yards of earth moved, which is enough to fill 222 swimming pools
- > **3,848** tons of steel, which would weigh equal to 96,200 quarters, which would equal \$24,050
- > **125** miles of cable, which would stretch between Columbia and Folly Beach
- > **1,872** tons of cooling, which would cool an average of 12 grocery stores
- > **205,384** bricks and **60,137** concrete blocks, which would stretch the entire length of Lake Murray (41 miles)
- > **8,750** gallons of paint, which would paint approximately 115 average Columbia 2-story houses
- > **4,781** square yards of carpet, which would carpet approximately the field at Williams-Brice Stadium
- > **443** people working on building the arena at a given time, which would staff 44 fast food restaurants
- > **1,158,000** man-hours to complete Colonial Life Arena, which would equal two working hours from each person living in the Columbia Metro area



CHRIS SILVA THROWS IN A SILVA SLAM FOR TWO OF HIS 27 POINTS THAT LED THE GAMECOCKS TO VICTORY VS. NO. 18 KENTUCKY, 76-68, ON JAN. 16, 2018. CAROLINA TRAILED BY AS MANY AS 14 POINTS IN THE SECOND HALF.

## KEY ARENA DATES/ MEMORABLE MOMENTS

- > **April 2001** - Construction begins
- > **Nov. 24, 2002** - Carolina defeats ETSU, 71-66, in its first contest in the building
- > **Jan. 8, 2003** - The Gamecocks post a 55-49 win in the first SEC contest at the building over Ole Miss.
- > **March 15, 2006** - Carolina defeats Western Kentucky, 74-55, in the first round of the Postseason NIT. The Gamecocks would go on to win their second straight NIT Championship later that month.
- > **Jan. 21, 2009** - Zam Fredrick scores on a last second lay-in to propel the Gamecocks past Florida, 70-69, at the buzzer. Carolina would go on to capture the 2009 SEC Eastern Division Co-Championship.
- > **Jan. 26, 2010** - Led by heralded senior Devan Downey, Carolina posted its first win over a No. 1 ranked opponent (AP poll) in school history when it defeated top-ranked Kentucky, 68-62.

> **Feb. 7, 2017** - The Gamecocks would battle Alabama into a four-overtime contest, with the Crimson Tide eventually closing the 90-86 win. Senior guard Sindarius Thornwell scored 44 points and pulled down 21 rebounds in the game. Carolina would go on to its first Final Four in program history later that season.

> **Nov. 15, 2019** - Carolina captures its 200th victory at Colonial Life Arena with a 90-63 win over Cleveland State.



DEVAN DOWNEY VS. KENTUCKY, JAN. 26, 2010 - HE SCORED 30 POINTS AS CAROLINA BEAT THE TOP-RANKED WILDCATS, 68-62.



SINDARIUS THORNWELL HIGH FIVES FANS AFTER SOUTH CAROLINA'S 61-46 WIN VS. NO. 25/24 MICHIGAN ON NOV. 23, 2019.

# 2022-23 GAMECOCK SUPERLATIVES

## GAMECOCKS' RECORD WHEN ...

At home	6-3
On the road	2-3
At neutral sites	0-4
In overtime	0-0
vs. Top 25 team	0-0
vs. Top 10 team	0-0
vs. Top 3 team	0-0
Leading at half	6-1
Trailing at half	2-9
Tied at half	0-0
Shooting 50% or better	0-0
Shooting between 39-49.9%	6-4
Shooting less than 39%	2-6
Opp. shooting 50% or better	2-6
Opp. shooting between 39-49.9%	4-4
Opp. shooting less than 39%	2-0
Shooting better than opp.	4-0
Shooting worse than/equal to opp.	4-10
Starters out-score opp. starter	7-2
Opp. starters score/equal more	1-8
Bench out-scores opp. bench	3-2
Opp. bench scores/equals more	5-8
Having more FTs than opp.	5-3
Having equal/less FTs than opp.	3-7
Have more TOs than opp.	6-8
Having equal/less TOs than opp.	2-2
Having more rebounds than opp.	7-2
Having equal/less rebounds than opp.	1-8
Making 6 or more 3FGs	7-9
Having 15 or more assists	1-1
Score more points in paint than opp.	3-3
Scoring equal/less points in paint than opp.	5-7
Scoring more points off TOs than opp.	4-3
Scoring equal/less points off TOs than opp.	4-7
Scoring more 2nd-chance points than opp.	6-4
Scoring equal/less 2nd-chance points than opp.	2-6
Scoring more fast break points than opp.	3-2
Scoring equal/less fast break points than opp.	5-8
Wearing White uniforms	6-6
Wearing Garnet uniforms	2-2
Wearing Black uniforms	0-2
Wearing Throwback White uniforms	1-2
Wearing Throwback Garnet uniforms	0-0
Playing on live TV/live broadcast	8-10
Playing in November	3-4
Playing in December	4-2
Playing in January	1-4
Playing in February	0-0
Playing in March	0-0
Playing a day-game	2-3
Playing a night-game	5-7
Playing on Sunday	1-0
Playing on a Monday	0-0
Playing on a Tuesday	1-2
Playing on a Wednesday	0-2
Playing on a Thursday	1-1
Playing on a Friday	3-1
Playing on a Saturday	1-3
Playing on a Sunday	0-1
Scoring margin is 5 points or less	4-1
Margin is between 6-10	2-2
Margin is between 11-20	2-3
Margin is more than 20	0-4
Scoring 59 points or less	0-6
Scoring 60-69 points	4-2
Scoring 70-79 points	3-1
Scoring 80-89 points	1-0
Scoring 90-99 points	0-0
Scoring 100+ points	0-0

## MISCELLANEOUS

Current streak	L1
Home court streak	L2
Away streak	W1
Neutral court streak	L4

Scoring Leaders	'22-23	Career
Chico Carter	4	16
Gregory "GG" Jackson II	8	8
Meechie Johnson	3	3*
Hayden Brown	2	2*
Zachary Davis	1	1

Rebounding Leaders	'22-23	Career
Gregory "GG" Jackson II	11	11
Josh Gray	5	8*
Hayden Brown	2	2*
Meechie Johnson	1	1*
Benjamin Bosmans-Verdonk	1	1*
Daniel Hankins-Sanford	1	1
JaVon Benson	1	1

Assists Leaders	'22-23	Career
Jacobi Wright	5	13
Meechie Johnson	9	9*
Chico Carter	4	6*
Benjamin Bosmans-Verdonk	2	2*
Gregory "GG" Jackson II	1	1
Zachary Davis	1	1
JaVon Benson	1	1

Blocks Leaders	'22-23	Career
Josh Gray	9	13*
Gregory "GG" Jackson II	6	6
Tre-Vaughn Minott	4	4
Hayden Brown	4	4*
Benjamin Bosmans-Verdonk	2	2*
Zachary Davis	2	2
JaVon Benson	1	1
Jacobi Wright	1	1

Steals Leaders	'22-23	Career
Chico Carter	6	11*
Gregory "GG" Jackson II	8	8
Hayden Brown	8	8*
Meechie Johnson	6	6*
Zachary Davis	4	4
Jacobi Wright	3	4
Josh Gray	1	3*
Benjamin Bosmans-Verdonk	3	3*
Ford Cooper Jr.	1	1
Daniel Hankins-Sanford	1	1
Tre-Vaughn Minott	1	1
JaVon Benson	1	1

Double-Figure Scoring	'22-23	Career
Hayden Brown	10	75
Chico Carter	8	36
Gregory "GG" Jackson II	16	16
Meechie Johnson	10	12
Jacobi Wright	3	5
Zachary Davis	1	1

20+ points	'22-23	Career
Hayden Brown	1	24
Chico Carter	2	10
Gregory "GG" Jackson II	5	5
Meechie Johnson	2	2

30+ points	'22-23	Career
Hayden Brown	4	4

Double-Figure Rebounding	'22-23	Career
Hayden Brown	29	29
Gregory "GG" Jackson II	2	2
Josh Gray	1	2

5+ assists	'22-23	Career
Hayden Brown	8	8
Chico Carter Jr.	4	4
Meechie Johnson	4	4
Jacobi Wright	1	1

3+ steals	'22-23	Career
Hayden Brown	9	9
Chico Carter	4	4
Meechie Johnson	1	2
Gregory "GG" Jackson II	1	1

## Miscellaneous

Largest Halftime Lead	
SC	10 - vs. Eastern Michigan, Dec. 30, 2022 at Kentucky, Jan. 10, 2023
Opp	32 - vs. Texas A&M, Jan. 14, 2023
Smallest Halftime Lead	
SC	2 - vs. WKU, Dec. 22, 2022
Opp	2 - at Vanderbilt, Jan. 3, 2023
Fewest Points In First Half	
SC	18 - vs. Texas A&M, Jan. 14, 2023 vs. ECU, Dec. 17, 2022
Opp	25 - vs. Davidson, Nov. 18, 2022
Most Points In First Half	
SC	42 - at Kentucky, Jan. 10, 2023
Opp	50 - vs. Texas A&M, Jan. 14, 2023
Fewest Points In Second Half	
SC	21 - vs. No. 8/9 Tennessee, Jan. 7, 2023
Opp	22 - vs. USC Upstate, Nov. 25, 2022
Most Points In Second Half	
SC	44 - vs. SC State, Nov. 8, 2022
Opp	45 - vs. Colorado State, Nov. 17, 2022
Most Points In Overtime	
SC	12 - at Vanderbilt, Jan. 3, 2023
Opp	17 - at Vanderbilt, Jan. 3, 2023
Largest Margin of Victory	
SC	15 - vs. USC Upstate, Nov. 25, 2022
Opp	43 - vs. No. 8/9 Tennessee, Jan. 7, 2023
Smallest Margin of Victory	
SC	2 - vs. Clemson, Nov. 11, 2022
Opp	5 - at Vanderbilt, Jan. 3, 2023

2+ blocks	'22-23	Career
Josh Gray	3	6
Hayden Brown	1	5
Gregory "GG" Jackson II	5	5
Zachary Davis	1	1
Tre-Vaughn Minott	1	1
JaVon Benson	1	1

Double-Doubles	'22-23	Career
Hayden Brown	28	28
Gregory "GG" Jackson II	2	2

Dunks	'22-23	Career
Gregory "GG" Jackson II	12	12
Josh Gray	8	12*
Tre-Vaughn Minott	11	11
Hayden Brown	6	6*
JaVon Benson	2	2
Zachary Davis	2	2
Daniel Hankins-Sanford	2	2
Benjamin-Bosmans Verdonk	1	1*

*tied for team lead also included*

*\* indicates at Carolina*



# 2022-23 GAME-BY-GAME

	Date	Result	FG-A	Pct	3FG-A	Pct	FT-A	Pct	O-D-Total	PF	Pts	A	TO	Blk	Stl	Min	Half
SC State			28-64	.438	11-26	.423	10-16	.625	10-23-33	24	77	17	10	6	5	200	33
South Carolina	Nov. 8, 2022	W, 80-77	26-59	.441	7-20	.350	21-32	.656	14-26-40	17	80	12	11	5	3	200	36
Clemson			23-61	.377	7-18	.389	5-9	.556	9-23-32	17	58	13	13	4	9	200	26
South Carolina	Nov. 11, 2022	W, 60-58	22-64	.344	10-26	.385	6-13	.462	19-31-50	15	60	12	19	4	6	200	35
Colorado State &			35-60	.583	6-20	.300	9-15	.600	5-35-40	16	85	18	8	2	7	200	40
South Carolina	Nov. 17, 2022	L, 53-85	19-61	.311	8-26	.308	7-9	.778	9-25-34	19	53	11	16	2	3	200	19
Davidson &			26-58	.448	9-25	.360	8-9	.889	8-24-32	14	69	17	13	1	7	200	25
South Carolina	Nov. 18, 2022	L, 60-69	22-56	.393	6-18	.333	10-15	.667	12-24-36	18	60	7	16	7	8	200	29
Furman &			30-59	.508	12-27	.444	7-9	.778	10-24-34	15	79	22	12	3	9	200	38
South Carolina	Nov. 20, 2022	L, 60-79	22-49	.449	7-22	.318	9-16	.563	5-19-24	10	60	13	17	3	3	200	31
USC Upstate			24-52	.462	2-12	.167	3-9	.333	10-18-28	13	53	8	13	2	3	200	31
South Carolina	Nov. 25, 2022	W, 68-53	28-59	.475	4-18	.222	8-11	.727	13-21-34	15	68	10	8	4	5	200	28
George Washington			30-59	.508	12-27	.444	7-10	.700	11-29-40	11	79	21	12	3	6	200	40
South Carolina	Nov. 30, 2022	L, 55-79	21-65	.323	8-25	.320	5-9	.556	15-20-35	11	55	13	11	4	5	200	20
Georgetown			28-65	.431	3-18	.167	12-19	.632	15-21-36	14	71	10	9	2	13	205	37
South Carolina	Dec. 3, 2022	W, 74-71 (OT)	28-62	.452	10-31	.323	8-13	.615	15-24-39	19	74	18	16	0	3	205	26
Presbyterian			24-46	.522	5-13	.385	4-7	.571	5-20-25	13	57	11	11	2	3	200	33
South Carolina	Dec. 11, 2022	W, 68-57	27-55	.491	8-22	.364	6-10	.600	9-16-25	9	68	10	6	2	5	200	37
UAB			30-67	.448	8-20	.400	16-17	.941	17-24-41	13	84	16	12	4	6	200	42
South Carolina	Dec. 14, 2022	L, 70-84	26-61	.426	10-25	.400	8-13	.615	12-20-32	17	70	15	14	4	4	200	28
East Carolina ^			22-44	.500	9-22	.409	11-20	.550	5-23-28	16	64	14	11	1	9	200	37
South Carolina	Dec. 17, 2022	L, 56-64	21-55	.382	6-24	.250	8-13	.615	15-20-35	15	56	6	12	1	5	200	18
Western Kentucky			20-55	.364	3-22	.136	15-25	.600	5-26-31	18	58	4	8	6	5	200	32
South Carolina	Dec. 22, 2022	W, 65-58	22-64	.344	9-28	.321	12-25	.480	17-34-51	22	65	10	10	2	2	200	34
Eastern Michigan			25-63	.397	10-28	.357	4-9	.444	10-20-30	15	64	9	8	3	6	200	30
South Carolina	Dec. 30, 2022	W, 74-64	28-63	.444	8-26	.308	10-17	.588	18-28-46	10	74	12	9	3	5	200	40
Vanderbilt			27-60	.450	7-19	.368	23-35	.657	14-30-44	15	84	13	13	7	3	200	34
South Carolina	Jan. 3, 2023	L, 79-84 (OT)	30-72	.417	9-29	.310	10-15	.667	14-24-38	25	79	11	11	1	4	200	32
No. 8/9 Tennessee			35-68	.515	10-22	.455	5-7	.714	18-30-48	18	85	19	14	3	13	200	43
South Carolina	Jan. 7, 2023	L, 42-85	12-48	.250	4-26	.154	14-15	.933	7-14-21	11	42	5	18	5	10	200	21
Kentucky			29-57	.509	3-10	.300	7-14	.500	14-14-28	11	68	9	6	6	6	200	32
South Carolina	Jan. 10, 2023	W, 71-68	27-56	.482	11-20	.550	6-7	.857	15-17-32	15	71	11	15	1	2	200	42
Texas A&M			34-62	.548	9-20	.450	17-21	.810	20-28-48	16	94	16	11	4	4	200	50
South Carolina	Jan. 14, 2023	L, 53-94	19-50	.380	6-22	.273	9-13	.692	5-11-16	17	53	9	12	2	7	200	18
Ole Miss			23-50	.460	10-24	.417	14-26	.538	7-36-43	16	70	18	12	3	3	200	30
South Carolina	Jan. 17, 2023	L, 58-70	22-60	.367	6-24	.250	8-13	.615	5-26-31	20	58	9	9	1	6	200	20

& - Charleston Classic (Charleston, S.C.) | ^ - Greenville Winter Inv. (Greenville, S.C.) | \* - indicates SEC contest





## 2022-23 SOUTH CAROLINA BASKETBALL

OVERALL: 8-10 // SEC: 1-4 // HOME: 6-3 // AWAY: 2-3 // NEUTRAL: 0-4

DATE	OPP.	W/L	SCORE	RECORD (SEC)	POINTS	REBOUNDS	ASSISTS	BLOCKS	STEALS	ATTENDANCE
11/8/22	SC State	W	80-77	1-0	Brown (21)	Jackson II (10)	Wright (4)	Gray (2)	Three tied (1)	12,012
11/11/22	Clemson	W	60-58	2-0	Carter Jr. (16)	Gray (10)	Carter Jr. (3)	Gray (3)	Carter Jr. // Jackson II (2)	13,380
11/17/22	&Colorado State	L	53-85	2-1	Jackson II (20)	Jackson II (7)	Johnson (4)	Brown // Gray (2)	Johnson (2)	5,017
11/18/22	&Davidson	L	60-69	2-2	Carter Jr. (26)	Jackson II (9)	Three tied (2)	Brown (3)	Jackson II (3)	3,459
11/20/22	&Furman	L	60-79	2-3	Jackson II (19)	Jackson II (6)	Johnson (5)	Three tied (1)	Three tied (1)	1,621
11/25/22	USC Upstate	W	68-53	3-3	Jackson II (22)	Brown (9)	BBV (4)	Jackson II (2)	BBV // Brown (2)	9,347
11/30/22	at George Washington	L	55-79	3-4	Carter Jr. (13)	Jackson II // BBV (6)	Wright (4)	Jackson II (3)	Five tied (1)	2,216
12/3/22	at Georgetown	W	74-71 (OT)	4-4	Jackson II (22)	Brown Jackson II (8)	Johnson (8)	-	Three tied (1)	5,391
12/11/22	vs. Presbyterian	W	68-57	5-4	Jackson II (18)	Gray (7)	Johnson (4)	Gray // BBV(1)	Carter Jr. (2)	9,276
12/14/22	at UAB	L	70-84	5-5	Jackson II (20)	Gray (7)	Johnson (7)	Gray // Jackson II (2)	Johnson (3)	5,126
12/17/22	^ECU	L	56-64	5-6	Brown (15)	Gray (7)	Johnson (3)	Gray (1)	Jackson II (2)	4,117
12/22/22	vs. Western Kentucky	W	65-58	6-6	Johnson (25)	Jackson II (16)	Wright // Carter (3)	Jackson II (2)	Brown // Davis (1)	9,163
12/30/22	vs. Eastern Michigan	W	74-64	7-6	Jackson II (24)	Jackson II (9)	Johnson // Wright (3)	Three tied (1)	Carter Jr. (2)	9,023
1/3/23	at Vanderbilt	L	79-84 (OT)	7-7 (0-1)	Carter Jr. (24)	Jackson II (7)	Carter Jr. (4)	Brown (1)	Jackson II (2)	6,344
1/7/23	vs. No. 8/9 Tennessee	L	42-85	7-8 (0-2)	Johnson (19)	Gray (5)	Davis (2)	Davis (2)	Four tied (2)	10,704
1/10/23	at Kentucky	W	71-68	8-8 (1-2)	Johnson (26)	Johnson (6)	Johnson (6)	Gray (1)	Brown // Wright (1)	19,393
1/14/23	vs. Texas A&M	L	53-94	8-9 (1-3)	Davis (13)	Jackson II // DHS (3)	Johnson (3)	Jackson II // Gray (1)	Davis // Wright (2)	10,883
1/17/23	vs. Ole Miss	L	58-70	8-10 (1-4)	Jackson II (15)	Jackson II (7)	Jackson II (3)	Gray (1)	Six tied (1)	9,171
1/21/23	vs. No. 16/17 Auburn									

♣ - Charleston Classic (Charleston, S.C.) | ^ - Greenville Winter Inv. (Greenville, S.C.) | \* - indicates SEC contest | home games in bold



	<b>53</b>	<b>GAME 3</b>
	<b>85</b>	Charleston, S.C.
		TD Arena
		Nov. 17, 2022
		<i>Rams shot nearly 60 percent against the Gamecocks at TD Arena</i>

Colorado St. at South Carolina

11/17/12 @ Home, Charleston, SC

Colorado State vs. South Carolina

Game Duration: 1:57

Officials: Pitch: Kavanagh, John Gaffney, Wally Ralston

Colorado St. - BS

Record: 4-2

NO. Name	Min	FA	FG	3P	FT	Rebounds	Fouls	PP	AS	TS	Blocks	BA	+
1 James Hooton	P 26:10	10:22	2:22	2:4	3	6	9	1	3	24	0	1	1
1 John Topp	G 18:19	6:46	2:4	0:0	1	1	2	3	2	14	1	3	0
5 Baylor Hains	G 20:21	1:12	0:0	1:3	0:3	3	5	3	3	5	1	1	0
15 Jalen Lake	G 26:09	2:26	0:0	1:0	0:3	3	2	0	5	1	0	1	0
3 Isaiah Rivers	G 27:47	5:17	0:1	2:2	2	2	2	0	2	12	3	1	0
2 Tawonika Jackson	20:45	2:4	0:1	2:2	1	6	7	2	1	6	2	1	0
3 Josiah Strong	22:46	1:17	0:0	0:0	0	4	4	0	2	3	3	0	2
12 Patrick Carter	10:58	5:56	0:0	2:4	0	1	1	2	6	12	1	1	0
5 Kyle Palmer	21:41	2:35	0:2	0:0	7	7	0	0	6	0	0	0	0
32 Kyle Evans	02:52	0:1	0:0	0:0	1	1	1	0	0	0	0	0	-2
0 Trace Young	02:12	0:2	0:1	0:0	0:0	0	0	0	0	0	0	0	-2
Team							0	1	1	0	0	0	
Totals		35:50	6:20	9:15	5	35	40	16	19	85	13	2	2

Technical Fouls:NONE

Shooting By Period		
1 <sup>st</sup> FG	17/25	58.0%
3PT	1/8	12.5%
FT%	5/9	55.6%
2 <sup>nd</sup> FG	16/31	51.6%
3PT	5/12	41.7%
FT%	4/6	66.7%
3 <sup>rd</sup> FG	35/40	87.5%
3PT	6/20	30.0%
FT%	9/15	60.0%

Dead Ball Rebounds: 1

South Carolina - BS

Record: 2-1

NO. Name	Min	FA	FG	3P	FT	Rebounds	Fouls	PP	AS	TS	Blocks	BA	+
10 Hayden Brown	P 17:45	2:35	1:3	0:0	5	6	8	4	2	2	1	2	0
23 Gregory "GG" Jackson II	P 30:00	8:18	2:27	2:3	2	2	5	4	5	20	0	0	0
1 Benjamin Carter	P 20:40	1:30	0:0	0:0	2	1	3	4	1	2	2	1	0
2 Chico Combs, Jr.	28:39	2:29	1:4	0:0	2	2	1	2	1	5	1	3	0
5 Meechie Johnson	G 25:18	2:30	2:5	0:0	0:3	3	1	2	6	4	3	2	1
1 Jacob Wright	20:40	3:18	2:4	0:0	0:0	0	0	0	9	2	0	0	0
33 Josh Gray	15:52	1:1	0:0	0:0	1	1	1	3	0	2	0	0	1
12 Zachary Davis	17:23	0:1	0:0	0:0	1	1	0	0	0	0	0	0	-12
2 David Hankins-Sanford	07:57	0:1	0:0	3:4	0	3	1	3	3	0	0	0	-13
14 ES Spokeman	08:05	0:1	0:0	0:0	0	0	0	0	0	0	0	0	-4
21 JayVon Benson	04:43	0:4	0:0	0:0	2	1	0	0	0	0	0	0	-2
4 Tre-Vaughn Minott	02:44	0:0	0:0	0:0	0:0	0	0	0	0	0	0	0	0
44 Ford Cooper Jr.	02:44	0:0	0:0	0:0	1	1	0	0	0	0	0	0	0
Team							1	4	5	0	0	0	
Totals		19:61	6:25	7:9	9	25	34	19	19	53	11	15	3

Technical Fouls:NONE

Shooting By Period		
1 <sup>st</sup> FG	7/25	28.0%
3PT	0/9	0.0%
FT%	4/4	100%
2 <sup>nd</sup> FG	12/30	40.0%
3PT	0/7	0.0%
FT%	4/5	80%
3 <sup>rd</sup> FG	19/41	46.3%
3PT	0/26	0.0%
FT%	10/10	100%

Dead Ball Rebounds: 0

Biggest Lead

34 (2<sup>nd</sup> 4:43)

2 (1<sup>st</sup> 19:35)

Best Scoring Run

14 (2<sup>nd</sup> 19:23)

9 (2<sup>nd</sup> 16:35)

Lead Changes

1

Times Tied

1

Time with Lead

38:43

00:06

Points from Turnovers

19

14

Paint

59

11

Second Chance

5

11

Fast Breaks

1

5

Bench

27

15

Period by Period Scoring

1st

2nd

3rd

4th

OT

CSU

40

45

85

USC

19

34

53

LIVESTATS

Gregory "GG" Jackson II scored 12 points and Hayden Brown 10 for South Carolina.


South Carolina shot 42% in the second half while Furman shot 58%, going 7-of-13 from 3-point range. The Paladins finished at 51%, including 12-of-27 behind the arc.



South Carolina committed only eight turnovers.

South Carolina was coming off consecutive losses to Colorado State, Davidson and Furman at the Charleston Classic.

South Carolina will play out of state for the first time this season when the Gamecocks travel to Washington, D.C., to play George Washington on Wednesday.

[illegible][illegible]

	<div> <div>Official Basketball Box Score - Final</div> <div>USC Upstate at South Carolina</div> <div>11/25/2024 College Hills Arena, Columbia</div> <div>2023-24 Men's Basketball</div> </div>												<div> <div>Game Time: 4:00 PM</div> <div>Game Duration: 1:46</div> <div>Attendance: 3,367</div> </div>																																																					
	<div> <div>USC Upstate - 53</div> <div>Record: 24 -</div> </div>												<div> <div>Officials: Tony Owens, Will Harris, Robert Fisher</div> </div>																																																					
	<div> <div>Shooting By Period</div> <table> <tr><th></th><th>1st</th><th>2nd</th><th>3rd</th><th>4th</th><th>TOTL</th></tr> <tr><td>3PT%</td><td>24.0</td><td>15.0</td><td>52.0</td><td>0%</td><td>24.0</td></tr> <tr><td>FT%</td><td>26.0</td><td>33.0</td><td>33.0</td><td>0%</td><td>26.0</td></tr> <tr><td>3FGM/FGA</td><td>1/2</td><td>1/2</td><td>4/0</td><td>0/0</td><td>5/2</td></tr> <tr><td>FTM/FTA</td><td>3/12</td><td>4/12</td><td>4/12</td><td>0/0</td><td>11/24</td></tr> <tr><td>3PT%</td><td>6%</td><td>0.0%</td><td>0%</td><td>0%</td><td>6%</td></tr> <tr><td>GMFO%</td><td>24.0</td><td>2.0</td><td>2.0</td><td>0%</td><td>2.0</td></tr> <tr><td>3PT%</td><td>2.1</td><td>0.2</td><td>0.0</td><td>0%</td><td>2.1</td></tr> <tr><td>FT%</td><td>3.9</td><td>3.3</td><td>3.3</td><td>0%</td><td>3.9</td></tr> </table> </div>													1st	2nd	3rd	4th	TOTL	3PT%	24.0	15.0	52.0	0%	24.0	FT%	26.0	33.0	33.0	0%	26.0	3FGM/FGA	1/2	1/2	4/0	0/0	5/2	FTM/FTA	3/12	4/12	4/12	0/0	11/24	3PT%	6%	0.0%	0%	0%	6%	GMFO%	24.0	2.0	2.0	0%	2.0	3PT%	2.1	0.2	0.0	0%	2.1	FT%	3.9	3.3	3.3	0%	3.9
	1st	2nd	3rd	4th	TOTL																																																													
3PT%	24.0	15.0	52.0	0%	24.0																																																													
FT%	26.0	33.0	33.0	0%	26.0																																																													
3FGM/FGA	1/2	1/2	4/0	0/0	5/2																																																													
FTM/FTA	3/12	4/12	4/12	0/0	11/24																																																													
3PT%	6%	0.0%	0%	0%	6%																																																													
GMFO%	24.0	2.0	2.0	0%	2.0																																																													
3PT%	2.1	0.2	0.0	0%	2.1																																																													
FT%	3.9	3.3	3.3	0%	3.9																																																													
<div> <div>Team</div> <table> <tr><td>3PT%</td><td>24.0</td><td>15.0</td><td>52.0</td><td>0%</td><td>24.0</td></tr> <tr><td>FT%</td><td>26.0</td><td>33.0</td><td>33.0</td><td>0%</td><td>26.0</td></tr> <tr><td>3FGM/FGA</td><td>1/2</td><td>1/2</td><td>4/0</td><td>0/0</td><td>5/2</td></tr> <tr><td>FTM/FTA</td><td>3/12</td><td>4/12</td><td>4/12</td><td>0/0</td><td>11/24</td></tr> <tr><td>3PT%</td><td>6%</td><td>0.0%</td><td>0%</td><td>0%</td><td>6%</td></tr> <tr><td>GMFO%</td><td>24.0</td><td>2.0</td><td>2.0</td><td>0%</td><td>2.0</td></tr> <tr><td>3PT%</td><td>2.1</td><td>0.2</td><td>0.0</td><td>0%</td><td>2.1</td></tr> <tr><td>FT%</td><td>3.9</td><td>3.3</td><td>3.3</td><td>0%</td><td>3.9</td></tr> </table> </div>												3PT%	24.0	15.0	52.0	0%	24.0	FT%	26.0	33.0	33.0	0%	26.0	3FGM/FGA	1/2	1/2	4/0	0/0	5/2	FTM/FTA	3/12	4/12	4/12	0/0	11/24	3PT%	6%	0.0%	0%	0%	6%	GMFO%	24.0	2.0	2.0	0%	2.0	3PT%	2.1	0.2	0.0	0%	2.1	FT%	3.9	3.3	3.3	0%	3.9	<div> <div>Deaf Ball Rebounds: 3.3</div> </div>						
3PT%	24.0	15.0	52.0	0%	24.0																																																													
FT%	26.0	33.0	33.0	0%	26.0																																																													
3FGM/FGA	1/2	1/2	4/0	0/0	5/2																																																													
FTM/FTA	3/12	4/12	4/12	0/0	11/24																																																													
3PT%	6%	0.0%	0%	0%	6%																																																													
GMFO%	24.0	2.0	2.0	0%	2.0																																																													
3PT%	2.1	0.2	0.0	0%	2.1																																																													
FT%	3.9	3.3	3.3	0%	3.9																																																													
<div> <div>Technical Fouls: NONE</div> </div>																																																																		
<div> <div>South Carolina - 68</div> <div>Record: 33 -</div> </div>																																																																		
<div> <div>Shooting By Period</div> <table> <tr><th></th><th>1st</th><th>2nd</th><th>3rd</th><th>4th</th><th>TOTL</th></tr> <tr><td>3PT%</td><td>24.0</td><td>15.0</td><td>52.0</td><td>0%</td><td>24.0</td></tr> <tr><td>FT%</td><td>26.0</td><td>33.0</td><td>33.0</td><td>0%</td><td>26.0</td></tr> <tr><td>3FGM/FGA</td><td>1/2</td><td>1/2</td><td>4/0</td><td>0/0</td><td>5/2</td></tr> <tr><td>FTM/FTA</td><td>3/12</td><td>4/12</td><td>4/12</td><td>0/0</td><td>11/24</td></tr> <tr><td>3PT%</td><td>6%</td><td>0.0%</td><td>0%</td><td>0%</td><td>6%</td></tr> <tr><td>GMFO%</td><td>24.0</td><td>2.0</td><td>2.0</td><td>0%</td><td>2.0</td></tr> <tr><td>3PT%</td><td>2.1</td><td>0.2</td><td>0.0</td><td>0%</td><td>2.1</td></tr> <tr><td>FT%</td><td>3.9</td><td>3.3</td><td>3.3</td><td>0%</td><td>3.9</td></tr> </table> </div>													1st	2nd	3rd	4th	TOTL	3PT%	24.0	15.0	52.0	0%	24.0	FT%	26.0	33.0	33.0	0%	26.0	3FGM/FGA	1/2	1/2	4/0	0/0	5/2	FTM/FTA	3/12	4/12	4/12	0/0	11/24	3PT%	6%	0.0%	0%	0%	6%	GMFO%	24.0	2.0	2.0	0%	2.0	3PT%	2.1	0.2	0.0	0%	2.1	FT%	3.9	3.3	3.3	0%	3.9	<div> <div>Deaf Ball Rebounds: 3.3</div> </div>
	1st	2nd	3rd	4th	TOTL																																																													
3PT%	24.0	15.0	52.0	0%	24.0																																																													
FT%	26.0	33.0	33.0	0%	26.0																																																													
3FGM/FGA	1/2	1/2	4/0	0/0	5/2																																																													
FTM/FTA	3/12	4/12	4/12	0/0	11/24																																																													
3PT%	6%	0.0%	0%	0%	6%																																																													
GMFO%	24.0	2.0	2.0	0%	2.0																																																													
3PT%	2.1	0.2	0.0	0%	2.1																																																													
FT%	3.9	3.3	3.3	0%	3.9																																																													
<div> <div>Team</div> <table> <tr><td>3PT%</td><td>24.0</td><td>15.0</td><td>52.0</td><td>0%</td><td>24.0</td></tr> <tr><td>FT%</td><td>26.0</td><td>33.0</td><td>33.0</td><td>0%</td><td>26.0</td></tr> <tr><td>3FGM/FGA</td><td>1/2</td><td>1/2</td><td>4/0</td><td>0/0</td><td>5/2</td></tr> <tr><td>FTM/FTA</td><td>3/12</td><td>4/12</td><td>4/12</td><td>0/0</td><td>11/24</td></tr> <tr><td>3PT%</td><td>6%</td><td>0.0%</td><td>0%</td><td>0%</td><td>6%</td></tr> <tr><td>GMFO%</td><td>24.0</td><td>2.0</td><td>2.0</td><td>0%</td><td>2.0</td></tr> <tr><td>3PT%</td><td>2.1</td><td>0.2</td><td>0.0</td><td>0%</td><td>2.1</td></tr> <tr><td>FT%</td><td>3.9</td><td>3.3</td><td>3.3</td><td>0%</td><td>3.9</td></tr> </table> </div>												3PT%	24.0	15.0	52.0	0%	24.0	FT%	26.0	33.0	33.0	0%	26.0	3FGM/FGA	1/2	1/2	4/0	0/0	5/2	FTM/FTA	3/12	4/12	4/12	0/0	11/24	3PT%	6%	0.0%	0%	0%	6%	GMFO%	24.0	2.0	2.0	0%	2.0	3PT%	2.1	0.2	0.0	0%	2.1	FT%	3.9	3.3	3.3	0%	3.9	<div> <div>Deaf Ball Rebounds: 3.3</div> </div>						
3PT%	24.0	15.0	52.0	0%	24.0																																																													
FT%	26.0	33.0	33.0	0%	26.0																																																													
3FGM/FGA	1/2	1/2	4/0	0/0	5/2																																																													
FTM/FTA	3/12	4/12	4/12	0/0	11/24																																																													
3PT%	6%	0.0%	0%	0%	6%																																																													
GMFO%	24.0	2.0	2.0	0%	2.0																																																													
3PT%	2.1	0.2	0.0	0%	2.1																																																													
FT%	3.9	3.3	3.3	0%	3.9																																																													
<div> <div>Technical Fouls: NONE</div> </div>																																																																		
<div> <div>USC Upstate - 53</div> <div>Record: 24 -</div> </div>																																																																		
<div> <div>Shooting By Period</div> <table> <tr><th></th><th>1st</th><th>2nd</th><th>3rd</th><th>4th</th><th>TOTL</th></tr> <tr><td>3PT%</td><td>24.0</td><td>15.0</td><td>52.0</td><td>0%</td><td>24.0</td></tr> <tr><td>FT%</td><td>26.0</td><td>33.0</td><td>33.0</td><td>0%</td><td>26.0</td></tr> <tr><td>3FGM/FGA</td><td>1/2</td><td>1/2</td><td>4/0</td><td>0/0</td><td>5/2</td></tr> <tr><td>FTM/FTA</td><td>3/12</td><td>4/12</td><td>4/12</td><td>0/0</td><td>11/24</td></tr> <tr><td>3PT%</td><td>6%</td><td>0.0%</td><td>0%</td><td>0%</td><td>6%</td></tr> <tr><td>GMFO%</td><td>24.0</td><td>2.0</td><td>2.0</td><td>0%</td><td>2.0</td></tr> <tr><td>3PT%</td><td>2.1</td><td>0.2</td><td>0.0</td><td>0%</td><td>2.1</td></tr> <tr><td>FT%</td><td>3.9</td><td>3.3</td><td>3.3</td><td>0%</td><td>3.9</td></tr> </table> </div>													1st	2nd	3rd	4th	TOTL	3PT%	24.0	15.0	52.0	0%	24.0	FT%	26.0	33.0	33.0	0%	26.0	3FGM/FGA	1/2	1/2	4/0	0/0	5/2	FTM/FTA	3/12	4/12	4/12	0/0	11/24	3PT%	6%	0.0%	0%	0%	6%	GMFO%	24.0	2.0	2.0	0%	2.0	3PT%	2.1	0.2	0.0	0%	2.1	FT%	3.9	3.3	3.3	0%	3.9	<div> <div>Deaf Ball Rebounds: 3.3</div> </div>
	1st	2nd	3rd	4th	TOTL																																																													
3PT%	24.0	15.0	52.0	0%	24.0																																																													
FT%	26.0	33.0	33.0	0%	26.0																																																													
3FGM/FGA	1/2	1/2	4/0	0/0	5/2																																																													
FTM/FTA	3/12	4/12	4/12	0/0	11/24																																																													
3PT%	6%	0.0%	0%	0%	6%																																																													
GMFO%	24.0	2.0	2.0	0%	2.0																																																													
3PT%	2.1	0.2	0.0	0%	2.1																																																													
FT%	3.9	3.3	3.3	0%	3.9																																																													

	<b>55</b>	<b>GAME 7</b>
	<b>79</b>	Washington, D.C. Charles E. Smith Center Nov. 30, 2022 <i>Gamecocks shot just 32.3 percent compared to 50.8 percent for the Colonials</i>

**WASHINGTON (AP)** — James Bishop IV scored 15 of his 24 points in the first half when George Washington took a 20-point lead and didn't look back, beating South Carolina 79-55 on Wednesday night.

Bishop was 8-of-19 shooting, made 5 of 8 3-point attempts, and had eight assists for the Colonials (5-2), who shot 51%. Brendan Adams added four more 3-pointers and finished with 18 points while Ricky Lindo Jr. had 15.

Chico Carter Jr., who missed the Gamecocks' previous game, scored 13 points with three 3-pointers. Freshman Gregory "GG" Jackson II, who came in averaging over 17 points per game, finished with 11 on 4-of-17 shooting and had just two points in the first half when South Carolina (3-4) fell behind 40-20. The Gamecocks shot just 32%.

George Washington never trailed in the game and led by as many 35 in the second half.

The Colonials took their first win over a Power 5 team since beating Florida in the 2016 NIT quarterfinals.

**WASHINGTON (AP)** — Meechie Johnson hit a long 3-point-er with 25.9 seconds to go and Georgetown missed two 3s in the closing seconds and South Carolina rallied to defeat the Hoyas 74-71 in overtime on Saturday.

After Jay Heath made two free throws for Georgetown to tie the game at 71 with 52.7 seconds left, South Carolina put up a 3 from the left corner but Benjamin Bosmans-Verdonk snagged the rebound and found Johnson on the right wing.

South Carolina (4-4) rallied from an 11-point second-half deficit behind Gregory "GG" Jackson II, who scored all 22 of his points after halftime. Johnson had 17 points, eight assists and seven rebounds. Hayden Brown added 16 points and matched Jackson's eight rebounds.

Heath had 23 points to lead the Hoyas (4-5), who have been outscored by 67 points in the second half of their five losses. Primo Spears added 18 points and Brandon Murray 13.

It was a wild finish at regulation. After South Carolina missed the front end of a one-and-one with 24 seconds left, Spears had a mean cross-over outside the left elbow that led to a pull-up jumper at the foul line to give Georgetown a 65-64 lead at 5.6 seconds.





South Carolina threw the ball away on a long pass. However, after lengthy review, it was determined that Heath pulled Brown's jersey, keeping him from reaching the throw. A flagrant-two foul call led to free throws for Brown at 3.8 seconds and he made 1 of 2 to tie it.

On the ensuing possession, Jackson missed a 10-foot turn-around jumper as time expired.

South Carolina shot 32% and had 10 turnovers to trail 37-26 at the half. Jackson came to life with two quick buckets and at one point scored 11-straight before Johnson hit a 3-pointer to make it a one-point game with 5:25 to play.

After a Georgetown turnover, Jackson fed Brown for a layup to put the Gamecocks up 62-61, their first lead since 10-7. Another turnover led to a Jacobi Wright basket for a 64-61 lead. But Murray scored with 1:02 to play and the then Spears gave the Hovas the lead.

Georgetown is home against Siena on Wednesday, South Carolina has a week off before hosting Presbyterian on Dec. 11.

		<b>GAME 9</b>
		Columbia, S.C. Colonial Life Arena Dec. 11, 2022
		<i>Trio of Jackson (18), Johnson (16) and Brown (14) combine for 48 of the team's 68 points</i>

**COLUMBIA, S.C. (AP)** — Freshman Gregory “GG” Jackson II scored 18 points, Meechie Johnson added 16 and South Carolina used a 14-0 run midway through the second half to pull away for a 68-57 win over Presbyterian on Sunday night.

Jackson has scored in double figures in each game as a member of the Gamecocks and went into the game leading the team in scoring (17.0 per game) and rebounding (7.5).

Jackson threw down a dunk with about 12 minutes remaining to spark the big run — including seven points by Hayden Brown — over the next 6 minutes that gave South Carolina a 55-44 lead. Marquis Barnett hit a 3-pointer that trimmed Presbyterian's deficit to 63-55 with 2:41 left, but the Blue Hose got no closer.

Brown, a graduate transfer who scored 1,402 career points for The Citadel over five seasons, finished with 14 points — 11 in the second half — for South Carolina (5-4).

Winston Hill made 8 of 10 from the field and led Presbyterian (2-9) with 18 points and five assists. Terrell Ard Jr. added 13 points on 6-of-13 shooting.

South Carolina committed a season-low six turnovers.

Benjamin Bosmans-Verdonk made back-to-back baskets before he blocked a shot by Ard that led to a fast-break dunk by Jackson to give South Carolina a 6-0 lead less than 90 seconds into the game.

Jackson and Johnson scored five points apiece — and each hit a 3-pointer — in a 10-3 spurt that made it 16-5 with 14 minutes left in the first half. Jackson made another 3 to give the Gamecocks a 13-point lead with 5 minutes before halftime but Presbyterian scored 11 straight points before a Jackson layup made it 37-33 at the break.

Owen McCormack hit a 3 and Trevon Reddish-Rhone followed with four consecutive points to open the second half — while South Carolina missed its first six shots — to give the Blue Hose their first lead of the game at 40-37 with 17 minutes to play.

## GAME 7

[illegible]

### GAME 8

[illegible]**GAME 9**

<





**GAME 10**  
Birmingham, Ala.  
Bartow Arena  
Dec. 14, 2022  
*Gregory "GG" Jackson II led South Carolina with 20 points, 15 coming in the second half*



**GAME 11**  
Greenville, S.C.  
Bon Secours Wellness Arena  
Dec. 17, 2022  
*Hayden Brown led South Carolina with 15 points in tough shooting day for the team*



**GAME 12**  
Columbia, S.C.  
Colonial Life Arena  
Dec. 22, 2022  
*Sophomore guard had 15 points in the first half, going 6-of-11 from downtown*

**BIRMINGHAM, Ala.** – UAB's sixth ranked scoring offense (87.9 ppg) held suit as the Blazers (8-2) defeated South Carolina (5-5), 84-70, Wednesday night at Bartow Arena.

The Blazers led 24-20 at the 8:21 mark in the opening half and closed the half on an 18-8 run to take a 14-point lead at the break, 42-28. The Gamecocks would pull within 11 early in the half but could not get over the hump and get it to single digits.

UAB out-rebounded Carolina 22-11 in the second half and held a 19-12 advantage in second chance points and 40-26 edge in points in the paint for the game.

The Gamecocks shot it well in the second half at 51.6 percent (16-for-31), but couldn't get the stops the team needed on the defensive end of the floor.

Carolina's game in Birmingham tonight was the team's first since Feb. 8, 1986.

**GREENVILLE, S.C.** – South Carolina (5-6) fell 64-56 to East Carolina (8-4) on Saturday in the inaugural Greenville Winter Invitational. The Pirates started the game on a 12-0 run and led by 19 at the half.

The Gamecocks battled back in the second half however, going on a 15-2 run to pull within seven, 44-37, at the 11:07 mark. Carolina would cut it to seven again, 53-46, with 4:01 to go but could not get the deficit trimmed beyond that as ECU had a quick 5-0 spurt thanks to RJ Felton that pushed its lead to 12 with 1:50 on the clock.

Carolina shot 48.3 percent (14-for-29) in the second half but was plagued by a poor shooting performance in half one (26.9 percent, 7-for-26). The Gamecocks were just 6-for-24 (25.0 percent) from behind the arc.

Graduate transfer Hayden Brown (15), sophomore Meechie Johnson (13) and freshman Gregory "GG" Jackson II (13) scored in double figures for the Gamecocks. The rest of the team scored just four points and went 6-for-19 (31.6 percent) from the field.

Felton scored a game-high 21 points on 8-of-13 shooting. Javon Small was the only other player in double figures for the Pirates with 12 points.

**COLUMBIA, S.C. (AP)** — Meechie Johnson hit six 3-pointers and finished with 25 points — both career bests — and freshman Gregory Jackson II added 12 points and a season-high 16 rebounds to help South Carolina beat Western Kentucky 65-58 Thursday night.

Hayden Brown scored 11 points but shot just 3 of 11 from the field and 0 for 6 from 3-point range for South Carolina (6-6). The Gamecocks shot 34% (22 of 64) from the field and made just 12 of 25 (48%) from the free-throw line but hit nine 3-pointers and outrebounded Western Kentucky 51-31.

Emmanuel Akot hit a 3-pointer that capped an 9-0 run and gave Western Kentucky a 49-44 lead midway through the second half but the Hilltoppers went without a made field goal for the next 7-plus minutes. Jacobi Wright answered with a 3 and Johnson hit another in a 15-2 spurt that culminated when Johnson converted a traditional three-point play that gave South Carolina a 10-point lead with 2:15 remaining.

Dayvion McKnight scored 28 points with eight rebounds and three steals for Western Kentucky (8-3). The 6-foot-1 junior was 10-of-16 shooting — 0 for 5 from 3-point range — and is averaging 28.3 points on 61.8% shooting over the last three games.

The Hilltoppers shot 36% (20 of 55), made just 3 of 22 (14%) behind the arc and hit 15 of 25 from the foul line.

Jamarion Sharp scored six points before Luke Frampton hit a 3-pointer to cap Western Kentucky's 11-2 opening run as the Gamecocks made just one of their first 10 field-goal attempts. Johnson hit two 3-pointers and Chico Carter Jr. added another 3 as South Carolina responded with a 12-2 spurt to take a 14-13 lead with 12 minutes left in the first half.

The Hilltoppers, who had their five-game win streak snapped with a 93-84 loss at Louisville on Dec. 14, have lost back-to-back games for the first time this season.

## GAME 10

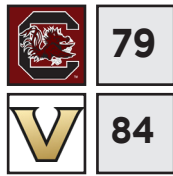
Official Basketball Box Score - Final														
South Carolina at UAB														
121432 Bartow Arena, Birmingham														
2022-23 NCAA Basketball														
Officials: Claude Pook, John Hampton, Todd Austin														
Game Time: 5:00 PM														
Game Duration: 1:57														
Attendance: 5,158														
South Carolina - 70														
Record: 5-5														
Shooting By Period														
1st 2nd 3rd 4th Total														
FG 3P FT Rebounds Fouts TP AS TO ST Blocks														
10 Hayden Brown F 36:24 5-12 1-5 2-4 0 4 4 5 3 13 1 1 0 0 2 14														
23 Gregory "GG" Jackson II F 36:16 7-17 3-8 3-4 0 0 3 3 2 20 1 5 0 0 2 19														
31 Benjamin Bosmans-Verdort F 23:19 2-5 0-0 1-1 3 2 5 1 2 5 2 0 1 0 1 4														
2 Chico Carter, Jr. G 32:05 4-7 4-4 1-2 0 1 1 1 2 13 1 1 0 0 1 16														
5 Meechie Johnson G 31:24 5-12 2-6 1-2 3 5 2 3 13 7 1 3 0 0 0 0														
33 Josh Gray G 13:38 0-1 0-0 0-0 2 5 7 3 0 0 2 1 0 2 0 7														
1 Jacob Wright F 19:51 3-7 0-2 0-0 1 1 2 3 0 6 0 2 0 0 0 13														
44 Ford Cooper Jr. G 07:03 0-0 0-0 0-0 2 2 1 1 0 0 1 0 0 0 0 5														
Team 3 2 5 0 1 1														
Totals 29-61 10-25 18-13 12 20 32 17 13 70 15 14 4 4 14														
Technical Fouls: NONE														
UAB - 84														
Record: 8-2														
Shooting By Period														
1st 2nd 3rd 4th Total														
FG 3P FT Rebounds Fouts TP AS TO ST Blocks														
10 Hayden Brown F 34:29 10-15 1-2 4-4 5 3 8 2 2 25 1 3 2 1 1 19														
18 Ty Brewer F 28:24 2-6 0-1 0-0 1 3 4 1 0 4 2 2 0 0 0 4														
23 Trey Jamison G 24:04 0-6 0-0 3-4 5 2 7 2 3 3 0 1 1 3 1 15														
4 Eric Gaines G 30:01 7-13 2-4 3-3 1 4 5 3 19 3 1 0 0 0 9														
10 Jordan Walker G 34:23 6-16 5-12 5-5 1 2 3 0 4 22 7 1 0 0 1 19														
0 Jaden Davis F 15:56 3-5 0-0 1-1 1 2 3 2 3 7 2 1 0 0 1 11														
2 Ledarius Brown F 17:21 2-6 0-1 0-0 0 5 5 2 1 4 1 0 2 0 0 11														
24 Eltem Johnson F 09:17 0-0 0-0 0-0 0 0 0 0 0 0 0 0 0 0 0 6														
3 Tavin Lovan F 05:05 0-0 0-0 0-0 1 1 1 1 0 0 0 0 0 0 0 0														
Team 3 2 5 0 1 1														
Totals 30-67 8-26 16-17 17 24 41 13 17 84 16 12 6 4 14														
Technical Fouls: NONE														
Biggest lead 21 (1st 16:26) 23 (2nd 3:49)														
Best Scoring Run 8 (1st 14:55) 10 (1st 18:30)														
Lead Changes 0														
Times Tied 1														
Time with Lead 00:00 38:48														
Period by Period Scoring														
1st 2nd 3rd 4th Total														
USC 28 42 70														
Fast Breaks 10 6														
Bench 5 11														
Dead Ball Rebounds: 1.0														

## GAME 11

Official Basketball Box Score - Final															Game Time: 2:00 PM	
East Carolina at South Carolina															Game Duration: 1:55	
121722 Bon Secours Wellness Arena, Greenville, S.C.															Attendance: 1,183	
2022 Greenville Winter Invitational															Officials: Jeremy Mosier, James Barker, Davis Maxwell	
East Carolina - 64															Shooting By Period	
Record: 8-4															1st FG 14-59 23.9%	
Shooting By Period															2nd 3PT% 7-13 53.8%	
1st FG 22-20 33.3%															3rd 24 50%	
2nd 3PT% 9-18 44.4%															4th 24 22.2%	
3rd 3PT% 24 50%															5th 11-20 55.0%	
4th 3PT% 9-26 34.6%															6th 22-44 50.0%	
5th 3PT% 9-22 40.9%															7th 11-20 55.0%	
8th 11-20 55.0%															9th 11-20 55.0%	
10th 11-20 55.0%															11th 11-20 55.0%	
12th 11-20 55.0%															13th 11-20 55.0%	
14th 11-20 55.0%															15th 11-20 55.0%	
16th 11-20 55.0%															17th 11-20 55.0%	
18th 11-20 55.0%															19th 11-20 55.0%	
20th 11-20 55.0%															21st 11-20 55.0%	
22nd 11-20 55.0%															23rd 11-20 55.0%	
24th 11-20 55.0%															25th 11-20 55.0%	
26th 11-20 55.0%															27th 11-20 55.0%	
28th 11-20 55.0%															29th 11-20 55.0%	
30th 11-20 55.0%															31st 11-20 55.0%	
32nd 11-20 55.0%															33rd 11-20 55.0%	
34th 11-20 55.0%															35th 11-20 55.0%	
36th 11-20 55.0%															37th 11-20 55.0%	
38th 11-20 55.0%															39th 11-20 55.0%	
40th 11-20 55.0%															41st 11-20 55.0%	
42nd 11-20 55.0%															43rd 11-20 55.0%	
44th 11-20 55.0%															45th 11-20 55.0%	
46th 11-20 55.0%															47th 11-20 55.0%	
48th 11-20 55.0%															49th 11-20 55.0%	
50th 11-20 55.0%															51st 11-20 55.0%	
52nd 11-20 55.0%															53rd 11-20 55.0%	
54th 11-20 55.0%															55th 11-20 55.0%	
56th 11-20 55.0%															57th 11-20 55.0%	
58th 11-20 55.0%															59th 11-20 55.0%	
60th 11-20 55.0%															61st 11-20 55.0%	
62nd 11-20 55.0%															63rd 11-20 55.0%	
64th 11-20 55.0%															65th 11-20 55.0%	
66th 11-20 55.0%															67th 11-20 55.0%	
68th 11-20 55.0%															69th 11-20 55.0%	
70th 11-20 55.0%															71st 11-20 55.0%	
72nd 11-20 55.0%															73rd 11-20 55.0%	
74th 11-20 55.0%															75th 11-20 55.0%	
76th 11-20 55.0%															77th 11-20 55.0%	
78th 11-20 55.0%															79th 11-20 55.0%	
80th 11-20 55.0%															81st 11-20 55.0%	
82nd 11-20 55.0%															83rd 11-20 55.0%	
84th 11-20 55.0%															85th 11-20 55.0%	
86th 11-20 55.0%															87th 11-20 55.0%	
88th 11-20 55.0%															89th 11-20 55.0%	
90th 11-20 55.0%															91st 11-20 55.0%	
92nd 11-20 55.0%															93rd 11-20 55.0%	
94th 11-20 55.0%															95th 11-20 55.0%	
96th 11-20 55.0%															97th 11-20 55.0%	
98th 11-20 55.0%															99th 11-20 55.0%	
100th 11-20 55.0%															101st 11-20 55.0%	
102nd 11-20 55.0%															103rd 11-20 55.0%	
104th 11-20 55.0%															105th 11-20 55.0%	
106th 11-20 55.0%															107th 11-20 55.0%	
108th 11-20 55.0%															109th 11-20 55.0%	
110th 11-20 55.0%															111th 11-20 55.0%	
112th 11-20 55.0%															113th 11-20 55.0%	
114th 11-20 55.0%															115th 11-20 55.0%	
116th 11-20 55.0%															117th 11-20 55.0%	
118th 11-20 55.0%															119th 11-20 55.0%	
120th 11-20 55.0%															121st 11-20 55.0%	
122nd 11-20 55.0%															123rd 11-20 55.0%	
124th 11-20 55.0%															125th 11-20 55.0%	
126th 11-20 55.0%															127th 11-20 55.0%	
128th 11-20 55.0%															129th 11-20 55.0%	
130th 11-20 55.0%															131st 11-20 55.0%	
132nd 11-20 55.0%															133rd 11-20 55.0%	
134th 11-20 55.0%															135th 11-20 55.0%	
136th 11-20 55.0%															137th 11-20 55.0%	
138th 11-20 55.0%															139th 11-20 55.0%	
140th 11-20 55.0%															141st 11-20 55.0%	
142nd 11-20 55.0%															143rd 11-20 55.0%	
144th 11-20 55.0%															145th 11-20 55.0%	
146th 11-20 55.0%															147th 11-20 55.0%	
148th 11-20 55.0%															149th 11-20 55.0%	
150th 11-20 55.0%															151st 11-20 55.0%	
152nd 11-20 55.0%															153rd 11-20 55.0%	
154th 11-20 55.0%															155th 11-20 55.0%	
156th 11-20 55.0%															157th 11-20 55.0%	
158th 11-20 55.0%															159th 11-20 55.0%	
160th 11-20 55.0%															161st 11-20 55.0%	
162nd 11-20 55.0%															163rd 11-20 55.0%	
164th 11-20 55.0%															165th 11-20 55.0%	
166th 11-20 55.0%															167th 11-20 55.0%	
168th 11-20 55.0%															169th 11-20 55.0%	
170th 11-20 55.0%															171st 11-20 55.0%	
172nd 11-20 55.0%															173rd 11-20 55.0%	
174th 11-20 55.0%															175th 11-20 55.0%	
176th 11-20 55.0%															177th 11-20 55.0%	
178th 11-20 55.0%															179th 11-20 55.0%	
180th 11-20 55.0%															181st 11-20 55.0%	
182nd 11-20 55.0%															183rd 11-20 55.0%	
184th 11-20 55.0%															185th 11-20 55.0%	
186th 11-20 55.0%															187th 11-20 55.0%	
188th 11-20 55.0%															189th 11-20 55.0%	
190th 11-20 55.0%															191st 11-20 55.0%	
192nd 11-20 55.0%															193rd 11-20 55.0%	
194th 11-20 55.0%															195th 11-20 55.0%	
196th 11-20 55.0%															197th 11-20 55.0%	
198th 11-20 55.0%															199th 11-20 55.0%	
200th 11-20 55.0%															201st 11-20 55.0%	
202nd 11-20 55.0%															203rd 11-20 55.0%	
204th 11-20 55.0%															205th 11-20 55.0%	
206th 11-20 55.0%															207th 11-20 55.0%	
208th 11-20 55.0%															209th 11-20 55.0%	
210th 11-20 55.0%															211st 11-20 55.0%	
212nd 11-20 55.0%															213rd 11-20 55.0%	
214th 11-20 55.0%															215th 11-20 55.0%	
216th 11-20 55.0%															217th 11-20 55.0%	
218th 11-20 55.0%															219th 11-20 55.0%	
220th 11-20 55.0%															221st 11-20 55.0%	
222nd 11-20 55.0%															223rd 11-20 55.0%	
224th 11-20 55.0%															225th 11-20 55.0%	
226th 11-20 55.0%															227th 11-20 55.0%	
228th 11-20 55.0%															229th 11-20 55.0%	
230th 11-20 55.0%															231st 11-20 55.0%	
232nd 11-20 55.0%															233rd 11-20 55.0%	
234th 11-20 55.0%															235th 11-20 55.0%	
236th 11-20 55.0%															237th 11-20 55.0%	
238th 11-20 55.0%															239th 11-20 55.0%	
240th 11-20 55.0%															241st 11-20 55.0%	
242nd 11-20 55.0%															243rd 11-20 55.0%	
244th 11-20 55.0%															245th 11-20 55.0%	
246th 11-20 55.0%															247th 11-20 55.0%	
248th 11-20 55.0%															249th 11-20 55.0%	
250th 11-20 55.0%															251st 11-20 55.0%	
252nd 11-20 55.0%															253rd 11-20 55.0%	
254th 11-20 55.0%															255th 11-20 55.0%	
256th 11-20 55.0%															257th 11-20 55.0%	
258th 11-20 55.0%															259th 11-20 55.0%	
260th 11-20 55.0%															261st 11-20 55.0%	
262nd 11-20 55.0%															263rd 11-20 55.0%	
264th 11-20 55.0%															265th 11-20 55.0%	
266th 11-20 55.0%															267th 11-20 55.0%	
268th 11-20 55.0%															269th 11-20 55.0%	
270th 11-20 55.0%															271st 11-20 55.0%	
272nd 11-20 55.0%															273rd 11-20 55.0%	
274th 11-20 55.0%															275th 11-20 55.0%	
276th 11-20 55.0%															277th 11-20 55.0%	
278th 11-20 55.0%															279th 11-20 55.0%	
280th 11-20 55.0%															281st 11-20 55.0%	
282nd 11-20 55.0%															283rd 11-20 55.0%	
284th 11-20 55.0%															285th 11-20 55.0%	
286th 11-20 55.0%															287th 11-20 55.0%	
288th 11-20 55.0%															289th 11-20 55.0%	
290th 11-20 55.0%															291st 11-20 55.0%	
292nd 11-20 55.0%															293rd 11-20 55.0%	
294th 11-20 55.0%															295th 11-20 55.0%	
296th 11-20 55.0%															297th 11-20 55.0%	
298th 11-20 55.0%															299th 11-20 55.0%	
300th 11-20 55.0%															301st 11-20 55.0%	
302nd 11-20 55.0%															303rd 11-20 55.0%	
304th 11-20 55.0%															305th 11-20 55.0%	
306th 11-20 55.0%															307th 11-20 55.0%	
308th 11-20 55.0%															309th 11-20 55.0%	
310th 11-20 55.0%															311st 11-20 55.0%	
312nd 11-20 55.0%															313rd 11-20 55.0%	
314th 11-20 55.0%															315th 11-20 55.0%	
316th 11-20 55.0%															317th 11-20 55.0%	
318th 11-20 55.0%															319th 11-20 55.0%	
320th 11-20 55.0%															321st 11-20 55.0%	
322nd 11-20 55.0%															323rd 11-20 55.0%	
324th 11-20 55.0%															325th 11-20 55.0%	
326th 11-20 55.0%															327th 11-20 55.0%	
328th 11-20 55.0%															329th 11-20 55.0%	
330th 11-20 55.0%															331st 11-20 55.0%	
332nd 11-20 55.0%															333rd 11-20 55.0%	
334th 11-20 55.0%															335th 11-20 55.0%	
336th 11-20 55.0%															337th 11-20 55.0%	
338th 11-20 55.0%															339th 11-20 55.0%	
340th 11-20 55.0%															341st 11-20 55.0%	
342nd 11-20 55.0%															343rd 11-20 55.0%	
344th 11-20 55.0%															345th 11-20 55.0%	
346th 11-20 55.0%															347th 11-20 55.0%	
348th 11-20 55.0%															349th 11-20 55.0%	
350th 11-20 55.0%															351st 11-20 55.0%	
352nd 11-20 55.0%															353rd 11-20 55.0%	
354th 11-20 55.0%															355th 11-20 55.0%	
356th 11-20 55.0%															357th 11-20 55.0%	
358th 11-20 55.0%															359th 11-20 55.0%	
360th 11-20 55.0%															361st 11-20 55.0%	
362nd 11-20 55.0%															363rd 11-20 55.0%	
364th 11-20 55.0%															365th 11-20 55.0%	
366th 11-20 55.0%															367th 11-20 55.0%	
368th 11-20 55.0%															369th 11-20 55.0%	
370th 11-20 55.0%															371st 11-20 55.0%	
372nd 11-20 55.0%															373rd 11-20 55.0%	
374th 11-20 55.0%															375th 11-20 55.0%	
376th 11-20 55.0%															377th 11-20 55.0%	
378th 11-20 55.0%															379th 11-20 55.0%	
380th 11-20 55.0%															381st 11-20 55.0%	
382nd 11-20 55.0%															383rd 11-20 55.0%	
384th 11-20 55.0%															385th 11-20 55.0%	
386th 11-20 55.0%															387th 11-20 55.0%	
388th 11-20 55.0%															389th 11-20 55.0%	
390th 11-20 55.0%															391st 11-20 55.0%	
392nd 11-20 55.0%															393rd 11-20 55.0%	
394th 11-20 55.0%															395th 11-20 55.0%	
396th 11-20 55.0%															397th 11-20 55.0%	
398th 11-20 55.0%															399th 11-20 55.0%	
400th 11-20 55.0%															401st 11-20 55.0%	
402nd 11-20 55.0%															403rd 11-20 55.0%	
404th 11-20 55.0%															405th 11-20 55.0%	
406th 11-20 55.0%															407th 11-20 55.0%	
408th 11-20 55.0%															409th 11-20 55.0%	
410th 11-20 55.0%															411st 11-20 55.0%	
412nd 11-20 55.0%															413rd 11-20 55.0%	
414th 11-20 55.0%															415th 11-20 55.0%	
416th 11-20 55.0%															417th 11-20 55.0%	
418th 11-20 55.0%															419th 11-20 55.0%	
420th 11-20 55.0%															421st 11-20 55.0%	
422nd 11-20 55.0%															423rd 11-20 55.0%	
424th 11-20 55.0%															425th 11-20 55.0%	
426th 11-20 55.0%															427th 11-20 55.0%	
428th 11-20 55.0%															429th 11-20 55.0%	
430th 11-20 55.0%															431st 11-20 55.0%	
432nd 11-20 55.0%															433rd 11-20 55.0%	
434th 11-20 55.0%															435th 11-20 55.0%	
436th 11-20 55.0%															437th 11-20 55.0%	
438th 11-20 55.0%															439th 11-20 55.0%	
440th 11-20 55.0%															441st 11-20 55.0%	
442nd 11-20 55.0%															443rd 11-20 55.0%	
444th 11-20 55.0%															445th 11-20 55.0%	
446th 11-20 55.0%															447th 11-20 55.0%	
448th 11-20 55.0%															449th 11-20 55.0%	
450th 11-20 55.0%															451st 11-20 55.0%	
452nd 11-20 55.0%															453rd 11-20 55.0%	
454th 11-20 55.0%															455th 11-20 55.0%	
456th 11-20 55.0%															457th 11-20 55.0%	
458th 11-20 55.0%															459th 11-20 55.0%	
460th 11-20 55.0%															461st 11-20 55.0%	
462nd 11-20 55.0%															463rd 11-20 55.0%	
464th 11-20 55.0%															465th 11-20 55.0%	
466th 11-20 55.0%															467th 11-20 55.0%	
468th 11-20 55.0%															469th 11-20 55.0%	
470th 11-20 55.0%															471st 11-20 55.0%	
472nd 11-20 55.0%															473rd 11-20 55.0%	
474th 11-20 55.0%															475th 11-20 55.0%	
476th 11-20 55.0%															477th 11	



**GAME 13**  
Columbia, S.C.  
Colonial Life Arena  
Dec. 30, 2022  
*Freshman sensation scored a career-high 24 points, his fifth 20-point game of the season*



**GAME 14**  
Nashville, Tenn.  
Memorial Gym  
Jan. 3, 2023  
*Chico Carter Jr. led South Carolina with 24 points*



**GAME 15**  
Columbia, S.C.  
Colonial Life Arena  
Jan. 7, 2023  
*Meechie Johnson scored 19 points to lead the Gamecocks*

**COLUMBIA, S.C. (AP)** — Gregory Jackson II threw down three dunks in the first half and knocked down four 3-pointers in the second to score a career-high 24 points and help South Carolina power its way past Eastern Michigan, 74-64 on Friday night.

The game featured a pair of highly rated recruits. Jackson, originally the top-rated recruit in the Class of 2023 before reclassifying himself and committing to South Carolina for the 2022-23 season, finished with a career-high 24 points. Sophomore Emoni Bates, the No. 3 recruit from the Class of 2021 who played at Memphis as a freshman, hit 8 of 15 from 3-point range and posted a career-high 36 points to lead Eastern Michigan.

Jackson, who turned 18 years old December 17 and is the highest-rated recruit in program history, was 9 of 19 from the field and hit 4 of 9 from beyond the arc while pulling down nine rebounds.

South Carolina built a 10-point lead in the first half and held a 40-30 advantage at intermission.

Chico Carter Jr. had 15 points for the Gamecocks (7-6). Meechie Johnson added 10 points, six rebounds and three assists.

Eastern Michigan had trouble finding offense outside of Bates, who shot 13 of 25 from the field, including 8 of 15 from distance, and was the only player to reach double-figure scoring. As a team the Eagles were 25 of 63 from the field (39.7%).

**NASHVILLE, Tenn. (AP)** — Reserve Ezra Manjon scored 24 points and fellow backup Liam Robbins scored 22 points and Vanderbilt used overtime to create safe space for an 84-79 win over South Carolina on Tuesday night.

In an SEC opener for both teams, Vanderbilt (8-6, 1-0) built its largest lead of the game at 82-75 with 21 seconds left in the extra session.

Despite their 22-for-35 effort from the free-throw line, the Commodores went 12 for 15 from the line in overtime to seal it with Manjon and Robbins the only Vandy players going to the line.

Reserve Jordan Wright scored 13 points for Vanderbilt, which saw its bench account for 64 points. Tyrin Lawrence was the only starter to score in double figures with 10 points.

South Carolina tied it at the end of regulation on its frantic final possession when Meechie Johnson found a wide-open Hayden Brown who laid it in underneath the basket without landing on the ground upon the receiving the pass with 3 seconds left.

Johnson recovered the loose ball after Robbins blocked Chico Carter Jr.'s 3-point attempts with a second left. Carter recovered the long rebound after Johnson missed a deep 3 with four seconds left.

Robbins' put-back basket following Manjon's miss on a reverse-layup attempt put Vanderbilt ahead 63-61 with 3:20 left, its first lead in more than 13 minutes.

Carter scored 24 points, Johnson 18, Gregory Jackson II 13 and Brown 12 for the Gamecocks (7-7, 0-1).

South Carolina coach Lamont Paris was seeking to become the first coach in program history to win his first SEC round opener. The Gamecocks joined the league in 1991-92.

South Carolina host No. 8 Tennessee on Saturday.

**COLUMBIA, S.C. (AP)** — Olivier Nkamhoua scored a season-high 21 points on 10-of-10 shooting and No. 8 Tennessee dominated from the start for an 85-42 victory over South Carolina on Saturday.

The Vols (13-2) started 3-0 in the Southeastern Conference for the first time in four seasons and showed the depth and talent to think that streak in the rugged league could continue.

Nkamhoua, a 6-foot-9 senior forward, led Tennessee with 10 rebounds for his second double-double this season.

Nkamhoua, who went 5 for 5 for 10 points in an 83-57 win over Mississippi State on Tuesday, continued his run of perfection against the Gamecocks.

He was a major part in the Vols' quick start, scoring seven points the first 10 minutes as Tennessee built a 24-7 lead on the way to its ninth victory in the past 10 games with South Carolina (7-8, 0-2).

The Vols broke out to a 15-3 lead and never looked back.

South Carolina missed 10 of 11 shots during one stretch and settled for outside shots, which the Gamecocks struggled to connect on as they were 1 of 13 on 3s the first 20 minutes.

Tennessee took advantage of South Carolina's defensive lapses to build a 43-21 lead at the break.

Nkamhoua hit all five of his shots and the Vols shot 60.7% (17 of 28) in the opening half.



Tennessee was in such command that coach Rick Barnes called a timeout — the Vols led 40-21 — with 15.5 seconds before halftime to practice a late-game situation. It worked perfectly as the Vols worked the ball around to Santiago Vescovi, who drained an uncontested 3-pointer as the clock ran out.

Jonas Aidoo had 15 points, while Vescovi and Josiah-Jordan James added 12 apiece for the Vols, who shot better than 50% for the third time in the past four games.

Meechie Johnson had 19 points for South Carolina.

## GAME 13

Official Basketball Box Score - Final															Game Time: 7:00 PM			
Eastern Mich. at South Carolina															Game Duration: 1:49			
12/30/22 Colonial Life Arena, Columbia, SC															Attendance: 1,023			
2022-23 Men's Basketball																		
Officials: Mike Nance, Todd Austin, Michael Wallace																		
Eastern Mich. - 64																		
Record: 3-10																		
NO.	Name	Min	FG	3P	FT	Rebounds	Fouls	TP	AS	TO	ST	Blocks	BS	BA	+	Shooting By Period		
4	Jalen Blevinsley	22:20	3-4	0-0	1-5	0	1	1	1	3	7	1	0	0	0	1-12		
23	Lagard Gester	21:03	0-3	0-0	1-2	3	1	4	1	2	1	1	1	1	0	3PTs: 3-15 20% 0%		
2	Noah Farrahman	20:30	3-10	0-4	0-0	1	2	3	2	0	6	2	1	0	0	FTs: 3-5 60% 0%		
5	Tyson Acuff	20:49	3-12	1-7	0-0	0	4	4	1	2	7	2	2	1	0	2nd FGs: 10-34 38% 0%		
21	Emoni Bates	37:21	13-25	8-15	2-2	1	5	6	2	3	36	2	2	1	1	3PTs: 7-13 53% 0%		
35	Jarante Randle	18:57	1-3	0-0	0-0	2	5	7	3	0	2	0	1	0	0	FTs: 1-4 25% 0%		
10	Orlando Loveley	20:56	0-1	0-0	0-0	0	0	0	0	0	0	2	0	0	0	GM FGs: 25-63 39% 0%		
22	Yusuf Shid	17:51	2-5	1-2	0-0	0	1	1	0	0	0	0	0	0	0	3PTs: 10-38 26% 0%		
0	Kevin David Rice	06:24	0-0	0-0	0-0	0	0	0	0	1	0	0	0	0	0	FTs: 4-9 44% 0%		
Team																Dead Ball Rebounds: 4-0		
Totals		26-63		10-28		4-9		10		20		30		15		64 9 8 6 3 3 1-10		
															Technical Fouls:NONE			
South Carolina - 74																		
Record: 7-6																		
NO.	Name	Min	FG	3P	FT	Rebounds	Fouls	TP	AS	TO	ST	Blocks	BS	BA	+	Shooting By Period		
10	Hayden Brown	32:45	1-5	0-2	6-10	1	5	6	2	8	8	0	1	0	0	1-14		
23	Gregory "GG" Jackson II	29:55	9-19	4-9	2-2	4	5	9	1	2	24	0	4	0	0	3PTs: 3-10 30.0% 0%		
31	Bergamin Bosmans-Verdonk	14:23	0-0	0-0	0-1	1	1	2	2	1	0	2	3	0	1	0	FTs: 3-4 75% 0%	
2	Chico Carter, Jr.	28:53	6-7	2-3	1-2	1	0	1	1	2	15	1	0	2	0	3	2nd FGs: 11-32 34% 0%	
5	Meechie Johnson	30:37	4-13	1-7	1-2	1	5	6	1	1	0	2	1	0	1	0	3PTs: 5-6 83.3% 0%	
11	Jacobi Wright	28:18	2-6	1-2	0-0	0	6	6	2	1	5	3	1	0	1	0	FTs: 7-13 53.8% 0%	
33	Josh Gray	05:39	0-1	0-0	0-0	2	1	3	1	0	0	0	0	0	0	0	GM FGs: 38-68 44% 0%	
12	Zachary Davis	14:45	2-3	0-1	0-0	3	3	6	0	0	4	1	0	1	0	0	3PTs: 8-26 30.8% 0%	
20	Daniel Hawkins-Sanford	11:50	0-1	0-0	0-0	2	1	3	0	0	0	0	0	0	1	0	FTs: 1-7 14.3% 0%	
44	Ford Cooper Jr.	03:25	0-1	0-0	0-0	0	1	0	0	0	0	0	0	0	0	0	Dead Ball Rebounds: 4-1	
Team																		
Totals		26-63		6-26		10-17		18		28		40		15		74 9 5 3 3 1-10		
															Technical Fouls:NONE			
EMU															USC			
Biggest lead															2 (1st 19:32)		14 (16:31)	
Best Shooting Run															4 (2nd 1:06)		6 (1st 9:53)	
Lead Changes															2		Second Chance	
Times Tied															2		Fast Breaks	
Time with Lead															02:58		35:30	
																	Bench	
																	7 17	
																	USC 40 34 34 74	

	<b>58</b>	<b>GAME 18</b>
	<b>70</b>	Columbia, S.C. Colonial Life Arena Jan. 17, 2023 <i>Ole Miss out-rebounded South Carolina 43-31 and made 10 3s</i>

Both teams were coming off lopsided losses to top-10 teams, Kentucky falling to Alabama 78-52 and South Carolina losing to Tennessee 85-42. But only the Gamecocks responded at the start, taking a 21-6 lead in the first seven minutes and a 42-32 halftime edge after shooting 57% with Johnson scoring 16 points.

Texas A&M snapped a six-game losing streak to South Carolina. The last five losses to the Gamecocks have been by double-digits.

Texas A&M knocked off Florida 66-63 on the road on Jan. 4 for the program's first-ever win at Gainesville and plays host for the rematch Wednesday in College Station. South Carolina plays host to Ole Miss Tuesday.

It was the first SEC win for Ole Miss (9-9, 1-5) since beating Georgia on Feb. 19 before losing its final four conference games last season.

Murrell scored 16 of his points in the second half, including 3-pointers on back-to-back possessions to extend the Ole Miss lead to 55-42 with 4:16 left. He finished two points shy of his season high.


Freshman Amaree Abram added eight points and James White, making his second career start, had seven points for Ole Miss, which plays No. 25 Arkansas on Saturday.

Ole Miss led 30-20 at the break after holding South Carolina to 30% shooting. The Gamecocks went seven-plus minutes without making a field goal and closed the half making just two of their final 14 shots.

Ole Miss went on a 10-0 run in the second half, with five straight points from TJ Caldwell, to take a 45-31 lead with 11 minutes left.

Star freshman Gregory Jackson II scored 15 points on 5-of-20 shooting and Chico Carter Jr. added 12 points for South Carolina (8-10, 1-4). The Gamecocks shot 37% from the field and were out-rebounded 43-31.

**GAME 18**

		<b>Official Basketball Box Score - Final</b> <b>Omaha at South Carolina</b> 09/12/23 Game Location: Aiken, Georgia 2023-24 MHSAA										<b>Game Time:</b> 1:00 PM <b>Game Duration:</b> 1:00 <b>Attendance:</b> 1,171					
		<b>Omaha - 70</b>										<b>Officials:</b> Terry Opatky, Charles Ross, KJB, Buxner, J.					
		<b>Record: 9-6 (1-5)</b>															
NO.	Name	Min	FG	PA	FT	Rebounds	OR	DR	TO	PF	AS	TS	Blocks	+/-	<b>Shooting by Period</b> <b>1st</b> 40% 11-26 42.3% <b>2nd</b> 37% 5-13 38.5% <b>3rd</b> 37% 3-4 75% <b>4th</b> 50% 12-24 50.0% <b>5th</b> 37% 12-24 50.0% <b>6th</b> 37% 5-11 45.5% <b>7th</b> 51% 11-22 50.0% <b>8th</b> 50% 22-40 55.0% <b>9th</b> 50% 10-24 41.7% <b>10th</b> 47% 14-26 53.8% <b>Total</b> 47% 66-126 52.4% <td data-kind="ghost"></td>		
00	Jayme McKinnis	25:03	5-7	0-0	4-4	3-7	1-0	1-4	0-0	0-0	0-0	1-0	1-1	11	37%	5-13	38.5%
01	Jammy Braxfield	22:22	2-6	2-2	0-0	2-6	4-3	0-3	8-4	1-0	0-0	0-0	0-0	13	37%	3-4	75%
02	Alexander Aram	07:46	1-1	1-1	2-2	0-0	0-0	0-0	0-0	0-0	0-0	0-0	0-0	0	50%	12-24	50.0%
03	James White	07:37	3-6	1-2	0-0	4-4	2-1	0-7	1-1	1-1	1-0	0-0	0-0	6	50%	5-11	45.5%
11	Matthew Musial	03:52	0-1	0-1	2-4	1-8	0-9	0-23	3-3	0-0	0-0	0-0	0-0	0	51%	11-22	50.0%
3	Myles Brown	14:55	0-2	0-2	1-4	0-5	0-1	0-1	0-1	0-0	0-0	0-0	0-0	8	50%	22-40	55.0%
10	Robert Allen	12:38	0-0	0-0	0-0	0-0	0-0	0-0	2-2	0-0	0-0	0-0	0-0	0	50%	10-24	41.7%
14	Tyler Fagan	00:00	0-0	0-0	0-0	0-0	0-0	0-0	0-0	0-0	0-0	0-0	0-0	-3	47%	14-26	53.8%
33	Josh Matlack	02:47	0-0	0-0	0-0	0-0	0-0	0-1	0-0	0-0	0-0	0-0	0-0	2	47%	Total	47% 66-126 52.4%
33	T.J. Caldwell	01:41	3-7	2-4	0-0	0-1	1-1	0-8	1-3	0-0	0-0	0-0	0-0	12	50%		
10	Thao Awabwa	05:05	0-1	0-1	0-0	0-0	0-0	0-0	0-0	0-0	0-0	0-0	0-0	0	50%		
															0	0	0
<b>Totals</b>			23-50	10-24	14-28	3-36	43	16	20	18	12	3	3	12			
<b>South Carolina - 58</b>			<b>Record: 8-19 (1-14)</b>										<b>Technical Fouls:</b> NONE				
NO.	Name	Min	FG	PA	FT	Rebounds	OR	DR	TO	PF	AS	TS	Blocks	+/-	<b>Shooting by Period</b> <b>1st</b> 40% 8-27 29.6% <b>2nd</b> 37% 2-11 18.2% <b>3rd</b> 47% 2-4 50.0% <b>4th</b> 50% 14-33 42.4% <b>5th</b> 37% 6-16 37.5% <b>6th</b> 50% 22-40 55.0% <b>7th</b> 50% 10-24 41.7% <b>8th</b> 50% 22-40 55.0% <b>9th</b> 50% 10-24 41.7% <b>10th</b> 47% 14-26 53.8% <b>Total</b> 47% 66-126 52.4% <td data-kind="ghost"></td>		
10	Hayden Brown	20:50	4-7	0-2	12-12	2-2	0-5	3-3	1-1	1-1	0-0	1-0	0-0	-10	37%	2-11	18.2%
23	Gregory "GG" Jackson II	35:56	5-20	2-8	3-5	0-7	7-0	4-15	3-1	0-1	0-1	0-1	-7	47%	2-4	50.0%	
33	Josh Gray	12:48	2-3	0-0	0-0	2-2	0-2	0-0	4-1	0-0	1-0	0-0	0-0	0	50%	14-33	42.4%
2	Onico Carter, Jr.	03:08	5-10	2-4	0-0	1-3	4-5	2-2	2-2	1-1	0-0	1-0	-6				



## THE LAST TIME IN SOUTH CAROLINA BASKETBALL...

### AN INDIVIDUAL ...

Scored 20 or more points:	South Carolina: Meechie Johnson (26), at Kentucky (Jan. 10, 2023), in Lexington, Ky. Opponent: Matthew Murrell (23), Ole Miss (Jan. 17, 2023), in Columbia, S.C.
Scored 30 or more points:	South Carolina: Jermaine Couisnard (33) vs. LSU (Feb. 19, 2022) in Columbia, S.C. Opponent: Devontae Shuler (31), vs. Ole Miss (Feb. 13, 2021), in Columbia, S.C.
Scored 35 or more points:	South Carolina: Sindarius Thornwell (44) vs. Alabama (Feb. 7, 2017) in Columbia, S.C. Opponent: Emoni Bates (36), Eastern Michigan (Dec. 30, 2022), in Columbia, S.C.
Scored 40 or more points:	South Carolina: Sindarius Thornwell (44), vs. Alabama (Feb. 7, 2017) in Columbia, S.C. Opponent: Austin Carr (43), Notre Dame (Dec. 30, 1969) in New Orleans, La.
Collected 20 or more rebounds:	South Carolina: Sindarius Thornwell (21), vs. Alabama (Feb. 7, 2017) in Columbia, S.C. Opponent: Ekpe Udoh (20), Baylor (Jan. 2, 2010) in Columbia, S.C.
Collected 15 or more rebounds:	South Carolina: Gregory "GG" Jackson II (16), vs. Western Kentucky (Dec. 22, 2022), in Columbia, S.C. Opponent: Henry Coleman III (15), Texas A&M (Jan. 29, 2022) in College Station, Texas
Made 12 or more field goals:	South Carolina: Jermaine Couisnard (12) vs. LSU (Feb. 19, 2022) in Columbia, S.C. Opponent: Emoni Bates (13), Eastern Michigan (Dec. 30, 2022), in Columbia, S.C.
Made 10 or more field goals:	South Carolina: Jermaine Couisnard (12), vs. LSU (Feb. 19, 2022) in Columbia, S.C. Opponent: Olivier Nkamhoua (10), No. 8/9 Tennessee (Jan. 7, 2023), in Columbia, S.C.
Attempted 20 or more field goals:	South Carolina: AJ Lawson (20), at Tennessee (Feb. 17, 2021), in Knoxville, Tenn. Opponent: Iverson Molinar (20), Mississippi State (March 10, 2022) in Tampa, Fla.
Attempted 25 or more field goals:	South Carolina: Sindarius Thornwell (25), vs. Alabama (Feb. 7, 2017) in Columbia, S.C. Opponent: Emoni Bates (25), Eastern Michigan (Dec. 30, 2022), in Columbia, S.C.
Dished 10 or more assists:	South Carolina: Jermaine Couisnard (10), vs. Miss. State (March 3, 2020) in Columbia, S.C. Opponent: Kennedy Chandler (10), No. 22/20 Tennessee (Feb. 5, 2022) in Columbia, S.C.
Swiped 5 or more steals:	South Carolina: Erik Stevenson (6), vs. Princeton (Nov. 12, 2021) in Asheville, N.C. Opponent: J.D. Notae (5), Arkansas (March 2, 2021) in Columbia, S.C.
Blocked 5 or more shots:	South Carolina: Maik Kotsar (6), vs. North Greenville (Dec. 31, 2018) in Columbia, S.C. Opponent: Liam Robbins (6), Vanderbilt (Jan. 3, 2023), in Nashville, Tenn.
Made 5 or more 3-point field goals:	South Carolina: Meechie Johnson (6), at Kentucky (Jan. 10, 2023), in Lexington, Ky. Opponent: Matthew Murrell (5), Ole Miss (Jan. 17, 2023), in Columbia, S.C.
Attempted 8 or more 3-point field goals:	South Carolina: Gregory "GG" Jackson II (8), vs. Ole Miss (Jan. 17, 2023), in Columbia, S.C. Opponent: Matthew Murrell (11), Ole Miss (Jan. 17, 2023), in Columbia, S.C.
Made 10 or more free throws:	South Carolina: AJ Lawson (12), vs. Cleveland State (Nov. 15, 2019) in Columbia, S.C. Opponent: Liam Robbins (10), Vanderbilt (Jan. 3, 2023), in Nashville, Tenn.
Attempted 15 or more free throws:	South Carolina: Chris Silva (16), vs. Georgia (March 9, 2019) in Columbia, S.C. Opponent: Liam Robbins (15), Vanderbilt (Jan. 3, 2023), in Nashville, Tenn.
Played all 40 minutes of regulation:	South Carolina: AJ Lawson, at LSU (Jan. 16, 2021) in Baton Rouge, La. Opponent: Oscar Tshiebwe & Sahvir Wheeler, Kentucky (Jan. 10, 2023), in Lexington, Ky.
A player hit a last-second shot (within 3 seconds) to win a game:	South Carolina: Chico Carter Jr. (10-foot transition jumper), vs. Clemson, (Nov. 11, 2022), in Columbia, S.C. Opponent: JJ Frazier (Free Throws), Georgia (March 11, 2016) in Nashville, Tenn.
A player had a double-double:	South Carolina: Gregory "GG" Jackson II (12 points, 16 rebounds), vs. Western Kentucky (Dec. 22, 2022), in Columbia, S.C. Opponent: Jayveous McKinnis (14 points, 10 rebounds), Ole Miss (Jan. 17, 2023), in Columbia, S.C.
Two or more players had a double-double:	South Carolina: Maik Kotsar (19 points, 10 rebounds) & Keyshawn Bryant (16 points, 10 rebounds), vs. Georgia (Feb. 26, 2020) in Columbia, S.C. Opponent: Nicolas Claxton (13 points, 10 rebounds) & Derek Ogbeide (11 points, 10 rebounds), Georgia (March 9, 2019) in Columbia, S.C..
A player had a triple-double:	South Carolina: Sam Muldrow (16 points, 14 rebounds, 10 blocks) vs. Vanderbilt (Jan. 8, 2011) in Columbia, S.C. Opponent: Daniel Hackett (Southern California - 22 points, 10 rebounds, 10 assists) (Nov. 17, 2007) in Columbia, S.C. *** Only second triple-double in South Carolina history (Chuck Eidson (25 points, 10 rebounds, 10 assists) vs. SC State (Nov. 29, 2002) in Columbia, S.C..
Scored 30 or more points in back-to-back games:	South Carolina: Devan Downey, 30 vs. Kentucky (Jan. 26, 2010) in Columbia, S.C. 33 vs. Georgia (Jan. 30, 2010) in Columbia, S.C.
Scored 25 or more points in back-to-back games:	South Carolina: AJ Lawson, 25 vs. Florida A&M (Jan. 2, 2021) 30 vs. Texas A&M (Jan. 6, 2021)

### A TEAM ...

Scored 100 or more points:	South Carolina: 105 vs. Army (Dec. 22, 2021) in Columbia, S.C. Opponent: 101, Arkansas (March 2, 2021) in Columbia, S.C.
Scored 50 points or less:	South Carolina: 42, vs. No. 8/9 Tennessee (Jan. 7, 2023), in Columbia, S.C. Opponent: 32, Wyoming (Nov. 10, 2019) in Columbia, S.C.
Scored 50 points in a half:	South Carolina: 61 (1st half), vs. Army (Dec. 22, 2021) in Columbia, S.C. Opponent: 50 (1st half), Texas A&M (Jan. 14, 2023), in Columbia, S.C.
Failed to score 25 points in a half:	South Carolina: 20 (1st half), vs. Ole Miss (Jan. 17, 2023), in Columbia, S.C. Opponent: 24 (2nd half), Presbyterian (Dec. 11, 2022), in Columbia, S.C.

<b>Collected 50 or more rebounds:</b>	South Carolina: 51, vs. Western Kentucky (Dec. 22, 2022), in Columbia, S.C. Opponent: 51, Clemson (Dec. 18, 2021) in Clemson, S.C.
<b>Shot 60% or better from the field:</b>	South Carolina: 60.0% (39-65), vs. High Point (March 15, 2016) in Columbia, S.C. Opponent: 69.6% (32-46) Missouri (Feb. 28, 2013) in Columbia, S.C.
<b>Shot 50% or better from the field:</b>	South Carolina: 51.0% (26-51), vs. LSU (Feb. 19, 2022) in Columbia, S.C. Opponent: 54.8% (34-62), Texas A&M (Jan. 14, 2023), in Columbia, S.C.
<b>Shot less than 30% from the field:</b>	South Carolina: 25.0% (12-48), vs. No. 8/9 Tennessee (Jan. 7, 2023), in Columbia, S.C. Opponent: 27.3% (15-55), Texas A&M (Feb. 8, 2020) in Columbia, S.C.
<b>Shot 50% or better from 3-point range (at least 10 attempts):</b>	South Carolina: 55.0% (11-20), at Kentucky (Jan. 10, 2023), in Lexington, Ky. Opponent: 51.9% (14-27), No. 22/20 Tennessee, (Feb. 5, 2022), in Columbia, S.C.
<b>Shot 20% or less from 3-point range (at least 10 attempts):</b>	South Carolina: 15.4% (4-26), No. 8/9 Tennessee (Jan. 7, 2023), in Columbia, S.C. Opponent: 13.6% (3-22), Western Kentucky (Dec. 22, 2022), in Columbia, S.C.
<b>Dished 20 or more assists:</b>	South Carolina: 21, at Georgia (Feb. 14, 2022) in Athens, Ga. Opponent: 21, George Washington (Nov. 30, 2022), in Washington, D.C.
<b>Made 35 or more shots:</b>	South Carolina: 45, vs. Allen (Dec. 14, 2021) in Columbia, S.C. Opponent: 35, No. 8/9 Tennessee (Jan. 7, 2023), in Columbia, S.C.
<b>Attempted 80 or more shots:</b>	South Carolina: 82, vs. No. 5/4 Kentucky, (Feb. 8, 2022) in Columbia, S.C. Opponent: 83, LSU (Feb. 10, 1996) in Columbia, S.C.
<b>Attempted 70 or more shots:</b>	South Carolina: 72, at Vanderbilt (Jan. 3, 2023), in Nashville, Tenn. Opponent: 72, Army (Dec. 22, 2021) in Columbia, S.C.
<b>Made 10 or more 3-pointers:</b>	South Carolina: 10, at UAB (Dec. 14, 2022), in Birmingham, Ala. Opponent: 10, Ole Miss (Jan. 17, 2023), in Columbia, S.C.
<b>Did not make a 3-pointer:</b>	South Carolina: vs. USC Upstate (Nov. 6, 2018) in Columbia Opponent: Mississippi State (Feb. 23, 2022) in Columbia, S.C.
<b>Attempted 30 or more 3-pointers:</b>	South Carolina: 31, at Georgetown (Dec. 3, 2022), in Washington, D.C. Opponent: 35, Wofford (Nov. 23, 2021) in Columbia, S.C.
<b>Attempted 25 or more 3-pointers:</b>	South Carolina: 26, vs. No. 8/9 Tennessee (Jan. 7, 2023), in Columbia, S.C. Opponent: 28, Eastern Michigan (Dec. 30, 2022), in Columbia, S.C.
<b>Made 30 or more free throws:</b>	South Carolina: 35, vs. Alabama (Feb. 7, 2017) in Columbia, S.C. Opponent: 34, Ole Miss (Feb. 13, 2021) in Columbia, S.C.
<b>Attempted 40 or more free throws:</b>	South Carolina: 50, vs. Alabama (Feb. 7, 2017) in Columbia, S.C. Opponent: 44, Ole Miss (Feb. 13, 2021) in Columbia, S.C.
<b>Swiped 15 or more steals:</b>	South Carolina: 15, at Georgia (Feb. 27, 2021) in Athens, Ga. Opponent: 17, Western Kentucky (Nov. 14, 2021) in Asheville, N.C.
<b>Blocked 12 or more shots:</b>	South Carolina: 12, vs. Coastal Carolina (Nov. 30, 2018) in Coulmbia, S.C. Opponent: 12, Florida (Feb. 3, 2021) in Gainesvllle, Fla.
<b>Blocked 8 or more shots:</b>	South Carolina: 8, vs. Army (Dec. 22, 2021) in Columbia, S.C. Opponent: 11, Florida (Jan. 15, 2022) in Columbia, S.C.
<b>Won by 30 or more points:</b>	South Carolina: 30, vs. Army (Dec. 22, 2021) in Columbia, S.C. Opponent: 41, Texas A&M (Jan. 14, 2023), in Columbia, S.C.
<b>Won by 20 or more points:</b>	South Carolina: 30, vs. Army (Dec. 22, 2021) in Columbia, S.C. Opponent: 24, George Washington (Nov. 30, 2022), in Washington, D.C.
<b>Played a single overtime game:</b>	Win: 74-71, at Georgetown (Dec. 3, 2022), in Washington, D.C. Loss: 84-79 at Vanderbilt (Jan. 3, 2023), in Nashville, Tenn.
<b>Played a double overtime game:</b>	Win: 87-85 vs. WKU (Nov. 27, 2010) in Bowling Green, Ky. Loss: 98-88 vs. Louisville (Feb. 20, 1988) in Columbia, S.C.
<b>South Carolina played a No. 1 Team in the country:</b>	Win: 68-62 vs. No. 1/1 Kentucky (Jan. 26, 2010) in Columbia, S.C. Loss: 85-73 loss to No. 1/1 Tennessee (Feb. 13, 2019) in Knoxville, Tenn.
<b>South Carolina played a top-5 opponent:</b>	Win: 68-62 vs. No. 1/1 Kentucky, (Jan. 26, 2010) in Columbia, S.C. Loss: 86-76 loss to No. 5/4 Kentucky, (Feb. 8, 2022) in Columbia, S.C.
<b>South Carolina played a top-10 opponent:</b>	Win: 81-78 win vs. No. 10/12 Kentucky (Jan. 15, 2020) in Columbia, S.C. Loss: 85-42 loss vs. No. 8/9 Tennessee (Jan. 7, 2023), in Columbia, S.C.
<b>South Carolina played a top-25 opponent:</b>	Win: 77-62 win at No. 22/23 Florida (Feb. 3, 2021) in Gainesville, Fla. Loss: 81-57 loss vs. No. 22/20 Tennessee (Feb. 5, 2022) in Columbia, S.C..
<b>South Carolina defeated a ranked opponent:</b>	Home: 81-78 win vs. No. 10/12 Kentucky (Jan. 15, 2020) in Columbia, S.C. Away: 77-62 win at Florida (Feb. 3, 2021) in Gainesvllle, Fla. Neutral: 77-70 vs. No. 20/17 Florida (March 26, 2017) in New York City SEC Home: 81-78 win vs. No. 10/12 Kentucky (Jan. 15, 2020) in Columbia, S.C. SEC Away: 77-72 win at No. 20/22 Florida (Jan. 24, 2018) in Gainesville, Fla. Non-conference away: 70-59 win at No. 9/7 Virginia (Dec. 22, 2019) in Charlottesville, Va.
<b>South Carolina defeated a top-10 opponent:</b>	Home: 81-78 win vs. No. 10/12 Kentucky (Jan. 15, 2020) in Columbia, S.C. Away: 70-59 win at No. 9/7 Virginia (Dec. 22, 2019) in Charlottesville, Va. Neutral: 88-81 win vs. No. 7/7 Duke (March 19, 2017) in Greenville, S.C.
<b>A South Carolina win opened the season:</b>	Home: 80-77 win vs. SC State (Nov. 8, 2022), in Columbia, S.C. Away: 73-52 win at Wofford (Nov. 10, 2017) in Spartanburg, S.C. Neutral: 74-61 win vs. Chaminade (Nov. 19, 2001) in Maui, Hawaii (Maui Invite)
<b>South Carolina opened SEC play:</b>	Home: 85-42 loss vs. No. 8/9 Tennessee (Jan. 7, 2023), in Columbia, S.C. Away: 84-79 OT loss at Vanderbilt (Jan. 3, 2023), in Nashville, Tenn.

# 21 | JA'VON BENSON JUH-Von

Jr. • Forward • 6-7 • 253 • Columbia, S.C. // Ridge View

## CAREER HIGHS


### Single Game Highs

Statistic	Value
Points	8 vs Allen 12/14/21
Rebounds	8 vs USC Upstate 11/09/21
Assists	2 vs Florida A&M 01/02/21
Steals	1 at Clemson 12/18/21, vs Tennessee 02/05/22
Blocks	2 vs Army West Point 12/22/21
FG Made	3 vs Allen 12/14/21, at Clemson 12/18/21
FG Attempts	6 vs Allen 12/14/21, at Clemson 12/18/21
3FG Made	1 vs Florida A&M 01/02/21, at George Washington 11/30/22
3FG Attempts	2 4 times
FT Made	2 vs Allen 12/14/21
FT Attempts	4 vs Florida A&M 01/02/21, vs Allen 12/14/21

## SUPERLATIVES

	'22-23	Career
Double-figure scoring	-	-
Double-figure rebounding	-	-
Double-double	-	-
2+ blocks	-	1
Team high scoring	-	-
Team high rebounding	-	1
Team high blocks	-	1
Team high assists	-	1
Team high steals	-	1

includes led, or shared team high



**INSTAGRAM:** jbreeezzy

**TWITTER:** @jbreezzzy

## 2022-23 GAME-BY-GAME

Opponent	Date	GS	MIN	Total		3-Pointers		Free throws		Rebounds			PF	A	TO	BLK	STL	PTS	AVG
				FG-FGA	PCT	3FG-3FGA	PCT	FT-FTA	PCT	OFF	DEF	TOT							
vs Colorado St.	11/17/2022		04:43	0-4	.000	0-2	.000	0-0	.000	0	2	2	2.0	1	0	0	0	0	0.0
at George Washington	11/30/2022		04:34	1-2	.500	1-2	.500	0-0	.000	0	1	1	1.5	0	0	0	0	3	1.5
Tennessee	01/07/2023		02:06	0-0	.000	0-0	.000	0-0	.000	0	0	0	1.0	0	0	0	0	0	1.0
Texas A&M	01/14/2023		01:57	0-0	.000	0-0	.000	0-0	.000	0	0	0	0.8	0	0	0	0	0	0.8
Totals		0	13:20	1-6	.167	1-4	.250	0-0	.000	0	3	3	0.8	1	0	0	0	3	0.8

### Player Averages

Games Played	Minutes/ game	Points/ game	FG Pct	3FG Pct	FT Pct	Rebounds/ game	Assists/ game	Turnovers/ game	Assist/Turnover ratio	Steals/ game	Blocks/ game
4	3.3	0.8	16.7	25.0	0.0	0.8	0.0	0.0	0.0	0.0	0.0

## PLAYER BIO

### 2022-23

- Saw first action of the season vs. Colorado State (Nov. 17)

### 2021-22

- Played in six games, averaging 3.3 points and 4.2 rebounds per contest
- Had six points and five rebounds in season-high 17 minutes at Clemson (Dec. 18)
- Scored career-high eight points vs. Allen (Dec. 14) ; went 3-for-6 from the floor
- Pulled down a career-high eight rebounds in season-opening win vs. USC Upstate (Nov. 9)

## CAREER HIGHLIGHTS

- > Saw action in three games during rookie season (2020-21)
- > Helped high school team post back-to-back state championships during junior and senior seasons
- > Averaged 17.5 points and 11.2 rebounds per game as a senior en route to Class 4A Player of the Year honors

## PERSONAL

- > Son of James Benson and Rennè Outen-Pinckney
- > Has four brothers, Kwali, Michael, Miles and Mali, and a sister, La'La
- > Credits LeBron James as his inspiration in his basketball career
- > His advice to young people is to "be yourself and be you!"
- > After basketball, would like to be a coach
- > Began playing basketball at the age of five
- > Chose South Carolina because "they believed in my academic and athletic abilities"
- > Major is undecided

## CAREER STATS

				Field Goals		3-Point		F-Throws		Rebounds									Scoring	
SEASON	TEAM	GP-GS	MIN/AVG	FG-FGA	FG%	3FG-3FGA	3FG%	FT-FTA	FT%	OFF	DEF	TOT	AVG	PF-FO	A	TO	BLK	STL	PTS	AVG
2020-21	USC	3-0	23/7.7	2-7	.286	1-3	.333	1-4	.250	3	3	6	2.0	1-0	2	0	1	0	6	2.0
2021-22	USC	6-0	57/9.6	9-22	.409	0-4	.000	2-6	.333	7	18	25	4.2	10-0	2	8	5	2	20	3.3
2022-23	USC	4-0	13/3.3	1-6	.167	1-4	.250	0-0	.000	0	3	3	0.8	1-0	0	0	0	0	3	0.8
TOTAL		13-0	94/7.2	12-35	.343	2-11	.182	3-10	.300	10	24	34	2.6	12-0	4	8	6	2	29	2.2



31

# BENJAMIN BOSMANS-VERDONK

BOSE-mans-ver-DONK

RJR • Forward • 6-9 • 250 • Lommel, Belgium // Illinois // KA Pegasus

## CAREER HIGHS

### Single Game Highs

Statistic	Value
Points	8 vs Arkansas St. 11/12/21, vs Michigan St. 01/25/22, vs USC Upstate 11/25/22
Rebounds	10 vs Jackson St. 11/09/21, vs Arkansas St. 11/12/21
Assists	6 vs UTRGV 11/26/21
Steals	2 vs Hampton 11/23/19, vs Purdue 01/17/22, vs USC Upstate 11/25/22
Blocks	2 vs The Citadel 11/20/19
FG Made	4 vs Michigan St. 01/25/22, vs USC Upstate 11/25/22
FG Attempts	7 vs Michigan St. 01/25/22, vs USC Upstate 11/25/22
3FG Attempts	1 vs Nicholls 11/05/19, vs The Citadel 11/20/19
FT Made	4 vs Ole Miss 01/17/23, vs Furman 11/20/22
FT Attempts	6 vs Ole Miss 01/17/23

## SUPERLATIVES

	'22-23	Career
Double-figure scoring	-	-
Double-figure rebounding	-	2
Double-double	-	-
5+ assists	-	1
2+ blocks	-	1
Team high scoring	-	-
Team high rebounding	1	1*
Team high blocks	2	2*
Team high assists	1	1*

includes led, or shared team high

\*at Carolina only


**INSTAGRAM:** bosmansverdonk

**TWITTER:** @BosmansVerdonk

## 2022-23 GAME-BY-GAME

Opponent	Date	GS	MIN	Total FG-FGA	PCT	3-Pointers 3FG-3FGA	PCT	Free throws FT-FTA	PCT	Rebounds DEF TOT AVG	PF	A	TO	BLK	STL	PTS	AVG				
Clemson	11/11/2022	*	15:28	1-1	1.000	0-0	.000	0-0	.000	1	3	4	4	2	7	0	2	2.0			
vs Colorado St.	11/17/2022	*	20:49	1-3	.333	0-0	.000	0-0	.000	2	1	3	5	4	2	1	0	2	2.0		
vs Davidson	11/18/2022	*	23:51	1-5	.200	0-0	.000	1-2	.500	2	4	6	4	3	2	1	0	1	3	2.3	
vs Furman	11/20/2022	*	19:24	0-0	.000	0-0	.000	4-5	.800	2	2	4	4	3	0	1	1	0	4	2.8	
USC Upstate	11/25/2022	*	29:52	4-7	.571	0-0	.000	0-0	.000	3	4	7	4	8	2	4	2	1	2	8	3.8
at George Washington	11/30/2022	*	19:38	1-6	.167	0-0	.000	1-4	.250	5	1	6	5	0	0	2	1	0	1	3	3.7
at Georgetown	12/03/2022	*	19:20	2-4	.500	0-0	.000	0-1	.000	5	1	6	5	1	4	2	2	0	0	4	3.7
Presbyterian	12/11/2022	*	08:52	2-4	.500	0-0	.000	0-0	.000	2	0	2	4	8	3	0	3	1	1	4	3.8
at UAB	12/14/2022	*	23:19	2-5	.400	0-0	.000	1-1	1.000	3	2	5	4	8	1	2	0	0	1	5	3.9
vs East Carolina	12/17/2022	*	15:53	2-3	.667	0-0	.000	2-3	.667	2	1	3	4	6	1	0	1	0	1	6	4.1
Western Ky.	12/22/2022	*	12:13	2-3	.667	0-0	.000	0-0	.000	4	1	5	4	6	4	0	1	0	0	4	4.1
Eastern Mich.	12/30/2022	*	14:23	0-0	.000	0-0	.000	0-1	.000	1	1	2	4	4	2	2	3	1	0	0	3.8
at Vanderbilt	01/03/2023	*	20:33	0-2	.000	0-0	.000	2-2	1.000	4	0	4	4	4	5	1	2	0	0	2	3.6
Tennessee	01/07/2023	*	14:37	0-1	.000	0-0	.000	0-0	.000	1	1	2	4	2	3	0	0	0	0	0	3.4
at Kentucky	01/10/2023	*	12:04	0-0	.000	0-0	.000	0-0	.000	0	0	0	3	9	3	2	0	0	0	0	3.1
Texas A&M	01/14/2023	*	13:44	0-1	.000	0-0	.000	0-0	.000	0	1	1	3	8	2	1	2	0	0	0	2.9
Ole Miss	01/17/2023	*	13:06	0-0	.000	0-0	.000	4-6	.667	0	1	1	3	6	1	1	3	0	1	4	3.0
Totals		14	297:07	18-45	.400	0-0	.000	15-25	.600	37	24	61	3.6	42	24	30	3	8	51	3.0	

### Player Averages

Games Played	Minutes/game	Points/game	FG Pct	3FG Pct	FT Pct	Rebounds/game	Assists/game	Turnovers/game	Assist/Turnover ratio	Steals/game	Blocks/game
17	17.5	3.0	40.0	0.0	60.0	3.6	1.4	1.8	0.8	0.5	0.2

## PLAYER BIO

### 2022-23

- Had four points, six rebounds and two assists in just 19 minutes of action in a comeback, road win at Georgetown (Dec. 3)
- Matched career high with eight points, adding seven rebounds and a team-high four assists in victory over USC Upstate (Nov. 25) ; also had pair of steals and a block ; led the team with a +/- of 22 in his 30 minutes on the floor
- Pulled down season-high six rebounds vs. Davidson (Nov. 18)
- Made Gamecock debut in 60-58 win vs. Clemson (Nov. 11)

### PRE-SOUTH CAROLINA

- Saw limited action in 41 games with two starts in three seasons at Illinois (2019-22)
- Played in a career-high 24 games for the Illini in 2021-22, averaging 1.6 points and 2.1 rebounds in 7.8 minutes per contest
- Shot 47.2 percent (17-for-36) from the floor in redshirt sophomore season at Illinois
- Was on pair of NCAA Tournament teams (2021, 2022) and a member of the 2021 Big Ten Tournament Champions and 2022 Big Ten Regular Season Co-Champions
- Scored career high eight points twice: vs. Arkansas State (11/12/21) and vs. Michigan State (1/25/22)
- Pulled down career-high 10 rebounds in back-to-back games to open the 2021-22 season vs. Jackson State (11/9/21) and Arkansas State (11/12/21)
- Dished out a career-high six assists vs. Texas-Rio Grande Valley (11/26/21)

### PERSONAL

- Son of Rony Verdonk and Luana Bosmans
- Has a younger brother, Mauro
- Played handball, soccer and swam competitively growing up
- List playing the piano as one of his hobbies
- Graduated from Illinois in three years with a degree in psychology
- Currently enrolled in the University of South Carolina School of Law

## CAREER STATS

				Field Goals		3-Point		F-Throws		Rebounds				Scoring						
SEASON	TEAM	GP-GS	MIN/AVG	FG-FGA	FG%	3FG-3FGA	3FG%	FT-FTA	FT%	OFF	DEF	TOT	AVG	PF-FO	A	TO	BLK	STL	PTS	AVG
2019-20	Illini	9-0	57/6.3	4-11	.364	0-2	.000	3-4	.750	6	4	10	1.1	6-0	6	5	2	3	11	1.2
2020-21	Illini	8-0	18/2.2	1-3	.333	0-0	.000	0-0	.000	1	2	3	0.4	0-0	0	1	0	0	2	0.3
2021-22	Illini	24-2	186/7.8	17-36	.472	0-0	.000	5-17	.294	25	26	51	2.1	33-0	15	5	0	7	39	1.6
2022-23	USC	17-14	297/17.5	18-45	.400	0-0	.000	15-25	.600	37	24	61	3.6	42-1	24	30	3	8	51	3.0
<b>TOTAL FOR USC</b>		<b>17-14</b>	<b>297/17.5</b>	<b>18-45</b>	<b>.400</b>	<b>0-0</b>	<b>.000</b>	<b>15-25</b>	<b>.600</b>	<b>37</b>	<b>24</b>	<b>61</b>	<b>3.6</b>	<b>42-1</b>	<b>24</b>	<b>30</b>	<b>3</b>	<b>8</b>	<b>51</b>	<b>3.0</b>
<b>TOTAL</b>		<b>58-16</b>	<b>558/9.6</b>	<b>40-95</b>	<b>.421</b>	<b>0-2</b>	<b>.000</b>	<b>23-46</b>	<b>.500</b>	<b>69</b>	<b>56</b>	<b>125</b>	<b>2.2</b>	<b>81-1</b>	<b>45</b>	<b>41</b>	<b>5</b>	<b>18</b>	<b>103</b>	<b>1.8</b>

# 10 HAYDEN BROWN

Gr. • Forward • 6-5 • 234 • Greer, S.C. // The Citadel // Byrnes HS (Duncan, S.C.)

## CAREER HIGHS

### Single Game Highs

Statistic	Value
Points	37
Rebounds	21
Assists	7
Steals	4
Blocks	3
FG Made	13
FG Attempts	26
3FG Made	7
3FG Attempts	10
FT Made	11
FT Attempts	14

## SUPERLATIVES

	'22-23	Career
Double-figure scoring	10	75
Double-figure rebounding	-	29
Double-double	-	28
2+ blocks	1	5
2+ steals	3	3*
Team high scoring	2	2*
Team high rebounding	2	2
Team high blocks	3	3
Team high steals	8	8*

includes led, or shared team high ; \*at Carolina only



**INSTAGRAM:** haybrochill

**TWITTER:** @haybrochill

## 2022-23 GAME-BY-GAME

Opponent	Date	GS	MIN	Total		3-Pointers		Free throws		Rebounds			PF	A	TO	BLK	STL	PTS	AVG		
				FG-FA	PCT	3FG-3FGA	PCT	FT-FTA	PCT	OFF	DEF	TOT								AVG	
South Carolina St.	11/08/2022	*	26:44	6-10	.600	0-1	.000	9-12	.750	1	4	5	5.0	4	0	0	1	1	21	21.0	
Clemson	11/11/2022	*	27:22	3-12	.250	2-6	.333	1-2	.500	3	3	6	5.5	4	1	3	0	1	9	15.0	
vs Colorado St.	11/17/2022	*	17:45	2-5	.400	1-3	.333	0-0	.000	0	6	6	5.7	4	1	2	1	0	5	11.7	
vs Davidson	11/18/2022	*	31:42	3-14	.214	0-5	.000	4-4	1.000	1	3	4	5.3	3	0	4	3	2	10	11.3	
vs Furman	11/20/2022	*	34:04	2-5	.400	1-4	.250	0-2	.000	1	4	5	5.2	3	1	4	1	1	5	10.0	
USC Upstate	11/25/2022	*	30:20	6-9	.667	0-1	.000	3-3	1.000	3	6	9	5.8	5	2	1	0	2	15	10.8	
at George Washington	11/30/2022	*	28:27	4-8	.500	0-1	.000	0-0	.000	0	5	5	5.7	1	1	5	1	1	8	10.4	
at Georgetown	12/03/2022	*	36:23	6-10	.600	3-5	.600	1-2	.500	2	6	8	6.0	5	1	1	0	0	16	11.1	
Presbyterian	12/11/2022	*	35:18	6-11	.545	2-4	.500	0-0	.000	0	3	3	5.7	1	3	1	0	0	14	11.4	
at UAB	12/14/2022	*	36:24	5-12	.417	1-5	.200	2-4	.500	0	4	4	5.5	3	1	1	0	0	13	11.6	
vs East Carolina	12/17/2022	*	38:52	6-11	.545	0-3	.000	3-3	1.000	2	3	5	5.5	2	0	3	0	0	15	11.9	
Western Ky.	12/22/2022	*	33:08	3-14	.214	0-6	.000	5-9	.556	4	1	5	5.4	4	1	3	0	1	11	11.8	
Eastern Mich.	12/30/2022	*	32:45	1-5	.200	0-2	.000	6-10	.600	1	5	6	5.5	2	2	0	1	1	8	11.5	
at Vanderbilt	01/03/2023	*	32:36	5-14	.357	2-6	.333	0-0	.000	0	4	4	5.4	5	1	1	1	1	12	11.6	
Tennessee	01/07/2023	*	19:53	2-3	.667	0-1	.000	2-2	1.000	0	2	2	5.1	4	1	1	1	2	6	11.2	
at Kentucky	01/10/2023	*	26:36	5-14	.357	1-5	.200	0-0	.000	3	2	5	5.1	5	1	2	0	1	11	11.2	
Ole Miss	01/17/2023	*	20:50	4-7	.571	0-2	.000	1-2	.500	0	2	2	4.9	5	1	1	0	1	9	11.1	
Totals			17	509:09	69-164	.421	13-60	.217	37-55	.673	21	63	84	4.9	60	18	33	10	15	188	11.1

### Player Averages

Games Played	Minutes/game	Points/game	FG Pct	3FG Pct	FT Pct	Rebounds/game	Assists/game	Turnovers/game	Assist/Turnover ratio	Steals/game	Blocks/game
17	29.9	11.1	42.1	21.7	67.3	4.9	1.1	1.9	0.5	0.9	0.6

## PLAYER BIO

### 2022-23

- Missed first game of season with deep thigh bruise vs. A&M (Jan. 14)
- Had 16 points and pulled down eight rebounds in comeback road win at Georgetown (Dec. 3)
- Scored 15 points and led team with nine rebounds in victory vs. USC Upstate (Nov. 25)
- Had 10 points, four rebounds and a career-high three blocks vs. Davidson (Nov. 18)
- Shined in Gamecock debut with game-high 21 points in an 80-77 win over SC State (Nov. 8)

### PRE-SOUTH CAROLINA

- In 111 career games at The Citadel (2017-2022), averaged 12.6 points, 6.7 rebounds and 1.7 assists while shooting 50.1 percent (516-of-1030) from the floor
- Scored 1,402 career points for The Citadel over five seasons, which is the seventh-most in program history
- Became the second player in The Citadel's program history to score 1,400 points and collect 700 rebounds
- Two-time First Team All-Southern Conference selection (2021, 2022)
- Nearly averaged a double-double during the 2021-22 season, averaging 18.8 points and 9.5 rebounds per game
- Averaged a double-double in 2020-21 with 18.8 points and 10.5 rebounds per game
- Scored 20 or more points in 24 career games, including 30 points or more on four different occasions
- Notched 28 career double-doubles for The Citadel, which is a program record
- Grabbed 10 or more rebounds 29 times over the course of five seasons
- Scored 20 points or more and grabbed 10 or more rebounds 13 times at The Citadel
- A standout off the court in the classroom, Brown made the Dean's List five times at The Citadel and was a three-time SoCon Honor Roll selection

### PERSONAL

- Son of Jeff and Jackie
- Has a brother, Janson, who played lacrosse at Lincoln Memorial University
- Earned a degree in business administration from The Citadel

## CAREER STATS

SEASON	TEAM	GP-GS	MIN/AVG	Field Goals		3-Point		F-Throws		Rebounds				Scoring			
				FG-FGA	FG%	3FG-3FGA	3FG%	FT-FTA	FT%	OFF	DEF	TOT	AVG	PF-FO	A	TO	BLK
2017-18	Cit	29-9	390/13.4	56-130	.431	12-43	.279	26-37	.703	22	57	79	2.7	55-3	26	31	6
2018-19	Cit	22-13	437/19.9	63-128	.492	15-52	.288	17-22	.773	46	65	111	5.0	68-4	19	28	8
2019-20	Cit	6-5	112/18.7	31-57	.544	8-19	.421	10-14	.714	4	16	20	3.3	13-0	7	16	2
2020-21	Cit	24-24	755/31.5	159-313	.508	26-91	.286	107-152	.704	55	197	252	10.5	67-3	67	60	9
2021-22	Cit	30-30	964/32.1	207-402	.515	33-116	.284	116-185	.627	67	219	286	9.5	74-3	68	68	5
2022-23	USC	17-17	509/29.9	69-164	.421	13-60	.217	37-55	.673	21	63	84	4.9	60-5	18	33	10
<b>TOTAL FOR USC</b>		<b>17-17</b>	<b>509/29.9</b>	<b>69-164</b>	<b>.421</b>	<b>13-60</b>	<b>.217</b>	<b>37-55</b>	<b>.673</b>	<b>21</b>	<b>63</b>	<b>84</b>	<b>4.9</b>	<b>60-5</b>	<b>18</b>	<b>33</b>	<b>10</b>
<b>TOTAL</b>		<b>128-98</b>	<b>3168/24.7</b>	<b>585-1194</b>	<b>.490</b>	<b>107-381</b>	<b>.281</b>	<b>313-465</b>	<b>.673</b>	<b>215</b>	<b>617</b>	<b>832</b>	<b>6.5</b>	<b>337-18</b>	<b>205</b>	<b>236</b>	<b>40</b>

# 2 CHICO CARTER JR.

Sr. • Guard • 6-3 • 192 • Columbia, S.C. // Murray State // Cardinal Newman School (Columbia, S.C.)

## CAREER HIGHS

### Single Game Highs

Statistic	Value
Points	27 at Tennessee Tech 02/27/21
Rebounds	6 at Vanderbilt 01/03/23
Assists	9 vs Brescia 11/16/19
Steals	3 4 times
Blocks	1 9 times
FG Made	9 5 times
FG Attempts	18 at Tennessee Tech 02/27/21
3FG Made	6 vs Davidson 11/18/22
3FG Attempts	8 at Georgetown 12/03/22, vs Davidson 11/18/22
FT Made	9 at Clemson 12/18/21
FT Attempts	10 at Clemson 12/18/21

## SUPERLATIVES

	'22-23	Career
Double-figure scoring	8	36
Double-figure rebounding	-	-
Double-double	-	-
3+ assists	5	24
2+ steals	4	22
Team high scoring	4	16
Team high rebounding	-	-
Team high assists	2	2
Team high steals	8	8*

includes led, or shared team high

\* indicates at South Carolina



INSTAGRAM: chicocarterjr

TWITTER: @ccarterjr3

## 2022-23 GAME-BY-GAME

Opponent	Date	GS	MIN	Total FG-FGA	PCT	3FG-3FGA	PCT	Free throws FT-FTA	PCT	Rebounds OFF DEF TOT	AVG	PF	A	TO	BLK	STL	PTS	AVG
South Carolina St.	11/08/2022	*	37:40	2-11	.182	0-4	.000	1-3	.333	0 0 0	0.0	2	3	0	0	1	5	5.0
Clemson	11/11/2022	*	30:57	6-9	.667	4-6	.667	0-0	.000	0 1 1	0.5	0	3	3	0	2	16	10.5
vs Colorado St.	11/17/2022	*	28:33	2-9	.222	1-4	.250	0-0	.000	0 2 2	1.0	1	1	3	0	0	5	8.7
vs Davidson	11/18/2022	*	39:04	9-14	.643	6-8	.750	2-3	.667	0 4 4	1.8	2	2	2	0	0	26	13.0
vs Furman	11/20/2022	*	32:28	7-11	.636	3-4	.750	0-0	.000	0 2 2	1.8	1	2	2	0	0	17	13.8
at George Washington	11/30/2022	*	27:51	4-8	.500	3-4	.750	2-2	1.000	1 0 1	1.7	1	1	1	0	0	13	13.7
at Georgetown	12/03/2022	*	32:36	3-10	.300	1-8	.125	0-0	.000	1 2 3	1.9	1	3	3	0	0	7	12.7
Presbyterian	12/11/2022	*	36:28	2-4	.500	2-4	.500	0-0	.000	2 2 4	2.1	1	0	1	0	2	6	11.9
at UAB	12/14/2022	*	32:05	4-7	.571	4-4	1.000	1-2	.500	0 1 1	2.0	1	1	1	0	0	13	12.0
vs East Carolina	12/17/2022	*	21:51	2-7	.286	1-4	.250	0-1	.000	0 1 1	1.9	2	1	1	0	1	5	11.3
Western Ky.	12/22/2022	*	25:14	3-5	.600	1-2	.500	1-2	.500	0 1 1	1.8	4	3	0	0	0	8	11.0
Eastern Mich.	12/30/2022	*	28:53	6-7	.857	2-3	.667	1-2	.500	1 0 1	1.8	1	1	0	0	2	15	11.3
at Vanderbilt	01/03/2023	*	36:13	9-14	.643	4-6	.667	2-4	.500	3 3 6	2.1	2	4	0	0	0	24	12.3
Tennessee	01/07/2023	*	31:20	1-5	.200	1-5	.200	2-2	1.000	0 3 3	2.1	1	1	4	1	2	5	11.8
at Kentucky	01/10/2023	*	31:48	1-4	.250	1-2	.500	0-0	.000	0 1 1	2.1	1	0	1	0	0	3	11.2
Texas A&M	01/14/2023	*	30:49	4-9	.444	0-2	.000	0-0	.000	0 0 0	1.9	2	2	2	0	1	8	11.0
Ole Miss	01/17/2023	*	37:06	5-10	.500	2-4	.500	0-0	.000	1 3 4	2.1	5	2	2	0	1	12	11.1
<b>Totals</b>		<b>17</b>	<b>540:56</b>	<b>70-144</b>	<b>.486</b>	<b>36-74</b>	<b>.486</b>	<b>12-21</b>	<b>.571</b>	<b>9 26 35</b>	<b>2.1</b>	<b>28 30 26</b>	<b>1 12 188</b>	<b>11.1</b>				

### Player Averages

Games Played	Minutes/game	Points/game	FG Pct	3FG Pct	FT Pct	Rebounds/game	Assists/game	Turnovers/game	Assist/Turnover ratio	Steals/game	Blocks/game
17	31.8	11.1	48.6	48.6	57.1	2.1	1.8	1.5	1.2	0.7	0.1

## PLAYER BIO

### 2022-23

- Missed Upstate game (Nov. 25) with ankle injury
- Went 7-of-11 and 3-for-4 from distance, scoring 17 points vs. Furman (Nov. 20) in the team's final game of the Charleston Classic
- Had season-high 26 points vs. Davidson (Nov. 18), with six makes on eight attempts from behind the arc (both career highs)
- Hit game-winning bucket with 0.9 seconds left to knockoff in-state rival Clemson (Nov. 11), 60-58; had game-high 16 points and was 4-of-6 from 3

### 2021-22

- Saw action in 24 games, making his lone start in a 105-75 rout of Army (Dec. 22); was 7-of-13 from the field and had 20 points
- Averaged 4.2 points per game in limited minutes
- Scored season-high 21 points at Clemson (Dec. 18); went 9-of-10 at the free throw line (both career highs) in the game
- Had one double figure outing in SEC play, scoring 12 points vs. Florida (Jan. 15) on 5-of-9 shooting

### PRE-SOUTH CAROLINA

- Earned two letters at Murray State, averaging 9.7 points, 1.6 rebounds and 2.1 assists in 21.3 minutes per game (48 games played)
- As a sophomore for the Racers, started the final nine games of the season, averaging 16.9 points during the stretch, hitting 51.8 percent (57-110) of his attempts from the field
- As a freshman, saw action in 22 games, averaging 6.3 points per game with 51 assists on the year
- Played high school basketball at Cardinal Newman School where he left the school's all-time leading scorer (1,868 points)
- Averaged 24.5 points, 5.6 rebounds and 4.0 assists per game as a senior when he helped Cardinal Newman to the state title

### PERSONAL

- Son of Chico Sr. and Kitty Carter
- Has a sister, Cierra
- Both parents played basketball at Morris College, and his sister played basketball at Furman University
- Cierra had a standout career on the court for Furman (2015-18), earning several postseason accolades
- After basketball, he would like to coach, or own his own business
- Chose South Carolina because "I'm from Columbia, so when I got the opportunity to come back I couldn't pass it up. Coach Martin and I had a relationship coming out of high school, so that played a part in my coming to South Carolina as well."
- A sociology major

## CAREER STATS

				Field Goals		3-Point		F-Throws		Rebounds									Scoring	
SEASON	TEAM	GP-GS	MIN/AVG	FG-FGA	FG%	3FG-3FGA	3FG%	FT-FTA	FT%	OFF	DEF	TOT	AVG	PF-FO	A	TO	BLK	STL	PTS	AVG
2019-20	MUR	22-2	396/18.0	48-108	.444	13-34	.382	29-33	.879	3	31	34	1.5	39-0	51	34	3	13	138	6.3
2020-21	MUR	26-9	626/24.1	122-240	.508	46-104	.442	39-48	.813	3	41	44	1.7	36-0	50	52	3	29	329	12.7
2021-22	USC	24-1	228/9.5	35-86	.407	11-29	.379	19-23	.826	1	12	13	0.5	13-0	14	19	2	10	100	4.2
2022-23	USC	17-17	541/31.8	70-144	.486	36-74	.486	12-21	.571	9	26	35	2.1	28-1	30	26	1	12	188	11.1
TOTAL FOR USC		41-18	769/18.7	105-230	.457	47-103	.456	31-44	.705	10	38	48	1.2	41-1	44	45	3	22	288	7.0
TOTAL		89-29	1791/20.1	275-578	.476	106-241	.440	99-125	.792	16	110	126	1.4	116-1	145	131	9	64	755	8.5



# 44 FORD COOPER JR.

Sr. • Guard • 6-3 • 193 • Charlotte, N.C. // Missouri State // United Faith Christian Academy (Charlotte, N.C.)

## CAREER HIGHS

### Single Game Highs

Statistic	Value
Points	7 at Evansville 01/18/20
Rebounds	7 vs Valparaiso 01/23/20
Assists	5 at Drake 01/26/20
Steals	3 vs Bradley 01/15/20
Blocks	1 vs Murray St. 12/03/19
FG Made	2 vs Bradley 01/15/20, vs Saint Joseph's 11/22/19, vs Texas A&M 01/14/23
FG Attempts	5 5 times
3FG Made	2 vs Bradley 01/15/20, vs Saint Joseph's 11/22/19, vs Texas A&M 01/14/23
3FG Attempts	4 at UNI 01/29/20, vs Bradley 01/15/20, at George Washington 11/30/22
FT Made	5 at Evansville 01/18/20
FT Attempts	5 at Evansville 01/18/20

## SUPERLATIVES

	'22-23	Career
Double-figure scoring	-	-
Double-figure rebounding	-	-
Double-double	-	-
2+ assists	1	11
Team high scoring*	-	-
Team high rebounding*	-	-
Team high assists*	-	-
Team high steals*	1	1

includes led, or shared team high  
\* at South Carolina



**INSTAGRAM:** fordcooper1\_  
**TWITTER:** -

## 2022-23 GAME-BY-GAME

Opponent	Date	GS	MIN	Total FG-FGA	PCT	3-Pointers 3FG-3FGA	PCT	Free throws FT-FTA	PCT	Rebounds OFF DEF TOT AVG	PF	A	TO	BLK	STL	PTS	AVG
vs Colorado St.	11/17/2022		02:44	0-0	.000	0-0	.000	0-0	.000	0 1 1 1.0	0	0	0	0	0	0	0.0
vs Furman	11/20/2022		01:24	0-0	.000	0-0	.000	0-0	.000	0 0 0 0.5	0	0	0	0	0	0	0.0
USC Upstate	11/25/2022		28:20	1-5	.200	0-3	.000	2-2	1.000	1 1 2 1.0	1	0	0	0	0	4	1.3
at George Washington	11/30/2022		13:14	1-5	.200	1-4	.250	0-0	.000	0 2 2 1.3	2	1	0	0	0	3	1.8
at Georgetown	12/03/2022		16:04	0-1	.000	0-1	.000	0-0	.000	0 1 1 1.2	1	0	0	0	1	0	1.4
Presbyterian	12/11/2022		02:39	0-0	.000	0-0	.000	0-0	.000	0 0 0 1.0	1	0	0	0	0	0	1.2
at UAB	12/14/2022		07:03	0-0	.000	0-0	.000	0-0	.000	0 2 2 1.1	1	1	1	0	0	0	1.0
vs East Carolina	12/17/2022		01:09	0-0	.000	0-0	.000	0-0	.000	0 0 0 1.0	0	0	0	0	0	0	0.9
Western Ky.	12/22/2022		04:58	0-1	.000	0-1	.000	0-0	.000	0 0 0 0.9	1	0	0	0	0	0	0.8
Eastern Mich.	12/30/2022		03:25	0-1	.000	0-1	.000	0-0	.000	0 1 1 0.9	0	0	0	0	0	0	0.7
Tennessee	01/07/2023		09:29	0-3	.000	0-2	.000	0-0	.000	0 0 0 0.8	0	0	1	0	0	0	0.6
Texas A&M	01/14/2023		09:52	2-3	.667	2-3	.667	0-0	.000	1 0 1 0.8	2	0	1	0	0	6	1.1
Ole Miss	01/17/2023		00:13	0-0	.000	0-0	.000	0-0	.000	0 0 0 0.8	0	0	0	0	0	0	1.0
<b>Totals</b>		<b>0</b>	<b>100:35</b>	<b>4-19</b>	<b>.211</b>	<b>3-15</b>	<b>.200</b>	<b>2-2</b>	<b>1.000</b>	<b>2 8 10 0.8</b>	<b>9</b>	<b>2</b>	<b>3</b>	<b>0</b>	<b>1</b>	<b>13</b>	<b>1.0</b>

### Player Averages

Games Played	Minutes/game	Points/game	FG Pct	3FG Pct	FT Pct	Rebounds/game	Assists/game	Turnovers/game	Assist/Turnover ratio	Steals/game	Blocks/game
13	7.7	1.0	21.1	20.0	100.0	0.8	0.2	0.2	0.7	0.1	0.0

## PLAYER BIO

### 2022-23

- Hit two 3s and scored six points, his most as a Gamecock, vs. Texas A&M (Jan. 14)
- Had first career steal as a Gamecock at Georgetown (Dec. 3)
- Played career-high 28 minutes in a Gamecock uniform in comeback victory over USC Upstate (Nov. 25) ; had four points and pair of rebounds
- Made his first two appearances of the season at the Charleston Classic vs. Colorado State (Nov. 18) and Furman (Nov. 20)
- Has not played yet this season

### 2021-22

- Made season debut in blowout win vs. Allen (Dec. 14) ; scored first career points as a Gamecock knocking down a corner three ; also had two assists in seven minutes of action

### 2020-21

- Saw first action career action in Garnet & Black vs. Texas A&M (Jan. 6)

### PRE-SOUTH CAROLINA

- Spent freshman season at Missouri State where he played in 27 games with five starts
- His 2.9 assist-to-turnover ratio in MVC games ranked third in the league (20 assists, 7 turnovers) in 2019-20

### PERSONAL

- Son of Ruby and Ford Cooper Sr.
- Has two sisters, Riley and Elle
- His advice to young people is "never stop imagining"
- Credits Mexico as his favorite vacation destination, and his favorite dessert is cake
- An African American Studies major

## CAREER STATS

SEASON	TEAM	GP-GS	MIN/AVG	Field Goals FG-FGA	FG%	3-Point 3FG-3FGA	3FG%	F-Throws FT-FTA	FT%	Rebounds OFF DEF TOT AVG	PF-FO	A	TO	BLK	STL	Scoring PTS	AVG
2019-20	MOST	27-5	323/12.0	14-48	.292	13-35	.371	9-11	.818	2 24 26 1.0	38-1	31	21	1	14	50	1.9
2020-21	USC	1-0	2/1.6	0-0	.000	0-0	.000	0-0	.000	0 0 0 0.0	0-0	0	0	0	0	0	0.0
2021-22	USC	1-0	7/7.4	1-1	1.000	1-1	1.000	0-0	.000	0 0 0 0.0	0-0	2	1	0	0	3	3.0
2022-23	USC	13-0	101/7.7	4-19	.211	3-15	.200	2-2	1.000	2 8 10 0.8	9-0	2	3	0	1	13	1.0
<b>TOTAL FOR USC</b>		<b>15-0</b>	<b>110/7.3</b>	<b>5-20</b>	<b>.250</b>	<b>4-16</b>	<b>.250</b>	<b>2-2</b>	<b>1.000</b>	<b>2 8 10 0.7</b>	<b>9-0</b>	<b>4</b>	<b>4</b>	<b>0</b>	<b>1</b>	<b>16</b>	<b>1.1</b>
<b>TOTAL</b>		<b>42-5</b>	<b>433/10.3</b>	<b>19-68</b>	<b>.279</b>	<b>17-51</b>	<b>.333</b>	<b>11-13</b>	<b>.846</b>	<b>4 32 36 0.9</b>	<b>47-1</b>	<b>35</b>	<b>25</b>	<b>1</b>	<b>15</b>	<b>66</b>	<b>1.6</b>

# 12 ZACHARY DAVIS

Fr. • 6-8 • 192 • Orangeburg, S.C. // Denmark-Olar (Denmark, S.C.)

## CAREER HIGHS

### Single Game Highs

Statistic	Value
Points	13 vs Texas A&M 01/14/23
Rebounds	6 vs Eastern Mich. 12/30/22
Assists	2 vs Tennessee 01/07/23
Steals	2 vs Texas A&M 01/14/23
Blocks	2 vs Tennessee 01/07/23
FG Made	4 vs Texas A&M 01/14/23
FG Attempts	8 vs USC Upstate 11/25/22
3FG Made	1 vs USC Upstate 11/25/22, at Vanderbilt 01/03/23, vs Texas A&M 01/14/23
3FG Attempts	5 vs USC Upstate 11/25/22
FT Made	4 vs Texas A&M 01/14/23
FT Attempts	5 vs Texas A&M 01/14/23

## SUPERLATIVES

	'22-23
Double-figure scoring	1
Double-figure rebounding	-
Double-double	-
3+ assists	-
2+ steals	1
Team high scoring	1
Team high rebounding	-
Team high assists	1
Team high steals	4

includes led, or shared team high



**INSTAGRAM:** therealzloo

**TWITTER:** @\_ZachDavis12

## 2022-23 GAME-BY-GAME

Opponent	Date	GS	MIN	Total FG-FGA	PCT	3FG-3FGA	PCT	Free throws FT-FTA	PCT	Rebounds OFF DEF TOT AVG	PF	A	TO	BLK	STL	PTS	AVG
South Carolina St.	11/08/2022		18:53	2-5	.400	0-3	.000	0-0	.000	1 2 3 3.0	1	0	2	0	0	4	4.0
Clemson	11/11/2022		12:28	0-2	.000	0-2	.000	0-1	.000	1 2 3 3.0	0	1	0	0	1	0	2.0
vs Colorado St.	11/17/2022		17:23	0-1	.000	0-0	.000	0-0	.000	0 1 1 2.3	0	0	1	0	0	0	1.3
vs Davidson	11/18/2022		13:09	0-1	.000	0-1	.000	0-0	.000	0 2 2 2.3	2	1	1	0	1	0	1.0
vs Furman	11/20/2022		04:13	0-1	.000	0-0	.000	0-0	.000	0 1 1 2.0	1	0	0	0	1	0	0.8
USC Upstate	11/25/2022	*	24:32	3-8	.375	1-5	.200	0-0	.000	2 2 4 2.3	1	1	0	0	0	7	1.8
at George Washington	11/30/2022		14:06	2-3	.667	0-1	.000	0-0	.000	1 2 3 2.4	1	1	0	0	1	4	2.1
at Georgetown	12/03/2022		03:45	0-1	.000	0-1	.000	0-0	.000	0 0 0 2.1	0	0	0	0	0	0	1.9
vs East Carolina	12/17/2022		02:47	0-0	.000	0-0	.000	0-0	.000	0 1 1 2.0	0	0	1	0	0	0	1.7
Western Ky.	12/22/2022		06:46	0-1	.000	0-0	.000	0-0	.000	1 1 2 2.0	1	0	1	0	1	0	1.5
Eastern Mich.	12/30/2022		14:45	2-3	.667	0-1	.000	0-0	.000	3 3 6 2.4	0	1	0	1	0	4	1.7
at Vanderbilt	01/03/2023		09:51	1-1	1.000	1-1	1.000	0-0	.000	0 1 1 2.3	0	0	0	0	0	3	1.8
Tennessee	01/07/2023		13:25	0-2	.000	0-1	.000	0-0	.000	0 2 2 2.2	0	2	0	2	1	0	1.7
at Kentucky	01/10/2023		06:60	1-1	1.000	0-0	.000	0-0	.000	1 3 4 2.4	0	0	0	0	0	2	1.7
Texas A&M	01/14/2023	*	21:42	4-6	.667	1-2	.500	4-5	.800	0 2 2 2.3	3	1	2	0	2	13	2.5
Ole Miss	01/17/2023		17:09	3-4	.750	0-0	.000	0-0	.000	1 3 4 2.4	3	0	0	0	0	6	2.7
<b>Totals</b>		<b>2</b>	<b>201:54</b>	<b>18-40</b>	<b>.450</b>	<b>3-18</b>	<b>.167</b>	<b>4-6</b>	<b>.667</b>	<b>11 28 39 2.4</b>	<b>13</b>	<b>8</b>	<b>8</b>	<b>3</b>	<b>8</b>	<b>43</b>	<b>2.7</b>

### Player Averages

Games Played	Minutes/game	Points/game	FG Pct	3FG Pct	FT Pct	Rebounds/game	Assists/game	Turnovers/game	Assist/Turnover ratio	Steals/game	Blocks/game
16	12.6	2.7	45.0	16.7	66.7	2.4	0.5	0.5	1.0	0.5	0.2

## PLAYER BIO

### 2022-23

- Scored in double-figures for the first time as a Gamecock vs. Texas A&M (Jan. 14) ; led team with 13 points and pair of steals
- Logged first career start vs. USC Upstate (Nov. 25) ; had seven points and four rebounds
- Made Gamecock debut in 80-77 win vs. SC State (Nov. 8) ; had four points and three rebounds in 19 minutes of action

### PRE-SOUTH CAROLINA

- Three-star prospect, rated fourth-best player in the state via 247Sports and On3
- As a senior, led Denmark-Olar to an 18-7 record after averaging 24.2 points, 9.3 rebounds, 8.2 assists, 3.1 steals and 2.6 blocks per game
- Named 2022 1A Boys South Carolina Basketball Coaches Association Player of the Year
- Two-time all-state selection and three-time all-region pick
- Averaged 16.9 points per game as a junior and 16.6 points per game as a sophomore for the Vikings

### Personal

- Son of Hercules and Karla Davis – has an older sister, Danielle
- Dad was his high school coach at Denmark-Olar
- Earned a spot on the A-B honor roll every year of high school
- Born on July 28
- Mass communication major

## CAREER STATS

				Field Goals		3-Point		F-Throws		Rebounds								Scoring		
SEASON	TEAM	GP-GS	MIN/AVG	FG-FGA	FG%	3FG-3FGA	3FG%	FT-FTA	FT%	OFF	DEF	TOT	AVG	PF-FO	A	TO	BLK	STL	PTS	AVG
2022-23	USC	16-2	202/12.6	18-40	.450	3-18	.167	4-6	.667	11	28	39	2.4	13-0	8	8	3	8	43	2.7
TOTAL		16-2	202/12.6	18-40	.450	3-18	.167	4-6	.667	11	28	39	2.4	13-0	8	8	3	8	43	2.7

# 33 JOSH GRAY

Jr. • Forward • 7-0 • 255 • Brooklyn, N.Y. // LSU // Putnam Science Academy (Putnam, Conn.)

## CAREER HIGHS

### Single Game Highs

Statistic	Value
Points	9 vs Georgetown 12/05/21
Rebounds	11 at Arkansas 01/18/22
Assists	2 vs USC Upstate 11/09/21, vs Wofford 11/23/21, at UAB 12/14/22
Steals	2 at Coastal Carolina 12/01/21, at Auburn 03/05/22, vs Tennessee 01/07/23
Blocks	3 4 times
FG Made	4 vs USC Upstate 11/09/21, at Arkansas 01/18/22
FG Attempts	7 vs USC Upstate 11/09/21, vs Army West Point 12/22/21
3FG Attempts	1 vs Western Ky. 11/14/21
FT Made	3 vs Georgetown 12/05/21
FT Attempts	6 vs Georgetown 12/05/21, vs Vanderbilt 01/26/22

## SUPERLATIVES

	'22-23	Career
Double-figure scoring	-	-
Double-figure rebounding	1	2
Double-double	-	-
2+ blocks	3	6
Team high scoring	-	-
Team high rebounding	4	7*
Team high blocks	8	12*

includes led, or shared team high  
\* at South Carolina



**INSTAGRAM:** joshgrayofficial

**TWITTER:** @NWNBJosh

## 2022-23 GAME-BY-GAME

Opponent	Date	GS	MIN	Total		3-Pointers		Free throws		Rebounds				PF	A	TO	BLK	STL	PTS	AVG
				FG-FGA	PCT	3FG-3FGA	PCT	FT-FTA	PCT	OFF	DEF	TOT	AVG							
South Carolina St.	11/08/2022		13:56	1-1	1.000	0-0	.000	2-2	1.000	2	4	6	6.0	5	0	1	2	0	4	4.0
Clemson	11/11/2022		19:03	2-6	.333	0-0	.000	2-5	.400	5	5	10	8.0	1	1	0	3	0	6	5.0
vs Colorado St.	11/17/2022		05:29	1-1	1.000	0-0	.000	0-0	.000	1	0	1	5.7	3	0	0	1	0	2	4.0
vs Davidson	11/18/2022		05:36	1-1	1.000	0-0	.000	0-2	.000	1	1	2	4.8	1	0	0	1	0	2	3.5
vs Furman	11/20/2022		09:11	1-1	1.000	0-0	.000	1-2	.500	0	1	1	4.0	1	0	2	1	0	3	3.4
USC Upstate	11/25/2022		08:36	1-2	.500	0-0	.000	0-1	.000	1	1	2	3.7	1	0	0	1	0	2	3.2
at George Washington	11/30/2022		15:03	2-2	1.000	0-0	.000	0-0	.000	2	1	3	3.6	4	0	1	0	0	4	3.3
at Georgetown	12/03/2022		06:14	1-1	1.000	0-0	.000	0-0	.000	1	0	1	3.3	1	1	1	0	0	2	3.1
Presbyterian	12/11/2022		20:56	1-2	.500	0-0	.000	2-2	1.000	3	4	7	3.7	3	0	0	1	1	4	3.2
at UAB	12/14/2022		13:38	0-1	.000	0-0	.000	0-0	.000	2	5	7	4.0	3	2	1	2	0	0	2.9
vs East Carolina	12/17/2022		17:21	1-3	.333	0-0	.000	0-1	.000	4	3	7	4.3	3	0	1	1	0	2	2.8
Western Ky.	12/22/2022		06:22	0-0	.000	0-0	.000	0-0	.000	1	1	2	4.1	1	1	0	0	0	0	2.6
Eastern Mich.	12/30/2022		05:39	0-1	.000	0-0	.000	0-0	.000	2	1	3	4.0	1	0	0	0	0	0	2.4
at Vanderbilt	01/03/2023		06:10	2-2	1.000	0-0	.000	1-2	.500	1	2	3	3.9	3	0	1	0	0	5	2.6
Tennessee	01/07/2023		16:07	1-3	.333	0-0	.000	0-0	.000	5	0	5	4.0	1	0	1	0	2	2	2.5
at Kentucky	01/10/2023	*	24:14	2-6	.333	0-0	.000	0-0	.000	1	2	3	3.9	2	1	3	1	0	4	2.6
Texas A&M	01/14/2023	*	10:55	1-2	.500	0-0	.000	0-0	.000	0	1	1	3.8	3	0	0	1	0	2	2.6
Ole Miss	01/17/2023	*	12:49	2-3	.667	0-0	.000	0-0	.000	0	2	2	3.7	2	1	0	1	0	4	2.7
<b>Totals</b>		<b>3</b>	<b>217:19</b>	<b>20-38</b>	<b>.526</b>	<b>0-0</b>	<b>.000</b>	<b>8-17</b>	<b>.471</b>	<b>32</b>	<b>34</b>	<b>66</b>	<b>3.7</b>	<b>39</b>	<b>7</b>	<b>12</b>	<b>16</b>	<b>3</b>	<b>48</b>	<b>2.7</b>

### Player Averages

Games Played	Minutes/game	Points/game	FG Pct	3FG Pct	FT Pct	Rebounds/game	Assists/game	Turnovers/game	Assist/Turnover ratio	Steals/game	Blocks/game
18	12.1	2.7	52.6	0.0	47.1	3.7	0.4	0.7	0.6	0.2	0.9

## PLAYER BIO

### 2022-23

- Gave the team big minutes off the bench in 60-58 rivalry game win vs. Clemson (Nov. 11) ; had six points, 10 rebounds (second career double figure rebounding performance) and matched his career high with three blocks

### 2021-22

- Saw action in 25 games during first season in Garnet and Black ; started the first three games then came off the bench the remainder of the season, averaging 11.3 minutes per contest
- Averaged 2.9 points and 3.5 rebounds per game ; was 30-for-58 from the field (51.7 percent)
- Had a career-high three blocks on three separate occasions: vs. Rider (Nov. 28), vs. Vanderbilt (Jan. 26) and at No. 5/5 Auburn (March 5)
- Pulled down a career-high 11 rebounds at Arkansas (Jan. 18) ; also had eight points and was 4-of-6 from the field
- Had a career-high nine points in 80-67 win vs. Georgetown (Dec. 5)

### PRE-SOUTH CAROLINA

- Played freshman season at LSU where he averaged 0.8 points and 1.2 rebounds in 10 games
- Prior to college career, spent a season at Putnam Science Academy (Connecticut) helping his team capture the co-National Prep Championship and a 36-4 overall record
- At Putnam, averaged 9.8 points, 8.9 rebounds and 2.1 blocks per game
- Also participated in track and soccer in high school

### PERSONAL

- Son of Mr. and Mrs. Gray
- Is the youngest of three siblings
- Lists Giannis Antetokounmpo as his favorite professional basketball player
- His favorite dessert is cheesecake, and his favorite vacation spot is France
- A mass communications major

## CAREER STATS

SEASON	TEAM	GP-GS	MIN/AVG	Field Goals		3-Point		F-Throws		Rebounds				Scoring						
				FG-FGA	FG%	3FG-3FGA	3FG%	FT-FTA	FT%	OFF	DEF	TOT	AVG	PF-FO	A	TO	BLK	STL	PTS	AVG
2020-21	LSU	10-0	33/3.3	3-6	.500	0-0	.000	2-7	.286	5	7	12	1.2	7-0	0	2	1	0	8	0.8
2021-22	USC	25-3	284/11.3	30-58	.517	0-1	.000	13-34	.382	36	51	87	3.5	37-0	9	12	17	11	73	2.9
2022-23	USC	18-3	217/12.1	20-38	.526	0-0	.000	8-17	.471	32	34	66	3.7	39-1	7	12	16	3	48	2.7
<b>TOTAL FOR USC</b>		<b>43-6</b>	<b>501/11.6</b>	<b>50-96</b>	<b>.521</b>	<b>0-1</b>	<b>.000</b>	<b>21-51</b>	<b>.412</b>	<b>68</b>	<b>85</b>	<b>153</b>	<b>3.6</b>	<b>76-1</b>	<b>16</b>	<b>24</b>	<b>33</b>	<b>14</b>	<b>121</b>	<b>2.8</b>
<b>TOTAL</b>		<b>53-6</b>	<b>534/10.1</b>	<b>53-102</b>	<b>.520</b>	<b>0-1</b>	<b>.000</b>	<b>23-58</b>	<b>.397</b>	<b>73</b>	<b>92</b>	<b>165</b>	<b>3.1</b>	<b>83-1</b>	<b>16</b>	<b>26</b>	<b>34</b>	<b>14</b>	<b>129</b>	<b>2.4</b>



# 30 DANIEL HANKINS-SANFORD

Fr. • Forward • 6-8 • 233 • Charlotte, N.C. // Julius L. Chambers (Charlotte, N.C.)

## CAREER HIGHS

### Single Game Highs

Statistic	Value
Points	8 vs Eastern Mich. 12/30/22
Rebounds	8 vs Western Ky. 12/22/22
Assists	3 vs Furman 11/20/22
Steals	1 vs Tennessee 01/07/23, vs Ole Miss 01/17/23
Blocks	1 vs South Carolina St. 11/08/22
FG Made	4 vs Eastern Mich. 12/30/22
FG Attempts	8 vs Eastern Mich. 12/30/22
3FG Made	1 vs Tennessee 01/07/23, at Kentucky 01/10/23
3FG Attempts	2 vs Furman 11/20/22

## SUPERLATIVES

	'22-23
Double-figure scoring	-
Double-figure rebounding	-
Double-double	-
2+ blocks	-
2+ steals	-
Team high scoring	-
Team high rebounding	1
Team high blocks	-
Team high steals	1

includes led, or shared team high



**INSTAGRAM:** danwiththetackzz

**TWITTER:** @danielsanford30

## 2022-23 GAME-BY-GAME

Opponent	Date	GS	MIN	Total		3-Pointers		Free throws		Rebounds				PF	A	TO	BLK	STL	PTS	AVG
				FG-FGA	PCT	3FG-3FGA	PCT	FT-FTA	PCT	OFF	DEF	TOT	AVG							
South Carolina St.	11/08/2022		09:15	1-3	.333	0-0	.000	3-3	1.000	0	1	1	1.0	1	0	1	1	0	5	5.0
Clemson	11/11/2022		07:00	1-5	.200	0-1	.000	0-0	.000	1	4	5	3.0	1	0	0	0	0	2	3.5
vs Colorado St.	11/17/2022		08:57	0-1	.000	0-0	.000	3-4	.750	3	0	3	3.0	1	0	2	0	0	3	3.3
vs Davidson	11/18/2022		10:04	1-2	.500	0-0	.000	0-0	.000	3	3	6	3.8	1	0	2	0	0	2	3.0
vs Furman	11/20/2022		14:20	1-5	.200	0-2	.000	0-1	.000	1	1	2	3.4	0	3	0	0	0	2	2.8
USC Upstate	11/25/2022		05:00	0-2	.000	0-0	.000	0-0	.000	2	0	2	3.2	0	0	1	0	0	0	2.3
vs East Carolina	12/17/2022		03:44	0-1	.000	0-0	.000	0-0	.000	1	1	2	3.0	0	0	0	0	0	0	2.0
Western Ky.	12/22/2022		12:27	1-4	.250	0-0	.000	0-4	.000	3	5	8	3.6	1	0	1	0	0	2	2.0
Eastern Mich.	12/30/2022		11:20	4-8	.500	0-1	.000	0-0	.000	2	1	3	3.6	0	0	0	0	0	8	2.7
at Vanderbilt	01/03/2023		07:55	0-3	.000	0-0	.000	0-0	.000	1	0	1	3.3	1	0	0	0	0	0	2.4
Tennessee	01/07/2023		08:50	1-3	.333	1-1	1.000	0-0	.000	0	1	1	3.1	1	0	0	0	1	3	2.5
at Kentucky	01/10/2023		11:18	2-2	1.000	1-1	1.000	0-0	.000	0	0	0	2.8	2	0	0	0	0	5	2.7
Texas A&M	01/14/2023		15:54	2-4	.500	0-1	.000	0-0	.000	2	1	3	2.8	1	0	1	0	0	4	2.8
Ole Miss	01/17/2023		04:05	0-2	.000	0-0	.000	0-0	.000	0	1	1	2.7	0	0	0	0	1	0	2.6
<b>Totals</b>			<b>0 130:09</b>	<b>14-45</b>	<b>.311</b>	<b>2-7</b>	<b>.286</b>	<b>6-12</b>	<b>.500</b>	<b>19</b>	<b>19</b>	<b>38</b>	<b>2.7</b>	<b>10</b>	<b>3</b>	<b>8</b>	<b>1</b>	<b>2</b>	<b>36</b>	<b>2.6</b>

### Player Averages

Games Played	Minutes/game	Points/game	FG Pct	3FG Pct	FT Pct	Rebounds/game	Assists/game	Turnovers/game	Assist/Turnover ratio	Steals/game	Blocks/game
14	9.3	2.6	31.1	28.6	50.0	2.7	0.2	0.6	0.4	0.1	0.1

## PLAYER BIO

### 2022-23

- Grabbed a career-high eight rebounds in 65-58 win over WKU (Dec. 22) in just 12 minutes of action
- Did not travel due to illness and missed both of team's games on D.C. roadtrip: at George Washington (Nov. 30) and at Georgetown (Dec. 3)
- Had season-high six rebounds in just 10 minutes of action vs. Davidson (Nov. 18)
- Pulled down five rebounds in just 7 minutes of game time in a 60-58 win vs. in-state rival Clemson (Nov. 11)
- Made Gamecock debut in 80-77 win vs. SC State (Nov. 8) ; had five points, a rebound and a block in 9 minutes of action

### PRE-SOUTH CAROLINA

- Three-star prospect, rated in the top-200 nationally and fifth in the state of the North Carolina via 247Sports
- Played varsity all four years at Julius L. Chambers High School (2018-22)
- As a senior, led the Cougars to a 22-7 overall record after averaging 16.5 points, 7.9 rebounds, 1.9 steals and 1.8 assists per game
- As a junior, averaged 21.4 points, 9.9 rebounds, 2.4 assists and 2.0 blocks per game

### Personal

- Sport and entertainment management major

## CAREER STATS

				Field Goals		3-Point		F-Throws		Rebounds									Scoring	
SEASON	TEAM	GP-GS	MIN/AVG	FG-FGA	FG%	3FG-3FGA	3FG%	FT-FTA	FT%	OFF	DEF	TOT	AVG	PF-FO	A	TO	BLK	STL	PTS	AVG
2022-23	USC	14-0	130/9.3	14-45	.311	2-7	.286	6-12	.500	19	19	38	2.7	10-0	3	8	1	2	36	2.6
TOTAL		14-0	130/9.3	14-45	.311	2-7	.286	6-12	.500	19	19	38	2.7	10-0	3	8	1	2	36	2.6

# 23 GREGORY "GG" JACKSON II

Jr. • Forward • 6-9 • 215 • Columbia, S.C. // Ridge View (Columbia, S.C.)

## CAREER HIGHS

### Single Game Highs

Statistic	Value	
Points	24	vs Eastern Mich. 12/30/22
Rebounds	16	vs Western Ky. 12/22/22
Assists	3	vs Ole Miss 01/17/23
Steals	3	vs Davidson 11/18/22
Blocks	3	at George Washington 11/30/22
FG Made	9	at Georgetown 12/03/22, vs Eastern Mich. 12/30/22
FG Attempts	20	vs Ole Miss 01/17/23
3FG Made	4	vs Eastern Mich. 12/30/22
3FG Attempts	9	vs Eastern Mich. 12/30/22
FT Made	4	vs Presbyterian 12/11/22
FT Attempts	6	vs Presbyterian 12/11/22

## SUPERLATIVES

	'22-23
Double-figure scoring	16
Double-figure rebounding	2
Double-double	2
2+ blocks	5
2+ steals	4
Team high scoring	8
Team high rebounding	11
Team high blocks	5
Team high steals	8

includes led, or shared team high



INSTAGRAM: gregupnxt

TWITTER: @ggjackson

## 2022-23 GAME-BY-GAME

Opponent	Date	GS	MIN	Total		3-Pointers		Free throws		Rebounds				PF	A	TO	BLK	STL	PTS	AVG
				FG-FGA	PCT	3FG-3FGA	PCT	FT-FTA	PCT	OFF	DEF	TOT	AVG							
South Carolina St.	11/08/2022	*	33:10	7-15	.467	2-2	1.000	2-4	.500	2	8	10	10.0	1	1	4	1	1	18	18.0
Clemson	11/11/2022	*	33:55	4-13	.308	1-3	.333	3-4	.750	3	5	8	9.0	1	0	1	0	2	12	15.0
vs Colorado St.	11/17/2022	*	30:50	8-18	.444	2-7	.286	2-3	.667	2	5	7	8.3	4	0	3	0	0	20	16.7
vs Davidson	11/18/2022	*	38:01	5-12	.417	0-2	.000	2-3	.667	3	6	9	8.5	3	0	2	2	3	12	15.5
vs Furman	11/20/2022	*	34:36	8-15	.533	2-5	.400	1-2	.500	1	5	6	8.0	0	1	5	1	1	19	16.2
USC Upstate	11/25/2022	*	33:04	8-14	.571	3-6	.500	3-4	.750	1	5	6	7.7	2	1	3	2	0	22	17.2
at Georgetown Washington	11/30/2022	*	26:28	4-17	.235	1-5	.200	2-3	.667	3	3	6	7.4	1	1	0	3	0	11	16.3
at Georgetown	12/03/2022	*	38:36	9-19	.474	2-5	.400	2-3	.667	3	5	8	7.5	2	2	3	0	1	22	17.0
Presbyterian	12/11/2022	*	33:55	6-12	.500	2-6	.333	4-6	.667	1	4	5	7.2	0	0	0	0	0	18	17.1
at UAB	12/14/2022	*	36:16	7-17	.412	3-8	.375	3-4	.750	3	0	3	6.8	3	1	5	2	0	20	17.4
vs East Carolina	12/17/2022	*	31:42	5-14	.357	2-6	.333	1-3	.333	1	4	5	6.6	4	0	2	0	2	13	17.0
Western Ky.	12/22/2022	*	32:13	4-14	.286	1-3	.333	3-5	.600	2	14	16	7.4	2	1	2	2	0	12	16.6
Eastern Mich.	12/30/2022	*	29:55	9-19	.474	4-9	.444	2-2	1.000	4	5	9	7.5	1	0	4	0	0	24	17.2
at Vanderbilt	01/03/2023	*	40:26	6-16	.375	0-7	.000	1-3	.333	2	5	7	7.5	3	1	2	0	2	13	16.9
Tennessee	01/07/2023	*	21:40	0-8	.000	0-4	.000	0-0	.000	0	1	1	7.1	1	0	4	0	0	0	15.7
at Kentucky	01/10/2023	*	34:54	6-10	.600	2-2	1.000	2-3	.667	1	2	3	6.8	0	1	1	0	0	16	15.8
Texas A&M	01/14/2023	*	32:19	2-13	.154	0-6	.000	1-2	.500	1	2	3	6.6	2	1	1	1	1	5	15.1
Ole Miss	01/17/2023	*	35:56	5-20	.250	2-8	.250	3-5	.600	0	7	7	6.6	0	3	1	0	1	15	15.1
Totals			18	597:56	103-266	.387	29-94	.309	37-59	.627	33	86	119	6.6	30	14	43	14	272	15.1

### Player Averages

Games Played	Minutes/game	Points/game	FG Pct	3FG Pct	FT Pct	Rebounds/game	Assists/game	Turnovers/game	Assist/Turnover ratio	Steals/game	Blocks/game
18	33.2	15.1	38.7	30.9	62.7	6.6	0.8	2.4	0.3	0.8	0.8

## PLAYER BIO

### 2022-23

- Matched career high with 22 points (all in the second half) in a comeback road win at Georgetown (Dec. 3) ; went 9-fo-19 from the floor (both career highs) and led team with eight rebounds
- Had career-high 22 points in win over USC Upstate (Nov. 25) ; went 8-of-14 and 3-of-6 from 3 in the game
- Has scored in double figures in every game as a Gamecock
- Went 8-for-15 (53.3 percent) and scored 19 points vs. Furman (Nov. 20) in the team's final game of Charleston Classic
- Recorded 12 points, nine rebounds, three steals and a pair of blocks vs. Davidson (Nov. 18)
- Had first career 20 point game vs. Colorado State (Nov. 17)
- Named SEC Freshman of the Week (Nov. 14)
- Had 12 points, eight rebounds and a pair of steals in a 60-58 win vs. in-state rival Clemson (Nov. 11) ; had 10 points in the first half and helped Gamecocks jump out to 9-point lead at halftime
- Had 18 points and 10 rebounds in Gamecock debut, a 80-77 victory vs. SC State (Nov. 8)

### PRE-SOUTH CAROLINA

- The consensus top player in the 2023 class, reclassified in late July to become a part of the 2022 class
- A five-star prospect, ranked No. 6 in the final 247Sports and No. 7 in the final On3 player rankings for the 2022 class
- Highest ranked incoming freshman in program history and joined former standout PJ Dozier as the only five-star signees all-time for the Gamecocks (recruit rankings started in early 2000s)
- Played in the Nike Elite Youth Basketball League for Team CP3 ; in 20 games, averaged 12.8 points, 10.6 rebounds (led the league) and 1.9 blocks per game while shooting 49.5 percent from the field and 35.1 percent from behind the arc
- Was named MVP of the 2022 National Basketball Players Association (NBPA) Top 100 Camp in early July ; over 300 alums have gone on to successful careers in the NBA since 1994
- Part of Team USA squad that brought home the Gold Medal at the 2022 FIBA U18 Americas Championship in Tijuana, Mexico
- Helped lead Ridge View to back-to-back state titles in 2021 and 2022
- As a junior, averaged 22.1 points, 10.9 rebounds and 2.3 blocks per game in helping lead the Blazers to the 2022 South Carolina Class 5A State Championship
- 2021-22 South Carolina Boys Basketball Gatorade Player of the Year ; 2022 5A Boys South Carolina Basketball Coaches Association Player of the Year

### Personal

- Son of Gregory Jackson and LaKeysha Alston
- Has an older sister, Nyla, who is also a student at the University of South Carolina
- Born on Dec. 17, 2004
- Sport and entertainment management major

## CAREER STATS

				Field Goals		3-Point		F-Throws		Rebounds									Scoring	
SEASON	TEAM	GP-GS	MIN/AVG	FG-FGA	FG%	3FG-3FGA	3FG%	FT-FTA	FT%	OFF	DEF	TOT	AVG	PF-FO	A	TO	BLK	STL	PTS	AVG
2022-23	USC	18-18	598/33.2	103-266	.387	29-94	.309	37-59	.627	33	86	119	6.6	30-0	14	43	14	14	272	15.1
TOTAL		18-18	598/33.2	103-266	.387	29-94	.309	37-59	.627	33	86	119	6.6	30-0	14	43	14	14	272	15.1

# 5 MEECHIE JOHNSON

So. • Guard • 6-2 • 180 • Cleveland, Ohio // Ohio State // Garfield Heights (Cleveland, Ohio)

## CAREER HIGHS

### Single Game Highs

Statistic	Value
Points	26 at Kentucky 01/10/23
Rebounds	7 at Georgetown 12/03/22
Assists	8 at Georgetown 12/03/22
Steals	4 vs Bowling Green 11/15/21
Blocks	1 5 times
FG Made	9 at Kentucky 01/10/23
FG Attempts	17 vs Presbyterian 12/11/22
3FG Made	6 vs Western Ky. 12/22/22, at Kentucky 01/10/23
3FG Attempts	11 vs Western Ky. 12/22/22
FT Made	6 vs Tennessee 01/07/23
FT Attempts	6 vs Tennessee 01/07/23

## SUPERLATIVES

	'22-23	Career
Double-figure scoring	10	12
Double-figure rebounding	-	-
Double-double	-	-
3+ assists	11	11
2+ steals	3	4
Team high scoring	3	3
Team high assists	9	9*
Team high steals	6	6*

includes led, or shared team high  
\* at South Carolina



**INSTAGRAM:** meechie.1

**TWITTER:** @MeechieJohnson0

## 2022-23 GAME-BY-GAME

Opponent	Date	GS	MIN	Total		3-Pointers		Free throws		Rebounds				PF	A	TO	BLK	STL	PTS	AVG
				FG-FGA	PCT	3FG-3FGA	PCT	FT-FTA	PCT	OFF	DEF	TOT	AVG							
South Carolina St.	11/08/2022	*	24:51	3-7	.429	2-5	.400	1-4	.250	1	3	4	4.0	0	3	1	0	0	9	9.0
Clemson	11/11/2022	*	31:15	1-8	.125	1-6	.167	0-1	.000	1	4	5	4.5	3	2	4	1	0	3	6.0
vs Colorado St.	11/17/2022	*	25:18	2-10	.200	2-5	.400	0-0	.000	0	3	3	4.0	1	4	3	0	2	6	6.0
vs Furman	11/20/2022	*	25:36	1-7	.143	1-6	.167	0-0	.000	0	1	1	3.3	2	5	2	0	0	3	5.3
at George Washington	11/30/2022	*	21:50	2-8	.250	2-6	.333	0-0	.000	0	2	2	3.0	1	1	3	0	1	6	5.4
at Georgetown	12/03/2022	*	40:36	5-13	.385	4-10	.400	3-5	.600	2	5	7	3.7	1	8	3	0	1	17	7.3
Presbyterian	12/11/2022	*	37:56	7-17	.412	2-8	.250	0-1	.000	1	2	3	3.6	0	4	1	0	1	16	8.6
at UAB	12/14/2022	*	31:24	5-12	.417	2-6	.333	1-2	.500	2	3	5	3.8	2	7	1	0	3	13	9.1
vs East Carolina	12/17/2022	*	36:18	4-11	.364	3-9	.333	2-2	1.000	0	5	5	3.9	2	3	2	0	0	13	9.6
Western Ky.	12/22/2022	*	35:01	8-16	.500	6-11	.545	3-5	.600	1	5	6	4.1	4	1	0	0	0	25	11.1
Eastern Mich.	12/30/2022	*	30:37	4-13	.308	1-7	.143	1-2	.500	1	5	6	4.3	1	3	1	0	1	10	11.0
at Vanderbilt	01/03/2023	*	40:55	7-15	.467	2-6	.333	2-2	1.000	1	4	5	4.3	3	3	4	0	0	18	11.6
Tennessee	01/07/2023	*	31:42	6-16	.375	1-9	.111	6-6	1.000	0	2	2	4.2	0	1	5	0	2	19	12.2
at Kentucky	01/10/2023	*	35:07	9-16	.563	6-10	.600	2-2	1.000	2	4	6	4.3	1	6	5	0	0	26	13.1
Texas A&M	01/14/2023	*	32:13	3-8	.375	3-7	.429	2-2	1.000	0	2	2	4.1	0	3	3	0	0	11	13.0
Ole Miss	01/17/2023	*	34:15	2-10	.200	1-7	.143	0-0	.000	1	3	4	4.1	2	1	2	0	1	5	12.5
<b>Totals</b>			<b>15 514:54</b>	<b>69-187</b>	<b>.369</b>	<b>39-118</b>	<b>.331</b>	<b>23-34</b>	<b>.676</b>	<b>13</b>	<b>53</b>	<b>66</b>	<b>4.1</b>	<b>23</b>	<b>55</b>	<b>40</b>	<b>1</b>	<b>12</b>	<b>200</b>	<b>12.5</b>

### Player Averages

Games Played	Minutes/game	Points/game	FG Pct	3FG Pct	FT Pct	Rebounds/game	Assists/game	Turnovers/game	Assist/Turnover ratio	Steals/game	Blocks/game
16	32.2	12.5	36.9	33.1	67.6	4.1	3.4	2.5	1.4	0.8	0.1

## PLAYER BIO

### 2022-23

- Had career-high 26 points in helping team to first win at Rupp Arena over Kentucky (Jan. 10) since 2009 ; made six 3s and also led team with six rebounds and six assists
- Led team with 19 points (6-for-6 FT line) vs. No. 8/9 Tennessee (Jan. 7) ; marked his eighth-straight game in double-figures
- Had career-high 25 points and made 6 3s in a 65-58 win over Western Kentucky (Jan. 9)
- Played best game in college to date with career highs in points (17), assists (8) and rebounds (7) in a comeback road win at Georgetown (Dec. 3) ; went 4-of-10 from 3 and played 41 minutes of OT contest
- Missed Davidson (Nov. 18) and Upstate games (Nov. 25) with ankle injury
- Dished out career-high five assists vs. Furman (Nov. 20)
- Matched career high with five rebounds in 60-58 win vs. Clemson (Nov. 11)
- Made Gamecock debut vs. SC State (Nov. 8) and had nine points, four rebounds and three assists in a 80-77 win over the Bulldogs

### PRE-SOUTH CAROLINA

- Played in 43 games in two seasons at Ohio State (2020-22) making five starts ; saw action off the bench in both of the team's NCAA Tournament games in 2022
- Finished high school early and joined the Buckeyes for the start of Big Ten play in January of 2020
- Scored 10 or more points twice in a OSU uniform
- Scored a career-high 14 points against Xavier on Nov. 18, 2021
- Also scored in double figures on Nov. 15, 2021, against Bowling Green when he put up 13 points
- Shot 34.4 percent (33-of-96) from 3-point range as a Buckeye
- Collected five or more rebounds twice and swiped multiple steals in five games, including a career-high four steals against Bowling Green (11/15/21)
- Averaged 23 points per game as a sophomore at Garfield Heights before suffering a knee injury ; did not compete as a junior while recovering from the injury
- Elected to forgo his senior season of high school to enroll early at Ohio State
- As a freshman in just his second high school game, scored 50 points vs. Benedictine

### PERSONAL

- Son of Meechie Johnson Sr. and Mannuella Cooper
- Full name is Demetrius Johnson but goes by Meechie
- Enjoys spending time with family and attending church

## CAREER STATS

				Field Goals		3-Point		F-Throws		Rebounds				Scoring						
SEASON	TEAM	GP-GS	MIN/AVG	FG-FGA	FG%	3FG-3FGA	3FG%	FT-FTA	FT%	OFF	DEF	TOT	AVG	PF-FO	A	TO	BLK	STL	PTS	AVG
2020-21	OSU	17-0	100/5.9	7-18	.389	6-12	.500	1-6	.167	1	6	7	0.4	6-0	3	5	1	3	21	1.2
2021-22	OSU	26-5	461/17.7	37-120	.308	27-84	.321	14-19	.737	8	32	40	1.5	40-0	31	35	3	17	115	4.4
2022-23	USC	16-15	515/32.2	69-187	.369	39-118	.331	23-34	.676	13	53	66	4.1	23-0	55	40	1	12	200	12.5
<b>TOTAL FOR USC</b>		<b>16-15</b>	<b>515/32.2</b>	<b>69-187</b>	<b>.369</b>	<b>39-118</b>	<b>.331</b>	<b>23-34</b>	<b>.676</b>	<b>13</b>	<b>53</b>	<b>66</b>	<b>4.1</b>	<b>23-0</b>	<b>55</b>	<b>40</b>	<b>1</b>	<b>12</b>	<b>200</b>	<b>12.5</b>
<b>TOTAL</b>		<b>59-20</b>	<b>1076/18.2</b>	<b>113-325</b>	<b>.348</b>	<b>72-214</b>	<b>.336</b>	<b>38-59</b>	<b>.644</b>	<b>22</b>	<b>91</b>	<b>113</b>	<b>1.9</b>	<b>69-0</b>	<b>89</b>	<b>80</b>	<b>5</b>	<b>32</b>	<b>336</b>	<b>5.7</b>



4

# TRE-VAUGHN MINOTT *MY-not*

Jr. • Forward • 6-9 • 258 • Montreal, Quebec, Canada // NBA Academy Latin America

## CAREER HIGHS


### Single Game Highs

Statistic	Value
Points	8 vs Army West Point 12/22/21
Rebounds	6 vs Arkansas 03/02/21, at Clemson 12/18/21
Assists	1 at Mississippi St. 02/01/22, vs Tennessee 02/05/22
Steals	2 at Mississippi St. 02/01/22
Blocks	3 at Clemson 12/18/21
FG Made	4 vs Army West Point 12/22/21
FG Attempts	4 4 times
FT Made	2 vs Allen 12/14/21
FT Attempts	2 4 times

## SUPERLATIVES

	'22-23	Career
Double-figure scoring	-	-
Double-figure rebounding	-	-
Double-double	-	-
2+ blocks	-	1
Team high scoring	-	-
Team high rebounding	-	-
Team high blocks	-	2

*includes led, or shared team high*



**INSTAGRAM:** 4\_realtv

**TWITTER:** @4\_realtv

## 2022-23 GAME-BY-GAME

Opponent	Date	GS	MIN	Total		3-Pointers		Free throws		Rebounds				PF	A	TO	BLK	STL	PTS	AVG
				FG-FGA	PCT	3FG-3FGA	PCT	FT-FTA	PCT	OFF	DEF	TOT	AVG							
vs Colorado St.	11/17/2022		02:44	0-0	.000	0-0	.000	0-0	.000	0	0	0	0.0	0	0	0	0	0	0.0	
USC Upstate	11/25/2022		00:41	0-0	.000	0-0	.000	0-0	.000	0	0	0	0.0	1	0	0	0	0	0.0	
Tennessee	01/07/2023		05:00	0-0	.000	0-0	.000	0-1	.000	0	1	1	0.3	0	0	0	1	0	0.0	
Texas A&M	01/14/2023		02:00	0-0	.000	0-0	.000	0-0	.000	0	0	0	0.3	0	0	0	0	0	0.0	
Totals		0	10:25	0-0	.000	0-0	.000	0-1	.000	0	1	1	0.3	1	0	0	1	0	0.0	

### Player Averages

Games Played	Minutes/game	Points/game	FG Pct	3FG Pct	FT Pct	Rebounds/game	Assists/game	Turnovers/game	Assist/Turnover ratio	Steals/game	Blocks/game
4	2.6	0.0	0.0	0.0	0.0	0.3	0.0	0.0	0.0	0.0	0.3

## PLAYER BIO

### 2022-23

- Made first appearance of the season vs. Colorado State (Nov. 17)

### 2021-22

- Played in 14 games with a pair of starts, averaging 2.0 points and 1.9 rebounds per game
- Shot 81.3 percent from the floor (13-of-16)
- Made six appearances in SEC play scoring four points at Miss. State (Feb. 1) and four points vs. No. 22/20 Tennessee (Feb. 5)
- Had a career-high eight points in blowout win vs. Army (Dec. 22)
- Had six rebounds (tied career high) and three blocks (career high) at Clemson (Dec. 18)

### PERSONAL

- Son of Michelle Minott
- Has one sister, Ann-Marie Wright
- His advice to young people is: "Keep working. Your time will come and never feel discouraged. Someone is out there watching you and they'll find you in time, just keep working and keep a positive spirit."
- Can play seven instruments: piano, drums, bass guitar, acoustic guitar, trumpet, tenor saxophone and the flute
- Wears jersey number four because it is the number of his birth month of April
- His favorite professional basketball player is LeBron James
- Began playing basketball at age seven
- Chose South Carolina because "I felt it was the perfect fit for the way I play."
- A sport and entertainment management major

## CAREER STATS

				Field Goals		3-Point		F-Throws		Rebounds									Scoring	
SEASON	TEAM	GP-GS	MIN/AVG	FG-FGA	FG%	3FG-3FGA	3FG%	FT-FTA	FT%	OFF	DEF	TOT	AVG	PF-FO	A	TO	BLK	STL	PTS	AVG
2020-21	USC	8-3	73/9.1	10-18	.556	0-0	.000	0-2	.000	8	11	19	2.4	9-0	0	3	4	0	20	2.5
2021-22	USC	14-2	106/7.5	13-16	.813	0-0	.000	2-8	.250	10	17	27	1.9	21-0	2	9	6	4	28	2.0
2022-23	USC	4-0	10/2.6	0-0	.000	0-0	.000	0-1	.000	0	1	1	0.3	1-0	0	0	1	0	0	0.0
TOTAL		26-5	189/7.3	23-34	.676	0-0	.000	2-11	.182	18	29	47	1.8	31-0	2	12	11	4	48	1.8

# 14 ELI SPARKMAN

Fr. • Guard • 6-0 • 153 • Cleveland, Tenn. // Baylor School (Chattanooga, Tenn.)

## CAREER HIGHS

### Single Game Highs

Statistic	Value
Points	2 vs Colorado St. 11/17/22
Rebounds	2 vs Texas A&M 01/14/23
Assists	1 vs South Carolina St. 11/08/22, vs Colorado St. 11/17/22, at George Washington 11/30/22
Steals	1 vs Colorado St. 11/17/22, vs Texas A&M 01/14/23
FG Attempts	1 vs Colorado St. 11/17/22, at George Washington 11/30/22
3FG Attempts	1 vs Colorado St. 11/17/22
FT Made	2 vs Colorado St. 11/17/22
FT Attempts	2 vs Colorado St. 11/17/22

## SUPERLATIVES

	'22-23
Double-figure scoring	-
Double-figure rebounding	-
Double-double	-
3+ assists	-
2+ steals	-
Team high scoring	-
Team high assists	-
Team high stelas	-

includes led, or shared team high



**INSTAGRAM:** elisparkmann

**TWITTER:** @SparkmanEli

## 2022-23 GAME-BY-GAME

Opponent	Date	GS	MIN	Total		3-Pointers		Free throws		Rebounds											
				FG-GA	PCT	3FG-3FGA	PCT	FT-FTA	PCT	OFF	DEF	TOT	AVG	PF	A	TO	BLK	STL	PTS	AVG	
South Carolina St.	11/08/2022		03:24	0-0	.000	0-0	.000	0-0	.000	0	0	0	0.0	2	1	1	0	0	0	0.0	
vs Colorado St.	11/17/2022		08:05	0-1	.000	0-1	.000	2-2	1.000	0	0	0	0.0	0	1	0	0	1	2	1.0	
USC Upstate	11/25/2022		01:48	0-0	.000	0-0	.000	0-0	.000	0	0	0	0.0	0	0	0	0	0	0	0.7	
at George Washington	11/30/2022		03:54	0-1	.000	0-0	.000	0-0	.000	0	0	0	0.0	0	1	0	0	0	0	0.5	
Texas A&M	01/14/2023		03:57	0-0	.000	0-0	.000	0-0	.000	1	1	2	0.4	1	0	0	0	1	0	0.4	
Totals		0	21:08	0-2	.000	0-1	.000	2-2	1.000	1	1	2	0.4	3	3	1	0	2	2	0.4	

### Player Averages

Games Played	Minutes/game	Points/game	FG Pct	3FG Pct	FT Pct	Rebounds/game	Assists/game	Turnovers/game	Assist/Turnover ratio	Steals/game	Blocks/game
5	4.2	0.4	0.0	0.0	100.0	0.4	0.6	0.2	3.0	0.4	0.0

## PLAYER BIO

### 2022-23

- Made Gamecock debut in 80-77 win vs. SC State (Nov. 8) ; had his first career assist in 3 minutes of action
- Joined the Gamecocks as a walk-on prior to the start of the academic year

### PRE-SOUTH CAROLINA

- Was a three-year starter for the Baylor School
- Member of the D2-AA East All-Region Team
- Led the Red Raiders to a state semifinal appearance and a pair of quarterfinal appearances
- Member of the National Honor Society

### Personal

- Son of Jon and Libby Sparkman
- Has an older brother, Ben, who was his high school teammate at the Baylor School
- Born on Jan. 23, 2004
- International business major

## CAREER STATS

				Field Goals		3-Point		F-Throws		Rebounds								Scoring		
SEASON	TEAM	GP-GS	MIN/AVG	FG-FGA	FG%	3FG-3FGA	3FG%	FT-FTA	FT%	OFF	DEF	TOT	AVG	PF-FO	A	TO	BLK	STL	PTS	AVG
2022-23	USC	5-0	21/4.2	0-2	.000	0-1	.000	2-2	1.000	1	1	2	0.4	3-0	3	1	0	2	2	0.4
TOTAL		5-0	21/4.2	0-2	.000	0-1	.000	2-2	1.000	1	1	2	0.4	3-0	3	1	0	2	2	0.4

# 1 JACOBI WRIGHT

So. • Guard • 6-2 • 188 • Fort Mill, S.C. // Legacy Early College (Greenville, S.C.)

## CAREER HIGHS

### Single Game Highs

Statistic	Value
Points	14 vs South Carolina St. 11/08/22
Rebounds	6 vs Georgetown 12/05/21, vs Eastern Mich. 12/30/22
Assists	6 vs Georgetown 12/05/21
Steals	2 4 times
Blocks	1 vs Florida 01/15/22, vs Davidson 11/18/22
FG Made	5 vs USC Upstate 11/25/22
FG Attempts	12 vs USC Upstate 11/25/22
3FG Made	3 at Coastal Carolina 12/01/21, vs South Carolina St. 11/08/22
3FG Attempts	5 at Coastal Carolina 12/01/21, vs South Carolina St. 11/08/22, vs Western Ky. 12/22/22
FT Made	4 vs Georgia 01/22/22, vs Tennessee 02/05/22, vs Tennessee 01/07/23
FT Attempts	5 vs Georgetown 12/05/21

## SUPERLATIVES

	'22-23	Career
Double-figure scoring	3	5
Double-figure rebounding	-	-
Double-double	-	-
3+ assists	5	15
2+ steals	1	4
Team high scoring	-	-
Team high rebounding	-	-
Team high assists	4	12
Team high steals	3	4

*includes led, or shared team high*



**INSTAGRAM:** @jacobi

**TWITTER:** @JacobiWright

## 2020-21 GAME-BY-GAME

Opponent	Date	GS	MIN	Total		3-Pointers		Free throws		Rebounds			PF	A	TO	BLK	STL	PTS	AVG		
				FG-FA	PCT	3FG-3FA	PCT	FT-FTA	PCT	OFF	DEF	TOT								AVG	
South Carolina St.	11/08/2022	*	32:06	4-7	.571	3-5	.600	3-4	.750	3	2	5	5.0	1	4	1	0	14	14.0		
Clemson	11/11/2022		22:32	4-8	.500	2-2	1.000	0-0	.000	1	3	4	4.5	1	2	1	0	10	12.0		
vs Colorado St.	11/17/2022		26:40	3-8	.375	2-4	.500	0-0	.000	0	0	0	3.0	0	2	0	0	8	10.7		
vs Davidson	11/18/2022	*	38:33	2-7	.286	0-2	.000	1-1	1.000	0	0	0	2.3	3	2	3	1	5	9.3		
vs Furman	11/20/2022		24:44	2-4	.500	0-1	.000	3-4	.750	0	2	2	2.2	2	0	1	0	7	8.8		
USC Upstate	11/25/2022	*	37:47	5-12	.417	0-3	.000	0-1	.000	0	2	2	2.2	2	2	0	0	10	9.0		
at George Washington	11/30/2022	*	24:55	0-5	.000	0-2	.000	0-0	.000	1	3	4	2.4	0	4	0	0	1	7.7		
at Georgetown	12/03/2022		31:25	2-3	.667	0-1	.000	2-2	1.000	0	3	3	2.5	4	1	1	0	6	7.5		
Presbyterian	12/11/2022		23:56	3-5	.600	0-0	.000	0-1	.000	0	0	0	2.2	0	3	0	0	6	7.3		
at UAB	12/14/2022		19:51	3-7	.429	0-2	.000	0-0	.000	1	1	2	2.2	3	0	2	0	6	7.2		
vs East Carolina	12/17/2022		30:23	1-5	.200	0-2	.000	0-0	.000	1	0	1	2.1	1	2	1	0	2	6.7		
Western Ky.	12/22/2022		31:38	1-6	.167	1-5	.200	0-0	.000	0	5	5	2.3	0	3	1	0	3	6.4		
Eastern Mich.	12/30/2022		28:18	2-6	.333	1-2	.500	0-0	.000	0	6	6	2.6	2	3	1	0	5	6.3		
at Vanderbilt	01/03/2023		30:21	0-5	.000	0-3	.000	2-2	1.000	0	3	3	2.6	3	1	0	0	2	6.0		
Tennessee	01/07/2023		25:51	1-4	.250	1-3	.333	4-4	1.000	0	0	0	2.5	0	0	1	0	7	6.1		
at Kentucky	01/10/2023		17:00	1-3	.333	0-0	.000	2-2	1.000	3	0	3	2.5	1	0	0	0	4	5.9		
Texas A&M	01/14/2023		24:38	1-4	.250	0-1	.000	2-4	.500	0	1	1	2.4	1	1	0	0	2	5.8		
Ole Miss	01/17/2023		24:31	1-4	.250	1-3	.333	0-0	.000	0	1	1	2.3	2	0	0	0	3	5.7		
Totals			4	495:09	36-103	.350	11-41	.268	19-25	.760	10	32	42	2.3	26	30	13	1	9	102	5.7

### Player Averages

Games Played	Minutes/game	Points/game	FG Pct	3FG Pct	FT Pct	Rebounds/game	Assists/game	Turnovers/game	Assist/Turnover ratio	Steals/game	Blocks/game
18	27.5	5.7	35.0	26.8	76.0	2.3	1.7	0.7	2.3	0.5	0.1

## PLAYER BIO

### 2022-23

- Started and scored 10 points in 38 minutes in victory over USC Upstate (Nov. 25)
- Played career high 39 minutes vs. Davidson (Nov. 18)
- Had 10 points and four rebounds off the bench in a 60-58 rivalry game win vs. Clemson (Nov. 11)
- Tallied career-high 14 points in a 80-77 win vs. SC State (Nov. 8) ; led the team with four assists and also had five rebounds

### 2021-22

- Appeared in 31 games making nine starts in first season on campus
- Averaged 3.4 points, 1.8 assists and 1.6 rebounds per game
- Scored season-high 11 points at Coastal Carolina (Dec. 1) and vs. Army (Dec. 22)
- Had eight points, six rebounds and six assists (both season highs) in a 80-67 win vs. Georgetown (Dec. 5)
- Logged four games in SEC play with four assists ; team was 4-0 in those games
- Named to the SEC Community Service Team

### PRE-SOUTH CAROLINA

- > A four star prospect according to ESPN.com and the No. 4 prospect in the state
- > Spent junior and senior seasons at Legacy Early College High School
- > Averaged 16.4 points, 3.6 rebounds, 3.7 assists and 1.2 steals per game as a senior; team captain as a senior
- > As a junior, averaged 17.4 points, 3.7 rebounds, 5.3 assists and 1.7 steals per game
- > Spent sophomore season at Fort Mill High School, averaging 25.3 points per game

### Personal

- > Son of Chris and Mikisha Wright
- > Has a sister, Kiana
- > His advice to young people is "believe in yourself, or nobody else will, everyone's journey is different."
- > Chose South Carolina because "it feels like home, the family environment. I felt like I fit the system, and I felt like the coaching staff and style fit me. I wanted to play at the highest level in the SEC."
- > Began playing basketball at the age of five
- > Lists Devin Booker as his favorite professional basketball player
- > A sport and entertainment management major

## CAREER STATS

			Field Goals		3-Point		F-Throws		Rebounds				Scoring							
SEASON	TEAM	GP-GS	MIN/AVG	FG-FGA	FG%	3FG-3FGA	3FG%	FT-FTA	FT%	OFF	DEF	TOT	AVG	PF-FO	A	TO	BLK	STL	PTS	AVG
2021-22	USC	30-9	465/15.5	36-113	.319	11-43	.256	20-28	.714	7	40	47	1.6	36-0	55	38	1	15	103	3.4
2022-23	USC	18-4	495/27.5	36-103	.350	11-41	.268	19-25	.760	10	32	42	2.3	26-0	30	13	1	9	102	5.7
<b>TOTAL</b>		<b>48-13</b>	<b>960/20.0</b>	<b>72-216</b>	<b>.333</b>	<b>22-84</b>	<b>.262</b>	<b>39-53</b>	<b>.736</b>	<b>17</b>	<b>72</b>	<b>89</b>	<b>1.9</b>	<b>62-0</b>	<b>85</b>	<b>51</b>	<b>2</b>	<b>24</b>	<b>205</b>	<b>4.3</b>





# 2022-23 South Carolina Men's Basketball Combined Team Statistics All games

Page 1/1  
as of Jan 18, 2023

## Game Records

Record	Overall	Home	Away	Neutral
ALL GAMES	8-10	6-3	2-3	0-4
CONFERENCE	1-4	0-3	1-1	0-0
NON-CONFERENCE	7-6	6-0	1-2	0-4

## Score by Periods

Team	1st	2nd	OT	TOT
South Carolina	514	611	21	1146
Opponents	633	643	23	1299

## Team Box Score

No.	Player				Total		3-Point		F-Throw		Rebounds											
		GP-GS	MIN	AVG	FG-FGA	FG%	3FG-3FGA	3FG%	FT-FTA	FT%	OFF	DEF	TOT	AVG	PF	DQ	A	TO	BLK	STL	PTS	AVG
23	JACKSON II, Gregory "GG"	18-18	597:56	33.2	103-266	.387	29-94	.309	37-59	.627	33	86	119	6.6	30	0	14	43	14	14	272	15.1
5	JOHNSON, Meechie	16-15	514:54	32.2	69-187	.369	39-118	.331	23-34	.676	13	53	66	4.1	23	0	55	40	1	12	200	12.5
10	BROWN, Hayden	17-17	509:09	29.9	69-164	.421	13-60	.217	37-55	.673	21	63	84	4.9	60	5	18	33	10	15	188	11.1
2	CARTER, JR., Chico	17-17	540:56	31.8	70-144	.486	36-74	.486	12-21	.571	9	26	35	2.1	28	1	30	26	1	12	188	11.1
1	WRIGHT, Jacobi	18-4	495:09	27.5	36-103	.350	11-41	.268	19-25	.760	10	32	42	2.3	26	0	30	13	1	9	102	5.7
31	BOSMANS-VERDONK, Benjamin	17-14	297:07	17.5	18-45	.400	0-0	.000	15-25	.600	37	24	61	3.6	42	1	24	30	3	8	51	3.0
12	DAVIS, Zachary	16-2	201:54	12.6	18-40	.450	3-18	.167	4-6	.667	11	28	39	2.4	13	0	8	8	3	8	43	2.7
33	GRAY, Josh	18-3	217:19	12.1	20-38	.526	0-0	.000	8-17	.471	32	34	66	3.7	39	1	7	12	16	3	48	2.7
30	HANKINS-SANFORD, Daniel	14-0	130:09	9.3	14-45	.311	2-7	.286	6-12	.500	19	19	38	2.7	10	0	3	8	1	2	36	2.6
44	COOPER JR., Ford	13-0	100:35	7.7	4-19	.211	3-15	.200	2-2	1.000	2	8	10	0.8	9	0	2	3	0	1	13	1.0
21	BENSON, Ja'Von	4-0	13:20	3.3	1-6	.167	1-4	.250	0-0	.000	0	3	3	0.8	1	0	0	0	0	0	3	0.8
14	SPARKMAN, Eli	5-0	21:08	4.2	0-2	.000	0-1	.000	2-2	1.000	1	1	2	0.4	3	0	3	1	0	2	2	0.4
4	MINOTT, Tre-Vaughn	4-0	10:25	2.6	0-0	.000	0-0	.000	0-1	.000	0	1	1	0.3	1	0	0	0	1	0	0	0.0
Team											31	22	53					13				
Total		18	3650		422-1059	.398	137-432	.317	165-259	.637	219	400	619	34.4	285	8	194	230	51	86	1146	63.7
Opponents		18	3650		493-1050	.470	136-373	.365	177-277	.639	193	448	641	35.6	275	2	255	196	62	121	1299	72.2

## Team Statistics

	USC	OPP
<b>Scoring</b>	<b>1146</b>	<b>1299</b>
Points per game	63.7	72.2
Scoring margin	-8.5	-
<b>Field goals-att</b>	<b>422-1059</b>	<b>493-1050</b>
Field goal pct	.398	.470
<b>3 point fg-att</b>	<b>137-432</b>	<b>136-373</b>
3-point FG pct	.317	.365
3-pt FG made per game	7.6	7.6
<b>Free throws-att</b>	<b>165-259</b>	<b>177-277</b>
Free throw pct	.637	.639
F-Throws made per game	9.2	9.8
<b>Rebounds</b>	<b>619</b>	<b>641</b>
Rebounds per game	34.4	35.6
Rebounding margin	-1.2	-
<b>Assists</b>	<b>194</b>	<b>255</b>
Assists per game	10.8	14.2
<b>Turnovers</b>	<b>230</b>	<b>196</b>
Turnovers per game	12.8	10.9
Turnover margin	-1.9	-
Assist/turnover ratio	0.8	1.3
<b>Steals</b>	<b>86</b>	<b>121</b>
Steals per game	4.8	6.7
<b>Blocks</b>	<b>51</b>	<b>62</b>
Blocks per game	2.8	3.4
<b>Winning streak</b>	<b>0</b>	<b>-</b>
Home win streak	0	-
<b>Attendance</b>	<b>92959</b>	<b>38470</b>
Home games-Avg/Game	9-10329	5-7694
Neutral site-Avg/Game	-	4-3554

## Team Results

Date	Opponent		Score	Att.
11/08/2022	South Carolina St.	W	80-77	12012
11/11/2022	Clemson	W	60-58	13380
11/17/2022	vs Colorado St.	L	53-85	5017
11/18/2022	vs Davidson	L	60-69	3459
11/20/2022	vs Furman	L	60-79	1621
11/25/2022	USC Upstate	W	68-53	9347
11/30/2022	at George Washington	L	55-79	2216
12/03/2022	at Georgetown	Wot	74-71	5391
12/11/2022	Presbyterian	W	68-57	9276
12/14/2022	at UAB	L	70-84	5126
12/17/2022	vs East Carolina	L	56-64	4117
12/22/2022	Western Ky.	W	65-58	9163
12/30/2022	Eastern Mich.	W	74-64	9023
01/03/2023	at Vanderbilt	Lot	79-84	6344
01/07/2023	Tennessee	L	42-85	10704
01/10/2023	at Kentucky	W	71-68	19393
01/14/2023	Texas A&M	L	53-94	10883
01/17/2023	Ole Miss	L	58-70	9171



## 2022-23 South Carolina Men's Basketball Combined Team Statistics In Conference games

Page 1/1  
as of Jan 18, 2023

### Game Records

Record	Overall	Home	Away	Neutral
ALL GAMES	1-4	0-3	1-1	0-0
CONFERENCE	1-4	0-3	1-1	0-0
NON-CONFERENCE	0-0	0-0	0-0	0-0

### Score by Periods

Team	1st	2nd	OT	TOT
South Carolina	133	158	12	303
Opponents	189	195	17	401

### Team Box Score

No.	Player				Total		3-Point		F-Throw		Rebounds													
		GP-GS	MIN	AVG	FG-FGA	FG%	3FG-3FGA	3FG%	FT-FTA	FT%	OFF	DEF	TOT	AVG	PF	DQ	A	TO	BLK	STL	PTS	AVG		
5	JOHNSON, Meechie	5-5	174:12	34.8	27-65	.415	13-39	.333	12-12	1.000	4	15	19	3.8	6	0	14	19	0	3	79	15.8		
2	CARTER, JR., Chico	5-5	167:16	33.5	20-42	.476	8-19	.421	4-6	.667	4	10	14	2.8	11	1	9	9	1	4	52	10.4		
23	JACKSON II, Gregory "GG"	5-5	165:15	33.0	19-67	.284	4-27	.148	7-13	.538	4	17	21	4.2	6	0	6	9	1	4	49	9.8		
10	BROWN, Hayden	4-4	99:55	25.0	16-38	.421	3-14	.214	3-4	.750	3	10	13	3.3	19	3	4	5	2	5	38	9.5		
12	DAVIS, Zachary	5-1	69:06	13.8	9-14	.643	2-4	.500	4-5	.800	2	11	13	2.6	6	0	3	2	2	3	24	4.8		
1	WRIGHT, Jacobi	5-0	122:21	24.5	4-20	.200	2-10	.200	10-12	.833	3	5	8	1.6	7	0	2	1	0	4	20	4.0		
33	GRAY, Josh	5-3	70:15	14.0	8-16	.500	0-0	.000	1-2	.500	7	7	14	2.8	11	0	2	5	3	2	17	3.4		
30	HANKINS-SANFORD, Daniel	5-0	48:02	9.6	5-14	.357	2-3	.667	0-0	.000	3	3	6	1.2	5	0	0	1	0	2	12	2.4		
44	COOPER JR., Ford	3-0	19:34	6.5	2-6	.333	2-5	.400	0-0	.000	1	0	1	0.3	2	0	0	2	0	0	6	2.0		
31	BOSMANS-VERDONK, Benjamin	5-2	74:05	14.8	0-4	.000	0-0	.000	6-8	.750	5	3	8	1.6	14	1	5	7	0	1	6	1.2		
4	MINOTT, Tre-Vaughn	2-0	07:00	3.5	0-0	.000	0-0	.000	0-1	.000	0	1	1	0.5	0	0	0	0	1	0	0	0.0		
21	BENSON, Ja'Von	2-0	04:03	2.0	0-0	.000	0-0	.000	0-0	.000	0	0	0	0.0	0	0	0	0	0	0	0	0.0		
14	SPARKMAN, Eli	1-0	03:57	4.0	0-0	.000	0-0	.000	0-0	.000	1	1	2	2.0	1	0	0	0	0	1	0	0.0		
Team											9	9	18					5						
Total		5	1025		110-286	.385	36-121	.298	47-63	.746	46	92	138	27.6	88	5	45	65	10	29	303	60.6		
Opponents		5	1025		148-297	.498	39-95	.411	66-103	.641	73	138	211	42.2	76	0	75	56	23	33	401	80.2		

### Team Statistics

	USC	OPP
<b>Scoring</b>	<b>303</b>	<b>401</b>
Points per game	60.6	80.2
Scoring margin	-19.6	-
<b>Field goals-att</b>	<b>110-286</b>	<b>148-297</b>
Field goal pct	.385	.498
<b>3 point fg-att</b>	<b>36-121</b>	<b>39-95</b>
3-point FG pct	.298	.411
3-pt FG made per game	7.2	7.8
<b>Free throws-att</b>	<b>47-63</b>	<b>66-103</b>
Free throw pct	.746	.641
F-Throws made per game	9.4	13.2
<b>Rebounds</b>	<b>138</b>	<b>211</b>
Rebounds per game	27.6	42.2
Rebounding margin	-14.6	-
<b>Assists</b>	<b>45</b>	<b>75</b>
Assists per game	9.0	15.0
<b>Turnovers</b>	<b>65</b>	<b>56</b>
Turnovers per game	13.0	11.2
Turnover margin	-1.8	-
Assist/turnover ratio	0.7	1.3
<b>Steals</b>	<b>29</b>	<b>33</b>
Steals per game	5.8	6.6
<b>Blocks</b>	<b>10</b>	<b>23</b>
Blocks per game	2.0	4.6
<b>Winning streak</b>	<b>0</b>	<b>-</b>
Home win streak	0	-
<b>Attendance</b>	<b>30758</b>	<b>25737</b>
Home games-Avg/Game	3-10253	2-12869
Neutral site-Avg/Game	-	0-0

### Team Results

Date	Opponent		Score	Att.
01/03/2023	at Vanderbilt	Lot	79-84	6344
01/07/2023	Tennessee	L	42-85	10704
01/10/2023	at Kentucky	W	71-68	19393
01/14/2023	Texas A&M	L	53-94	10883
01/17/2023	Ole Miss	L	58-70	9171



2022-23 South Carolina Men's Basketball  
Category Leaders  
All games

Page 1/3  
as of Jan 18, 2023

Points

##	Player	G	Pts	Pts/G
23	Jackson II, Gregory "GG"	18	272	15.1
5	Johnson, Meechie	16	200	12.5
10	Brown, Hayden	17	188	11.1
2	Carter, Jr., Chico	17	188	11.1
1	Wright, Jacobi	18	102	5.7
31	Bosmans-Verdonk, Benjamin	17	51	3.0
33	Gray, Josh	18	48	2.7
12	Davis, Zachary	16	43	2.7
30	Hankins-Sanford, Daniel	14	36	2.6
44	Cooper Jr., Ford	13	13	1.0
21	Benson, Ja'Von	4	3	0.8
14	Sparkman, Eli	5	2	0.4

Scoring Average

##	Player	G	Pts	Pts/G
23	Jackson II, Gregory "GG"	18	272	15.1
5	Johnson, Meechie	16	200	12.5
10	Brown, Hayden	17	188	11.1
2	Carter, Jr., Chico	17	188	11.1
1	Wright, Jacobi	18	102	5.7
31	Bosmans-Verdonk, Benjamin	17	51	3.0
12	Davis, Zachary	16	43	2.7
33	Gray, Josh	18	48	2.7
30	Hankins-Sanford, Daniel	14	36	2.6
44	Cooper Jr., Ford	13	13	1.0
21	Benson, Ja'Von	4	3	0.8
14	Sparkman, Eli	5	2	0.4

Field Goal Percentage

##	Player	FG	Att	Pct
33	Gray, Josh	20	38	.526
2	Carter, Jr., Chico	70	144	.486
12	Davis, Zachary	18	40	.450
10	Brown, Hayden	69	164	.421
31	Bosmans-Verdonk, Benjamin	18	45	.400
23	Jackson II, Gregory "GG"	103	266	.387
5	Johnson, Meechie	69	187	.369
1	Wright, Jacobi	36	103	.350
30	Hankins-Sanford, Daniel	14	45	.311
44	Cooper Jr., Ford	4	19	.211
21	Benson, Ja'Von	1	6	.167

Field Goal Attempts

##	Player	G	Att	Att/G
23	Jackson II, Gregory "GG"	18	266	14.8
5	Johnson, Meechie	16	187	11.7
10	Brown, Hayden	17	164	9.6
2	Carter, Jr., Chico	17	144	8.5
1	Wright, Jacobi	18	103	5.7

Field Goals Made

##	Player	G	Made	Made/G
23	Jackson II, Gregory "GG"	18	103	5.7
2	Carter, Jr., Chico	17	70	4.1
5	Johnson, Meechie	16	69	4.3
10	Brown, Hayden	17	69	4.1
1	Wright, Jacobi	18	36	2.0

3-Point FG Percentage

##	Player	3FG	Att	Pct
2	Carter, Jr., Chico	36	74	.486
5	Johnson, Meechie	39	118	.331
23	Jackson II, Gregory "GG"	29	94	.309
30	Hankins-Sanford, Daniel	2	7	.286
1	Wright, Jacobi	11	41	.268
21	Benson, Ja'Von	1	4	.250
10	Brown, Hayden	13	60	.217
44	Cooper Jr., Ford	3	15	.200
12	Davis, Zachary	3	18	.167

3-Point FG Attempts

##	Player	G	Att	Att/G
5	Johnson, Meechie	16	118	7.4
23	Jackson II, Gregory "GG"	18	94	5.2
2	Carter, Jr., Chico	17	74	4.4
10	Brown, Hayden	17	60	3.5
1	Wright, Jacobi	18	41	2.3

3-Point FG Made

##	Player	G	Made	Made/G
5	Johnson, Meechie	16	39	2.4
2	Carter, Jr., Chico	17	36	2.1
23	Jackson II, Gregory "GG"	18	29	1.6
10	Brown, Hayden	17	13	0.8
1	Wright, Jacobi	18	11	0.6





2022-23 South Carolina Men's Basketball  
Category Leaders  
All games

Page 2/3  
as of Jan 18, 2023

#### Free Throw Percentage

##	Player	Made	Att	Pct
14	Sparkman, Eli	2	2	1.000
44	Cooper Jr., Ford	2	2	1.000
1	Wright, Jacobi	19	25	.760
5	Johnson, Meechie	23	34	.676
10	Brown, Hayden	37	55	.673
12	Davis, Zachary	4	6	.667
23	Jackson II, Gregory "GG"	37	59	.627
31	Bosmans-Verdonk, Benjamin	15	25	.600
2	Carter, Jr., Chico	12	21	.571
30	Hankins-Sanford, Daniel	6	12	.500
33	Gray, Josh	8	17	.471

#### Free Throw Attempts

##	Player	G	Att	Att/G
23	Jackson II, Gregory "GG"	18	59	3.3
10	Brown, Hayden	17	55	3.2
5	Johnson, Meechie	16	34	2.1
1	Wright, Jacobi	18	25	1.4
31	Bosmans-Verdonk, Benjamin	17	25	1.5

#### Free Throws Made

##	Player	G	Made	Made/G
23	Jackson II, Gregory "GG"	18	37	2.1
10	Brown, Hayden	17	37	2.2
5	Johnson, Meechie	16	23	1.4
1	Wright, Jacobi	18	19	1.1
31	Bosmans-Verdonk, Benjamin	17	15	0.9

#### Rebounds

##	Player	G	Reb	Reb/G
23	Jackson II, Gregory "GG"	18	119	6.6
10	Brown, Hayden	17	84	4.9
5	Johnson, Meechie	16	66	4.1
33	Gray, Josh	18	66	3.7
31	Bosmans-Verdonk, Benjamin	17	61	3.6

#### Assists

##	Player	G	Ast	Ast/G
5	Johnson, Meechie	16	55	3.4
2	Carter, Jr., Chico	17	30	1.8
1	Wright, Jacobi	18	30	1.7
31	Bosmans-Verdonk, Benjamin	17	24	1.4
10	Brown, Hayden	17	18	1.1

#### Rebounds Average

##	Player	G	Reb	Reb/G
23	Jackson II, Gregory "GG"	18	119	6.6
10	Brown, Hayden	17	84	4.9
5	Johnson, Meechie	16	66	4.1
33	Gray, Josh	18	66	3.7
31	Bosmans-Verdonk, Benjamin	17	61	3.6

#### Steals

##	Player	G	Stl	Stl/G
10	Brown, Hayden	17	15	0.9
23	Jackson II, Gregory "GG"	18	14	0.8
5	Johnson, Meechie	16	12	0.8
2	Carter, Jr., Chico	17	12	0.7
1	Wright, Jacobi	18	9	0.5

#### Offensive Rebounds

##	Player	G	OReb	OReb/G
31	Bosmans-Verdonk, Benjamin	17	37	2.2
23	Jackson II, Gregory "GG"	18	33	1.8
33	Gray, Josh	18	32	1.8
10	Brown, Hayden	17	21	1.2
30	Hankins-Sanford, Daniel	14	19	1.4

#### Blocked Shots

##	Player	G	Blk	Blk/G
33	Gray, Josh	18	16	0.9
23	Jackson II, Gregory "GG"	18	14	0.8
10	Brown, Hayden	17	10	0.6
31	Bosmans-Verdonk, Benjamin	17	3	0.2
12	Davis, Zachary	16	3	0.2

#### Defensive Rebounds

##	Player	G	DReb	DReb/G
23	Jackson II, Gregory "GG"	18	86	4.8
10	Brown, Hayden	17	63	3.7
5	Johnson, Meechie	16	53	3.3
33	Gray, Josh	18	34	1.9
1	Wright, Jacobi	18	32	1.8

#### Minutes

##	Player	G	Min	Min/G
23	Jackson II, Gregory "GG"	18	598	33:13
2	Carter, Jr., Chico	17	541	31:49
5	Johnson, Meechie	16	515	32:11
10	Brown, Hayden	17	509	29:57
1	Wright, Jacobi	18	495	27:31

#### Fouls

##	Player	G	PF	PF/G
10	Brown, Hayden	17	60	3.5
31	Bosmans-Verdonk, Benjamin	17	42	2.5
33	Gray, Josh	18	39	2.2
23	Jackson II, Gregory "GG"	18	30	1.7
2	Carter, Jr., Chico	17	28	1.6

#### Turnovers

##	Player	G	TO	TO/G
23	Jackson II, Gregory "GG"	18	43	2.4
5	Johnson, Meechie	16	40	2.5
10	Brown, Hayden	17	33	1.9
31	Bosmans-Verdonk, Benjamin	17	30	1.8
2	Carter, Jr., Chico	17	26	1.5



**2022-23 South Carolina Men's Basketball**  
**Category Leaders**  
**All games**

Page 3/3  
as of Jan 18, 2023

**Foul Outs**

##	Player	G	FO
10	Brown, Hayden	17	5
2	Carter, Jr., Chico	17	1
31	Bosmans-Verdonk, Benjamin	17	1
33	Gray, Josh	18	1



**2022-23 South Carolina Men's Basketball**  
**Player Highs Analysis**  
**All games**

Page 1/4  
as of Jan 18, 2023

**South Carolina - Individual Game Highs**

<b>POINTS</b>	26		Meechie Johnson at Kentucky (01/10/2023)
	26		Chico Carter, Jr. vs Davidson (N) (11/18/2022)
	25		Meechie Johnson vs Western Ky. (12/22/2022)
	24		Chico Carter, Jr. at Vanderbilt (01/03/2023)
	24		Gregory "GG" Jackson II vs Eastern Mich. (12/30/2022)
<b>FIELD GOALS MADE</b>	9		Meechie Johnson at Kentucky (01/10/2023)
	9		Chico Carter, Jr. at Vanderbilt (01/03/2023)
	9		Gregory "GG" Jackson II vs Eastern Mich. (12/30/2022)
	9		Gregory "GG" Jackson II at Georgetown (12/03/2022)
	9		Chico Carter, Jr. vs Davidson (N) (11/18/2022)
<b>FIELD GOAL ATTEMPTS</b>	20		Gregory "GG" Jackson II vs Ole Miss (01/17/2023)
	19		Gregory "GG" Jackson II vs Eastern Mich. (12/30/2022)
	19		Gregory "GG" Jackson II at Georgetown (12/03/2022)
<b>FIELD GOAL PERCENTAGE (min 5 made)</b>	.857	(6-7)	Chico Carter, Jr. vs Eastern Mich. (12/30/2022)
	.667	(6-9)	Hayden Brown vs USC Upstate (11/25/2022)
	.667	(6-9)	Chico Carter, Jr. vs Clemson (11/11/2022)
<b>3 PT FG MADE</b>	6		Meechie Johnson at Kentucky (01/10/2023)
	6		Meechie Johnson vs Western Ky. (12/22/2022)
	6		Chico Carter, Jr. vs Davidson (N) (11/18/2022)
<b>3 PT FG ATTEMPTS</b>	11		Meechie Johnson vs Western Ky. (12/22/2022)
	10		Meechie Johnson at Kentucky (01/10/2023)
	10		Meechie Johnson at Georgetown (12/03/2022)
<b>3 PT FG PERCENTAGE (min 2 made)</b>	1.000	(4-4)	Chico Carter, Jr. at UAB (12/14/2022)
	1.000	(2-2)	Gregory "GG" Jackson II at Kentucky (01/10/2023)
	1.000	(2-2)	Jacobi Wright vs Clemson (11/11/2022)
	1.000	(2-2)	Gregory "GG" Jackson II vs South Carolina St. (11/08/2022)
<b>FREE THROWS MADE</b>	9		Hayden Brown vs South Carolina St. (11/08/2022)
	6		Meechie Johnson vs Tennessee (01/07/2023)
	6		Hayden Brown vs Eastern Mich. (12/30/2022)
<b>FREE THROW ATTEMPTS</b>	12		Hayden Brown vs South Carolina St. (11/08/2022)
	10		Hayden Brown vs Eastern Mich. (12/30/2022)
<b>FREE THROW PERCENTAGE (min 3 made)</b>	1.000	(6-6)	Meechie Johnson vs Tennessee (01/07/2023)
	1.000	(4-4)	Jacobi Wright vs Tennessee (01/07/2023)
	1.000	(4-4)	Hayden Brown vs Davidson (N) (11/18/2022)
	1.000	(3-3)	Hayden Brown vs East Carolina (N) (12/17/2022)
	1.000	(3-3)	Hayden Brown vs USC Upstate (11/25/2022)
	1.000	(3-3)	Daniel Hankins-Sanford vs South Carolina St. (11/08/2022)
<b>REBOUNDS</b>	16		Gregory "GG" Jackson II vs Western Ky. (12/22/2022)
	10		Josh Gray vs Clemson (11/11/2022)
	10		Gregory "GG" Jackson II vs South Carolina St. (11/08/2022)
<b>ASSISTS</b>	8		Meechie Johnson at Georgetown (12/03/2022)
	7		Meechie Johnson at UAB (12/14/2022)
<b>STEALS</b>	3		Meechie Johnson at UAB (12/14/2022)
	3		Gregory "GG" Jackson II vs Davidson (N) (11/18/2022)
<b>BLOCKED SHOTS</b>	3		Gregory "GG" Jackson II at George Washington (11/30/2022)
	3		Hayden Brown vs Davidson (N) (11/18/2022)
	3		Josh Gray vs Clemson (11/11/2022)
<b>TURNOVERS</b>	7		Benjamin Bosmans-Verdonk vs Clemson (11/11/2022)
	5		Meechie Johnson at Kentucky (01/10/2023)
	5		Meechie Johnson vs Tennessee (01/07/2023)
	5		Gregory "GG" Jackson II at UAB (12/14/2022)
	5		Hayden Brown at George Washington (11/30/2022)
	5		Gregory "GG" Jackson II vs Furman (N) (11/20/2022)





2022-23 South Carolina Men's Basketball  
Player Highs Analysis  
All games

Page 2/4  
as of Jan 18, 2023

South Carolina - Individual Game Highs

FOULS	5	Hayden Brown vs Ole Miss (01/17/2023)
	5	Chico Carter, Jr. vs Ole Miss (01/17/2023)
	5	Hayden Brown at Kentucky (01/10/2023)
	5	Hayden Brown at Vanderbilt (01/03/2023)
	5	Benjamin Bosmans-Verdonk at Vanderbilt (01/03/2023)
	5	Hayden Brown at Georgetown (12/03/2022)
	5	Hayden Brown vs USC Upstate (11/25/2022)
	5	Josh Gray vs South Carolina St. (11/08/2022)



**2022-23 South Carolina Men's Basketball**  
**Player Highs Analysis**  
**All games**

Page 3/4  
as of Jan 18, 2023

**Opponent - Individual Game Highs**

<b>POINTS</b>	36		Emoni Bates vs Eastern Mich. (12/30/2022)
	28		Dayvion McKnight vs Western Ky. (12/22/2022)
	25		KJ Buffen at UAB (12/14/2022)
	24		Ezra Manjon at Vanderbilt (01/03/2023)
	24		James Bishop at George Washington (11/30/2022)
	24		James Moors vs Colorado St. (N) (11/17/2022)
<b>FIELD GOALS MADE</b>	13		Emoni Bates vs Eastern Mich. (12/30/2022)
	10		Olivier Nkamhoua vs Tennessee (01/07/2023)
	10		Dayvion McKnight vs Western Ky. (12/22/2022)
	10		KJ Buffen at UAB (12/14/2022)
	10		James Moors vs Colorado St. (N) (11/17/2022)
<b>FIELD GOAL ATTEMPTS</b>	25		Emoni Bates vs Eastern Mich. (12/30/2022)
	19		James Bishop at George Washington (11/30/2022)
<b>FIELD GOAL PERCENTAGE (min 5 made)</b>	1.000	(10-10)	Olivier Nkamhoua vs Tennessee (01/07/2023)
	.833	(10-12)	James Moors vs Colorado St. (N) (11/17/2022)
	.833	(5-6)	Patrick Cartier vs Colorado St. (N) (11/17/2022)
<b>3 PT FG MADE</b>	8		Emoni Bates vs Eastern Mich. (12/30/2022)
	5		Matthew Murrell vs Ole Miss (01/17/2023)
	5		Jordan Walker at UAB (12/14/2022)
	5		James Bishop at George Washington (11/30/2022)
<b>3 PT FG ATTEMPTS</b>	15		Emoni Bates vs Eastern Mich. (12/30/2022)
	12		Jordan Walker at UAB (12/14/2022)
<b>3 PT FG PERCENTAGE (min 2 made)</b>	1.000	(2-2)	James Moors vs Colorado St. (N) (11/17/2022)
	.750	(3-4)	Jordan Wright at Vanderbilt (01/03/2023)
	.750	(3-4)	Garrett Hien vs Furman (N) (11/20/2022)
<b>FREE THROWS MADE</b>	10		Liam Robbins at Vanderbilt (01/03/2023)
	8		Ezra Manjon at Vanderbilt (01/03/2023)
	8		Dayvion McKnight vs Western Ky. (12/22/2022)
<b>FREE THROW ATTEMPTS</b>	15		Liam Robbins at Vanderbilt (01/03/2023)
	10		Oscar Tshiebwe at Kentucky (01/10/2023)
	10		Dayvion McKnight vs Western Ky. (12/22/2022)
<b>FREE THROW PERCENTAGE (min 3 made)</b>	1.000	(6-6)	Jay Heath at Georgetown (12/03/2022)
	1.000	(5-5)	Jordan Walker at UAB (12/14/2022)
	1.000	(4-4)	Jayveous McKinnis vs Ole Miss (01/17/2023)
	1.000	(4-4)	KJ Buffen at UAB (12/14/2022)
	1.000	(4-4)	Foster Loyer vs Davidson (N) (11/18/2022)
	1.000	(3-3)	Eric Gaines at UAB (12/14/2022)
	1.000	(3-3)	James Bishop at George Washington (11/30/2022)
<b>REBOUNDS</b>	12		Oscar Tshiebwe at Kentucky (01/10/2023)
	11		Henry Coleman III vs Texas A&M (01/14/2023)
<b>ASSISTS</b>	8		Zakai Zeigler vs Tennessee (01/07/2023)
	8		James Bishop at George Washington (11/30/2022)
	8		Mike Bothwell vs Furman (N) (11/20/2022)
<b>STEALS</b>	4		Zakai Zeigler vs Tennessee (01/07/2023)
	4		Jahmai Mashack vs Tennessee (01/07/2023)
	4		Ezra Ausar vs East Carolina (N) (12/17/2022)
<b>BLOCKED SHOTS</b>	6		Liam Robbins at Vanderbilt (01/03/2023)
	3		Daimion Collins at Kentucky (01/10/2023)
	3		Jamarion Sharp vs Western Ky. (12/22/2022)
	3		Trey Jemison at UAB (12/14/2022)



2022-23 South Carolina Men's Basketball  
Player Highs Analysis  
All games

Page 4/4  
as of Jan 18, 2023

Opponent - Individual Game Highs

TURNOVERS	6	Trae Broadnax vs USC Upstate (11/25/2022)
	4	Javon Small vs East Carolina (N) (12/17/2022)
	4	Brendan Adams at George Washington (11/30/2022)
	4	James Bishop at George Washington (11/30/2022)
	4	Garrett Hien vs Furman (N) (11/20/2022)
	4	Jalen Slawson vs Furman (N) (11/20/2022)
	4	Foster Loyer vs Davidson (N) (11/18/2022)
FOULS	5	Jairus Hamilton vs Western Ky. (12/22/2022)
	5	Baylor Hebb vs Colorado St. (N) (11/17/2022)





2022-23 South Carolina Men's Basketball  
Team High/Low Analysis  
All games

Page 1/4  
as of Jan 18, 2023

South Carolina - Game Highs

POINTS	80		South Carolina St. (11/08/2022)
	79		at Vanderbilt (01/03/2023)
	74		Eastern Mich. (12/30/2022)
	74		at Georgetown (12/03/2022)
	71		at Kentucky (01/10/2023)
FIELD GOALS MADE	30		at Vanderbilt (01/03/2023)
	28		Eastern Mich. (12/30/2022)
	28		at Georgetown (12/03/2022)
	28		USC Upstate (11/25/2022)
FIELD GOAL ATTEMPTS	72		at Vanderbilt (01/03/2023)
	65		at George Washington (11/30/2022)
FIELD GOAL PERCENTAGE	.491	(27-55)	Presbyterian (12/11/2022)
	.482	(27-56)	at Kentucky (01/10/2023)
3 PT FG MADE	11		at Kentucky (01/10/2023)
	10		at UAB (12/14/2022)
	10		at Georgetown (12/03/2022)
	10		Clemson (11/11/2022)
3 PT FG ATTEMPTS	31		at Georgetown (12/03/2022)
	29		at Vanderbilt (01/03/2023)
3 PT FG PERCENTAGE	.550	(11-20)	at Kentucky (01/10/2023)
	.400	(10-25)	at UAB (12/14/2022)
FREE THROWS MADE	21		South Carolina St. (11/08/2022)
	14		Tennessee (01/07/2023)
FREE THROW ATTEMPTS	32		South Carolina St. (11/08/2022)
	25		Western Ky. (12/22/2022)
FREE THROW PERCENTAGE	.933	(14-15)	Tennessee (01/07/2023)
	.857	(6-7)	at Kentucky (01/10/2023)
REBOUNDS	51		Western Ky. (12/22/2022)
	50		Clemson (11/11/2022)
ASSISTS	18		at Georgetown (12/03/2022)
	15		at UAB (12/14/2022)
STEALS	10		Tennessee (01/07/2023)
	8		vs Davidson (N) (11/18/2022)
BLOCKED SHOTS	7		vs Davidson (N) (11/18/2022)
	5		Tennessee (01/07/2023)
	5		South Carolina St. (11/08/2022)
TURNOVERS	19		Clemson (11/11/2022)
	18		Tennessee (01/07/2023)
FOULS	25		at Vanderbilt (01/03/2023)
	22		Western Ky. (12/22/2022)



2022-23 South Carolina Men's Basketball  
Team High/Low Analysis  
All games

Page 2/4  
as of Jan 18, 2023

Opponent - Game Highs

POINTS	94		Texas A&M (01/14/2023)
	85		Tennessee (01/07/2023)
	85		vs Colorado St. (N) (11/17/2022)
	84		at Vanderbilt (01/03/2023)
	84		at UAB (12/14/2022)
FIELD GOALS MADE	35		Tennessee (01/07/2023)
	35		vs Colorado St. (N) (11/17/2022)
FIELD GOAL ATTEMPTS	68		Tennessee (01/07/2023)
	67		at UAB (12/14/2022)
FIELD GOAL PERCENTAGE	.583	(35-60)	vs Colorado St. (N) (11/17/2022)
	.548	(34-62)	Texas A&M (01/14/2023)
3 PT FG MADE	12		at George Washington (11/30/2022)
	12		vs Furman (N) (11/20/2022)
3 PT FG ATTEMPTS	28		Eastern Mich. (12/30/2022)
	27		at George Washington (11/30/2022)
	27		vs Furman (N) (11/20/2022)
3 PT FG PERCENTAGE	.455	(10-22)	Tennessee (01/07/2023)
	.450	(9-20)	Texas A&M (01/14/2023)
FREE THROWS MADE	23		at Vanderbilt (01/03/2023)
	17		Texas A&M (01/14/2023)
FREE THROW ATTEMPTS	35		at Vanderbilt (01/03/2023)
	26		Ole Miss (01/17/2023)
FREE THROW PERCENTAGE	.941	(16-17)	at UAB (12/14/2022)
	.889	(8-9)	vs Davidson (N) (11/18/2022)
REBOUNDS	48		Texas A&M (01/14/2023)
	48		Tennessee (01/07/2023)
ASSISTS	22		vs Furman (N) (11/20/2022)
	21		at George Washington (11/30/2022)
STEALS	13		Tennessee (01/07/2023)
	13		at Georgetown (12/03/2022)
BLOCKED SHOTS	7		at Vanderbilt (01/03/2023)
	6		at Kentucky (01/10/2023)
	6		Western Ky. (12/22/2022)
	6		South Carolina St. (11/08/2022)
TURNOVERS	14		Tennessee (01/07/2023)
	13		at Vanderbilt (01/03/2023)
	13		USC Upstate (11/25/2022)
	13		vs Davidson (N) (11/18/2022)
	13		Clemson (11/11/2022)
FOULS	24		South Carolina St. (11/08/2022)
	18		Tennessee (01/07/2023)
	18		Western Ky. (12/22/2022)



**2022-23 South Carolina Men's Basketball  
Team High/Low Analysis  
All games**

Page 3/4  
as of Jan 18, 2023

**South Carolina - Game Lows**

<b>POINTS</b>	42		Tennessee (01/07/2023)
	53		Texas A&M (01/14/2023)
	53		vs Colorado St. (N) (11/17/2022)
	55		at George Washington (11/30/2022)
	56		vs East Carolina (N) (12/17/2022)
<b>FIELD GOALS MADE</b>	12		Tennessee (01/07/2023)
	19		Texas A&M (01/14/2023)
	19		vs Colorado St. (N) (11/17/2022)
<b>FIELD GOAL ATTEMPTS</b>	48		Tennessee (01/07/2023)
	49		vs Furman (N) (11/20/2022)
<b>FIELD GOAL PERCENTAGE</b>	.250	(12-48)	Tennessee (01/07/2023)
	.311	(19-61)	vs Colorado St. (N) (11/17/2022)
<b>3 PT FG MADE</b>	4		Tennessee (01/07/2023)
	4		USC Upstate (11/25/2022)
<b>3 PT FG ATTEMPTS</b>	18		USC Upstate (11/25/2022)
	18		vs Davidson (N) (11/18/2022)
<b>3 PT FG PERCENTAGE</b>	.154	(4-26)	Tennessee (01/07/2023)
	.222	(4-18)	USC Upstate (11/25/2022)
<b>FREE THROWS MADE</b>	5		at George Washington (11/30/2022)
	6		at Kentucky (01/10/2023)
	6		Presbyterian (12/11/2022)
	6		Clemson (11/11/2022)
<b>FREE THROW ATTEMPTS</b>	7		at Kentucky (01/10/2023)
	9		at George Washington (11/30/2022)
	9		vs Colorado St. (N) (11/17/2022)
<b>FREE THROW PERCENTAGE</b>	.462	(6-13)	Clemson (11/11/2022)
	.480	(12-25)	Western Ky. (12/22/2022)
<b>REBOUNDS</b>	16		Texas A&M (01/14/2023)
	21		Tennessee (01/07/2023)
<b>ASSISTS</b>	5		Tennessee (01/07/2023)
	6		vs East Carolina (N) (12/17/2022)
<b>STEALS</b>	2		at Kentucky (01/10/2023)
	2		Western Ky. (12/22/2022)
<b>BLOCKED SHOTS</b>	0		at Georgetown (12/03/2022)
	1		Ole Miss (01/17/2023)
	1		at Kentucky (01/10/2023)
	1		at Vanderbilt (01/03/2023)
	1		vs East Carolina (N) (12/17/2022)
<b>TURNOVERS</b>	6		Presbyterian (12/11/2022)
	8		USC Upstate (11/25/2022)
<b>FOULS</b>	9		Presbyterian (12/11/2022)
	10		Eastern Mich. (12/30/2022)
	10		vs Furman (N) (11/20/2022)





**2022-23 South Carolina Men's Basketball  
Team High/Low Analysis  
All games**

Page 4/4  
as of Jan 18, 2023

**Opponent - Game Lows**

<b>POINTS</b>	53		USC Upstate (11/25/2022)
	57		Presbyterian (12/11/2022)
	58		Western Ky. (12/22/2022)
	58		Clemson (11/11/2022)
	64		Eastern Mich. (12/30/2022)
	64		vs East Carolina (N) (12/17/2022)
<b>FIELD GOALS MADE</b>	20		Western Ky. (12/22/2022)
	22		vs East Carolina (N) (12/17/2022)
<b>FIELD GOAL ATTEMPTS</b>	44		vs East Carolina (N) (12/17/2022)
	46		Presbyterian (12/11/2022)
<b>FIELD GOAL PERCENTAGE</b>	.364	(20-55)	Western Ky. (12/22/2022)
	.377	(23-61)	Clemson (11/11/2022)
<b>3 PT FG MADE</b>	2		USC Upstate (11/25/2022)
	3		at Kentucky (01/10/2023)
	3		Western Ky. (12/22/2022)
	3		at Georgetown (12/03/2022)
<b>3 PT FG ATTEMPTS</b>	10		at Kentucky (01/10/2023)
	12		USC Upstate (11/25/2022)
<b>3 PT FG PERCENTAGE</b>	.136	(3-22)	Western Ky. (12/22/2022)
	.167	(3-18)	at Georgetown (12/03/2022)
	.167	(2-12)	USC Upstate (11/25/2022)
<b>FREE THROWS MADE</b>	3		USC Upstate (11/25/2022)
	4		Eastern Mich. (12/30/2022)
	4		Presbyterian (12/11/2022)
<b>FREE THROW ATTEMPTS</b>	7		Tennessee (01/07/2023)
	7		Presbyterian (12/11/2022)
<b>FREE THROW PERCENTAGE</b>	.333	(3-9)	USC Upstate (11/25/2022)
	.444	(4-9)	Eastern Mich. (12/30/2022)
<b>REBOUNDS</b>	25		Presbyterian (12/11/2022)
	28		at Kentucky (01/10/2023)
	28		vs East Carolina (N) (12/17/2022)
	28		USC Upstate (11/25/2022)
<b>ASSISTS</b>	4		Western Ky. (12/22/2022)
	8		USC Upstate (11/25/2022)
<b>STEALS</b>	3		Ole Miss (01/17/2023)
	3		at Vanderbilt (01/03/2023)
	3		Presbyterian (12/11/2022)
	3		USC Upstate (11/25/2022)
<b>BLOCKED SHOTS</b>	1		vs East Carolina (N) (12/17/2022)
	1		vs Davidson (N) (11/18/2022)
<b>TURNOVERS</b>	6		at Kentucky (01/10/2023)
	8		Eastern Mich. (12/30/2022)
	8		Western Ky. (12/22/2022)
	8		vs Colorado St. (N) (11/17/2022)
<b>FOULS</b>	11		at Kentucky (01/10/2023)
	11		at George Washington (11/30/2022)