



# MISSISSIPPI STATE 2022-23 BASKETBALL

11 NCAA TOURNAMENT APPEARANCES  
1963 • 1991 • 1995 • 1996 • 2002 • 2003  
2004 • 2005 • 2008 • 2009 • 2019

MEN'S BASKETBALL CONTACT  
MATT DUNAWAY • MDUNAWAY@ATHLETICS.MSSTATE.EDU  
CELL (727) 215-3857 • OFFICE (662) 325-8881

# 22

## Mississippi State (13-8 • 1-7 SEC) vs. South Carolina (8-13 • 1-7 SEC)

GAME 22 • COLONIAL LIFE ARENA • COLUMBIA, SOUTH CAROLINA • TUESDAY, JANUARY 31 • 5:31 PM CT  
TV: SEC NETWORK • WATCH ESPN APP • RADIO: 100.9 WKBB-FM • STARKVILLE • ONLINE: HAILSTATE.COM • THE VARSITY NETWORK APP

NOV: 7-0 • DEC: 4-2 • JAN: 2-6 • FEB: 0-0 • MAR: 0-0  
HOME: 8-3 • AWAY: 1-4 • NEUTRAL: 4-1 • OT: 1-0

DATE	OPPONENT • TV	SCORE • TIME
11/07	Texas A&M-Corpus Christi • SECN+	W • 63-44
Barstool Sports Invite • Philadelphia, Pennsylvania		
11/11	vs. Akron • Barstool.TV	W • 73-54
11/13	Arkansas-Pine Bluff • SECN+	W • 80-47
Fort Myers Tipoff Regional Round • Starkville		
11/17	South Dakota • SECN	W • 79-42
Fort Myers Tipoff • Fort Myers, Florida		
11/21	vs. Marquette • FS1	W • 58-55
11/23	vs. Utah • FS1	W • 52-49
11/28	Omaha • SECN+	W • 74-54
12/03	Mississippi Valley State • SECN+	W • 82-52
12/11	at Minnesota • BTN	W • 69-51
Magnolia Madness • Jackson, Mississippi		
12/14	vs. Jackson State • SECN+	W • 69-59
12/17	Nicholls • SECN	W • 68-66
Battle in the Vault • Lincoln, Nebraska		
12/20	vs. Drake • Baller.TV	L • 58-52
12/28	No. 8 Alabama • SEC • SECN	L • 78-67
01/03	at No. 8 Tennessee • SEC • ESPN2	L • 87-53
01/07	Ole Miss • SEC • CBS	W • 64-54
01/11	at Georgia • SEC • SECN	L • 58-50
01/14	at No. 21 Auburn • SEC • SECN	L • 69-63
01/17	No. 9 Tennessee • SEC • ESPN2	L • 70-59
01/21	Florida • SEC • SECN	L • 61-59
01/25	at No. 2 Alabama • SEC • SECN	L • 66-63
SEC Challenge/Big 12 Challenge • Starkville		
01/28	No. 11 TCU • ESPN2	W • 81-74 • OT
01/31	at South Carolina • SEC • SECN	5:30 PM
02/04	Missouri • SEC • SECN	5 PM
02/08	LSU • SEC • SECN	8 PM
02/11	at Arkansas • SEC • ESPN2/U	5 PM
02/15	Kentucky • SEC • SECN	7:30 PM
02/18	at Ole Miss • SEC • SECN	2:30 PM
02/21	at Missouri • SEC • SECN	6 PM
02/25	Texas A&M • SEC • SECN	2:30 PM
02/28	South Carolina • SEC • SECN	8 PM
03/04	at Vanderbilt • SEC • SECN	7:30 PM
SEC Tournament • Nashville, Tennessee		
03/08-03/12		TBD

Home Games in Maroon and Bolded • Rankings reflect AP Top 25 on gameday.

**WHAT'S INSIDE • TABLE OF CONTENTS**

Schedule & Results • Projected Starting Five	1
Off The Bench • Stats Comparison	2
TV/Radio Chart • 2022-23 Roster • Pronunciation Guide	3
2022-23 Overall/SEC Stats	4-5
SEC Standings/Leaders • NET Rankings/Breakdown	6
Series History • South Carolina • Matchup Breakdown	7
Team Notebook	8-11
Game-by-Game Stats • Lineups • Lead/Trail/Tied Half	12
Specialty Stats • Scoring Breakdown	13
MSU/Coach Jans Record When • Top 25	14-15
2022-23 Box Scores	16-21
Coach Jans Records	22-24
Player Career Game-by-Game Stats	25-31
Player Season/Career Highs • Player Pages	32-45
Coach Jans	46

### MISSISSIPPI STATE PROJECTED STARTING FIVE • BASED ON PREVIOUS GAME

**NO. 10 • DASHAWN DAVIS • G • 6-2 • 195 • SR. • THE BRONX, NEW YORK**  
2022-23 • 8.9 PPG • 51-128 FG • 30-70 3-PT FG • 29-39 FT • 3.2 APG • 1.8 RPG • 1.6 SPG  
LAST GAME • NO. 11 TCU • 16 PTS • 6-11 FG • 4-8 3-PT FG • 0-0 FT • 4 ASST • 1 STL  
2021-22 • OREGON STATE • 10.9 PPG • 123-269 FG • 9-48 3-PT FG • 38-58 FT • 5.5 APG • 3.1 RPG • 1.4 SPG

• Davis has started 37 of 45 career GMS between MSU and ORST • Posted 1.9 ASST-TO Ratio (7th), 3.5 APG (8th) and 1.9 SPG (T-6th) in SEC GMS (01/31) • Registered 21 career GMS of 10+ PTS • 2 career GMS of 20+ PTS • 22 career GMS of 5+ ASST • 8 of 21 career GMS with 2+ STL in 2022-23 • Secured a SEC-best 14 PTS at No. 2 Alabama (01/25) • Improved his averages to 12.2 PPG, 3.4 APG and 2.2 SPG over his 5 GMS (01/14-01/28) • MSU best 15 of 18 PTS in 2nd half where he drained a career-best 6 treys vs. Utah (11/23) • 15.0 PPG as Fort Myers Tip-Off All-Tournament Team • Paced Pac-12 with 5.5 APG in 2021-22 at Oregon State • Last ORST player to lead Pac-12 in assists was Gary Payton, a Naismith Hall of Famer • Played freshman and sophomore seasons at Trinity Valley CC in Texas where he was a 2020-21 NJCAA All-America First-Team pick.

**NO. 3 • SHAKEEL MOORE • G • 6-1 • 190 • JR. • GREENSBORO, NORTH CAROLINA**  
2022-23 • 8.2 PPG • 57-155 FG • 18-74 3-PT FG • 24-30 FT • 3.1 RPG • 2.2 APG • 2.1 SPG  
LAST GAME • NO. 11 TCU • 11 PTS • 4-9 FG • 3-6 3-PT FG • 0-0 FT • 5 ASST • 2 REB  
2021-22 • 8.8 PPG • 108-271 FG • 44-140 3-PT FG • 39-51 FT • 3.0 RPG • 2.2 APG • 1.6 SPG

• Moore has played in 78 career GMS, while making 31 of 33 career starts at MSU • 1 of 15 on Naismith Defensive Player of the Year Watch List (01/26) • 18 of 23 career GMS of 10+ PTS at MSU • MSU and NCST are 16-7 when he scores 10+ PTS • Provided 11.7 PPG over last 6 GMS (01/11-01/28) • Career-high 20 PTS vs. No. 9 Tennessee (01/17) • Non-con career-best 19 PTS vs. Detroit (11/17/2021) • 94 STL in 53 GMS at MSU • Recorded 2+ STL in 40 of 78 career GMS; 29X at MSU • 2+ treys in 26 career GMS, 19x at MSU • 3+ ASST in 21 GMS at MSU; 11x vs. SEC OPP • 2.1 SPG are 5th in the SEC (01/31) • 1.6 SPG were 12th in the SEC (2021-22) • 1.4 SPG were 9th in the ACC (2020-21)

**NO. 0 D.J. JEFFRIES • F • 6-7 • 215 • SR. • OLIVE BRANCH, MISSISSIPPI**  
2022-23 • 8.9 PPG • 66-205 FG • 23-92 3-PT FG • 31-56 FT • 6.0 RPG • 1.8 APG • 1.3 SPG • 0.5 BPG  
LAST GAME • NO. 11 TCU • 6 PTS • 2-12 FG • 0-7 3-PT FG • 2-4 FT • 6 REB • 2 ASST  
2021-22 • 8.9 PPG • 110-260 FG • 29-99 3-PT FG • 53-73 FT • 4.2 RPG • 1.9 APG • 0.7 SPG • 0.5 BPG

• Jeffries has played in 102 career GMS • Started 52 of 55 GMS at MSU • Sits 30 away from 1,000 career PTS • 10+ PTS in 53 career GMS, 27x at MSU • MSU is 19-8, while MSU and Memphis are 40-13 when he scores 10+ PTS • Tallied 11 PTS and a career-best 15 REB versus No. 8 Alabama (12/28) • MEM high 23 PTS versus Ole Miss (11/23/19) • MSU high 19 versus Winthrop (12/21/21) • SEC high 15 PTS at No. 25 Alabama (02/16/22) • 2022-23 season-high 15 PTS vs. Jackson State (12/14) and vs. Akron (11/11) • 2022-23 SEC season's best 12 PTS at No. 21 Auburn (01/14) • 42 career GMS of 5+ REB • 24 career GMS with 2+ 3-PT FGs • 23 career GMS with 3+ ASST • 23 career GMS with 2+ STL • 19 career GMS with 2+ BLK • Teammates with Cameron Matthews at Olive Branch HS where team won the 2017-18 Class 5A state title inside Jackson's Mississippi Coliseum.

**NO. 4 • CAMERON MATTHEWS • F • 6-7 • 225 • JR. • OLIVE BRANCH, MISSISSIPPI**  
2022-23 • 6.6 PPG • 53-113 FG • 4-26 3-PT FG • 29-44 FT • 5.4 RPG • 2.0 APG • 1.5 SPG • 0.9 BPG  
LAST GAME • NO. 11 TCU • 10 PTS • 3-6 FG • 0-1 3-PT FG • 4-6 FT • 10 REB • 3 STL • 2 ASST • 2 BLK  
2021-22 • 2.9 PPG • 36-68 FG • 4-13 3-PT FG • 21-36 FT • 3.9 RPG • 1.3 SPG • 1.3 APG • 0.5 BPG

• Matthews has played in 85 career GMS • 32 career GMS with 2+ ASST • 30 career GMS of 5+ REB • 30 career GMS of 2+ STL • 6 career GMS of 10+ PTS • 7 of top 12 scoring efforts have come in 2022-23 • Season-high 14 PTS vs. USD (11/17) • 1st double-double: 10 PTS and 10 REB vs. No. 11 TCU (01/28) • Only SEC player in 2022-23 to have 5 ASST, 5 BLK & 5 STL during at least 1 game (01/28) • 5 STL vs. Jackson State (12/14) • 5 ASST vs. Ole Miss (01/07) • 5 BLK vs. A&M-Corpus Christi (11/07) • Career-high 19 PTS vs. Memphis (03/28/21) in NIT Finals • SEC career-best 10 PTS vs. Georgia (01/12/22) • Teammates with D.J. Jeffries at Olive Branch HS where team won the 2017-18 Class 5A state title inside Jackson's Mississippi Coliseum

**NO. 1 • TOLU SMITH • F • 6-11 • 245 • R-SR. • BAY ST. LOUIS, MISSISSIPPI**  
2022-23 • 14.4 PPG • 113-196 FG • 0-0 3-PT FG • 77-142 FT • 8.2 RPG • 1.8 APG • 0.8 BPG • 0.6 SPG  
LAST GAME • NO. 11 TCU • 27 PTS • 11-13 FG • 0-0 3-PT FG • 5-6 FT • 13 REB • 5 ASST • 4 BLK • 1 STL  
2021-22 • 14.2 PPG • 110-191 FG • 0-0 3-PT FG • 78-120 FT • 6.5 RPG • 1.0 SPG • 1.0 APG

• Smith has started 71 of 72 career GMS at MSU • 10+ PTS in 52 of 72 GMS at MSU • 20+ PTS in 14 GMS • 8 of 14 GMS of 20+ PTS vs. SEC OPP • 2022-23 All-SEC Preseason First-Team • 2022-23 and non-con career-high 27 PTS vs. No. 11 TCU (01/28) • Career-best 27 PTS vs. Florida (01/16/2021) • Smith & UK's Oscar Tshiebwwe are only SEC players to rank top 15 in PPG (14.4 - 12th) along with top 5 in RPG (8.2 - 4th) and FG % (57.7 - 2nd) (01/31) • Career-high 16 REB vs. Marquette (11/21) and Utah (11/23) • 19 career double-doubles; 6 in 2022-23 • 7 career GMS of 20+ PTS & 10+ REB • Reached 1,000 career PTS vs. Ole Miss (01/07) • 22 PTS shy from becoming 6th MSU player since 2017-18 and 42nd overall to reach 1K at MSU • His 57.3 FG% is 6th at MSU among players with 300+ FGs • Led MSU in REB in 44 of 72 GMS • Notched 27 PTS and 13 REB vs. No. 11 TCU (01/28) • Spent freshman season (2018-19 • 102 PTS) at Western Kentucky playing under former MSU coach Rick Stansbury • Averaged 3.3 PPG, 2.6 RPG

**STATS COMPARISON**

MISSISSIPPI ST	CATEGORY	SOUTH CAROLINA
65.6	Points Per Game	64.3
59.4	Opponent Points Per Game	73.4
+6.2	Scoring Margin	-9.1
41.1	Field Goal Percentage	39.6
39.0	Opponent Field Goal Percentage	47.1
28.2	3-Pt. Field Goal Percentage	32.1
30.9	Opponent 3-Pt. Field Goal Percentage	35.2
6.0	3-Pts. Per Game	7.7
7.3	Opponent 3-Pts. Per Game	7.2
62.0	Free Throw Percentage	64.6
12.0	Free Throws Made Per Game	9.7
9.6	Opponent Free Throws Made Per Game	11.0
38.3	Rebounds Per Game	35.3
34.5	Opponent Rebounds Per Game	35.4
+3.8	Rebounding Margin	-0.1
14.3	Assists Per Game	10.6
12.4	Turnovers Per Game	13.2
15.4	Turnovers Forced Per Game	10.5
+3.0	Turnover Margin	-2.7
1.2	Assist/Turnover Ratio	0.8
9.5	Steals Per Game	5.0
3.9	Blocks Per Game	2.8

**HALF TOTALS • HIGHS/LOWS****MOST FIRST HALF POINTS**

<b>MSU</b>	41	Arkansas-Pine Bluff • 11/13/2022
<b>OPP</b>	46	No. 8 Tennessee • 01/03/2023

**FEWEST FIRST HALF POINTS**

<b>MSU</b>	19	at Georgia • 01/11/2023
<b>OPP</b>	15	South Dakota • 11/17/2022

**MOST SECOND HALF POINTS**

<b>MSU</b>	44	Mississippi Valley State • 12/03/2022
<b>OPP</b>	47	No. 9 Tennessee • 01/17/2023

**FEWEST SECOND HALF POINTS**

<b>MSU</b>	21	vs. Drake • 12/20/2022
<b>OPP</b>	14	Texas A&M Corpus Christi • 11/07/2022

**LARGEST HALFTIME LEAD**

<b>MSU</b>	23 • 38-15	South Dakota • 11/17/2022
<b>OPP</b>	24 • 46-22	No. 8 Tennessee • 01/03/2023

**LARGEST MARGIN OF VICTORY**

<b>MSU</b>	37 • 79-42	South Dakota • 11/17/2022
<b>OPP</b>	34 • 87-53	No. 8 Tennessee • 01/03/2023

**LARGEST DEFICIT ERASED TO WIN**

<b>MSU</b>	12 • 20-8	Texas A&M Corpus Christi • 11/07/2022
<b>OPP</b>	10 • 35-25	vs. Drake • 12/20/2022

**ON THE AIR • SOCIAL MEDIA****TELEVISION**

- SEC Network • ESPN App
- Ch. 611 DirecTV • Ch. 1607 AT&T U-Verse
- Ch. 220 C-Spire • Ch. 404/408 Dish
- Ch. 1026 MaxxSouth
- Courtney Lyle • Play-by-Play
- Mark Wise • Analyst

**RADIO**

- WKBB-FM 100.9 • Starkville • West Point
- Hail State Live • www.HailState.com/Watch
- Hail State App • Varsity Network App
- Neal Price • Play-by-Play
- Richard Williams • Analyst

**SOCIAL MEDIA**

- Facebook
- www.Facebook.com/HailStateMBK
- Twitter • Instagram • Coach Jans
- @HailStateMBK • @CoachChrisJans

**MISSISSIPPI STATE OFF THE BENCH • RETURNING PLAYERS • TRANSFERS • FRESHMEN****NO. 11 • ERIC REED JR. • G • 6-2 • 200 • G-SR. • BATON ROUGE, LOUISIANA****2022-23 • 4.9 PPG • 36-112 FG • 19-73 3-PT FG • 12-18 FT • 2.3 RPG • 0.9 APG • 0.5 SPG****LAST GAME • NO. 11 TCU • 0 PTS • 0-1 FG • 0-1 3-PT FG • 0-0 FT • 2 ASST • 1 REB****2021-22 • SOUTHEAST MISSOURI • 16.1 PPG • 155-367 FG • 71-196 3-PT FG • 101-124 FT • 3.2 RPG • 1.7 APG • 1.0 SPG**

- Reed Jr. has started 70 of 78 career GMS between MSU and SEMO • Captured 2021-22 OVC First-Team & NABC All-District 18 Second Team
- Season-high 15 PTS versus Marquette (11/21) • SEC-best 9 PTS and 8 REB against Ole Miss (01/07) • Sits 118 away from 1,000 career PTS
- 39 career GMS of 10+ PTS • 14 career GMS of 20+ PTS • 42 career GMS with 2+ 3-PT FGs • 25 career GMS of 2+ ASST • 13 career GMS with 2+ STL
- The only Ohio Valley player in 2021-22 to rank among league's top 10 in PTS (16.1 - 6th), FT % (81.5 - 3rd) and 3-PT % (36.2 - 10th)
- Played freshman and sophomore seasons at Howard College in Texas where he was 2019-20 NJCAA All-Region selection.

**NO. 13 • WILL MCNAIR JR. • F • 6-11 • 265 • R-SR. • PHILADELPHIA, PENNSYLVANIA****2022-23 • 4.0 PPG • 35-75 FG • 3-14 3-PT FG • 12-21 FT • 3.6 RPG****LAST GAME • NO. 11 TCU • 1 PT • 0-0 FG • 0-0 3-PT FG • 1-2 FT • 3 REB • 1 ASST • 1 BLK****2021-22 • NEW MEXICO STATE • 6.6 PPG • 101-184 FG • 4-18 3-PT FG • 19-36 FT • 5.0 RPG • 1.0 APG • 0.7 BPG**

- McNair Jr. improved his stat averages during each of his first 3 seasons under Chris Jans at NMST • Career-high 18 PTS at UTEP (12/03/21)
- 14 career GMS of 10+ PTS • 34 career GMS of 5+ REB • 11 career GMS of 2+ BLK • 10 career GMS of 2+ ASST • 3 career GMS of 2+ STL
- Top 3 MSU scoring outings all against SEC teams: 13 PTS vs. Ole Miss (01/07), 10 PTS vs. No. 8 Alabama (12/28) and 10 PTS vs. Florida (01/21)
- 9-of-11 shooting in last 3 GMS (01/21-01/28) • 9 efforts of 5+ PTS & 7 outings of 5+ REB in 2022-23 • Averaging 8.3 PPG in 4 SEC home GMS
- Two of top 3 rebounding efforts versus SEC teams: 7 REB vs. Ole Miss (01/07), 7 REB No. 8 Alabama (12/28) and 7 REB Arkansas-Pine Bluff (11/13)
- Played for 2019-20 and 2021-22 WAC Championship teams at NMST • Connected on 53.8 percent of his field goal attempts

**NO. 14 • TYLER STEVENSON • F • 6-8 • 220 • G-SR. • COLUMBUS, MISSISSIPPI****2022-23 • 4.2 PPG • 35-78 FG • 0-1 3-PT FG • 18-24 FT • 2.4 RPG****LAST GAME • NO. 11 TCU • 10 PTS • 3-5 FG • 0-0 3-PT FG • 4-5 FT • 1 REB • 1 STL****2021-22 • SOUTHERN MISS • 14.5 PPG • 167-339 FG • 1-7 3-PT FG • 70-104 FT • 7.5 RPG • 1.1 BPG • 0.6 SPG**

- Stevenson started 74 of 99 career GMS at USM • Notched 2021-22 All-Conference USA Honorable Mention • 2021-22 Bailey Howell Trophy Finalist
- 70 career GMS of 10+ PTS • 20 career GMS of 10+ REB • 18 career double-doubles • 8 career GMS 20+ PTS and 10+ REB • 13 career GMS of 2+ BLK
- MSU bests are 15 PTS at No. 8 Tennessee (01/03) and 7 REB vs. Omaha (11/28) • Collected 6 outings of 5+ PTS and 3 efforts of 5+ REB in 2022-23
- Fixture among 2021-22 C-USA leaders in PTS (14.5 - 13th), FG % (49.3 - 3rd), REB (7.5 - 5th), Double-Doubles (9 - T-4th) and BLK (1.1 - 10th)

**NO. 5 • KIMANI HAMILTON • F • 6-7 • 215 • FR. • CLINTON, MISSISSIPPI****2022-23 • 2.6 PPG • 10-26 FG • 4-13 3-PT FG • 7-9 FT • 1.0 RPG • 0.6 APG****LAST GAME • NO. 11 TCU • DNP • 0 PTS • 0-0 FG • 0-0 3-PT FG • 0-0 FT**

- Hamilton prepped for Robert Green at Clinton High School in Mississippi • 2021-22 Mississippi Gatorade POY and No. 80 prospect by ESPN.com
- Amassed 18.5 PPG, 9.8 RPG, 4.0 APG and 2.0 SPG as a senior • 2020-21 & 2021-22 Class 6A State Champion • Scored 24 PTS in 2021-22 title game
- MSU bests are 9 PTS at No. 8 Tennessee (01/03) followed by 5 REB and 4 ASST vs. South Dakota (11/17) • 5+ PTS in 4 GMS
- Father, Tang Hamilton (1998-99-2000-01), sits among MSU's top 20 in PTS (1,307 - 20th) and REB (677 - T-16th) • Played for Miami Heat in 2001-02

**NO. 12 KESHAWN MURPHY • F • 6-10 • 235 • R FR. • BIRMINGHAM, ALABAMA****2022-23 • 4.0 PPG • 20-45 FG • 9-26 3-PT FG • 7-11 FT • 1.9 RPG • 1.0 APG • 0.7 SPG • 0.6 BPG****LAST GAME • NO. 11 TCU • DNP • 0 PTS • 0-0 FG • 0-0 3-PT FG • 0-0 FT**

- Murphy prepped for Denton Johnson at Ramsay High School in Alabama • ESPN top 100 recruit and a two-time All-State First-Team pick
- Career-high 11 PTS versus No. 8 BAMA (12/28) • Added 10 PTS against Jackson State (12/14) • Secured 7 PTS and 3 REB versus Ole Miss (01/07)
- Registered 5+ PTS in 5 GMS and tallied 2+ ASST in 4 GMS • 2+ treys in 3 GMS • Season's best 5 REB versus Mississippi Valley State (12/03)

**NO. 21 MARTAVIOUS RUSSELL • G • 6-2 • 185 • FR. • COKER, ALABAMA****2022-23 • 1.9 PPG • 7-23 FG • 2-12 3-PT FG • 1-1 FT • 0.7 RPG****LAST GAME • NO. 11 TCU • 0 PTS • 0-0 FG • 0-0 3-PT FG • 0-0 FT**



- Russell prepped for Adrian Scott at Sipsey Valley High School in Alabama • 2021-22 Class 5A POY, two-time All-State First-Team pick
- MSU bests are 7 PTS and 2 STL versus UAPB (11/13) • One-handed dunk inside final minute was SportCenter Top 10 play (11/14)

**NO. 30 • SHAWN JONES JR. • G • 6-5 • 200 • FR. • HOUSTON, TEXAS****2022-23 • 2.5 PPG • 9-29 FG • 7-24 3-PT FG • 2-4 FT • 1.6 RPG • 0.9 SPG****LAST GAME • NO. 11 TCU • 0 PTS • 0-1 FG • 0-1 3-PT FG • 0-0 FT • 2 ASST • 1 REB**

- Jones Jr. prepped for David President at Shadow Creek High School in Texas • Team went 29-4 where he earned 6A All-District First-Team in 2021-22
- MSU bests are 6 PTS versus Mississippi Valley State (12/03) and Arkansas-Pine Bluff (11/13) • Grabbed season-high 5 REB against Akron (11/11)
- Collected 5+ PTS in 3 GMS • Picked up a STL in 7 of his 11 GMS with multiple STL in 3 GMS • Missed 7 straight GMS (12/11-01/07) due to injury

## 2022-23 MISSISSIPPI STATE TV/RADIO ROSTER




 <b>D.J. Jeffries</b> F • 6-7 • 215 SR • 1L Olive Branch Mississippi	 <b>Tolu Smith</b> F • 6-11 • 245 R SR • 2L Bay St. Louis Mississippi	 <b>Shakeel Moore</b> G • 6-1 • 190 JR • 1L Greensboro North Carolina	 <b>Cameron Matthews</b> F • 6-7 • 225 JR • 2L Olive Branch Mississippi	 <b>Kimani Hamilton</b> F • 6-7 • 215 FR • HS Clinton Mississippi	 <b>Dashawn Davis</b> G • 6-2 • 195 SR • TR The Bronx New York	 <b>Eric Reed Jr.</b> G • 6-2 • 200 G SR • TR Baton Rouge Louisiana	 <b>KeShawn Murphy</b> F • 6-10 • 235 R FR • HS Birmingham Alabama
--	---	---	---	---	--	---	--

 <b>Will McNair Jr.</b> F • 6-11 • 265 R SR • TR Philadelphia Pennsylvania	 <b>Tyler Stevenson</b> F • 6-8 • 220 G SR • TR Columbus Mississippi	 <b>Justin Rumph</b> G • 6-5 • 225 G SR • 2L Birmingham Alabama	 <b>Martavious Russell</b> G • 6-2 • 185 FR • HS Coker Alabama	 <b>Tyler Brumfield</b> G • 6-2 • 180 SO • 1L Los Angeles California	 <b>Isaac Stansbury</b> G • 6-1 • 180 SR • 2L Bowling Green Kentucky	 <b>Shawn Jones Jr.</b> G • 6-5 • 200 FR • HS Houston Texas
--	--	---	--	--	--	---

 <b>Chris Jans</b> Head Coach 1st Season	 <b>James Miller</b> Assistant Coach 1st Season	 <b>David Anwar</b> Assistant Coach 1st Season	 <b>George Brooks</b> Assistant Coach 13th Season	 <b>Patrice Days</b> Director of Recruiting 1st Season	 <b>Scott Padgett</b> Assistant To The Head Coach 1st Season	 <b>Jovan Austin</b> Director of Operations 1st Season	 <b>Dillon Elder</b> Director of Scouting & Analytics 1st Season
---	--	---	--	--	--	--	--

## 2022-23 MISSISSIPPI STATE ROSTER

NO.	NAME	POS	HT.	WT.	CL.-EXP	HOMETOWN [HIGH SCHOOL/PREVIOUS SCHOOL]
0	D.J. Jeffries	F	6-7	215	Sr.-1L*	Olive Branch, Mississippi [Olive Branch HS/Memphis]
1	Tolu Smith	F	6-11	245	R Sr.-2L*	Bay St. Louis, Mississippi [Kahuku HS – Hawaii/Western Kentucky]
3	Shakeel Moore	G	6-1	190	Jr.-1L*	Greensboro, North Carolina [Moravian Prep/North Carolina State]
4	Cameron Matthews	F	6-7	225	Jr.-2L*	Olive Branch, Mississippi [Olive Branch HS]
5	Kimani Hamilton	F	6-7	215	Fr.-HS	Clinton, Mississippi [Clinton HS]
10	Dashawn Davis	G	6-2	195	Sr.-TR*	The Bronx, N.Y. [Our Saviour Lutheran HS/Oregon State]
11	Eric Reed Jr.	G	6-2	200	G Sr.-TR	Baton Rouge, Louisiana [University Lab School/Southeast Missouri]
12	KeShawn Murphy	F	6-10	235	R Fr.-HS	Birmingham, Alabama [Ramsay HS]
13	Will McNair Jr.	F	6-11	265	R Sr.-TR*	Philadelphia, Pennsylvania [Martin Luther King HS/New Mexico State]
14	Tyler Stevenson	F	6-8	220	G Sr.-TR	Columbus, Mississippi [New Hope HS/Southern Miss]
15	Justin Rumph	G	6-5	225	G Sr.-2L	Birmingham, Alabama [Hoover HS/Southern Union State CC]
21	Martavious Russell	G	6-2	185	Fr.-HS	Coker, Alabama [Sipsy Valley HS]
24	Tyler Brumfield	G	6-2	180	So.-1L	Los Angeles, California [Montverde Academy – State Team – Florida]
25	Isaac Stansbury	G	6-1	180	Sr.-2L	Bowling Green, Kentucky [Greenwood HS]
30	Shawn Jones Jr.	G	6-5	200	Fr.-HS	Houston, Texas [Shadow Creek HS]

 <b>Joe Rogers</b>	 <b>Dominick Walker</b>	 <b>Andrew Kegley</b>
--	---	---

### COACHES • SUPPORT STAFF

**Head Coach:** Chris Jans (Loras College, 1991 • 1st)  
**Assistant Coach:** James Miller (Colorado State, 2005 • 1st)  
**Assistant Coach:** David Anwar (Fitchburg State, 1998 • 1st)  
**Assistant Coach:** George Brooks (Mississippi State, 1997 • 13th)

**Director of Recruiting:** Patrice Days (New Orleans, 2010 • 1st)  
**Assistant To The Head Coach:** Scott Padgett (Kentucky, 1999 • 1st)  
**Director of Operations:** Jovan Austin (Texas A&M-Commerce, 2016 • 1st)  
**Director of Scouting & Analytics:** Dillon Elder (Texas A&M, 2019 • 1st)  
**Coordinator of Operations:** Joe Rogers (Georgia, 2019 • 1st)  
**Strength & Conditioning Coach:** Dominick Walker (McMurry, 2013 • 1st)  
**Athletic Trainer:** Andrew Kegley (Bridgewater College, 2019 • 1st)  
**Athletic Communications:** Matt Dunaway (UCF, 2005 • 5th)  
**Graduate Assistant:** Franklin Miskelly (Mississippi State, 2021 • 2nd)  
**Graduate Assistant:** Shunn Buchanan (New Mexico State, 2020 • 1st)  
**Graduate Assistant:** Carl Hall (Wichita State, 2013 • 1st)

#### PRONUNCIATION GUIDE

KESHAWN Murphy	KEY-shawn	
KIMANI Hamilton	kuh-MAH-knee	
MARTAVIOUS Russell	MAR-tay-VEE-us	
TOLU Smith	TOE-loo	
David ANWAR	ANN-wahr	PATRICE Days puh-TREECE (Like Rece Davis)



2022-23 Mississippi St. Men's Basketball  
Combined Team Statistics  
All games

Game Records

Record	Overall	Home	Away	Neutral
ALL GAMES	13-8	8-3	1-4	4-1
CONFERENCE	1-7	1-3	0-4	0-0
NON-CONFERENCE	12-1	7-0	1-0	4-1

Score by Periods

Team	1st	2nd	OT	TOT
Mississippi St.	613	750	15	1378
Opponents	541	699	8	1248

Team Box Score

No.	Player	Total				3-Point		F-Throw		Rebounds				Other				PTS	AVG			
		GP-GS	MIN	AVG	FG-FGA	FG%	3FG-3FGA	3FG%	FT-FTA	FT%	OFF	DEF	TOT	AVG	PF	DQ	A			TO	BLK	STL
1	SMITH, Tolu	21-21	545:18	26.0	113-196	.577	0-0	.000	77-142	.542	74	99	173	8.2	38	0	37	53	17	11	303	14.4
10	DAVIS, Dashawn	18-16	506:05	28.1	51-128	.398	30-70	.429	29-39	.744	8	25	33	1.8	33	0	57	33	1	28	161	8.9
0	JEFFRIES, D.J.	21-21	636:19	30.3	66-205	.322	23-92	.250	31-56	.554	24	102	126	6.0	32	1	37	29	11	28	186	8.9
3	MOORE, Shakeel	19-2	439:32	23.1	57-155	.368	18-74	.243	24-30	.800	12	46	58	3.1	26	0	42	29	5	40	156	8.2
4	MATTHEWS, Cameron	21-20	535:27	25.5	53-113	.469	4-26	.154	29-44	.659	38	75	113	5.4	59	1	43	31	18	32	139	6.6
11	REED, JR., Eric	21-19	410:51	19.6	36-112	.321	19-73	.260	12-18	.667	27	22	49	2.3	32	0	19	6	0	11	103	4.9
14	STEVENSON, Tyler	21-2	246:08	11.7	35-78	.449	0-1	.000	18-24	.750	20	30	50	2.4	18	0	9	15	6	8	88	4.2
13	MCNAIR JR., Will	21-1	290:55	13.9	35-75	.467	3-14	.214	12-21	.571	24	51	75	3.6	20	0	8	15	8	9	85	4.0
12	MURPHY, KeShawn	15-0	162:40	10.8	20-47	.426	9-27	.333	7-11	.636	11	15	26	1.7	12	0	14	11	8	10	56	3.7
5	HAMILTON, Kimani	12-0	83:23	6.9	10-26	.385	4-13	.308	7-9	.778	7	5	12	1.0	6	0	7	5	1	4	31	2.6
30	JONES, JR., Shawn	11-0	120:01	10.9	9-29	.310	7-24	.292	2-4	.500	8	10	18	1.6	8	0	7	7	4	10	27	2.5
21	RUSSELL, Martavious	9-0	60:13	6.7	7-23	.304	2-12	.167	1-1	1.000	4	2	6	0.7	5	0	1	3	1	4	17	1.9
2	HORTON JR., Jamel	14-3	173:09	12.4	7-29	.241	4-15	.267	2-5	.400	2	12	14	1.0	16	0	19	13	1	5	20	1.4
15	RUMPH, Justin	6-0	07:03	1.2	2-2	1.000	2-2	1.000	0-0	.000	0	1	1	0.2	0	0	0	0	0	0	6	1.0
25	STANSBURY, Isaac	6-0	07:56	1.3	0-0	.000	0-0	.000	0-1	.000	0	0	0	0.0	1	0	1	0	0	0	0	0.0
Team											23	28	51				10					
<b>Total</b>		<b>21</b>	<b>4225</b>		<b>501-1218</b>	<b>.411</b>	<b>125-443</b>	<b>.282</b>	<b>251-405</b>	<b>.620</b>	<b>282</b>	<b>523</b>	<b>805</b>	<b>38.3</b>	<b>306</b>	<b>2</b>	<b>301</b>	<b>260</b>	<b>81</b>	<b>200</b>	<b>1378</b>	<b>65.6</b>
<b>Opponents</b>		<b>21</b>	<b>4225</b>		<b>446-1145</b>	<b>.390</b>	<b>154-499</b>	<b>.309</b>	<b>202-273</b>	<b>.740</b>	<b>212</b>	<b>512</b>	<b>724</b>	<b>34.5</b>	<b>367</b>	<b>3</b>	<b>254</b>	<b>324</b>	<b>63</b>	<b>119</b>	<b>1248</b>	<b>59.4</b>

Team Statistics

	MSU	OPP
<b>Scoring</b>	<b>1378</b>	<b>1248</b>
Points per game	65.6	59.4
Scoring margin	+6.2	-
<b>Field goals-att</b>	<b>501-1218</b>	<b>446-1145</b>
Field goal pct	.411	.390
<b>3 point fg-att</b>	<b>125-443</b>	<b>154-499</b>
3-point FG pct	.282	.309
3-pt FG made per game	6.0	7.3
<b>Free throws-att</b>	<b>251-405</b>	<b>202-273</b>
Free throw pct	.620	.740
F-Throws made per game	12.0	9.6
<b>Rebounds</b>	<b>805</b>	<b>724</b>
Rebounds per game	38.3	34.5
Rebounding margin	+3.9	-
<b>Assists</b>	<b>301</b>	<b>254</b>
Assists per game	14.3	12.1
<b>Turnovers</b>	<b>260</b>	<b>324</b>
Turnovers per game	12.4	15.4
Turnover margin	+3.0	-
Assist/turnover ratio	1.2	0.8
<b>Steals</b>	<b>200</b>	<b>119</b>
Steals per game	9.5	5.7
<b>Blocks</b>	<b>81</b>	<b>63</b>
Blocks per game	3.9	3.0
<b>Winning streak</b>	<b>1</b>	<b>-</b>
Home win streak	1	-
<b>Attendance</b>	<b>81619</b>	<b>53904</b>
Home games-Avg/Game	11-7420	5-10781
Neutral site-Avg/Game	-	5-2796

Team Results

Date	Opponent	Score	Att.
11/07/2022	A&M-Corpus Christi	W 63-44	6254
11/11/2022	vs Akron	W 73-54	5213
11/13/2022	Ark.-Pine Bluff	W 80-47	5664
11/17/2022	South Dakota	W 79-42	6047
11/21/2022	vs Marquette	W 58-55	1894
11/23/2022	vs Utah	W 52-49	1144
11/28/2022	Omaha	W 74-54	6090
12/03/2022	Mississippi Val.	W 82-52	6343
12/11/2022	at Minnesota	W 69-51	8664
12/14/2022	vs Jackson St.	W 69-59	3206
12/17/2022	Nicholls	W 68-66	6023
12/20/2022	vs Drake	L 52-58	2523
12/28/2022	Alabama	L 67-78	9803
01/03/2023	at Tennessee	L 53-87	16697
01/07/2023	Ole Miss	W 64-54	9295
01/11/2023	at Georgia	L 50-58	7741
01/14/2023	at Auburn	L 63-69	9121
01/17/2023	Tennessee	L 59-70	8797
01/21/2023	Florida	L 59-61	8660
01/25/2023	at Alabama	L 63-66	11681
01/28/2023	TCU	Wot 81-74	8643





**2022-23 Mississippi St. Men's Basketball  
Combined Team Statistics  
In Conference games**

Page 1/1  
as of Jan 28, 2023

**Game Records**

Record	Overall	Home	Away	Neutral
ALL GAMES	1-7	1-3	0-4	0-0
CONFERENCE	1-7	1-3	0-4	0-0
NON-CONFERENCE	0-0	0-0	0-0	0-0

**Score by Periods**

Team	1st	2nd	OT	TOT
Mississippi St.	202	276	0	478
Opponents	238	305	0	543

**Team Box Score**

No.	Player	GP-GS		MIN	AVG	Total		3-Point		F-Throw		Rebounds				PF	DQ	A	TO	BLK	STL	PTS	AVG
						FG-FGA	FG%	3FG-3FGA	3FG%	FT-FTA	FT%	OFF	DEF	TOT	AVG								
1	SMITH, Tolu	8-8		191:38	24.0	33-72	.458	0-0	.000	23-55	.418	31	25	56	7.0	17	0	10	21	4	2	89	11.1
3	MOORE, Shakeel	8-1		209:09	26.1	24-71	.338	7-34	.206	19-21	.905	6	18	24	3.0	8	0	16	14	2	13	74	9.3
0	JEFFRIES, D.J.	8-8		236:30	29.6	22-76	.289	8-35	.229	13-26	.500	11	42	53	6.6	17	1	7	10	7	17	65	8.1
10	DAVIS, Dashawn	8-8		240:28	30.1	17-60	.283	10-32	.313	18-24	.750	3	13	16	2.0	20	0	28	15	0	15	62	7.8
4	MATTHEWS, Cameron	8-7		216:02	27.0	19-43	.442	0-7	.000	8-17	.471	16	28	44	5.5	25	1	12	12	3	11	46	5.8
13	MCNAIR JR., Will	8-0		125:30	15.7	19-35	.543	1-5	.200	6-11	.545	7	21	28	3.5	13	0	3	4	3	1	45	5.6
12	MURPHY, KeShawn	6-0		72:12	12.0	8-18	.444	4-11	.364	4-7	.571	4	1	5	0.8	5	0	6	4	1	2	24	4.0
11	REED, JR., Eric	8-7		150:10	18.8	11-39	.282	5-23	.217	1-4	.250	13	8	21	2.6	12	0	4	3	0	5	28	3.5
14	STEVENSON, Tyler	8-1		70:35	8.8	12-24	.500	0-1	.000	2-5	.400	4	9	13	1.6	6	0	1	2	0	3	26	3.3
5	HAMILTON, Kimani	3-0		12:43	4.2	3-5	.600	2-4	.500	1-2	.500	0	0	0	0.0	0	0	0	1	0	1	9	3.0
2	HORTON JR., Jamel	3-0		26:10	8.7	2-4	.500	1-2	.500	0-2	.000	1	1	2	0.7	3	0	2	4	0	0	5	1.7
21	RUSSELL, Martavious	2-0		11:08	5.6	1-6	.167	0-2	.000	0-0	.000	1	0	1	0.5	1	0	0	0	0	0	2	1.0
30	JONES, JR., Shawn	4-0		35:56	9.0	1-4	.250	1-4	.250	0-0	.000	0	1	1	0.3	3	0	2	2	1	2	3	0.8
25	STANSBURY, Isaac	1-0		01:49	1.8	0-0	.000	0-0	.000	0-0	.000	0	0	0	0.0	0	0	0	0	0	0	0	0.0
Team												5	10	15					4				
<b>Total</b>		<b>8</b>		<b>1600</b>		<b>172-457</b>	<b>.376</b>	<b>39-160</b>	<b>.244</b>	<b>95-174</b>	<b>.546</b>	<b>102</b>	<b>177</b>	<b>279</b>	<b>34.9</b>	<b>130</b>	<b>2</b>	<b>91</b>	<b>96</b>	<b>21</b>	<b>72</b>	<b>478</b>	<b>59.8</b>
<b>Opponents</b>		<b>8</b>		<b>1600</b>		<b>186-427</b>	<b>.436</b>	<b>69-194</b>	<b>.356</b>	<b>102-129</b>	<b>.791</b>	<b>78</b>	<b>220</b>	<b>298</b>	<b>37.3</b>	<b>152</b>	<b>3</b>	<b>109</b>	<b>124</b>	<b>32</b>	<b>45</b>	<b>543</b>	<b>67.9</b>

**Team Statistics**

	MSU	OPP
<b>Scoring</b>	<b>478</b>	<b>543</b>
Points per game	59.8	67.9
Scoring margin	-8.1	-
<b>Field goals-att</b>	<b>172-457</b>	<b>186-427</b>
Field goal pct	.376	.436
<b>3 point fg-att</b>	<b>39-160</b>	<b>69-194</b>
3-point FG pct	.244	.356
3-pt FG made per game	4.9	8.6
<b>Free throws-att</b>	<b>95-174</b>	<b>102-129</b>
Free throw pct	.546	.791
F-Throws made per game	11.9	12.8
<b>Rebounds</b>	<b>279</b>	<b>298</b>
Rebounds per game	34.9	37.3
Rebounding margin	-2.4	-
<b>Assists</b>	<b>91</b>	<b>109</b>
Assists per game	11.4	13.6
<b>Turnovers</b>	<b>96</b>	<b>124</b>
Turnovers per game	12.0	15.5
Turnover margin	+3.5	-
Assist/turnover ratio	0.9	0.9
<b>Steals</b>	<b>72</b>	<b>45</b>
Steals per game	9.0	5.6
<b>Blocks</b>	<b>21</b>	<b>32</b>
Blocks per game	2.6	4.0
<b>Winning streak</b>	<b>0</b>	<b>-</b>
Home win streak	0	-
<b>Attendance</b>	<b>36555</b>	<b>45240</b>
Home games-Avg/Game	4-9139	4-11310
Neutral site-Avg/Game	-	0-0

**Team Results**

Date	Opponent		Score	Att.
12/28/2022	Alabama	L	67-78	9803
01/03/2023	at Tennessee	L	53-87	16697
01/07/2023	Ole Miss	W	64-54	9295
01/11/2023	at Georgia	L	50-58	7741
01/14/2023	at Auburn	L	63-69	9121
01/17/2023	Tennessee	L	59-70	8797
01/21/2023	Florida	L	59-61	8660
01/25/2023	at Alabama	L	63-66	11681

**MISSISSIPPI STATE • SEC STANDINGS/LEADERS • NET RANKINGS/BREAKDOWN**

**2022-23 SEC STANDINGS • 01/31**

TEAM	SEC	PCT.	OVERALL	PCT.
Alabama	8-0	1.000	18-3	.857
Tennessee	7-1	.875	18-3	.857
Texas A&M	7-1	.875	15-6	.714
Auburn	6-2	.750	16-5	.762
Kentucky	5-3	.625	14-7	.667
Florida	5-3	.625	12-9	.571
Missouri	4-4	.500	16-5	.762
Georgia	4-4	.500	14-7	.667
Vanderbilt	3-5	.375	10-11	.476
Arkansas	3-5	.375	14-7	.667
<b>Mississippi State</b>	<b>1-7</b>	<b>.125</b>	<b>13-8</b>	<b>.619</b>
Ole Miss	1-7	.125	9-12	.429
LSU	1-7	.125	12-9	.571
South Carolina	1-7	.125	8-13	.381

**SATURDAY • JANUARY 28 • SEC/BIG 12 CHALLENGE**

**at Mississippi State 81, No. 11 TCU • Texas Christian 74 • OT**

at Oklahoma 93, No. 2 Alabama 69

at No. 4 Tennessee 82, No. 10 Texas 71

at No. 5 Kansas State 64, Florida 50

No. 9 Kansas 77, at Kentucky 68

at Missouri 78, No. 12 Iowa State 61

at West Virginia 80, No. 15 Auburn 77

at No. 17 Baylor 67, Arkansas 64

Texas Tech 76, at LSU 68

at Oklahoma State 82, Ole Miss 60

**SATURDAY • JANUARY 28**

at Georgia 81, South Carolina 78 • OT

at Texas A&M 72, Vanderbilt 66

**TUESDAY • JANUARY 31**

**Mississippi State at South Carolina [SECN] 5:30 p.m.**

Texas A&M at Arkansas [ESPN2] 6 p.m.

Vanderbilt at No. 4 Alabama [SECN] 7:30 p.m.

Kentucky at Ole Miss [ESPN] 8 p.m.

**WEDNESDAY • FEBRUARY 1**

No. 2 Tennessee at Florida [ESPN2] 6 p.m.

Georgia at No. 25 Auburn [SECN] 6 p.m.

LSU at Missouri [SECN] 8 p.m.

**SATURDAY • FEBRUARY 4**

Ole Miss at Vanderbilt [SECN] 12 p.m.

No. 25 Auburn at No. 2 Tennessee [ESPN] 1 p.m.

Arkansas at South Carolina [SECN] 2:30 p.m.

No. 4 Alabama at LSU [ESPN2] 3 p.m.

**Missouri at Mississippi State [SECN] 5 p.m.**

Georgia at Texas A&M [SECN] 7:30 p.m.

Florida at Kentucky [ESPN] 7:30 p.m.

**TUESDAY • FEBRUARY 7**

No. 25 Auburn at Texas A&M [ESPN2/ESPNU] 6 p.m.

Ole Miss at Georgia [SECN] 6 p.m.

South Carolina at Missouri [SECN] 8 p.m.

Arkansas at Kentucky [ESPN/ESPNU] 8 p.m.

**WEDNESDAY • FEBRUARY 8**

No. 2 Tennessee at Vanderbilt [SECN] 6 p.m.

**LSU at Mississippi State [SECN] 8 p.m.**

Florida at No. 4 Alabama [ESPN2/ESPNU] 8 p.m.

**SATURDAY • FEBRUARY 11**

Kentucky at Georgia [ESPN/ESPNU] 11 a.m.

South Carolina at Ole Miss [SECN] 12 p.m.

No. 4 Alabama at No. 25 Auburn [ESPN/ESPNU] 1 p.m.

Vanderbilt at Florida [SECN] 2:30 p.m.

**Mississippi State at Arkansas [ESPN2/ESPNU] 5 p.m.**

Missouri at No. 2 Tennessee [SECN] 5 p.m.

Texas A&M at LSU [SECN] 7:30 p.m.

[ESPN/ESPNU/ESPNU/SECN] - ESPN Family of Networks • ESPN APP  
[CBS/TBS/TNT/TRU-TV] - Turner Family • Paramount Plus

**2022-23 NET RANKINGS**

**54 • 01/30/2023**

**NET WIN AVG • 198**

**NET LOSS AVG • 36**

**STRENGTH OF SCHEDULE • 20**

**NON-CONFERENCE SOS • 214**

Record vs. NET 1-25	2-4
Home	1-2
Away	0-2
Neutral	1-0
Record vs. NET 26-50	1-2
Home	0-1
Away	0-1
Neutral	1-0
Record vs. NET 51-100	0-1
Home	0-0
Away	0-0
Neutral	0-1
Record vs. NET 101-200	2-1
Home	1-0
Away	0-1
Neutral	1-0
Record vs. NET 201 +	8-0
Home	6-0
Away	1-0
Neutral	1-0

**NON-CONFERENCE OPPONENT NET RANKINGS • 01/30**

DATE • OPPONENT • SITE	RANK • QUAD	SCORE
11/07 • Texas A&M-Corpus Christi • H	228 • Q4	W • 63-44
11/11 • Akron • N	118 • Q3	W • 73-54
11/13 • Arkansas-Pine Bluff • H	305 • Q4	W • 80-47
11/17 • South Dakota • H	292 • Q4	W • 79-42
11/21 • Marquette • N	12 • Q1	W • 58-55
11/23 • Utah • N	49 • Q1	W • 52-49
11/28 • Omaha • H	300 • Q4	W • 74-54
12/03 • Mississippi Valley State • H	358 • Q4	W • 82-52
12/11 • Minnesota • A	221 • Q3	W • 69-51
12/14 • Jackson State • N	321 • Q4	W • 69-59
12/17 • Nicholls • H	244 • Q4	W • 68-66
12/20 • Drake • N	79 • Q2	L • 58-52
01/28 • TCU • Texas Christian • H	17 • Q1	W • 81-74 • OT

**QUADRANT 1 • H (1-30) • N (1-50) • A (1-75)**

Overall: 3-5 • Home: 1-2 • Away: 0-3 • Neutral: 2-0

**Remaining Quad 1 Games: 2 (2 Away)**

**QUADRANT 2 • H (31-75) • N (51-100) • A (76-135)**

Overall: 0-3 • Home: 0-1 • Away: 0-1 • Neutral: 0-1

**Remaining Quad 2 Games: 5 (3 Home • 2 Away)**

**QUADRANT 3 • H (76-160) • N (101-200) • A (136-240)**

Overall: 3-0 • Home: 1-0 • Away: 1-0 • Neutral: 1-0

**Remaining Quad 3 Games: 1 (1 Home)**

**QUADRANT 4 • H (161+) • N (201+) • A (241+)**

Overall: 7-0 • Home: 6-0 • Away: 0-0 • Neutral: 1-0

**Remaining Quad 4 Games: 2 (1 Home • 1 Away)**

**ADDITIONAL METRICS • 01/30**

ESPN BPI • Strength of Record • Strength of Schedule	47 • 57 • 22
KenPom.com • Jeff Sagarin	53 • 53

**SEC OPPONENT RANKINGS • 01/30**

DATE • OPPONENT • SITE	RANK • QUAD	SCORE
12/28 • Alabama • H	4 • Q1	L • 78-67
01/03 • Tennessee • A	2 • Q1	L • 87-53
01/07 • Ole Miss • H	114 • Q3	W • 64-54
01/11 • Georgia • A	112 • Q2	L • 58-50
01/14 • Auburn • A	31 • Q1	L • 69-63
01/17 • Tennessee • H	2 • Q1	L • 70-59
01/21 • Florida • H	50 • Q2	L • 61-59
01/25 • Alabama • A	4 • Q1	L • 66-63
01/31 • South Carolina • A	272 • Q4	
02/04 • Missouri • H	44 • Q2	
02/08 • LSU • H	137 • Q3	
02/11 • Arkansas • A	28 • Q1	
02/15 • Kentucky • H	36 • Q2	
02/18 • Ole Miss • A	114 • Q2	
02/21 • Missouri • A	44 • Q1	
02/25 • Texas A&M • H	42 • Q2	
02/28 • South Carolina • H	272 • Q4	
03/04 • Vanderbilt • A	93 • Q2	

**MISSISSIPPI STATE • 2022-23 SEC RANKINGS & LEADERS • 01/31**

CATEGORY	ALL • SEC	ALL • SEC
Points	65.62 • 59.75	13th • 13th
OPP Points	59.43 • 67.88	2nd • 6th
Scoring Margin	+6.19 • -8.13	9th • 12th
FG Percentage	41.1 • 37.6	13th • 13th
OPP FG Percentage	39.0 • 43.6	3rd • 8th
3-PT Percentage	28.2 • 24.4	14th • 14th
OPP 3-PT Percentage	30.9 • 35.6	5th • 12th
3-PT FG Made	5.95 • 4.88	T-13th • 14th
FT Percentage	62.0 • 54.6	14th • 14th
Rebounds	38.33 • 34.88	T-4th • 11th
OPP Rebounds	34.48 • 37.25	8th • 8th
Rebounding Margin	+3.86 • -2.38	7th • 10th
Offensive Rebounds	13.43 • 12.75	3rd • 2nd
Offensive Rebounds Percentage	35.5 • 31.7	4th • 7th
Defensive Rebounds	24.90 • 22.13	T-9th • 12th
Defensive Rebounds Percentage	71.2 • 69.4	8th • 7th
Assists	14.33 • 11.38	5th • 9th
Assist/Turnover Ratio	1.16 • 0.95	4th • 9th
Turnover Margin	+3.05 • +3.50	3rd • 2nd
Steals	9.52 • 9.00	2nd • 2nd
Blocks	3.86 • 2.63	9th • 10th
<b>DASHAWN DAVIS</b>		
<b>CATEGORY</b>	<b>ALL • SEC</b>	<b>ALL • SEC</b>
Assists	3.17 • 3.50	12th • 8th
Assist/Turnover Ratio	1.73 • 1.87	9th • 7th
Steals	1.56 • 1.88	12th • T-6th

**D.J. JEFFRIES**

CATEGORY	ALL • SEC	ALL • SEC
Defensive Rebounds	4.86 • 5.25	7th • T-7th
Rebounds	6.00 • 6.63	11th • 9th
Steals	2.13	NR • 5th

**CAMERON MATTHEWS**

CATEGORY	ALL • SEC	ALL • SEC
Offensive Rebounds	2.00	NR • T-10th
Steals	1.52 • 1.38	14th • T-14th
Blocks	0.86	15th • NR
Rebounds	5.38 • 5.50	18th • T-19th

**SHAKEEL MOORE**

CATEGORY	ALL • SEC	ALL • SEC
Steals	2.11 • 1.63	5th • 10th

**TOLU SMITH**

CATEGORY	ALL • SEC	ALL • SEC
Field Goal Percentage	57.7	2nd • NR
Offensive Rebounds	3.52 • 3.88	2nd • 2nd
Rebounds	8.24 • 7.00	4th • 8th
Defensive Rebounds	4.71	8th • NR
Points	14.43	12th • NR

## SERIES HISTORY - MISSISSIPPI STATE VS. SOUTH CAROLINA

**OVERALL: MSU • 27-17**

**LAST 10: MSU • 7-3**

**OT: MSU • 4-1**

**H: MSU • 15-4 • A: SC • 11-9 • N: MSU • 3-2**

**H: MSU • 5-0 • A: SC • 3-1 • N: MSU • 1-0**

**H: MSU • 1-0 • A: MSU • 3-1 • N: TIED • 0-0**

**LAST 20 SEASONS • SINCE 2003-04**

**OVERALL: MSU • 19-12**

**H: MSU • 10-3 • A: SC • 8-6 • N: MSU • 3-1**

SEASON • DATE	MSU • OPP	RESULT	STREAK	RECORD	LOCATION
2003-04 • 02/11/2004	6 • 25	W • 79-75 • OT	W • 1	1-0	Columbia • A
2004-05 • 01/22/2005	17 • NR	W • 73-65	W • 2	2-0	Starkville • H
2005-06 • 02/11/2006		L • 83-61	L • 1	2-1	Columbia • A
2005-06 • 03/09/2006		L • 59-44	L • 2	2-2	Nashville, TN • N
2006-07 • 01/27/2007		L • 66-63	L • 3	2-3	Starkville • H
2007-08 • 02/23/2008		W • 61-56 • OT	W • 1	3-3	Columbia • A
2008-09 • 02/18/2009		W • 75-70	W • 2	4-3	Starkville • H
2008-09 • 03/13/2009		W • 82-68	W • 3	5-3	Tampa, FL • N
2009-10 • 02/27/2010		W • 76-63	W • 4	6-3	Columbia • A
2010-11 • 03/05/2011		W • 60-58	W • 5	7-3	Starkville • H
2011-12 • 02/29/2012		W • 69-67 • OT	W • 6	8-3	Columbia • A
2012-13 • 01/09/2013		W • 56-54	W • 7	9-3	Starkville • H
2012-13 • 03/06/2013		L • 79-72	L • 1	9-4	Columbia • A
2012-13 • 03/13/2013		W • 70-59	W • 1	10-4	Nashville, TN • N
2013-14 • 03/08/2014		L • 74-62	L • 1	10-5	Starkville • H
2014-15 • 02/28/2015		L • 81-68	L • 2	10-6	Columbia • A
2015-16 • 01/26/2016		L • 84-74	L • 3	10-7	Columbia • A
2015-16 • 02/27/2016		W • 68-58	W • 1	11-7	Starkville • H
2016-17 • 02/11/2017	NR • 19	L • 77-73	L • 1	11-8	Starkville • H
2016-17 • 02/28/2017		L • 63-57	L • 2	11-9	Columbia • A
2017-18 • 01/31/2018		W • 81-76	W • 1	12-9	Columbia • A
2017-18 • 02/24/2018		W • 72-68 • OT	W • 2	13-9	Starkville • H
2018-19 • 01/08/2019	14 • NR	L • 87-82 • OT	L • 1	13-10	Columbia • A
2018-19 • 02/23/2019		W • 76-61	W • 1	14-10	Starkville • H
2019-20 • 02/19/2020		W • 79-76	W • 2	15-10	Starkville • H
2019-20 • 03/03/2020		L • 83-71	L • 1	15-11	Columbia • A
2020-21 • 02/06/2021		W • 75-59	W • 1	16-11	Columbia • A
2020-21 • 02/24/2021		W • 69-48	W • 2	17-11	Starkville • H
2021-22 • 02/01/2022		W • 78-64	W • 3	18-11	Starkville • H
2021-22 • 02/23/2022		L • 66-56	L • 1	18-12	Columbia • A
2021-22 • 03/10/2022		W • 73-51	W • 1	19-12	Tampa, FL • N
2022-23 • 01/31/2023					Columbia • A
2022-23 • 02/28/2023					Starkville • H

**UNDER CHRIS JANS**

**OVERALL: TIED • 0-0**

**H: TIED • 0-0 • A: TIED • 0-0 • N: TIED • 0-0**

SEASON • DATE	MSU • OPP	RESULT	STREAK	RECORD	LOCATION
2022-23 • 01/31/2023					Columbia • A
2022-23 • 02/28/2023					Starkville • H

**SERIES HISTORY DISCREPANCIES**

**GAME SCORES**

SEASON • DATE	MSU	SC
1997-98 • 02/14/1998	L • 76-65	L • 74-63

**GAME DATES**

SEASON	MSU	SC
1991-92	01/25/1992	01/26/1992

**INSIDE THE SOUTH CAROLINA SERIES**

**Last MSU win • 73-51 • 03/10/2022**

**Last SC win • 66-56 • 02/23/2022**

**Current streak • MSU • 1**

**Longest MSU streak • 7 • 02/23/2008-01/09/2013**

**Longest SC streak • 3 • 3x • Last: 03/08/2014-01/26/2016**

**Most MSU points • 83 • 02/13/1993**

**Most SC points • 87 • 01/08/2019**

**Largest MSU win • +22 • 73-51 • 03/10/2022**

**Largest SC win • +22 • 83-61 • 02/11/2006**

**AT COLUMBIA • SC LEADS 11-9**

**Last MSU win • 75-59 • 02/06/2021**

**Last SC win • 66-56 • 02/23/2022**

**Current streak • SC • 1**

**Longest MSU streak • 3 • 02/23/2008-02/29/2012**

**Longest SC streak • 4 • 03/06/2013-02/28/2017**

**Most MSU points • 82 • 01/08/2019**

**Most SC points • 87 • 01/08/2019**

**Largest MSU win • +16 • 75-59 • 02/06/2021**

**Largest SC win • +22 • 83-61 • 02/11/2006**

**MSU POINTS**

RANK	PTS	SCORE	SEASON • DATE	LOCATION
1	83	83-61	1992-93 • 02/13/1993	Starkville
2	82	87-82	2018-19 • 01/08/2019	Columbia
	82	82-68	2008-09 • 03/13/2009	Tampa, FL
4	81	81-76	2017-18 • 01/31/2018	Columbia
5	79	79-76	2019-20 • 02/19/2020	Starkville
	79	79-75	2003-04 • 02/11/2004	Columbia

**SOUTH CAROLINA POINTS**

RANK	PTS	SCORE	SEASON • DATE	LOCATION
1	87	87-82	2018-19 • 01/08/2019	Columbia
2	84	84-74	2015-16 • 01/26/2016	Columbia
3	83	83-71	2019-20 • 03/03/2020	Columbia
	83	83-61	2005-06 • 02/11/2006	Columbia
5	81	81-68	2014-15 • 02/28/2015	Columbia

**MARGIN OF VICTORY**

RANK	PTS	SCORE	SEASON • DATE	LOCATION
1	22	73-51	2021-22 • 03/10/2022	Tampa, FL
2	21	69-48	2020-21 • 02/24/2021	Starkville
3	20	83-63	1992-93 • 02/13/1993	Starkville
4	16	75-59	2020-21 • 02/06/2021	Columbia
	16	64-48	2002-03 • 01/22/2003	Starkville
6	15	76-61	2018-19 • 02/23/2019	Starkville
	15	71-56	1994-95 • 01/03/1995	Starkville

**MARGIN OF DEFEAT**

RANK	PTS	SCORE	SEASON • DATE	LOCATION
1	22	83-61	2005-06 • 02/11/2006	Columbia
2	15	59-44	2005-06 • 03/09/2006	Nashville, TN
3	13	81-68	2014-15 • 02/28/2015	Columbia
4	12	83-71	2019-20 • 03/03/2020	Columbia
	12	74-62	2013-14 • 03/08/2014	Starkville

## MATCHUP BREAKDOWN

### MISSISSIPPI STATE

<b>Record</b>	13-8 • 1-7 SEC
<b>Ranking</b>	NR • AP • USA Today
<b>Last Game</b>	W • 81-74 • OT • No. 11 TCU • Texas Christian • 01/28
<b>Head Coach</b>	Chris Jans
<b>MSU Record</b>	13-8 • 1st Season
<b>NCAA Division I Record</b>	156-52 • 7th Season
<b>Jans vs. South Carolina</b>	First Meeting
<b>Leading Scorer</b>	Tolu Smith • 14.4 PPG
<b>Leading Rebounder</b>	Tolu Smith • 8.2 RPG
<b>Leading Assists</b>	Dashawn Davis • 3.2 APG
<b>Leading Blocks</b>	Cameron Matthews • 0.9 BPG
<b>Leading Steals</b>	Shakeel Moore • 2.1 SPG

### SOUTH CAROLINA

<b>Record</b>	8-13 • 1-7 SEC
<b>Ranking</b>	NR • AP • USA Today
<b>Last Game</b>	L • 81-78 • at Georgia • OT • 01/28
<b>Head Coach</b>	Lamont Paris
<b>School Record</b>	8-13 • 1st Season
<b>NCAA Division I Record</b>	95-85 • 6th Season
<b>Paris vs. MSU</b>	First Meeting
<b>Leading Scorer</b>	GG Jackson • 16.2 PPG
<b>Leading Rebounder</b>	GG Jackson • 7.0 RPG
<b>Leading Assists</b>	Meechie Johnson • 3.4 APG
<b>Leading Blocks</b>	Josh Gray • 0.8 BPG
<b>Leading Steals</b>	GG Jackson • 1.0 SPG

**JANSANITY**

• One of the staples of a Chris Jans' coach team is all-out effort and a suffocating defense.

• Through 21 games, the Bulldogs are among the nation's best surrendering 59.4 points per game (2nd SEC • 8th nationally) on a 39.0 opponent percent field goal percentage (3rd SEC • 12th nationally).

• State's defense limited its first 10 opponents to 60 points or less. The Bulldogs are joined by 2011-12 Virginia as the only teams during the 2000s to limit their season's first 10 opponents to 60 points or less.

**NCAA SCORING DEFENSE • AS OF 01/30**

RK	SCHOOL	OPP PPG
1	Tennessee	54.5
2	North Texas	54.7
3	Houston	54.9
4	Saint Mary's	57.1
5	Liberty	57.9
6	Sam Houston	58.5
7	Rutgers	58.7
<b>8</b>	<b>Mississippi State</b>	<b>59.4</b>

**NCAA FG PERCENTAGE DEFENSE • AS OF 01/30**

RK	SCHOOL	OPP FG%
1	Tennessee	34.5
2	Houston	35.2
...		
11	Arizona State	38.7
<b>12</b>	<b>Mississippi State</b>	<b>39.0</b>
13	Wichita State	39.1
14	Kent State	39.1

• Historically at State, the 59.4 PPG allowed is the program's third-lowest average through 21 games in the modern era since 1955-56, which was Babe McCarthy's first season.

**MSU SCORING DEFENSE • SINCE 1955-56 THROUGH 21 GAMES**

RK	SEASON • COACH	OPP PPG
1	1983-84 • Bob Boyd	58.3
2	1981-82 • Bob Boyd	59.3
<b>3</b>	<b>2022-23 • Chris Jans</b>	<b>59.4</b>
4	2009-10 • Rick Stansbury	61.0
5	2002-03 • Rick Stansbury	61.3
	1958-59 • Babe McCarthy	61.3

• In 42 halves of hoops on the season, State has allowed 25 points or fewer on 13 occasions and limited the opposition to under a 35 percent shooting clip 16 times.

• As of 01/30, the 200 steals and 9.52 steals per contest (2nd SEC • 11th nationally) is the third-highest total for State through 21 games going back to the 1979-80 season.

**MSU STEALS RECORD • SINCE 1979-80 THROUGH 21 GAMES**

RK	SEASON • COACH	STL • SPG
1	2003-04 • Rick Stansbury	214 • 10.2
2	1991-92 • Richard Williams	209 • 10.0
<b>3</b>	<b>2022-23 • Chris Jans</b>	<b>200 • 9.5</b>
4	2002-03 • Rick Stansbury	195 • 9.3

• As of 01/30, State also is among the top 5 SEC and top 40 NCAA in 3 additional categories.

**CATEGORY RATIO • SEC • NCAA RANKING**

Offensive Rebounds P/G	13.43 • 3rd • 12th
Fouls Committed P/G	14.6 • 1st • 31st
Turnover Margin	+3.05 • 3rd • 37th
Turnovers Forced P/G	15.43 • 4th • 39th

**1 OF 1 SEC • 1 OF 2 POWER 5 • 1 OF 4 NATIONALLY**

• Before State suffered its first loss versus Drake (12/20), the Bulldogs were the last remaining undefeated SEC team, one of two unbeaten Power 5 schools (Purdue) and one of four unblemished programs in the nation (Connecticut, New Mexico).

**11-0 FOR THE 4TH TIME IN PROGRAM HISTORY**

• Chris Jans was the only men's basketball coach at State to win his opening 11 contests. The previous mark was held by E.C. Hayes, who completed the 1911-12 season at 9-0 and won the opening game of the 1912-13 campaign.

• The 11-0 start for State was the program's best since its 2003-04 SEC regular season championship campaign.

**MSU'S BEST STARTS • PROGRAM HISTORY**

RK	SEASON • COACH	START
1	2003-04 • Rick Stansbury	13-0
2	<b>2022-23 • Chris Jans</b>	<b>11-0</b>
	2001-02 • Rick Stansbury	11-0
	1957-58 • Babe McCarthy	11-0
5	1961-62 • Babe McCarthy	10-0

**TOP 25 IN 2022-23**

• The last time Mississippi State received votes in both the Associated Press and USA Today Coaches Top 25 polls was on 01/09.

• State was ranked inside the AP Top 25 for four consecutive polls (12/05-12/26) and three straight USA Today Top 25 polls (12/12-12/26) earlier this season. The Bulldogs hold a 188-63 (.749) all-time mark as a AP Top 25 ranked team.

• The high watermark for the Bulldogs was a No. 15 ranking in both polls earlier this season on 12/19. Prior to this season, the last time State was a consensus top 15 team was when the Bulldogs carried a No. 14 ranking on 01/07/2019.

**FULLY-LOADED JANUARY SLATE FOR STATE**

• State took on back-to-back top 25 opponents in No. 8 Alabama and No. 8 Tennessee to begin SEC action for the first time in program history.

• State's 7 SEC losses are currently sitting at 45-11 in league play (8-0 • Alabama (2x), 7-1 • Tennessee (2x), 6-2 • Auburn, 5-3 • Florida and 4-4 • Georgia).

• The Bulldogs wrapped up a loaded stretch with four of their last five opponents ranked inside the top 25: No. 21 Auburn (01/14), No. 9 Tennessee (01/17), No. 2 Alabama (01/25) and No. 11 TCU • Texas Christian (01/28).

• In total, the five ranked opponents are the second-highest total in program history during a calendar month only behind the 1999-2000 squad, who faced six ranked foes in February that season.

**AMONG THE NATION'S BEST ON THE QUAD**

• As of 01/30, Mississippi State is one of four programs in the nation to earn an undefeated mark with multiple wins against NCAA Quad 1 non-conference opponents.

RANK	SCHOOL	Q1 NON-CON RECORD
1	Purdue	4-0
	Arizona	4-0
<b>3</b>	<b>Mississippi State</b>	<b>3-0</b>
	Connecticut	3-0

**FROM 0-2 IN THE SEC TO THE BIG DANCE**

• The SEC has had at least one team make the NCAA Tournament field during five of the last seven seasons after an 0-2 conference start when the Big Dance has been held.

• This season, Mississippi State, Florida and South Carolina will attempt to join this list of recent teams below who have started 0-2 in the SEC and earned a berth to March Madness.

**TEAM(S) SEASON**

Arkansas	2021-22
<b>Mississippi State</b>	<b>2018-19</b>
Tennessee • Texas A&M	2017-18
Vanderbilt	2015-16
Georgia	2014-15

**THE KEN POM REPORT**

• As of 01/30, State is among the nation's top 30 in 6 additional categories.

**CATEGORY RATIO • RANKING**

Steal Percentage	14.4 • 3rd
Adjusted Defensive Efficiency	91.4 • 11th
Offensive Rebounding Percentage	35.5 • 15th
Defensive Turnover Percentage	23.4 • 16th
Effective FG Percentage Defense	45.7 • 22nd
Two-Point FG Percentage Defense	45.2 • 24th

• As of 01/30, KenPom projects State to finish with a 19-12 overall record and a 7-11 mark in the SEC.

**ADDITIONAL SEC MARKS**

• As of 01/31, State has notched additional top 5 SEC marks with a 1.16 assist-to-turnover ratio (4th), grabbed 38.33 rebounds per game (T-4th), limited opponents to a 30.9 three-point field goal percentage (5th) and dished out 14.33 assists per game (5th).

**MORE ON THE BENCH BOSS**

• Chris Jans was the last first-year coach in 2022-23 to remain undefeated. He was 1 of 3 first-year coaches in SEC history to start his opening campaign with at least 11 straight victories.

**SEC FIRST-YEAR COACHES STARTS • SEC HISTORY**

RK	COACH • SCHOOL • SEASON	RECORD
1	John Calipari • Kentucky • 2009-10	19-0
2	Floyd Burdette • Alabama • 1946-47	14-0
<b>3</b>	<b>Chris Jans • Mississippi State • 2022-23</b>	<b>11-0</b>
4	Jerry Green • Tennessee • 1997-98	10-0



• Jans, a three-time WAC Coach of the Year, owns an impressive .750 winning percentage (156-52) in his seventh season as a NCAA Division I head coach.

• The .750 winning percentage is 5th among NCAA active coaches (MIN: 5 seasons as NCAA Division I head coach).

**NCAA WINNING PERCENTAGE • ACTIVE COACHES  
NCAA DIVISION I RECORD ONLY • AS OF 01/30**

RK	COACH • SCHOOL	WINNING % • RECORD
1	Mark Few • Gonzaga	.835 • 675-133
2	Bill Self • Kansas	.769 • 776-233
3	John Calipari • Kentucky	.761 • 782-246
4	Brian Dutcher • San Diego State	.756 • 136-44
<b>5</b>	<b>Chris Jans • Mississippi State</b>	<b>.750 • 156-52</b>
6	Eric Musselman • Arkansas	.741 • 197-69

• As a junior college head coach, Jans won the 1997-98 NJCAA Division II National Championship at Kirkwood Community College in Cedar Rapids, Iowa.

• Jans played a vital role as an assistant coach at Wichita State which was headed by a 2013 NCAA Final Four run, five NCAA Tournament trips and four Missouri Valley Conference regular season crowns.

**THE STAFF**

• Jans is assisted by James Miller, David Anwar and George Brooks.

• His New Mexico State program which Miller and Anwar were apart of became the Western Athletic Conference's (WAC) standard bearer after racking up four regular season championships, three NCAA Tournament appearances and three WAC Tournament titles.

• Brooks served as the lead recruiter for MSU's most recent NBA players which include 2021-22 NBA Champion Quindary Weatherspoon along with Reggie Perry, Craig Sword and Robert Woodard II.

• His staff also features former Kentucky great Scott Padgett along with one of the nation's up-and-coming coaches in Patrice Days.

• Padgett piled up 1,224 of his 1,252 career points over the last three seasons of his highly decorated playing career at Kentucky for Hall of Fame coaches Rick Pitino and Tubby Smith. The Wildcats averaged 32.7 wins from 1997-99 which culminated with the 1998 National Championship.

• Jans has three of his former players on his coaching staff in Jovan Austin (Bowling Green • Player, MSU • Director of Operations), Carl Hall (Wichita State • Player, MSU • Graduate Assistant) and Shunn Buchanan (New Mexico State • Player, MSU • Graduate Assistant).

**TOLU SMITH**

• Tolu Smith (14.4 PPG, 8.2 RPG, 1.8 APG) was one of nine players to capture All-SEC Preseason First-Team from the league coaches. He also secured the first SEC Player of the Week accolades in 2022-23 on 11/14.

• The Bulldogs have had a player secure preseason first-team honors during four of the last five seasons.

• Smith is joined by Quindary Weatherspoon (2018-19), Reggie Perry (2019-20) and Iverson Molinar (2021-22), who each garnered All-SEC Preseason First-Team selections by the conference coaches.

• Smith has started 71 of his 72 career appearances in the Maroon and White where he has amassed 978 points, 563 rebounds and connected on 57.3 percent of his shot attempts.

• For his career, Smith reached the 1,000-point barrier against Ole Miss (01/07 • Scored 112 PTS at WKU).

• Smith is 22 points away from becoming the 6th player since 2017-18 and the 42nd player overall at MSU to accomplish the feat.

**MSU CAREER POINTS • INDIVIDUAL**

RK	PLAYER • SEASONS	PTS
37	Lamar Peters • 2017-18-19	1,053
38	Fred Tomas • 2013-14-15-16	1,050
39	Lawrence Roberts • 2004-05	1,048
40	Greg Lockhart • 1986-87-88-89	1,042
41	Aric Holman • 2016-17-18-19	1,035
<b>42</b>	<b>Tolu Smith • 2021-22-23</b>	<b>978</b>
43	Horatio Webster • 1997-98	977

**MSU CAREER REBOUNDS • INDIVIDUAL**

RK	PLAYER • SEASONS	REB
23	Joe Dan Gold • 1961-62-63	600
24	Terry Kusnierz • 1972-73-74	592
25	Cameron Burns • 1989-90-91	571
26	Mario Austin • 2001-02-03	570
27	Gary Hooker • 1976-77-78	564
<b>28</b>	<b>Tolu Smith • 2021-22-23</b>	<b>563</b>
	Todd Merritt • 1988-89-90-91	563

**MSU CAREER FIELD GOAL PERCENTAGE • INDIVIDUAL**

RK	PLAYER • SEASONS	FG % • FGM-FGA
1	Abdul Ado • 2018-19-20-21	59.4 • 309-520
2	Jarvis Varnado • 2007-08-09-10	58.9 • 548-930
3	Erick Dampier • 1994-95-96	58.7 • 481-819
	Cameron Burns • 1989-90-91	58.7 • 563-959
5	Wiley Peck • 1976-77-78-79	57.8 • 439-759
<b>6</b>	<b>Tolu Smith • 2021-22-23</b>	<b>57.3 • 356-627</b>
7	Larry Fry • 1973-74-75	56.6 • 431-761

• As of 01/31, Smith and UK's Oscar Tshiebwe are the only SEC players in 2022-23 to rank inside the SEC's top 15 in points (14.43 – 12th) along with top 5 in rebounds (8.24 – 4th) and field goal percentage (57.7 – 2nd).

• Smith has piled up 52 career outings in double figures, 19 double-doubles and registered 8 of his 14 outings of 20-plus points versus SEC competition.

• Smith picked up this season where he finished the 2022-23 campaign. He has racked up double figures in 23 of his last 28 games (02/23/2022-01/28/2023).

• Smith dialed up a non-conference career-best 27 points on an 11-for-13 shooting clip versus No. 11 TCU (01/28). He also amassed 27 points versus Florida (01/16/2021).

• Smith has notched seven career 20-10 games highlighted by a pair of 20-10 outings in 2022-23 versus ranked opponents. He tallied 20 points and 10 rebounds at No. 21 Auburn (01/14) followed by 27 points and 13 rebounds against No. 11 TCU (01/28).

• Smith produced consecutive 16-rebound performances against Marquette (11/21) and Utah (11/23) en route to Fort Myers Tip-Off MVP honors (11/23).

**THE RETURNING QUARTET**

• In addition to Smith, State's returning group is highlighted by D.J. Jeffries, Cameron Matthews and Shakeel Moore.

**D.J. JEFFRIES**

• Jeffries (8.9 PPG, 6.0 RPG, 1.8 APG, 1.3 SPG) heads into the South Carolina game 30 points shy of 1,000 for his career. He has provided double figures in 11 games this season, which is second on the squad.

• For his career, Jeffries has 53 career games of 10+ points where Mississippi State and Memphis has garnered a 40-13 combined record.

• Jeffries continues to showcase his versatility with 42 career games of 5+ rebounds, 24 outings with 2+ three-pointers made, 23 career outings with 3+ assists, 23 career games with 2+ steals and 19 career outings with 2+ blocks.

• Jeffries tallied a season's best 15 points versus Akron (11/11) and against Jackson State (12/14) during the non-conference.

• Jeffries opened SEC action with his third career double-double fueled by a career-best 15 rebounds coupled with 11 points versus No. 8 Alabama (12/28). His top scoring effort during SEC action is 12 points at No. 21 Auburn (01/14).

**CAMERON MATTHEWS**

• Matthews (6.6 PPG, 5.4 RPG, 2.0 APG, 1.5 SPG, 0.9 BPG) has played in 85 career games and already secured 7 of his top 12 career scoring performances in 2022-23.

• Matthews notched a season's best 14 points against South Dakota (11/17) followed by his first career double-double with 10 points and 10 rebounds against No. 11 TCU (01/28).

• Like Jeffries, his high school teammate from Olive Branch where the duo won a state championship in 2017-18, he's a stat sheet stuffer.

• Matthews is the only SEC player to have at least 5 blocks, 5 steals and 5 assists in a game this season.

• Matthews registered a career-best 5 blocks versus Texas A&M - Corpus Christi (11/07) in the season opener. He also notched career-highs of 5 assists during the Jackson State (12/14) and Ole Miss (01/07) games along with 5 steals also against Jackson State (12/14).

• In total, Matthews has piled up 14 of his 32 outings with 2+ assists, 12 of his 30 performances of 5+ rebounds and 11 of his 30 games with 2+ steals in 2022-23.

**SHAKEEL MOORE**

- Moore (8.2 PPG, 3.1 RPG, 2.2 APG, 2.1 SPG) has collected 18 of his 23 career games with 10-plus points in Maroon and White. Mississippi State and NC State are a combined 16-7 when Moore secures double figures.
- Moore is one of three SEC players joining Kentucky's Oscar Tshiebwe and Tennessee's Zakai Zeigler and one of 15 players nationally on the Naismith Defensive Player of the Year Watch List (01/26).
- Moore ripped off a career-best 20 points against No. 9 Tennessee (01/17) followed by a non-conference career-high 19 points versus Detroit (11/17/2021).
- Over his last six games (01/11-01/28), Moore has accounted for 11.7 PPG. He also picked up 15 points and 4 steals at Georgia (01/11).
- Moore has tallied multiple steals in 40 of 78 career games and his 54 steals last season were the most by a MSU player since Lamar Peters in 2018-19.
- Moore has multiple steals in 11 of his 19 appearances during the 2022-23 season highlighted by career-high equaling five versus South Dakota (11/17). He has secured 4+ steals in 5 games this season.
- Moore's 2.11 SPG are 5th in the SEC this season as of 01/31. His 1.6 SPG were 12th in the SEC (2021-22), while his 1.4 SPG were 9th in the ACC (2020-21).
- For his career, Moore has drained 2+ three-pointers in 26 games and handed out 3+ assists in 27 career outings.

**THE TALENTED TRANSFERS**

- The Bulldogs have four talented transfers on the roster which include Dashawn Davis (Oregon State), Will McNair Jr. (New Mexico State), Eric Reed Jr. (Southeast Missouri) and Tyler Stevenson (Southern Miss).

**DASHAWN DAVIS**

- Davis was the Pac-12's leader in assists with 5.5 dimes per game and a solid 2.2 assist-to-turnover ratio with Oregon State.
- The last Oregon State player to lead the Pac-12 was Gary Payton, a Naismith Hall of Famer and NBA 75th Anniversary Team member.
- Davis (8.9 PPG, 3.2 APG, 1.8 RPG, 1.6 SPG) averaged 15.0 points per contest en route to Fort Myers Tip-off All-Tournament Team honors. He drained five of his career-high six treys against Utah (11/23) during the 2nd half.
- Davis secured a SEC-best 14 points at No. 2 Alabama (01/25). He has improved his averages to 12.2 PPG, 3.4 APG and 2.2 SPG over his last 5 outings (01/14-01/28).
- Davis' 1.9 ASST-TO ratio (7th), 3.5 APG (8th) and 1.9 SPG (T-6th) are ranked among the SEC's top 10 in league games.
- For his career, Davis has registered 21 games of 10+ points, 2 games of 20+ points, 22 games of 5+ assists and 21 games with 2+ steals.

**ERIC REED JR.**

- Reed Jr., a 2022 All-Ohio Valley First-Team and NABC All-District 18 Second-Team pick, has started 70 of his 78 career games between Mississippi State and Southeast Missouri.
- Reed Jr. was the only OVC player to rank among the league's top 10 in points (16.1 – 6th), free throw percentage (81.5 – 3rd) and three-point percentage (36.2 – 10th).
- Reed Jr. (4.9 PPG, 2.3 RPG) heads into the South Carolina game and sits 118 points away from 1,000 for his career.
- Reed Jr. came away with a season's best 15 points during the Marquette game (11/21). His SEC-highs are 9 points and 8 rebounds against Ole Miss (01/07).
- Reed Jr. has drained multiple triples in 5 games in 2022-23 and 42 career games. His 132 three's at SEMO ranked inside the program's top 10.
- For his career, Reed Jr. has 39 games of 10+ points, 14 games of 20+ points, 25 games of 2+ assists and 13 games of 2+ steals.

**WILL MCNAIR JR.**

- McNair Jr. improved his stat averages over his first three seasons under Coach Jans at New Mexico State. He started 27 games headlined by both NCAA Tournament outings during the 2021-22 season.
- McNair Jr. made his first career MSU start versus Omaha (11/28). His top 3 scoring efforts at MSU are against SEC opponents: 13 PTS against Ole Miss (01/07), 10 PTS versus No. 8 Alabama (12/28) and 10 PTS versus Florida (01/21).
- McNair Jr. (4.0 PPG, 3.6 RPG) has 9 efforts of 5+ points and 7 performances of 5+ rebounds in 2022-23. He grabbed 7 rebounds versus Ole Miss (01/07), No. 8 Alabama (12/28) and Arkansas-Pine Bluff (11/13).
- McNair Jr. has upped his averages to 8.3 PPG over his 4 SEC home games.
- For his career, McNair Jr. has 14 games of 10+ points, 34 games of 5+ rebounds, 11 games of 2+ blocks and 10 games of 2+ assists.

**TYLER STEVENSON**

- Stevenson registered 74 starts over four seasons where he notched 2021-22 All-Conference USA Honorable Mention and was a Bailey Howell Trophy finalist at Southern Miss.
- Stevenson was one of three USM players to pile up over 1,200 career points and 600-plus rebounds during the 2000s.
- Stevenson finished 2021-22 a fixture among the C-USA leaders in points (14.5 – 13th), rebounds (7.5 – 5th) and blocks (1.1 – 10th).
- Stevenson (4.2 PPG, 2.4 RPG) has made two starts, most recently at No. 8 Tennessee (01/03) where he racked up 14 of his season-high 15 points during the 2nd half.

- Stevenson provided 10 points versus No. 11 TCU (01/28) and grabbed a season's best seven rebounds versus Omaha (11/28).
- Stevenson has 6 outings of 5+ points and 3 efforts of 5+ rebounds in 2022-23.
- For his career, Stevenson has 70 games of 10+ points, 20 games of 10+ rebounds, 18 double-doubles, 8 games of 20+ points/10+ rebounds and 13 games of 2+ blocks.

**THE FRESHMEN**

- Mississippi State freshmen class includes redshirt freshman KeShawn Murphy coupled with true freshmen Kimani Hamilton, Martavious Russell and Shawn Jones Jr.
- Hamilton and Murphy are ESPN top 100 prospects for their respective classes.
- Four times, Hamilton has notched 5+ points with a season's best 9 points at No. 8 Tennessee (01/03). His best all-around effort was 4 points, 5 rebounds and 4 assists against South Dakota (11/17).
- Hamilton's father, Tang (1998-99-2000-01), sits among MSU's top 20 in points (1,307 – 20th) and rebounds (677 – Tied for 16th).
- Murphy' career-high is an 11-point effort against No. 8 Alabama (12/28) followed by a 10-point performance versus Jackson State (12/14).
- Murphy's additional season's bests include 5 rebounds and 3 steals versus Mississippi Valley State (12/03) followed by 3 blocks during the Omaha game (11/28).
- Jones Jr. has provided 5+ points on three occasions and has recorded a steal in 7 of his 11 appearances. His season's bests are 6 points during the Mississippi Valley State (12/03) and Arkansas - Pine Bluff (11/13) games.
- Jones Jr. missed 7 straight games (12/11-01/08) before he returned to action at Georgia (01/11).
- Russell collected season-highs of 7 points and 2 steals against Arkansas - Pine Bluff (11/13). His one-handed flush inside the contest's final minute earned the No. 5 on SportsCenter's Top 10 (11/14).

**NOVEMBER SIGNING CLASS**

- Gai Chol, Trey Fort, Adrian Myers and Jaquan Scott have officially inked their National Letters of Intent (NLI) during the fall signing period and are set to join the Mississippi State men's basketball in 2023-24.

"We're pleased to formally announce our fall 2023 recruiting class," Jans said. "We feel good about the quality of young men that will be joining our Bulldog basketball family next season."

**GAI CHOL**

Chol, a 7-footer from Atlanta, Georgia, won a 1-A Private State Championship at Greenforest Mccalep Christian Academy last season. He is originally from the South Sudan and moved to the United States five years ago.

"Gai is a very unique player due to not only his size but skill set on both ends of the floor. He plays with a high motor and has the ability to be disruptive on the defensive end while continuing to grow offensively. We look forward to working with Gai to help accomplish his goals on and off the court."

**TREY FORT**

Fort, a 6-4 guard from Jackson, Mississippi, has started his final junior college season with 22.8 points, 5.3 rebounds, 2.9 assists per contest over 20 games at Howard College in Texas (As of 01/29).

• Fort is coming off averaging 26.3 points per game, which was among the top three junior college scorers at Copiah-Lincoln in 2021-22.

"We're excited to welcome Trey into our Bulldog family. His skill set, work ethic and athleticism is going to allow him to be successful on and off the court. He's a great fit for what we're building in our Mississippi State program."

**ADRIAN MYERS**

Myers, a 6-7 wing from Stephens City, Virginia, posted 16 points, seven rebounds and three assists per contest at Masanutton Military Academy during his junior season.

"Adrian is someone we evaluated last summer and immediately zeroed in on. His ability to shoot the ball, his athleticism, and size for his position will be invaluable. We're happy to have Adrian join our program."

**JAUQUAN SCOTT**

Scott, a 6-8 forward from Dallas, Texas, is already off to a fast start with 16.8 points, 9.6 rebounds, 1.7 assists per game in 18 games as a sophomore at Salt Lake Community College in Utah (As of 01/29).

• Scott collected 9.0 points, 5.0 rebounds, 1.5 steals and 1.5 blocks per game on a squad that went 35-2 last season.

"Jaquan is someone that we have known and recruited for many years. His competitiveness and physical toughness along with his versatility will be beneficial for our program. We're excited to welcome him to Starkville."

**ON THE HORIZON: A NEW LOOK TO THE HUMP**

• Humphrey Coliseum will become one of the premier arenas in the nation as major renovation plans were announced on Oct. 30, 2018.

• Mississippi State has joined with Dale Partners Architects and AECOM Sports to design a comprehensive plan that will see the Hump revamped with modern amenities and the arena's first premium ticket options.

• One of those new options will be a new club level that offers premium ticket holders a dedicated entrance and lobby that leads down to a 6,000-square foot sideline club that offers nearly 580 club seats and 80 loge seats.

• The new-look Hump also will include nearly 160 terrace seats at the concourse level in addition to an expanded and updated concourse.

• The renovation plan includes two grand lobbies at the entrances on the east and west sides that feature direct views into the seating bowl.

**HALFTIME COMEBACKS UNDER COACH JANS**

• Coach Jans has registered 22 halftime comebacks wins as a head coach. The last was turning a 30-27 deficit into a 68-66 win over Nicholls (12/17).

• The Bulldogs overcame a 30-25 halftime hole to flip the script to a 63-44 victory over Texas A&M - Corpus Christi (11/07) during his MSU debut.

• Below are the halftime comebacks for Coach Jans, 8 of the 22 comebacks for Jans have resulted in double-digit victories.

**HALFTIME COMEBACKS • COACH JANS • 22**

DATE	OPPONENT	HALF	FINAL
<b>2022-23 • 2 • MISSISSIPPI STATE</b>			
12/17/22	Nicholls	30-27 • -3	68-66
11/07/22	Texas A&M - CC	30-25 • -5	63-44
<b>2021-22 • 4 • NEW MEXICO STATE</b>			
02/03/22	Cal Baptist [WAC]	33-23 • -10	68-57
12/15/21	at Washington State	35-22 • -13	64-61
12/06/21	at New Mexico	31-27 • -4	78-76 • OT
11/18/21	vs. Davidson	33-28 • -5	75-64
<b>2019-20 • 2 • NEW MEXICO STATE</b>			
02/09/20	at Kansas City [WAC]	30-27 • -3	67-61
01/05/20	at Cal Baptist [WAC]	37-36 • -1	86-71
<b>2018-19 • 4 • NEW MEXICO STATE</b>			
02/16/19	Seattle U [WAC]	29-22 • -7	59-53
01/19/19	at Utah Valley [WAC]	39-33 • -6	83-78
01/12/19	CS Bakersfield [WAC]	29-22 • -7	73-62
01/10/19	Grand Canyon [WAC]	41-38 • -3	77-75
<b>2017-18 • 2 • NEW MEXICO STATE</b>			
03/09/18	vs. Seattle U [WAC-T]	43-37 • -6	84-79
02/10/18	Grand Canyon [WAC]	40-34 • -6	74-70
<b>2014-15 • 8 • BOWLING GREEN</b>			
03/17/15	at Saint Francis [CIT]	33-30 • -3	67-64
02/07/15	at Northern Illinois [MAC]	31-28 • -3	69-65
02/04/15	at Central Michigan [MAC]	30-28 • -2	76-74 • OT
01/17/15	Ball State [MAC]	27-23 • -4	58-46
01/07/15	at Kent State [MAC]	35-26 • -9	68-64
12/28/14	at South Florida • USF	34-31 • -3	79-70
12/13/14	Cleveland State	31-24 • -7	67-57
11/19/14	Wright State	28-27 • -1	70-55

**#STATETOTHELEAGUE • #PRODAWGS**

• Quinndary Weatherspoon (Golden State Warriors • 2021-22) joined Bailey Howell (Boston Celtics • 1967-68 & 1968-69) and Jarvis Varnado (Miami Heat • 2012-13) as State players to win an NBA Championship.

• At one point in 2021-22, Mississippi State had 5 players on NBA rosters in Aric Holman (Miami Heat), Reggie Perry (Indiana Pacers • Portland Trail Blazers), Craig Sword (Washington Wizards), Quinndary Weatherspoon (Golden State Warriors) and Robert Woodard II (Sacramento Kings).

• This season, Mississippi State has 6 players on NBA G League rosters which include Garrison Brooks (Westchester Knicks • New York), Iverson Molinar (Wisconsin Herd • Milwaukee), Perry (Raptors 905 • Toronto), D.J. Stewart Jr. (Sioux Falls Skyforce • Miami), Sword (Capital City Go Gos • Washington) and Woodard II (Oklahoma City Blue • Oklahoma City).

• In total, State has 14 players in professional basketball which also include these 1,000-point scorers: Dee Bost (Turkey), Tyson Carter (Spain), Travis Daniels (Germany), Aric Holman (Italy), Charles Rhodes (Saudi Arabia), Fred Thomas (France), Gavin Ware (France) and Quinndary Weatherspoon (China).

## GAME-BY-GAME COMPARISON • MISSISSIPPI STATE/OPPONENT

DATE • OPPONENT	1ST	2ND • OT	SCORE • MARGIN	FGM • FGA	FG PCT	3PT	FT	REB • MARGIN	ASST	TO	BLK	STL	FOULS
11/07 • Texas A&M-Corpus Christi	25-30	38-14	63-44 • +19	25-59 • 18-56	42.4 • 32.1	6-25 • 6-20	7-13 • 2-2	42-33 • +9	16 • 9	16 • 21	7 • 3	13 • 8	7 • 13
11/11 • vs. Akron	35-27	38-27	73-54 • +19	29-55 • 16-49	52.7 • 32.7	7-14 • 6-27	8-13 • 16-24	43-25 • +18	17 • 13	14 • 9	0 • 1	9 • 8	21 • 15
11/13 • Arkansas-Pine Bluff	41-19	39-28	80-47 • +33	29-62 • 18-61	46.8 • 29.5	7-26 • 6-29	15-19 • 5-7	46-34 • +12	18 • 9	12 • 18	6 • 2	14 • 6	9 • 19
11/17 • South Dakota	38-15	41-27	79-42 • +37	34-72 • 16-54	47.2 • 29.6	7-25 • 5-25	4-9 • 5-6	47-32 • +15	18 • 11	6 • 17	6 • 3	14 • 3	13 • 13
11/21 • vs. Marquette	23-17	35-38	58-55 • +3	20-55 • 21-51	36.4 • 41.2	7-16 • 8-28	11-21 • 5-8	42-30 • +12	13 • 9	16 • 16	1 • 2	11 • 7	10 • 19
11/23 • vs. Utah	25-21	27-28	52-49 • +3	17-67 • 17-52	25.4 • 32.7	9-38 • 4-19	9-16 • 11-18	49-45 • +4	10 • 9	6 • 14	6 • 3	8 • 0	18 • 16
11/28 • Omaha	34-24	40-30	74-54 • +20	28-65 • 22-54	43.1 • 40.7	7-23 • 6-18	11-15 • 4-7	39-33 • +6	15 • 11	9 • 18	8 • 4	12 • 5	12 • 17
12/03 • Mississippi Valley State	38-22	44-30	82-52 • +30	31-65 • 19-49	47.7 • 38.8	6-19 • 8-15	14-21 • 6-9	43-24 • +19	19 • 12	8 • 14	2 • 1	12 • 5	11 • 14
12/11 • at Minnesota	32-24	37-27	69-51 • +18	25-53 • 15-52	47.2 • 28.8	6-14 • 7-22	13-17 • 14-17	36-35 • +1	16 • 12	12 • 15	6 • 7	8 • 3	17 • 16
12/14 • vs. Jackson State	31-26	38-33	69-59 • +10	23-49 • 23-50	46.9 • 46.0	8-26 • 7-18	15-20 • 6-11	31-24 • -7	17 • 13	16 • 20	5 • 0	12 • 9	12 • 15
12/17 • Nicholls	27-30	41-36	68-66 • +2	19-49 • 27-64	38.8 • 42.2	2-14 • 6-25	28-35 • 6-9	41-31 • +10	16 • 12	18 • 15	6 • 1	7 • 7	16 • 29
12/20 • vs. Drake	31-23	21-35	58-52 • -6	20-52 • 21-58	38.5 • 36.2	7-19 • 10-32	5-9 • 6-6	36-36 • EVEN	12 • 12	17 • 13	0 • 2	2 • 6	15 • 9
12/28 • No. 8 Alabama [SEC]	30-34	37-44	78-67 • -11	20-55 • 26-57	36.4 • 45.6	9-24 • 12-32	18-36 • 14-18	41-38 • -3	14 • 17	15 • 19	3 • 4	9 • 6	17 • 25
01/03 • at No. 8 Tennessee [SEC]	22-46	31-41	87-53 • -34	21-53 • 36-52	39.6 • 69.2	4-18 • 12-21	7-17 • 3-3	34-19 • -15	12 • 28	12 • 15	1 • 5	7 • 8	10 • 18
01/07 • Ole Miss [SEC]	26-23	38-31	64-54 • +10	23-58 • 19-53	39.7 • 35.8	5-15 • 4-17	13-26 • 12-17	42-34 • +8	15 • 9	9 • 15	1 • 4	12 • 5	14 • 21
01/11 • at Georgia [SEC]	19-20	31-38	58-50 • -8	18-61 • 14-47	29.5 • 29.8	7-27 • 5-23	7-22 • 25-31	47-39 • -8	11 • 7	9 • 18	2 • 2	12 • 4	24 • 20
01/14 • at No. 21 Auburn [SEC]	22-30	41-39	69-63 • -6	21-56 • 24-55	37.5 • 43.6	0-18 • 11-25	21-28 • 10-13	38-32 • +6	7 • 11	16 • 20	4 • 1	9 • 10	14 • 22
01/17 • No. 9 Tennessee [SEC]	23-23	36-47	70-59 • -11	19-57 • 23-51	33.3 • 45.1	7-26 • 10-24	14-22 • 14-15	39-31 • -8	9 • 10	10 • 17	3 • 9	10 • 4	17 • 18
01/21 • Florida [SEC]	24-33	35-28	61-59 • -2	24-61 • 23-55	39.3 • 41.8	4-17 • 10-24	7-11 • 5-10	39-35 • +4	10 • 16	10 • 8	1 • 4	4 • 4	11 • 13
01/25 • at No. 2 Alabama [SEC]	36-29	27-37	66-63 • -3	26-56 • 21-57	46.4 • 36.8	3-15 • 5-28	8-12 • 19-22	36-33 • -3	13 • 11	15 • 12	6 • 3	8 • 5	23 • 15
01/28 • No. 11 TCU • Texas Christian	31-25	35-41 • 15-8	81-74 • +7	29-58 • 27-68	50.0 • 39.7	7-24 • 6-27	16-23 • 14-20	42-33 • +9	23 • 13	14 • 10	7 • 2	6 • 7	15 • 20
01/31 • at South Carolina [SEC]													
02/04 • Missouri [SEC]													
02/08 • LSU [SEC]													
02/11 • at Arkansas [SEC]													
02/15 • Kentucky [SEC]													
02/18 • at Ole Miss [SEC]													
02/21 • at Missouri [SEC]													
02/25 • Texas A&M [SEC]													
02/28 • South Carolina [SEC]													
03/04 • at Vanderbilt [SEC]													
03/08-03/12 • SEC Tournament													

## BREAKDOWN • LINEUP COMBOS • MARGIN OF VICTORY • FG PERCENTAGE • LEADING/TRAILING/TIED AT HALFTIME

### LINEUP COMBINATIONS

GAMES	RECORD	STARTING FIVE • G-G-F-F-F • G-F-F-F-F	GAMES	RECORD	STARTING FIVE • G-G-F-F-F
1 • 5-6 • 9-13 • 15-19	7-6	Davis • Reed Jr. • Jeffries • Matthews • Smith	2-4	3-0	Horton Jr. • Reed Jr. • Jeffries • Matthews • Smith
7	1-0	Reed Jr. • Jeffries • Matthews • McNair Jr. • Smith	8	1-0	Reed Jr. • Jeffries • Matthews • Stevenson • Smith
14	0-1	Davis • Reed Jr. • Jeffries • Stevenson • Smith	20-21	1-1	Davis • Moore • Jeffries • Matthews • Smith

### WINS • 13

+2 (NICH) • +3 (2x • vs. MARQ • vs. UTAH) • +7 (#11 TCU) • +10 (vs. JSU • OM) • +18 (at MINN) • +19 (2x • TAMU-CC • vs. AKR) • +20 (OMAHA) • +30 (MVST) • +33 (UAPB) • +37 (SD) •

### LOSSES • 8

-2 (UF) • -3 (at #2 BAMA) • -6 (2x • vs. DRAKE • at #21 AU) • -8 (at UGA) • -11 (2x • #8 BAMA • #9 TENN) • -34 (at #8 TENN) •

### MISSISSIPPI STATE FROM THE FIELD

30% - FG: vs. UTAH (25.4) • at UGA (29.5) •  
 30-39% FG: vs. MARQ (36.4) • NICH (38.8) • vs. DRAKE (38.5) • #8 BAMA (36.4) • at #8 TENN (39.6) • OM (39.7) • at #21 AU (37.5) • #9 TENN (33.3) • UF (39.3) •  
 40-49% FG: TAMU-CC (42.4) • UAPB (46.8) • SD (47.2) • OMAHA (43.1) • MVST (47.7) • at MINN (47.2) • vs. JSU (46.9) •  
 50-59% FG: vs. AKRON (52.7) • #11 TCU (50.0) •  
 60% + FG:

### OPPONENTS FROM THE FIELD

30% - FG: UAPB (29.5) • SD (29.6) • at MINN (28.8) • at UGA (29.8) •  
 30-39% FG: TAMU-CC (32.1) • vs. AKRON (32.7) • vs. UTAH (32.6) • MVST (38.8) • vs. DRAKE (36.2) • OM (35.8) • #11 TCU (39.7) •  
 40-49% FG: vs. MARQ (41.2) • OMAHA (40.7) • vs. JSU (46.0) • NICH (42.2) • #8 BAMA (45.6) • at #21 AU (43.6) • #9 TENN (45.1) • UF (41.8) •  
 50-59% FG:  
 60% + FG: at #8 TENN (69.2) •

### LEADING AT THE BREAK • 13 • 11-2

+7 (35-27 • vs. AKRON • W) • +22 (41-19 • UAPB • W) • +23 (38-15 • SD • W) • +6 (23-17 • vs. MARQ • W) • +4 (25-21 • vs. UTAH • W) • +10 (34-24 • OMAHA • W) • +16 (38-22 • MVST • W) • +8 (32-24 • at MINN • W) • +5 (31-26 • vs. JSU • W) • +8 (31-23 • vs. DRAKE • L) • +3 (26-23 • OM • W) • +7 (36-29 • at #2 BAMA • L) • +6 (31-25 • #11 TCU • W) •

### TRAILING AT THE BREAK • 7 • 2-5

-5 (30-25 • TAMU-CC • W) • -3 (NICH • 30-27 • W) • -4 (34-30 • #8 BAMA • L) • -24 (46-22 • at #8 TENN • L) • -1 (20-19 • at UGA • L) • -8 (30-22 • at #21 AU • L) • -9 (33-24 • UF • L) •

### TIED AT THE BREAK • 1 • 0-1

0 (23-23 • #9 TENN • L) •

## SPECIALITY STATISTICS - MISSISSIPPI STATE-OPPONENT

OPPONENT	POINTS IN THE PAINT	POINTS OFF TURNOVERS	SECOND CHANCE POINTS	FAST BREAK POINTS	BENCH POINTS
11/07 • Texas A&M-Corpus Christi	34-22	18-8	10-9	12-14	22-16
11/11 • vs. Akron	40-20	13-6	10-8	5-7	19-10
11/13 • Arkansas-Pine Bluff	38-22	20-9	13-11	13-7	<b>47-6</b>
11/17 • South Dakota	46-18	<b>30-2</b>	22-10	17-7	35-22
11/21 • vs. Marquette	22-24	15-18	12-0	7-7	15-10
11/23 • vs. Utah	14-22	10-5	16-13	2-8	0-15
11/28 • Omaha	40-30	18-2	17-10	17-7	31-22
12/03 • Mississippi Valley State	<b>50-18</b>	23-7	<b>26-9</b>	10-11	30-12
12/11 • at Minnesota	<b>34-14</b>	12-14	6-12	<b>10-1</b>	24-11
12/14 • vs. Jackson State	26-26	21-11	7-12	<b>24-6</b>	19-11
12/17 • Nicholls	24-34	13-10	10-15	13-11	19-19
12/20 • vs. Drake	20-12	14-13	9-3	0-10	14-17
12/28 • No. 8 Alabama [SEC]	18-26	17-11	11-6	11-14	32-16
01/03 • at No. 8 Tennessee [SEC]	20-42	13-20	3-9	8-6	21-36
01/07 • Ole Miss [SEC]	34-24	10-9	15-12	11-16	28-12
01/11 • at Georgia [SEC]	18-18	15-12	12-6	2-4	19-21
01/14 • at No. 21 Auburn [SEC]	40-24	17-14	17-9	3-11	11-12
01/17 • No. 9 Tennessee [SEC]	24-22	20-13	11-11	7-4	20-6
01/21 • Florida [SEC]	36-20	9-8	11-9	4-10	27-21
01/25 • at No. 2 Alabama [SEC]	40-26	9-22	9-5	0-7	14-32
01/28 • No. 11 TCU • Texas Christian	40-30	6-13	17-12	7-13	11-30
01/31 • at South Carolina [SEC]					
02/04 • Missouri [SEC]					
02/08 • LSU [SEC]					
02/11 • at Arkansas [SEC]					
02/15 • Kentucky [SEC]					
02/18 • at Ole Miss [SEC]					
02/21 • at Missouri [SEC]					
02/25 • Texas A&M [SEC]					
02/28 • South Carolina [SEC]					
03/04 • at Vanderbilt [SEC]					
03/08-03/12 • SEC Tournament					
<b>TOTALS</b>	<b>658-494</b>	<b>323-227</b>	<b>264-191</b>	<b>183-181</b>	<b>458-357</b>

## SCORING BREAKDOWN - PERCENTAGE IN PARENTHESES

OPPONENT	GUARDS	FORWARDS	STARTERS	BENCH
11/07 • Texas A&M-Corpus Christi	27 • 42.9	36 • 57.1	41 • 65.1	22 • 34.9
11/11 • vs. Akron	23 • 31.5	50 • 68.5	54 • 74.0	19 • 26.0
11/13 • Arkansas-Pine Bluff	31 • 38.8	49 • 61.3	33 • 41.3	<b>47 • 58.8</b>
11/17 • South Dakota	19 • 24.1	60 • 75.9	44 • 55.7	35 • 44.3
11/21 • vs. Marquette	35 • 60.3	23 • 39.7	43 • 74.1	15 • 25.9
11/23 • vs. Utah	21 • 40.4	31 • 59.6	<b>52 • 100.0</b>	0 • 0.0
11/28 • Omaha	19 • 25.7	55 • 74.3	43 • 58.1	31 • 41.9
12/03 • Mississippi Valley State	19 • 23.2	<b>63 • 76.8</b>	52 • 63.4	30 • 36.6
12/11 • at Minnesota	24 • 34.8	45 • 65.2	45 • 65.2	24 • 34.8
12/14 • vs. Jackson State	29 • 42.0	40 • 58.0	50 • 72.5	19 • 27.5
12/17 • Nicholls	22 • 32.4	46 • 67.6	49 • 72.1	19 • 27.9
12/20 • vs. Drake	20 • 38.5	32 • 61.5	38 • 73.1	14 • 26.9
12/28 • No. 8 Alabama [SEC]	21 • 31.3	46 • 68.7	35 • 52.2	32 • 47.8
01/03 • at No. 8 Tennessee [SEC]	9 • 17.0	44 • <b>83.0</b>	32 • 60.4	21 • 39.6
01/07 • Ole Miss [SEC]	20 • 31.3	44 • 68.8	36 • 56.3	28 • 43.8
01/11 • at Georgia [SEC]	23 • 46.0	27 • 54.0	31 • 62.0	19 • 38.0
01/14 • at No. 21 Auburn [SEC]	20 • 31.7	43 • 68.3	52 • 82.5	11 • 17.5
01/17 • No. 9 Tennessee [SEC]	<b>36 • 61.0</b>	23 • 39.0	39 • 66.1	20 • 33.9
01/21 • Florida [SEC]	24 • 40.7	35 • 59.3	32 • 54.2	27 • 45.8
01/25 • at No. 2 Alabama [SEC]	21 • 33.3	42 • 66.7	49 • 77.8	14 • 22.2
01/28 • No. 11 TCU • Texas Christian	27 • 33.3	54 • 66.7	<b>70 • 86.4</b>	11 • 13.6
01/31 • at South Carolina [SEC]				
02/04 • Missouri [SEC]				
02/08 • LSU [SEC]				
02/11 • at Arkansas [SEC]				
02/15 • Kentucky [SEC]				
02/18 • at Ole Miss [SEC]				
02/21 • at Missouri [SEC]				
02/25 • Texas A&M [SEC]				
02/28 • South Carolina [SEC]				
03/04 • at Vanderbilt [SEC]				
03/08-03/12 • SEC Tournament				
<b>TOTALS</b>	<b>490 • 35.6</b>	<b>888 • 64.4</b>	<b>920 • 66.8</b>	<b>458 • 33.2</b>

# MISSISSIPPI STATE • RECORD WHEN - MISCELLANEOUS STATISTICS

## MISSISSIPPI STATE RECORD BREAKDOWN

	OVR	SEC	CJ
At Home	8-3	1-3	75-14
On Road	1-4	0-4	52-24
At Neutral Sites	4-1	0-0	29-14
Day Games	5-1	1-0	42-14
Night Games (At/After 5 p.m. local time)	8-7	0-7	114-38
Overtime Games	1-0	0-0	5-1
Games Decided by 10 Pts or Less	6-5	1-4	61-34
Games Decided by 5 Pts or Less	3-2	0-4	36-20
Games Following a Loss	2-6	1-5	36-13
Games Following a Win	10-2	0-1	117-39
In November	7-0	0-0	31-8
In December	4-2	0-1	32-12
In January	2-6	1-6	35-13
In February	0-0	0-0	37-10
In March	0-0	0-0	21-9

## SCORING

	OVR	SEC	CJ
Leads at Halftime	11-2	1-1	132-11
Trails at Halftime	2-5	0-5	22-35
Tied at Halftime	0-1	0-1	2-6
Scores Less Than 60	2-5	0-4	10-20
Scores 60-69	5-3	1-3	43-19
Scores 70-79	3-0	0-0	59-10
Scores 80-89	3-0	0-0	29-1
Scores 90+	0-0	0-0	15-2
Opponent Scores Less Than 60	11-2	1-1	72-7
Opponent Scores 60-69	1-3	0-3	54-20
Opponent Scores 70-79	1-2	0-2	27-14
Opponent Scores 80-89	0-1	0-1	2-9
Opponent Scores 90+	0-0	0-0	1-2

## REBOUNDING

	OVR	SEC	CJ
Out-Rebounds Opponent	11-2	1-2	133-23
Opponent Out-Rebounds	2-5	0-5	21-27
Equal Rebounds	0-1	0-0	2-2
Has 40+	10-0	1-0	66-7
Has Fewer Than 40	3-8	0-7	90-45

## FIELD GOALS

	OVR	SEC	CJ
Has Higher FG%	10-2	1-1	120-9
Has Lower FG%	3-6	0-6	32-42
Equal Field Goal Percentage	0-0	0-0	4-1
Shoots 40% or Higher	9-1	0-1	132-19
Shoots 40% or Lower	4-7	1-6	24-33
Opponent Shoots 40% or Higher	5-5	0-5	72-42
Opponent Shoots 40% or Lower	8-3	1-2	84-10
Shoots 50% or Higher	2-0	0-0	48-4
Opponent Shoots 50% or Higher	0-1	0-1	8-15

## FREE THROWS

	OVR	SEC	CJ
Attempts More FTs	10-6	1-5	93-23
Attempts Fewer FTs	2-2	0-2	55-29
Equal Free Throw Attempts	1-0	0-0	8-0
Makes More FTs	9-4	1-4	89-17
Makes Fewer FTs	4-3	0-2	62-29
Equal Free Throw Makes	0-1	0-1	5-6
Makes 15 or more FTs	3-2	0-2	64-11
Makes 20 or more FTs	1-1	0-1	25-6
Makes 25 or more FTs	1-0	0-0	6-3

**O - 2022-23 OVERALL SEC - 2022-23 SEC**

**CJ - CHRIS JANS AS HEAD COACH**

## ALL GAMES

SCORE BY PERIOD	1	2	OT	OT2	TOTAL
Mississippi State	613	750	-	-	1378
Opponents	541	699	-	-	1248

## SEC GAMES

SCORE BY PERIOD	1	2	OT	OT2	TOTAL
Mississippi State	202	276	-	-	478
Opponents	238	305	-	-	543

## MISSISSIPPI STATE PERFORMANCE LIST

10+ POINTS	22-23	MSU	CAREER
Tyler Stevenson	3 • 2-1	3 • 2-1	70 • 24-46
D.J. Jeffries	11 • 8-3	27 • 19-8	53 • 40-13
Tolu Smith	16 • 12-4	52 • 30-22	52 • 30-22
Eric Reed Jr.	3 • 3-0	3 • 3-0	39 • 17-22
Shakeel Moore	6 • 3-3	18 • 12-6	23 • 16-7
Dashawn Davis	6 • 4-2	6 • 4-2	21 • 6-15
Will McNair Jr.	3 • 1-2	3 • 1-2	14 • 10-4
Cameron Matthews	3 • 3-0	6 • 5-1	6 • 5-1
KeShawn Murphy	2 • 1-1	2 • 1-1	2 • 1-1

10+ REBOUNDS	22-23	MSU	CAREER
Tolu Smith	7 • 4-3	12 • 7-5	22 • 13-9
Tyler Stevenson			20 • 6-14
D.J. Jeffries	1 • 0-1	2 • 1-1	5 • 3-2
Cameron Matthews	3 • 1-2	5 • 2-3	5 • 2-3
Will McNair Jr.			2 • 2-0
Shakeel Moore			1 • 0-1

DOUBLE-DOUBLES	22-23	MSU	CAREER
Tolu Smith	6 • 3-3	19 • 11-8	19 • 11-8
Tyler Stevenson			18 • 5-13
D.J. Jeffries	1 • 0-1	2 • 1-1	3 • 2-1
Will McNair Jr.			2 • 2-0
Dashawn Davis			1 • 0-1
Cameron Matthews	1 • 1-0	1 • 1-0	1 • 1-0

20+ SCORING	22-23	MSU	CAREER
Tyler Stevenson			16 • 7-9
Eric Reed Jr.			14 • 10-4
Tolu Smith	5 • 4-1	14 • 8-6	14 • 8-6
Dashawn Davis			2 • 0-2
D.J. Jeffries			2 • 2-0
Shakeel Moore	1 • 0-1	1 • 0-1	1 • 0-1

30+ SCORING	22-23	MSU	CAREER
Eric Reed Jr.			2 • 1-1
Dashawn Davis			1 • 0-1

10+ ASSISTS	22-23	MSU	CAREER
Dashawn Davis			1 • 0-1

5+ ASSISTS	22-23	MSU	CAREER
Dashawn Davis	4 • 2-2	4 • 2-2	23 • 4-19
D.J. Jeffries	1 • 1-0	5 • 5-0	8 • 8-0
Shakeel Moore	2 • 2-0	5 • 5-0	6 • 5-0
Eric Reed Jr.			4 • 3-1
Cameron Matthews	2 • 2-0	3 • 3-0	3 • 3-0
Tolu Smith	1 • 1-0	2 • 2-0	2 • 2-0
Will McNair Jr.			1 • 1-0

5+ BLOCKS	22-23	MSU	CAREER
D.J. Jeffries			1 • 1-0
Cameron Matthews	1 • 1-0	1 • 1-0	1 • 1-0

5+ STEALS	22-23	MSU	CAREER
Shakeel Moore	1 • 1-0	2 • 2-0	2 • 2-0
Cameron Matthews	1 • 1-0	1 • 1-0	1 • 1-0
Tolu Smith			1 • 1-0

## MISSISSIPPI STATE RECORD BY STARTING LINEUP

1. Davis • Reed Jr. • Jeffries • Matthews • Smith	13 • 7-6
2. Horton Jr. • Reed Jr. • Jeffries • Matthews • Smith	3 • 3-0
3. Davis • Moore • Jeffries • Matthews • Smith	2 • 1-1
4. Reed Jr. • Jeffries • Matthews • McNair Jr. • Smith	1 • 1-0
5. Reed Jr. • Jeffries • Matthews • Stevenson • Smith	1 • 1-0
6. Davis • Reed Jr. • Jeffries • Stevenson • Smith	1 • 0-1

## LEADING SCORER 22-23 MSU

Tolu Smith	12 • 9-3	27 • 15-12
Shakeel Moore	3 • 0-3	6 • 1-5
D.J. Jeffries	3 • 2-1	4 • 3-1
Eric Reed Jr.	2 • 1-1	2 • 1-1
Dashawn Davis	1 • 1-0	1 • 1-0
Cameron Matthews		1 • 0-1
Will McNair Jr.	1 • 1-0	1 • 1-0
KeShawn Murphy	1 • 0-1	1 • 0-1
Tyler Stevenson	1 • 0-1	1 • 0-1

• Jeffries and Smith each scored 10 PTS versus Arkansas - Pine Bluff (11/13); Jeffries and Murphy each scored 11 PTS versus No. 8 Alabama (12/28); Smith and Moore each scored 12 PTS versus Florida (01/21).

## LEADING REBOUNDER 22-23 MSU

Tolu Smith	15 • 10-5	44 • 24-20
D.J. Jeffries	8 • 4-4	12 • 6-6
Cameron Matthews	2 • 0-2	10 • 4-6
Shakeel Moore		3 • 1-2
Will McNair Jr.	3 • 2-1	3 • 2-1
Tyler Stevenson	1 • 0-1	1 • 0-1

• Smith and McNair Jr. each had 6 REB versus Mississippi Valley State (12/03); Smith and Jeffries each had 5 REB versus Jackson State (12/14); Jeffries, McNair Jr., Smith and Stevenson each had 2 REB at No. 8 Tennessee (01/03); Jeffries and McNair Jr. each had 8 REB versus Ole Miss (01/08); Smith and Matthews each had 11 REB versus Florida (01/21); Smith and Jeffries each had 7 REB at No. 2 Alabama (01/25);

## LARGEST LEADS • DEFICITS • RUNS

	MSU LEAD	OPP LEAD	MSU RUN
11/07 • Texas A&M CC	19 • 63-44	12 • 20-8	8-0
11/11 • vs. Akron	20 • 73-53	1 • 39-38	9-0
11/13 • Arkansas-Pine Bluff	33 • 80-47	2 • 2x • 5-3	13-0
11/17 • South Dakota	37 • 79-42	2 • 2-0	15-0
11/21 • vs. Marquette	10 • 2x • 23-13	4 • 42-38	7-0
11/23 • vs. Utah	8 • 22-14	5 • 40-35	8-0
11/28 • Omaha	27 • 62-35	4 • 15-11	17-0
12/03 • Mississippi Valley State	30 • 82-52	3 • 3-0	8-0
12/11 • at Minnesota	18 • 69-51	4 • 2x • 8-4	16-0
12/14 • vs. Jackson State	11 • 2x • 69-58	10 • 16-6	13-0
12/17 • Nicholls	12 • 50-38	8 • 20-12	8-0
12/20 • vs. Drake	10 • 35-25	9 • 15-6	12-0
12/28 • [8] Alabama	2 • 2x • 10-8	17 • 70-53	8-0
01/03 • at [8] Tennessee	--	36 • 3x • 79-43	8-0
01/07 • Ole Miss	13 • 59-46	7 • 38-31	9-0
01/11 • at Georgia	4 • 5x • 34-30	8 • 58-50	8-0
01/14 • at [21] Auburn	2 • 2-0	13 • 45-32	6-0 • 2x
01/17 • [9] Tennessee	9 • 19-10	12 • 68-56	7-0
01/21 • Florida	3 • 3-0	16 • 33-17	9-0
01/25 • at [2] Alabama	11 • 20-9	8 • 65-57	8-0
01/28 • [11] TCU • Texas Christian	12 • 23-11	4 • 2x • 60-56	8-0
01/31 • at South Carolina			
02/04 • Missouri			
02/08 • LSU			
02/11 • at Arkansas			
02/15 • Kentucky			
02/18 • at Ole Miss			
02/21 • at Missouri			
02/25 • Texas A&M			
02/28 • South Carolina			
03/04 • Vanderbilt			

## SEC TOURNAMENT

TBD

# MISSISSIPPI STATE • TOP 25 BREAKDOWN

## ASSOCIATED PRESS TOP 25 • WEEK 13 • 01/30/2023

RANK	TEAM	RECORD	PTS	PR
1	Purdue (62)	21-1	1550	1
2	<b>Tennessee</b>	<b>18-3</b>	<b>1443</b>	<b>4</b>
3	Houston	20-2	1415	3
4	<b>Alabama</b>	<b>18-3</b>	<b>1312</b>	<b>2</b>
5	Arizona	19-3	1310	6
6	Virginia	16-3	1258	7
7	Kansas State	18-3	1190	5
8	Kansas	17-4	1034	9
9	UCLA	17-4	993	8
10	Texas	17-4	939	10
11	Baylor	16-5	905	17
12	Gonzaga	18-4	837	14
13	Iowa State	15-5	832	12
14	<b>Marquette</b>	<b>17-5</b>	<b>769</b>	<b>16</b>
15	<b>TCU • Texas Christian</b>	<b>16-5</b>	<b>752</b>	<b>11</b>
16	Xavier • Ohio	17-5	689	13
17	Providence	17-5	438	23
18	Saint Mary's	19-4	419	22
19	FAU • Florida Atlantic	21-1	392	21
20	Clemson	18-4	340	24
21	Indiana	15-6	250	RV
22	San Diego State	17-4	170	RV
23	Miami • Florida	16-5	146	20
24	UConn • Connecticut	16-6	131	19
25	<b>Auburn</b>	<b>16-5</b>	<b>117</b>	<b>15</b>

### RECEIVING VOTES

Missouri 74, Charleston 68, Illinois 56, Creighton 51, New Mexico 47, North Carolina 47, North Carolina State 39, Boise State 31, Duke 24, Rutgers 17, **Texas A&M 16**, Northwestern 13, Memphis 10, Pittsburgh 9, **Arkansas 9**, Nevada 2, West Virginia 2, Oral Roberts 2, Saint Louis 1, Southern Cal • USC 1.

### DROPPED FROM RANKINGS

No. 18 Charleston • No. 25 New Mexico

### THE VOTERS

NR • Percy Allen • Seattle Times  
 NR • Bob Ballou • KEYE-TV • Austin  
 NR • Mark Berman • The Roanoke Times  
 NR • Bret Bloomquest • El Paso Times  
 NR • Dave Borges • New Haven Register  
 NR • Jeff Borzello • ESPN  
 NR • Rick Bozich • WDRB-TV • Louisville  
 NR • Kevin Brockway • Gainesville Sun  
 NR • C.L. Brown • Raleigh News & Observer  
 NR • Jeff Call • Salt Lake City Deseret News  
 NR • Jerry Carino • Gannett • New Jersey  
 NR • Matt Charboneu • The Detroit News  
 NR • David Cloninger • The State Columbia  
 NR • Adam Cole • Opelika-Auburn News  
 NR • Clayton Collier • WATN-TV • Memphis  
 NR • Sam Connon • Sports Illustrated • All Bruins  
 NR • Jordan Crammer • WNCN-TV • Raleigh  
 NR • Matt Daniels • The Champaign News-Gazette  
 NR • Seth Davis • CBS • Sports Illustrated  
 NR • Jerry DiPaola • Pittsburgh Tribune Review  
 NR • Donna Ditota • Syracuse Post-Standard  
 NR • Marcus Fuller • St. Paul Pioneer Press  
 NR • Michelle Gardner • Arizona Republic  
 NR • Aria Gerson • The Nashville Tennessean  
 NR • Todd Golden • CNHI Sports • Terre Haute  
 NR • Geoff Grammer • Albuquerque Journal  
 NR • Steve Greenberg • Chicago Sun Times  
 NR • Brenna Greene • KDIN-TV • Portland  
 NR • Steve Hewitt • Boston Herald  
 NR • Kelly Hines • Tulsa World  
 NR • Brian Holland • WVLA-TV • Baton Rouge  
 NR • Bob Holt • Arkansas Democrat-Gazette  
 NR • David Jablonski • Dayton Daily News  
 NR • Justin Jackson • Morgantown Dominion Post  
 NR • David Jones • Penn Live

### THE VOTERS

NR • Andrew Kahn • Ann Arbor News  
 NR • Zach Klein • WSJ-TV • Atlanta  
 NR • Stefan Krajsnik • Jackson Clarion Ledger  
 NR • Chad Leistikow • Des Moines Register  
 NR • Greg Madia • Charlottesville Daily Progress  
 NR • Dave Matter • St. Louis Post-Dispatch  
 NR • Kevin McNamara • WPRO-TV • Providence  
 NR • Stephen Means • Cleveland.com  
 NR • Sheldon Muckles • Baton Rouge Advocate  
 NR • Chris Murray • Reno Gazette Journal  
 NR • Mia O'Brien • Jacksonville First Coast News  
 NR • Bruce Pascoe • Arizona Daily Star  
 NR • Dave Preston • WTOP-FM • Washington DC  
 NR • Mike Rodak • Birmingham AL.com  
 NR • Pat Rooney • Boulder Daily Camera  
 NR • Jon Rothstein • CBS • College Hoops Today • FanDuel  
 NR • Dylan Sinn • Fort Wayne Journal Gazette  
 NR • Kevin Sjuts • KOLN-TV • Lincoln  
 NR • Matt Tait • Lawrence Journal World  
 NR • David Thompson • Asheville Observer  
 NR • Jay Tust • KTVB-TV • Boise  
 NR • Dick Vitale • ESPN-ABC  
 NR • Jeff Welsch • Lee Enterprises • Montana  
 NR • John Werner • Waco Tribune-Herald  
 NR • Jon Wilner • San Jose Mercury News  
 NR • Mark Zeigler • San Diego Union-Tribune

### TRACKING THE BULLDOGS • ASSOCIATED PRESS TOP 25 POLL

WEEK	DATE	RANK	POINTS
PRE	10/17	-	0
2	11/14	-	0
3	11/21	RV	1
4	11/28	RV	12
5	12/05	<b>No. 23</b>	<b>187</b>
6	12/12	<b>No. 17</b>	<b>501</b>
7	12/19	<b>No. 15</b>	<b>623</b>
8	12/26	<b>No. 21</b>	<b>215</b>
9	01/02	RV	62
10	01/09	RV	13
11	01/16	-	0
12	01/23	-	0
13	01/30	-	0
14	02/06		
15	02/13		
16	02/20		
17	02/27		
18	03/06		
FINAL	03/13		

### TRACKING THE BULLDOGS • USA TODAY COACHES TOP 25 POLL

WEEK	DATE	RANK	POINTS
PRE	10/28	-	0
2	11/14	-	0
3	11/21	-	0
4	11/28	RV	11
5	12/05	RV	42
6	12/12	<b>No. 20</b>	<b>155</b>
7	12/19	<b>No. 15</b>	<b>281</b>
8	12/26	<b>No. 20</b>	<b>169</b>
9	01/02	RV	47
10	01/09	RV	4
11	01/16	-	0
12	01/23	-	0
13	01/30	-	0
14	02/06		
15	02/13		
16	02/20		
17	02/27		
18	03/06		
19	03/13		
FINAL	04/04		

## USA TODAY/COACHES TOP 25 • WEEK 13 • 01/30/2023

RANK	TEAM	RECORD	PTS	PR
1	Purdue (32)	19-1	800	1
2	<b>Tennessee</b>	<b>18-3</b>	<b>731</b>	<b>4</b>
3	Houston	20-2	708	3
4	Virginia	16-3	662	6
5	<b>Alabama</b>	<b>18-3</b>	<b>659</b>	<b>2</b>
6	Kansas State	18-3	649	5
7	Arizona	19-3	605	8
8	Kansas	17-4	557	9
9	Texas	17-4	508	10
	UCLA	17-4	508	7
11	Baylor	16-5	428	17
12	<b>Marquette</b>	<b>17-5</b>	<b>411</b>	<b>15</b>
13	Iowa State	15-5	410	13
14	Gonzaga	18-4	393	14
15	Xavier • Ohio	17-5	364	12
16	<b>TCU • Texas Christian</b>	<b>16-5</b>	<b>349</b>	<b>11</b>
17	Providence	17-5	279	21
18	Saint Mary's	19-4	269	22
19	Clemson	18-4	212	23
20	FAU • Florida Atlantic	21-1	162	24
21	Miami • Florida	16-5	97	19
22	Indiana	15-6	93	RV
23	UConn • Connecticut	16-6	81	20
	<b>Auburn</b>	<b>16-5</b>	<b>81</b>	<b>16</b>
25	Illinois	15-6	67	RV

### RECEIVING VOTES

San Diego State 51, Charleston 45, Duke 38, North Carolina State 33, Creighton 26, Rutgers 24, **Texas A&M 21**, North Carolina 16, **Missouri 16**, New Mexico 12, Southern Cal • USC 11, Northwestern 9, Boise State 6, Michigan State 3, Pittsburgh 2, Saint Louis 2, UC Santa Barbara 1, Temple 1.

### DROPPED FROM RANKINGS

No. 18 Charleston • No. 25 Duke

### THE VOTERS

Randy Bennett • Saint Mary's  
 Jim Boehm • Syracuse  
 Glenn Braica • St. Francis Brooklyn  
 Kevin Broadus • Morgan State  
 Scott Drew • Baylor  
 Matt Driscoll • North Florida  
 Baker Dunleavy • Quinnipiac  
 Jim Ferry • Maryland-Baltimore County • UMBC  
 Greg Gary • Mercer  
 Michael Huger • Bowling Green  
 Ron Hunter • Tulane  
 Ben Jacobson • Northern Iowa • UNI  
 Rob Jeter • Western Illinois  
 James Jones • Yale  
 Greg Kampe • Oakland  
 Brad Korn • Southeast Missouri State  
 Grant McCasland • North Texas  
 Robert McCullum • Florida A&M  
 Greg McDermott • Creighton  
 Niko Medved • Colorado State  
 Dan Monson • Long Beach State  
 Chris Mooney • Richmond  
 Nate Oats • Alabama  
 Matt Painter • Purdue  
 Brett Reed • Lehigh  
 Keith Richard • Louisiana-Monroe • ULM  
 Mark Slessinger • New Orleans  
 Craig Smith • Utah  
 G.G. Smith • High Point  
 Zach Spiker • Drexel  
 Danny Sprinkle • Montana State  
 Brett Tanner • Abilene Christian

2022-23 BOX SCORES

Game 1 - Mississippi State 63, Texas A&M-Corpus Christi 44 11/07/2022 - Starkville, Mississippi - Humphrey Coliseum

Mississippi State 63, Texas A&M-Corpus Christi 44. Box score table with columns for player name, minutes, field goals, 3-pointers, free throws, rebounds, assists, steals, blocks, and points.

Mississippi State 63 (continued). Shooting by period table showing percentages for 1st, 2nd, 3rd, and 4th quarters.

Statistical summary table including biggest lead, best scoring run, lead changes, and time with lead for both teams.

Game 3 - Mississippi State 80, Arkansas-Pine Bluff 47 11/13/2022 - Starkville, Mississippi - Humphrey Coliseum

Ark-Pine Bluff 47. Box score table with columns for player name, minutes, field goals, 3-pointers, free throws, rebounds, assists, steals, blocks, and points.

Mississippi State 80. Box score table with columns for player name, minutes, field goals, 3-pointers, free throws, rebounds, assists, steals, blocks, and points.

Statistical summary table including biggest lead, best scoring run, lead changes, and time with lead for both teams.

Game 2 - Mississippi State 73, Akron 54 11/11/2022 - Philadelphia, Pennsylvania - Wells Fargo Center

Mississippi State 73, Akron 54. Box score table with columns for player name, minutes, field goals, 3-pointers, free throws, rebounds, assists, steals, blocks, and points.

Statistical summary table including biggest lead, best scoring run, lead changes, and time with lead for both teams.

Game 4 - Mississippi State 79, South Dakota 42 11/17/2022 - Starkville, Mississippi - Humphrey Coliseum

South Dakota 42. Box score table with columns for player name, minutes, field goals, 3-pointers, free throws, rebounds, assists, steals, blocks, and points.

Statistical summary table including biggest lead, best scoring run, lead changes, and time with lead for both teams.







2022-23 BOX SCORES

Game 13 - No. 8 Alabama 78, No. 21 Mississippi State 67 12/28/2022 - Starkville, Mississippi - Humphrey Coliseum



Official Basketball Box Score - Final Alabama at Mississippi St.

Game Time: 0:10 PM Game Duration: 2:00 Attendance: 3,900

Alabama - 78 box score table with columns for NO. Name, Min, FG, 3P, FT, Rebounds, Fouls, TP, AS, TO, ST, Blocks, +/-

Technical Fouls: NONE Shooting By Period 1st FG% 12.29 41.4%

Mississippi St - 67 box score table with columns for NO. Name, Min, FG, 3P, FT, Rebounds, Fouls, TP, AS, TO, ST, Blocks, +/-

Technical Fouls: NONE Shooting By Period 1st FG% 9.28 32.1%

Summary table with columns for ALA, MSU, Points from Turnovers, Best Scoring Run, Lead Changes, Times Tied, Time with Lead

Game 15 - Mississippi State 64, Ole Miss 54 01/07/2023 - Starkville, Mississippi - Humphrey Coliseum



Official Basketball Box Score - Final Ole Miss at Mississippi St.

Game Time: 1:19 PM Game Duration: 2:00 Attendance: 7,295

Ole Miss - 54 box score table with columns for NO. Name, Min, FG, 3P, FT, Rebounds, Fouls, TP, AS, TO, ST, Blocks, +/-

Technical Fouls: NONE Shooting By Period 1st FG% 7.25 28.0%

Mississippi St - 64 box score table with columns for NO. Name, Min, FG, 3P, FT, Rebounds, Fouls, TP, AS, TO, ST, Blocks, +/-

Technical Fouls: NONE Shooting By Period 1st FG% 10.32 31.3%

Summary table with columns for OLE, MSU, Points from Turnovers, Best Scoring Run, Lead Changes, Times Tied, Time with Lead

Game 14 - No. 8 Tennessee 87, Mississippi State 53 01/03/2023 - Knoxville, Tennessee - Thompson-Boling Arena



Official Basketball Box Score - Final Mississippi State at Tennessee

Game Time: 7:02 PM Game Duration: 1:57 Attendance: 16,897

Mississippi State - 53 box score table with columns for NO. Name, Min, FG, 3P, FT, Rebounds, Fouls, TP, AS, TO, ST, Blocks, +/-

Technical Fouls: NONE Shooting By Period 1st FG% 7.23 30.4%

Tennessee - 87 box score table with columns for NO. Name, Min, FG, 3P, FT, Rebounds, Fouls, TP, AS, TO, ST, Blocks, +/-

Technical Fouls: NONE Shooting By Period 1st FG% 17.27 63.0%

Summary table with columns for MSST, TENN, Points from Turnovers, Best Scoring Run, Lead Changes, Times Tied, Time with Lead

Game 16 - Georgia 58, Mississippi State 50 01/11/2023 - Athens, Georgia - Stegeman Coliseum



Official Basketball Box Score - Final Mississippi St. at Georgia

Game Time: 6:30 PM Game Duration: 2:11 Attendance: 7,241

Mississippi St. - 50 box score table with columns for NO. Name, Min, FG, 3P, FT, Rebounds, Fouls, TP, AS, TO, ST, Blocks, +/-

Technical Fouls: NONE Shooting By Period 1st FG% 7.32 21.9%

Georgia - 58 box score table with columns for NO. Name, Min, FG, 3P, FT, Rebounds, Fouls, TP, AS, TO, ST, Blocks, +/-

Technical Fouls: NONE Shooting By Period 1st FG% 5.25 20.0%

Summary table with columns for MSU, UGA, Points from Turnovers, Best Scoring Run, Lead Changes, Times Tied, Time with Lead

Game 17 - No. 21 Auburn 69, Mississippi State 63 01/14/2023 - Auburn, Alabama - Neville Arena



Official Basketball Box Score - Final Mississippi St. at Auburn

Game Time: 7:30 PM Game Duration: 2:59 Attendance: 9,121

Mississippi St. - 63

Main box score table for Mississippi State vs Auburn. Includes columns for player name, minutes, FG, 3P, FT, Rebounds, Fouls, TP, AS, TO, ST, Blocks, +/-, and Shooting By Period statistics.

Auburn - 69

Main box score table for Auburn vs Mississippi State. Includes columns for player name, minutes, FG, 3P, FT, Rebounds, Fouls, TP, AS, TO, ST, Blocks, +/-, and Shooting By Period statistics.

Summary statistics table for Auburn vs Mississippi State, including biggest lead, best scoring run, lead changes, times tied, and time with lead.

Game 19 - Florida 61, Mississippi State 59 01/21/2023 - Starkville, Mississippi - Humphrey Coliseum



Official Basketball Box Score - Final Florida at Mississippi St.

Game Time: 7:31 PM Game Duration: 1:56 Attendance: 5,997

Florida - 61

Main box score table for Florida vs Mississippi State. Includes columns for player name, minutes, FG, 3P, FT, Rebounds, Fouls, TP, AS, TO, ST, Blocks, +/-, and Shooting By Period statistics.

Mississippi St. - 59

Main box score table for Mississippi State vs Florida. Includes columns for player name, minutes, FG, 3P, FT, Rebounds, Fouls, TP, AS, TO, ST, Blocks, +/-, and Shooting By Period statistics.

Summary statistics table for Mississippi State vs Florida, including biggest lead, best scoring run, lead changes, times tied, and time with lead.

Game 18 - No. 9 Tennessee 70, Mississippi State 59 01/17/2023 - Starkville, Mississippi - Humphrey Coliseum



Official Basketball Box Score - Final Tennessee at Mississippi St.

Game Time: 8:01 PM Game Duration: 2:12 Attendance: 3,767

Tennessee - 70

Main box score table for Tennessee vs Mississippi State. Includes columns for player name, minutes, FG, 3P, FT, Rebounds, Fouls, TP, AS, TO, ST, Blocks, +/-, and Shooting By Period statistics.

Mississippi St. - 59

Main box score table for Mississippi State vs Tennessee. Includes columns for player name, minutes, FG, 3P, FT, Rebounds, Fouls, TP, AS, TO, ST, Blocks, +/-, and Shooting By Period statistics.

Summary statistics table for Mississippi State vs Tennessee, including biggest lead, best scoring run, lead changes, times tied, and time with lead.

Game 20 - No. 2 Alabama 66, Mississippi State 63 01/25/2023 - Tuscaloosa, Alabama - Coleman Coliseum



Official Basketball Box Score - Final Mississippi St. at Alabama

Game Time: 8:05 PM Game Duration: 2:08 Attendance: 11,681

Mississippi St. - 63

Main box score table for Mississippi State vs Alabama. Includes columns for player name, minutes, FG, 3P, FT, Rebounds, Fouls, TP, AS, TO, ST, Blocks, +/-, and Shooting By Period statistics.

Alabama - 66

Main box score table for Alabama vs Mississippi State. Includes columns for player name, minutes, FG, 3P, FT, Rebounds, Fouls, TP, AS, TO, ST, Blocks, +/-, and Shooting By Period statistics.

Summary statistics table for Mississippi State vs Alabama, including biggest lead, best scoring run, lead changes, times tied, and time with lead.

Game 21 • Mississippi State 81, No. 11 TCU • Texas Christian 74 • OT  
01/28/2023 • Starkville, Mississippi • Humphrey Coliseum



Official Basketball Box Score - Final  
TCU at Mississippi St.  
01/28/2023 Humphrey Coliseum, Starkville,  
Mississippi

Game Time: 1:01 PM  
Game Duration: 2:01  
Attendance: 3,643

TCU - 74

Record: 18-6

Offense: Dan Galt, K.E. Burkhall, J. Madril - Impact Total

NO.	Name	Min	FG		3P		FT		Rebounds		Fouls		TP	AS	TO	ST	Blocks		PF	PTS
			M/A	A	M/A	A	OR	DR	OR	DR	OR	DR					BS	BA		
2	Emanuel Miller	F 40:20	6-12	1-1	0-0	3-4	7	1	1	13	2	5	0	1	1	-5				11
5	Chuck O'Bannon	F 29:07	4-8	2-5	0-0	1	1	2	2	0	10	1	0	2	1	0	4			4
12	Xavier Cork	F 15:54	1-3	0-0	0-2	4	1	5	2	1	2	1	0	1	0	1	-13			4
1	Mike Miles	G 03:46	0-0	0-0	0-0	0	0	0	0	1	0	0	0	0	0	0	-5			0
10	Damion Baugh	G 44:46	5-17	2-9	5-7	0	5	5	3	5	19	4	2	0	0	1	-5			15
21	Jakobe Coles	F 28:14	3-8	1-4	5-6	3	5	8	4	4	12	1	2	0	0	1	5			15
0	Moah Peavy	G 23:03	2-8	0-2	2-2	1	0	1	3	1	6	2	0	0	0	2	-8			8
13	Shahada Wells	F 38:58	5-12	0-6	2-3	0	2	2	4	2	12	2	1	4	0	1	-8			18
25	Souleymane Doumbia	G 00:52	0-0	0-0	0-0	0	0	0	1	0	0	0	0	0	0	0	0			0
Team						1	2	3			0									0
Totals			27-68	6-27	14-20	13	20	33	20	15	74	13	10	7	2	7	-7			74

Shooting By Period

1st FG% 10-29 34.5%  
3PT% 2-10 20.0%  
FT% 3-5 60%

2nd FG% 15-30 50.0%  
3PT% 3-13 23.1%  
FT% 8-11 72.7%

OT FG% 2-9 22.2%  
3PT% 1-4 25.0%  
FT% 3-4 75%

GM FG% 27-68 39.7%  
3PT% 6-27 22.2%  
FT% 14-20 70.0%

Dead Ball Rebounds: 4, 2

Mississippi St. - 81

Record: 13-8

Technical Fouls: NONE

NO.	Name	Min	FG		3P		FT		Rebounds		Fouls		TP	AS	TO	ST	Blocks		PF	PTS
			M/A	A	M/A	A	OR	DR	OR	DR	OR	DR					BS	BA		
0	D.J. Jeffries	F 37:50	2-12	0-7	2-4	1	5	6	2	3	6	2	2	0	0	1	5			5
1	Toku Smith	F 36:19	11-13	0-0	5-6	4	9	13	3	7	27	5	2	1	4	1	16			16
4	Cameron Matthews	F 39:53	3-6	0-1	4-6	1	9	10	3	5	10	2	1	3	2	0	5			5
3	Shakeel Moore	G 28:27	4-9	3-6	0-0	1	1	2	3	0	11	5	1	0	0	0	16			16
10	Dashawn Davis	G 39:28	6-11	4-8	0-0	0	0	0	1	0	16	4	2	1	0	0	7			7
14	Tyler Stevenson	F 14:59	3-5	0-0	4-5	1	0	1	0	4	10	0	2	1	0	0	-3			3
11	Eric Reed, Jr.	G 07:14	0-1	0-1	0-0	0	1	1	1	0	0	2	1	0	0	0	-2			0
13	Will McNair, Jr.	G 08:41	0-0	0-0	1-2	2	1	3	1	1	1	1	1	0	1	0	-9			0
30	Shawn Jones, Jr.	G 09:02	0-1	0-1	0-0	1	0	1	0	0	0	2	0	0	0	0	5			0
21	Martavious Russell	G 03:57	0-0	0-0	0-0	0	0	0	1	0	0	0	1	0	0	0	-5			0
Team						1	4	5			0									1
Totals			29-58	7-24	16-23	12	30	42	15	20	81	23	14	8	7	2	7			81

Shooting By Period

1st FG% 12-28 42.9%  
3PT% 2-13 15.4%  
FT% 5-7 71.4%

2nd FG% 13-26 50.0%  
3PT% 3-9 33.3%  
FT% 6-8 75%

OT FG% 4-4 100.0%  
3PT% 2-2 100.0%  
FT% 5-8 62.5%

GM FG% 29-58 50.0%  
3PT% 7-24 29.2%  
FT% 16-23 69.6%

Dead Ball Rebounds: 2, 0

	TCU	MSU
Biggest lead	4 (2 <sup>nd</sup> 11:15)	12 (1 <sup>st</sup> 7:14)
Best Scoring Run	7 (2 <sup>nd</sup> 19:10)	8 (1 <sup>st</sup> OT 1:36)
Lead Changes	12	12
Times Tied	7	7
Time with Lead	10:37	31:27

Points from	TCU	MSU
Turnovers	13	6
Paint	30	40
Second Chance	12	17
Fast Breaks	13	7
Bench	30	11

Period by Period Scoring				
	1st	2nd	OT1	TOT
TCU	25	41	8	74
MSU	31	36	14	81

Game 22 • Mississippi State at South Carolina  
01/31/2023 • Columbia, South Carolina • Colonial Life Arena

Game 24 • Mississippi State vs. LSU  
02/08/2023 • Starkville, Mississippi • Humphrey Coliseum























**PLAYER SEASON & CAREER HIGHS****NO. 0 D.J. JEFFRIES • SEASON HIGHS**

CATEGORY	SEASON HIGH • OPPONENT • DATE
POINTS	15 • 2x • Last: vs. Jackson State • 12/14/2022
REBOUNDS	15 • No. 8 Alabama • 12/28/2022
FIELD GOALS MADE	6 • vs. Akron • 11/11/2022
3-POINT FIELD GOALS MADE	4 • South Dakota • 11/17/2022
FREE THROWS MADE	4 • 2x • Last: No. 21 Auburn • 01/14/2023
ASSISTS	7 • at Minnesota • 12/11/2022
BLOCKS	2 • 4x • Last: at No. 2 Alabama • 01/25/2023
STEALS	4 • Ole Miss • 01/07/2023
MINUTES	39 • at Minnesota • 12/11/2022

**NO. 1 TOLU SMITH • SEASON HIGHS**

CATEGORY	SEASON HIGH • OPPONENT • DATE
POINTS	27 • No. 11 TCU • 01/28/2023
REBOUNDS	16 • 2x • Last: vs. Utah • 11/23/2022
FIELD GOALS MADE	11 • 2x • Last: No. 11 TCU • 01/28/2023
3-POINT FIELD GOALS MADE	
FREE THROWS MADE	8 • 2x • Last: at Minnesota • 12/11/2022
ASSISTS	6 • vs. Marquette • 11/21/2022
BLOCKS	4 • No. 11 TCU • 01/28/2023
STEALS	2 • Nicholls • 12/17/2022
MINUTES	36 • 2x • Last: No. 11 TCU • 01/28/2023

**NO. 3 SHAKEEL MOORE • SEASON HIGHS**

CATEGORY	SEASON HIGH • OPPONENT • DATE
POINTS	20 • No. 9 Tennessee • 01/17/2023
REBOUNDS	6 • vs. Akron • 11/11/2022
FIELD GOALS MADE	7 • at Minnesota • 12/11/2022
3-POINT FIELD GOALS MADE	3 • 3x • Last: No. 11 TCU • 01/28/2023
FREE THROWS MADE	8 • No. 9 Tennessee • 01/17/2023
ASSISTS	6 • Mississippi Valley State • 12/03/2022
BLOCKS	2 • vs Jackson State • 12/14/2022
STEALS	5 • South Dakota • 11/17/2022
MINUTES	36 • at No. 2 Alabama • 01/25/2023

**NO. 4 CAMERON MATTHEWS • SEASON HIGHS**

CATEGORY	SEASON HIGH • OPPONENT • DATE
POINTS	14 • South Dakota • 11/17/2022
REBOUNDS	11 • Florida • 01/21/2023
FIELD GOALS MADE	6 • South Dakota • 11/17/2022
3-POINT FIELD GOALS MADE	1 • 4x • Last: at Minnesota • 12/11/2022
FREE THROWS MADE	5 • No. 8 Alabama • 12/28/2022
ASSISTS	5 • 2x • Last: vs. Ole Miss • 01/07/2023
BLOCKS	5 • Texas A&M - Corpus Christi • 11/07/2022
STEALS	5 • vs. Jackson State • 12/14/2022
MINUTES	40 • No. 11 TCU • 01/28/2023

**NO. 10 DASHAWN DAVIS • SEASON HIGHS**

CATEGORY	SEASON HIGH • OPPONENT • DATE
POINTS	18 • vs. Utah • 11/23/2022
REBOUNDS	6 • at Minnesota • 12/11/2022
FIELD GOALS MADE	6 • 2x • Last: No. 11 TCU • 01/28/2023
3-POINT FIELD GOALS MADE	6 • vs. Utah • 11/23/2022
FREE THROWS MADE	11 • at No. 21 Auburn • 01/14/2023
ASSISTS	6 • 2x • Last: at No. 8 Tennessee • 01/03/2023
BLOCKS	1 • vs. Utah • 11/23/2022
STEALS	4 • 2x • Last: at No. 2 Alabama • 01/25/2023
MINUTES	39 • No. 11 TCU • 01/28/2023

**NO. 0 D.J. JEFFRIES • CAREER HIGHS**

CATEGORY	CAREER HIGH • OPPONENT • DATE • SCHOOL
POINTS	23 • Ole Miss • 11/23/2019 • Memphis
REBOUNDS	15 • No. 8 Alabama • 12/28/2022 • Mississippi State
FIELD GOALS MADE	10 • Ole Miss • 11/23/2019 • Memphis
3-POINT FIELD GOALS MADE	4 • 2x • Last: South Dakota • 11/17/2022 • Mississippi State
FREE THROWS MADE	5 • 4x • Last: at Texas A&M • 03/05/2022 • Mississippi State
ASSISTS	8 • Tulane • 12/31/2019 • Memphis
BLOCKS	5 • vs. Mississippi State • 03/28/2021 • Mississippi State
STEALS	4 • Ole Miss • 01/07/2023 • Mississippi State
MINUTES	39 • at Minnesota • 12/11/2022 • Mississippi State

**NO. 1 TOLU SMITH • CAREER HIGHS**

CATEGORY	CAREER HIGH • OPPONENT • DATE • SCHOOL
POINTS	27 • 2x • Last: No. 11 TCU • 01/28/2023 • Mississippi State
REBOUNDS	16 • 2x • Last: vs. Utah • 11/23/2022 • Mississippi State
FIELD GOALS MADE	11 • 3x • Last: No. 11 TCU • 01/28/2023 • Mississippi State
3-POINT FIELD GOALS MADE	
FREE THROWS MADE	8 • 3x • Last: at Minnesota • 12/11/2022 • Mississippi State
ASSISTS	6 • vs. Marquette • 11/21/2022 • Mississippi State
BLOCKS	4 • No. 11 TCU • 01/28/2023 • Mississippi State
STEALS	5 • Arkansas • 12/29/2021 • Mississippi State
MINUTES	39 • No. 5 Auburn • 03/02/2022 • Mississippi State

**NO. 3 SHAKEEL MOORE • CAREER HIGHS**

CATEGORY	CAREER HIGH • OPPONENT • DATE • SCHOOL
POINTS	20 • No. 9 Tennessee • 01/17/2023 • Mississippi State
REBOUNDS	10 • at No. 19 Clemson • 01/05/2021 • North Carolina State
FIELD GOALS MADE	8 • at Boston College • 02/06/2020 • North Carolina State
3-POINT FIELD GOALS MADE	4 • Detroit - Mercy • 11/17/2021 • Mississippi State
FREE THROWS MADE	9 • No. 24 Alabama • 01/15/2021 • Mississippi State
ASSISTS	7 • Ole Miss • 01/22/2022 • Mississippi State
BLOCKS	3 • Lamar • 12/02/2021 • Mississippi State
STEALS	5 • 2x • Last: South Dakota • 11/17/2022 • Mississippi State
MINUTES	38 • at No. 12 Kentucky • 01/25/2022 • Mississippi State

**NO. 4 CAMERON MATTHEWS • CAREER HIGHS**

CATEGORY	CAREER HIGH • OPPONENT • DATE • SCHOOL
POINTS	19 • vs. Memphis • 03/28/2021 • Mississippi State
REBOUNDS	14 • North Alabama • 11/10/2021 • Mississippi State
FIELD GOALS MADE	6 • 2x • Last: South Dakota • 11/17/2022 • Mississippi State
3-POINT FIELD GOALS MADE	3 • 2x • Last: Montana • 11/13/2021 • Mississippi State
FREE THROWS MADE	5 • 2x • Last: No. 8 Alabama • 12/22/2022 • Mississippi State
ASSISTS	5 • 3x • Last: vs. Ole Miss • 01/07/2023 • Mississippi State
BLOCKS	5 • Texas A&M - Corpus Christi • 11/07/2022 • Mississippi State
STEALS	5 • vs. Jackson State • 12/14/2022 • Mississippi State
MINUTES	40 • No. 11 TCU • 01/28/2023 • Mississippi State

**NO. 10 DASHAWN DAVIS • CAREER HIGHS**

CATEGORY	CAREER HIGH • OPPONENT • DATE • SCHOOL
POINTS	31 • No. 16 Southern Cal • USC • 02/24/2022 • Oregon State
REBOUNDS	7 • UC Davis • 12/14/2021 • Oregon State
FIELD GOALS MADE	14 • No. 16 Southern Cal • USC • 02/24/2022 • Oregon State
3-POINT FIELD GOALS MADE	6 • vs. Utah • 11/23/2022 • Mississippi State
FREE THROWS MADE	11 • at No. 21 Auburn • 01/14/2023 • Mississippi State
ASSISTS	11 • Washington State • 02/28/2022 • Oregon State
BLOCKS	1 • 3x • Last: vs. Utah • 11/23/2022 • Mississippi State
STEALS	4 • 3x • Last: at No. 2 Alabama • 01/25/2023 • Mississippi State
MINUTES	45 • No. 16 Southern Cal • USC • 02/24/2022 • Oregon State



**PLAYER SEASON & CAREER HIGHS****NO. 11 ERIC REED JR. • SEASON HIGHS**

CATEGORY	SEASON HIGH • OPPONENT • DATE
POINTS	15 • vs. Marquette • 11/21/2022
REBOUNDS	8 • Ole Miss • 01/07/2023
FIELD GOALS MADE	5 • vs. Jackson State • 12/14/2022
3-POINT FIELD GOALS MADE	3 • 3x • Last: vs. Drake • 12/20/2022
FREE THROWS MADE	6 • vs. Marquette • 11/21/2022
ASSISTS	4 • 2x • Last: vs. Akron • 11/11/2022
BLOCKS	
STEALS	3 • Mississippi Valley State • 12/03/2022
MINUTES	35 • vs. Drake • 12/20/2022

**NO. 13 WILL MCNAIR JR. • SEASON HIGHS**

CATEGORY	SEASON HIGH • OPPONENT • DATE
POINTS	13 • Ole Miss • 01/07/2023
REBOUNDS	7 • 3x • Last: Ole Miss • 01/07/2023
FIELD GOALS MADE	5 • 2x • Last: Florida • 01/21/2023
3-POINT FIELD GOALS MADE	1 • 3x • Last: No. 8 Alabama • 12/28/2022
FREE THROWS MADE	3 • 3x • Last: Ole Miss • 01/07/2023
ASSISTS	2 • Florida • 01/21/2023
BLOCKS	1 • 8x • Last: No. 11 TCU • 01/28/2023
STEALS	2 • 2x • Last: vs. Marquette • 11/21/2022
MINUTES	25 • Ole Miss • 01/07/2023

**NO. 14 TYLER STEVENSON • SEASON HIGHS**

CATEGORY	SEASON HIGH • OPPONENT • DATE
POINTS	15 • at No. 8 Tennessee • 01/03/2023
REBOUNDS	7 • Omaha • 11/28/2022
FIELD GOALS MADE	7 • at No. 8 Tennessee • 01/03/2023
3-POINT FIELD GOALS MADE	
FREE THROWS MADE	4 • 2x • Last: No. 11 TCU • 01/28/2023
ASSISTS	3 • vs. Akron • 11/11/2022
BLOCKS	1 • 6x • Last: Nicholls • 12/17/2022
STEALS	1 • 8x • Last: No. 11 TCU • 01/28/2023
MINUTES	22 • vs. Akron • 11/11/2022

**NO. 5 KIMANI HAMILTON • SEASON & CAREER HIGHS**

CATEGORY	SEASON/CAREER HIGH • OPPONENT • DATE
POINTS	9 • at No. 8 Tennessee • 01/03/2023
REBOUNDS	5 • South Dakota • 11/17/2022
FIELD GOALS MADE	3 • at No. 8 Tennessee • 01/03/2023
3-POINT FIELD GOALS MADE	2 • at No. 8 Tennessee • 01/03/2023
FREE THROWS MADE	4 • Arkansas - Pine Bluff • 11/13/2022
ASSISTS	4 • South Dakota • 11/17/2022
BLOCKS	1 • South Dakota • 11/17/2022
STEALS	2 • Arkansas - Pine Bluff • 11/13/2022
MINUTES	20 • Omaha • 11/28/2022

**NO. 12 KESHAWN MURPHY • SEASON & CAREER HIGHS**

CATEGORY	SEASON/CAREER HIGH • OPPONENT • DATE
POINTS	11 • No. 8 Alabama • 12/28/2022
REBOUNDS	5 • Mississippi Valley State • 12/03/2022
FIELD GOALS MADE	4 • Omaha • 11/28/2022
3-POINT FIELD GOALS MADE	3 • No. 8 Alabama • 12/28/2022
FREE THROWS MADE	2 • 2x • Last: No. 8 Alabama • 12/28/2022
ASSISTS	2 • 4x • Last: at No. 8 Tennessee • 01/03/2023
BLOCKS	3 • Omaha • 11/28/2022
STEALS	3 • Mississippi Valley State • 12/03/2022
MINUTES	19 • No. 8 Alabama • 12/28/2022

**NO. 11 ERIC REED JR. • CAREER HIGHS**

CATEGORY	CAREER HIGH • OPPONENT • DATE • SCHOOL
POINTS	35 • at Tennessee Tech • 02/17/22 • Southeast Missouri
REBOUNDS	8 • 2x • Last: Ole Miss • 01/07/2023 • Mississippi State
FIELD GOALS MADE	11 • at Tennessee Tech • 02/17/22 • Southeast Missouri
3-POINT FIELD GOALS MADE	7 • 2x • Last: Austin Peay • 01/01/22 • Southeast Missouri
FREE THROWS MADE	10 • 3x • Last: at Morehead State • 02/19/22 • Southeast Missouri
ASSISTS	6 • Eastern Kentucky • 02/20/21 • Southeast Missouri
BLOCKS	1 • 6x • Last: Belmont • 02/12/22 • Southeast Missouri
STEALS	4 • Morehead State • 01/27/22 • Southeast Missouri
MINUTES	42 • Tennessee State • 01/02/21 • Southeast Missouri

**NO. 13 WILL MCNAIR JR. • CAREER HIGHS**

CATEGORY	CAREER HIGH • OPPONENT • DATE • SCHOOL
POINTS	18 • Texas-El Paso • UTEP • 12/03/2021 • New Mexico State
REBOUNDS	15 • vs. Indiana State • 11/21/2021 • New Mexico State
FIELD GOALS MADE	9 • Texas-El Paso • UTEP • 12/03/2021 • New Mexico State
3-POINT FIELD GOALS MADE	1 • 8x • Last: No. 8 Alabama • 12/28/2022 • Mississippi State
FREE THROWS MADE	3 • 4x • Last: Ole Miss • 01/07/2023 • Mississippi State
ASSISTS	5 • vs. Indiana State • 11/21/2021 • New Mexico State
BLOCKS	3 • 3x • Last: at Seattle U • 02/21/2022 • New Mexico State
STEALS	2 • 3x • Last: vs. Marquette • 11/21/2022 • Mississippi State
MINUTES	35 • New Mexico • 11/30/2021 • New Mexico State

**NO. 14 TYLER STEVENSON • CAREER HIGHS**

CATEGORY	CAREER HIGH • OPPONENT • DATE • SCHOOL
POINTS	29 • 2x • Last: Southeastern Baptist • 01/19/2022 • Southern Miss
REBOUNDS	14 • at Southern Illinois • Carbondale • 12/04/2021 • Southern Miss
FIELD GOALS MADE	13 • Southeastern Baptist • 01/19/2022 • Southern Miss
3-POINT FIELD GOALS MADE	1 • at Alabama-Birmingham • UAB • 02/10/2022 • Southern Miss
FREE THROWS MADE	10 • Texas-El Paso • UTEP • 01/01/2021 • Southern Miss
ASSISTS	4 • 2x • Last: at Louisiana Tech • 01/30/2021 • Southern Miss
BLOCKS	3 • 4x • Last: North Texas • 01/27/2022 • Southern Miss
STEALS	3 • 3x • Last: Western Kentucky • 02/14/2022 • Southern Miss
MINUTES	42 • 2x • Last: Texas-San Antonio • UTSA • 02/17/2022 • Southern Miss

**NO. 21 MARTAVIOIUS RUSSELL • SEASON & CAREER HIGHS**

CATEGORY	SEASON/CAREER HIGH • OPPONENT • DATE
POINTS	7 • Arkansas - Pine Bluff • 11/13/2022
REBOUNDS	2 • Omaha • 11/28/2022
FIELD GOALS MADE	3 • Arkansas - Pine Bluff • 11/13/2022
3-POINT FIELD GOALS MADE	1 • 2x • Last: Mississippi Valley State • 12/03/2022
FREE THROWS MADE	1 • Arkansas - Pine Bluff • 11/13/2022
ASSISTS	1 • Arkansas - Pine Bluff • 11/13/2022
BLOCKS	1 • Arkansas - Pine Bluff • 11/13/2022
STEALS	2 • Arkansas - Pine Bluff • 11/13/2022
MINUTES	12 • South Dakota • 11/17/2022

**NO. 30 SHAWN JONES JR. • SEASON & CAREER HIGHS**

CATEGORY	SEASON/CAREER HIGH • OPPONENT • DATE
POINTS	6 • 2x • Last: Mississippi Valley State • 12/03/2022
REBOUNDS	5 • vs. Akron • 11/11/2022
FIELD GOALS MADE	2 • 3x • Last: Mississippi Valley State • 12/03/2022
3-POINT FIELD GOALS MADE	2 • 2x • Last: Mississippi Valley State • 12/03/2022
FREE THROWS MADE	1 • 2x • Last: Omaha • 11/28/2022
ASSISTS	2 • No. 11 TCU • 01/28/2023
BLOCKS	2 • South Dakota • 11/17/2022
STEALS	2 • 3x • Last: at No. 21 Auburn • 01/14/2023
MINUTES	14 • 3x • Last: Mississippi Valley State • 12/03/2022











# #5 Kimani Hamilton

Mari

Forward • 6-7 • 215 • FR • HS • Clinton, Mississippi • Clinton HS

## 2022-23 OVERALL

PPG 2.6    RPG 1.0    APG 0.6    SPG 0.3    BPG 0.1

## 2021-22 OVERALL • HIGH SCHOOL

PPG    RPG    APG    SPG    BPG

### K. HAMILTON'S SEASON • CAREER HIGHS

#### POINTS

Season 9 • at No. 8 Tennessee • 01/03/2023  
 Career 9 • at No. 8 Tennessee • 01/03/2023

#### REBOUNDS

Season 5 • South Dakota • 11/17/2022  
 Career 5 • South Dakota • 11/17/2022

#### FIELD GOALS MADE

Season 3 • at No. 8 Tennessee • 01/03/2023  
 Career 3 • at No. 8 Tennessee • 01/03/2023

#### 3-POINT FIELD GOALS MADE

Season 2 • at No. 8 Tennessee • 01/03/2023  
 Career 2 • at No. 8 Tennessee • 01/03/2023

#### FREE THROWS MADE

Season 4 • Arkansas - Pine Bluff • 11/13/2022  
 Career 4 • Arkansas - Pine Bluff • 11/13/2022

#### ASSISTS

Season 4 • South Dakota • 11/17/2022  
 Career 4 • South Dakota • 11/17/2022

#### BLOCKS

Season 1 • South Dakota • 11/17/2022  
 Career 1 • South Dakota • 11/17/2022

#### STEALS

Season 2 • Arkansas - Pine Bluff • 11/13/2022  
 Career 2 • Arkansas - Pine Bluff • 11/13/2022

#### MINUTES

Season 20 • Omaha • 11/28/2022  
 Career 20 • Omaha • 11/28/2022

### K. HAMILTON'S TOP SCORING PERFORMANCES

RK	PTS	OPPONENT	DATE
1	9	at No. 8 Tennessee	01/03/2023
2	8	Arkansas - Pine Bluff	11/13/2022
3	5	Mississippi Valley State	12/03/2022
	5	Omaha	11/28/2022

### K. HAMILTON'S GAME-BY-GAME STATISTICS - 2022-23

DATE • OPPONENT	GS	MIN	FG	3FG	FT	REB • O • D • T	PF/D	AST	TO	BLK	STL	PTS
11/07 • Texas A&M-Corpus Christi		2	0-1	0-0	0-0	0 • 1 • 1	0	1	1	0	0	0
11/11 • vs. Akron		2	0-0	0-0	0-0	0 • 0 • 0	1	0	0	0	0	0
11/13 • Arkansas - Pine Bluff		13	2-5	0-1	4-5	2 • 1 • 3	0	0	0	0	2	8
11/17 • South Dakota		11	2-5	0-1	0-0	3 • 2 • 5	2	4	1	1	1	4
11/21 • vs. Marquette		6	0-0	0-0	0-0	0 • 1 • 1	0	0	1	0	0	0
11/23 • vs. Utah		1	0-1	0-1	0-0	0 • 0 • 0	2	0	0	0	0	0
11/28 • Omaha		20	2-5	1-2	0-0	2 • 0 • 2	1	2	0	0	0	5
12/03 • Mississippi Valley State		12	1-3	1-3	2-2	0 • 0 • 0	0	0	0	0	0	5
12/11 • at Minnesota		DNP										
12/14 • vs. Jackson State		DNP										
12/17 • Nicholls		4	0-1	0-1	0-0	0 • 0 • 0	0	0	1	0	0	0
12/20 • vs. Drake		DNP										
12/28 • No. 8 Alabama [SEC]		DNP										
01/03 • at No. 8 Tennessee [SEC]		8	3-4	2-3	1-2	0 • 0 • 0	0	0	0	0	0	9
01/07 • Ole Miss [SEC]		DNP										
01/11 • at Georgia [SEC]		2	0-0	0-0	0-0	0 • 0 • 0	0	0	1	0	1	0
01/14 • at No. 21 Auburn [SEC]		DNP										
01/17 • No. 9 Tennessee [SEC]		2	0-1	0-1	0-0	0 • 0 • 0	0	0	0	0	0	0
01/21 • Florida [SEC]		DNP										
01/25 • at No. 2 Alabama [SEC]		DNP										
01/28 • No. 11 TCU • Texas Christian		DNP										
01/31 • at South Carolina [SEC]												
02/04 • Missouri [SEC]												
02/08 • LSU [SEC]												
02/11 • at Arkansas [SEC]												
02/15 • Kentucky [SEC]												
02/18 • at Ole Miss [SEC]												
02/21 • at Missouri [SEC]												
02/25 • Texas A&M [SEC]												
02/28 • South Carolina [SEC]												
03/04 • at Vanderbilt [SEC]												

### K. HAMILTON'S STANDOUT PERFORMANCES 22-23 • FR

	CAREER
10+ Points	0
20+ Points	0
15+PTS • 5+ REB	0
Led MSU in Scoring	0
5+ Rebounds	1
10+ Rebounds	0
Double-Doubles	0
20+PTS • 10+ REB	0
Led MSU in Rebounding	0
5+ Field Goals Made	0
10+ Field Goals Made	0
2+ 3-Point Field Goals Made	1
5+ 3-Point Field Goals Made	0
5+ Free Throws Made	0
10+ Free Throws Made	0
2+ Assists	2
5+ Assists	0
2+ Blocks	0
5+ Blocks	0
2+ Steals	1
5+ Steals	0

### K. HAMILTON'S CAREER STATISTICS

YEAR	GP-GS	MIN • AVG	FG-FGA	PCT	THREE-POINT		FT-FTA	PCT	REBOUND					PTS • AVG		
					FG-FGA	PCT			OFF • DEF • TOT	AVG	PF-FO	AST	TO		BLK	STL
2022-23	12-0	83 • 6.9	10-26	38.5	4-13	30.8	7-9	77.8	7 • 5 • 12	1.0	6-0	7	5	1	4	31 • 2.6
TOTALS	12-0	83 • 6.9	10-26	38.5	4-13	30.8	7-9	77.8	7 • 5 • 12	1.0	6-0	7	5	1	4	31 • 2.6









# #12 KeShawn Murphy

Forward • 6-10 • 235 • R FR • HS • Birmingham, Alabama • Ramsay HS

## 2022-23 OVERALL

PPG **3.7**    RPG **1.7**    APG **0.9**    SPG **0.7**    BPG **0.5**

## 2021-22 OVERALL • REDSHIRT

PPG **0.0**    RPG **0.0**    APG **0.0**    SPG **0.0**    BPG **0.0**

### K. MURPHY'S SEASON • CAREER HIGHS

#### POINTS

Season 11 • No. 8 Alabama • 12/28/2022  
 Career 11 • No. 8 Alabama • 12/28/2022

#### REBOUNDS

Season 5 • Mississippi Valley State • 12/03/2022  
 Career 5 • Mississippi Valley State • 12/03/2022

#### FIELD GOALS MADE

Season 4 • Omaha • 11/28/2022  
 Career 4 • Omaha • 11/28/2022

#### 3-POINT FIELD GOALS MADE

Season 3 • No. 8 Alabama • 12/28/2022  
 Career 3 • No. 8 Alabama • 12/28/2022

#### FREE THROWS MADE

Season 2 • No. 8 Alabama • 12/28/2022  
 2 • Jackson State • 12/14/2022  
 Career 2 • 2x • Last: No. 8 Alabama • 12/28/2022

#### ASSISTS

Season 2 • at No. 8 Tennessee • 01/03/2023  
 2 • No. 8 Alabama • 12/28/2022  
 2 • Jackson State • 12/14/2022  
 2 • South Dakota • 11/17/2022  
 Career 2 • 4x • Last: at No. 8 Tennessee • 01/03/2023

#### BLOCKS

Season 3 • Omaha • 11/28/2022  
 Career 3 • Omaha • 11/28/2022

#### STEALS

Season 3 • Mississippi Valley State • 12/03/2022  
 Career 3 • Mississippi Valley State • 12/03/2022

#### MINUTES

Season 19 • No. 8 Alabama • 12/28/2022  
 Career 19 • No. 8 Alabama • 12/28/2022

### K. MURPHY'S TOP SCORING PERFORMANCES

RK	PTS	OPPONENT	DATE
1	11	No 8 Alabama	12/28/2022
2	10	vs. Jackson State	12/14/2022
3	9	vs. Drake	12/20/2022
4	8	Omaha	11/28/2022
5	7	Ole Miss	01/07/2023

### K. MURPHY'S GAME-BY-GAME STATISTICS • 2022-23

#### DATE • OPPONENT

DATE • OPPONENT	GS	MIN	FG	3FG	FT	REB • O • D • T	PF/D	AST	TO	BLK	STL	PTS
11/07 • Texas A&M-Corpus Christi		1	1-2	1-2	0-0	0 • 0 • 0	0	0	0	0	1	3
11/11 • vs. Akron		2	0-2	0-1	0-0	1 • 0 • 1	0	0	0	0	0	0
11/13 • Arkansas - Pine Bluff		5	0-1	0-1	0-0	0 • 1 • 1	0	1	0	1	0	0
11/17 • South Dakota		8	0-2	0-2	0-0	0 • 2 • 2	1	2	0	1	0	0
11/21 • vs. Marquette		DNP										
11/23 • vs. Utah		DNP										
11/28 • Omaha		17	4-6	0-1	0-0	1 • 3 • 4	0	1	0	3	1	8
12/03 • Mississippi Valley State		18	1-5	0-1	0-0	3 • 2 • 5	3	1	1	0	3	2
12/11 • at Minnesota		DNP										
12/14 • vs. Jackson State		12	3-4	2-3	2-2	1 • 2 • 3	1	2	3	1	2	10
12/17 • Nicholls		11	0-2	0-1	0-0	0 • 3 • 3	1	0	1	1	0	0
12/20 • vs. Drake		16	3-5	2-4	1-2	1 • 1 • 2	1	1	2	0	1	9
12/28 • No. 8 Alabama [SEC]		19	3-4	3-4	2-2	0 • 0 • 0	2	2	1	1	0	11
01/03 • at No. 8 Tennessee [SEC]		18	1-3	1-2	1-3	1 • 0 • 1	0	2	2	0	1	4
01/07 • Ole Miss [SEC]		17	3-5	0-1	1-2	2 • 1 • 3	1	1	1	0	0	7
01/11 • at Georgia [SEC]		3	0-1	0-1	0-0	1 • 0 • 1	1	0	0	0	1	0
01/14 • at No. 21 Auburn [SEC]		11	1-3	0-2	0-0	0 • 0 • 0	1	1	0	0	0	2
01/17 • No. 9 Tennessee [SEC]		DNP										
01/21 • Florida [SEC]		3	0-2	0-1	0-0	0 • 0 • 0	0	0	0	0	0	0
01/25 • at No. 2 Alabama [SEC]		DNP										
01/28 • No. 11 TCU • Texas Christian		DNP										
01/31 • at South Carolina [SEC]												
02/04 • Missouri [SEC]												
02/08 • LSU [SEC]												
02/11 • at Arkansas [SEC]												
02/15 • Kentucky [SEC]												
02/18 • at Ole Miss [SEC]												
02/21 • at Missouri [SEC]												
02/25 • Texas A&M [SEC]												
02/28 • South Carolina [SEC]												
03/04 • at Vanderbilt [SEC]												

### K. MURPHY'S STANDOUT PERFORMANCES

	22-23 • R FR	CAREER
10+ Points	2	2
20+ Points	-	0
Led MSU in Scoring	1	1
5+ Rebounds	1	1
10+ Rebounds	-	0
Double-Doubles	-	0
20+ PTS • 10+ REB	-	0
Led MSU in Rebounding	-	0
5+ Field Goals Made	-	0
10+ Field Goals Made	-	0
2+ 3-Point Field Goals Made	3	3
5+ 3-Point Field Goals Made	-	0
5+ Free Throws Made	-	0
10+ Free Throws Made	-	0
2+ Assists	4	4
5+ Assists	-	0
2+ Blocks	1	1
5+ Blocks	-	0
2+ Steals	2	2
5+ Steals	-	0

### K. MURPHY'S CAREER STATISTICS

YEAR	GP-GS	MIN • AVG	FG-FGA	PCT	THREE-POINT			FT-FTA	PCT	REBOUND			AST	TO	BLK	STL	PTS • AVG
					FG-FGA	PCT	PCT			OFF • DEF • TOT	AVG	PF-FO					
2022-23	15-0	163 • 10.8	20-47	42.6	9-27	33.3	7-11	63.6	11 • 15 • 26	1.7	12-0	14	11	8	10	56 • 3.7	
<b>TOTALS</b>	<b>15-0</b>	<b>163 • 10.8</b>	<b>20-47</b>	<b>42.6</b>	<b>9-27</b>	<b>33.3</b>	<b>7-11</b>	<b>63.6</b>	<b>11 • 15 • 26</b>	<b>1.7</b>	<b>12-0</b>	<b>14</b>	<b>11</b>	<b>8</b>	<b>10</b>	<b>56 • 3.7</b>	







# #21 Martavious Russell

*M. Russell*

Guard • 6-2 • 185 • FR • HS • Coker, Alabama • Sipsey Valley HS

## 2022-23 OVERALL

PPG **1.9**    RPG **0.7**    APG **0.1**    SPG **0.4**    BPG **0.1**

## 2021-22 OVERALL • HIGH SCHOOL

PPG    RPG    APG    SPG    BPG

### M. RUSSELL'S SEASON • CAREER HIGHS

#### POINTS

Season 7 • Arkansas - Pine Bluff • 11/13/2022  
 Career 7 • Arkansas - Pine Bluff • 11/13/2022

#### REBOUNDS

Season 2 • Omaha • 11/28/2022  
 Career 2 • Omaha • 11/28/2022

#### FIELD GOALS MADE

Season 3 • Arkansas - Pine Bluff • 11/13/2022  
 Career 3 • Arkansas - Pine Bluff • 11/13/2022

#### 3-POINT FIELD GOALS MADE

Season 1 • Mississippi Valley State • 12/03/2022  
 1 • Omaha • 11/28/2022  
 Career 1 • 2x • Last: Mississippi Valley State • 12/03/2022

#### FREE THROWS MADE

Season 1 • Arkansas - Pine Bluff • 11/13/2022  
 Career 1 • Arkansas - Pine Bluff • 11/13/2022

#### ASSISTS

Season 1 • Arkansas - Pine Bluff • 11/13/2022  
 Career 1 • Arkansas - Pine Bluff • 11/13/2022

#### BLOCKS

Season 1 • Arkansas - Pine Bluff • 11/13/2022  
 Career 1 • Arkansas - Pine Bluff • 11/13/2022

#### STEALS

Season 2 • Arkansas - Pine Bluff • 11/13/2022  
 Career 2 • Arkansas - Pine Bluff • 11/13/2022

#### MINUTES

Season 12 • South Dakota • 11/17/2022  
 Career 12 • South Dakota • 11/17/2022

### M. RUSSELL'S TOP SCORING PERFORMANCES

RK	PTS	OPPONENT	DATE
1	7	Arkansas - Pine Bluff	11/13/2022
2	5	Mississippi Valley State	12/03/2022

### M. RUSSELL'S GAME-BY-GAME STATISTICS • 2022-23

DATE • OPPONENT	GS	MIN	FG	3FG	FT	REB • O • D • T	PF/D	AST	TO	BLK	STL	PTS
11/07 • Texas A&M-Corpus Christi		1	0-0	0-0	0-0	1 • 0 • 1	0	0	0	0	0	0
11/11 • vs. Akron		2	0-1	0-0	0-0	0 • 0 • 0	0	0	0	0	0	0
11/13 • Arkansas - Pine Bluff		10	3-6	0-3	1-1	0 • 0 • 0	0	1	1	1	2	7
11/17 • South Dakota		12	0-4	0-3	0-0	1 • 0 • 1	1	0	0	0	1	0
11/21 • vs. Marquette		DNP										
11/23 • vs. Utah		DNP										
11/28 • Omaha		11	1-3	1-2	0-0	1 • 1 • 2	2	0	1	0	0	3
12/03 • Mississippi Valley State		9	2-3	1-2	0-0	0 • 1 • 1	0	0	0	0	1	5
12/11 • at Minnesota		DNP										
12/14 • vs. Jackson State		DNP										
12/17 • Nicholls		DNP										
12/20 • vs. Drake		DNP										
12/28 • No. 8 Alabama [SEC]		DNP										
01/03 • at No. 8 Tennessee [SEC]		11	1-6	0-2	0-0	1 • 0 • 1	1	0	0	0	0	2
01/07 • Ole Miss [SEC]		DNP										
01/11 • at Georgia [SEC]		DNP										
01/14 • at No. 21 Auburn [SEC]		0+	0-0	0-0	0-0	0 • 0 • 0	0	0	0	0	0	0
01/17 • No. 9 Tennessee [SEC]		DNP										
01/21 • Florida [SEC]		DNP										
01/25 • at No. 2 Alabama [SEC]		DNP										
01/28 • No. 11 TCU • Texas Christian		4	0-0	0-0	0-0	0 • 0 • 0	1	0	1	0	0	0
01/31 • at South Carolina [SEC]												
02/04 • Missouri [SEC]												
02/08 • LSU [SEC]												
02/11 • at Arkansas [SEC]												
02/15 • Kentucky [SEC]												
02/18 • at Ole Miss [SEC]												
02/21 • at Missouri [SEC]												
02/25 • Texas A&M [SEC]												
02/28 • South Carolina [SEC]												
03/04 • at Vanderbilt [SEC]												

### M. RUSSELL'S STANDOUT PERFORMANCES

	22-23 • FR	CAREER
10+ Points	-	0
20+ Points	-	0
15+ PTS • 5+ ASST	-	0
Led MSU in Scoring	-	0
5+ Rebounds	-	0
10+ Rebounds	-	0
Double-Doubles	-	0
20+PTS • 10+ REB	-	0
Led MSU in Rebounding	-	0
5+ Field Goals Made	-	0
10+ Field Goals Made	-	0
2+ 3-Point Field Goals Made	-	0
5+ 3-Point Field Goals Made	-	0
5+ Free Throws Made	-	0
10+ Free Throws Made	-	0
2+ Assists	-	0
5+ Assists	-	0
2+ Blocks	-	0
5+ Blocks	-	0
2+ Steals	1	1
5+ Steals	-	0

### M. RUSSELL'S CAREER STATISTICS

YEAR	GP-GS	MIN • AVG	FG-FGA	PCT	THREE-POINT			PCT	FT-FTA	PCT	REBOUND					PTS • AVG
					FG-FGA	PCT	FT-FTA				OFF • DEF • TOT	AVG	PF-FO	AST	TO	
2022-23	9-0	60 • 6.7	7-23	30.4	2-12	16.7	1-1	100.0	4 • 2 • 6	0.7	5-0	1	3	1	4	17 • 1.9
<b>TOTALS</b>	<b>9-0</b>	<b>60 • 6.7</b>	<b>7-23</b>	<b>30.4</b>	<b>2-12</b>	<b>16.7</b>	<b>1-1</b>	<b>100.0</b>	<b>4 • 2 • 6</b>	<b>0.7</b>	<b>5-0</b>	<b>1</b>	<b>3</b>	<b>1</b>	<b>4</b>	<b>17 • 1.9</b>



# #30 Shawn Jones Jr.

*Shawn Jones Jr.*

Guard • 6-5 • 200 • FR • HS • Houston, Texas • Shadow Creek HS

## 2022-23 OVERALL

PPG **2.5**    RPG **1.6**    APG **0.6**    SPG **0.9**    BPG **0.4**

## 2021-22 OVERALL • HIGH SCHOOL

PPG    RPG    APG    SPG    BPG

### S. JONES JR.'S SEASON • CAREER HIGHS

#### POINTS

Season 6 • Mississippi Valley State • 12/03/2022  
6 • Arkansas - Pine Bluff • 11/13/2022  
Career 6 • 2x • Last: Mississippi Valley State • 12/03/2022

#### REBOUNDS

Season 5 • vs. Akron • 11/11/2022  
Career 5 • vs. Akron • 11/11/2022

#### FIELD GOALS MADE

Season 2 • Mississippi Valley State • 12/03/2022  
2 • South Dakota • 11/17/2022  
2 • Arkansas - Pine Bluff • 11/13/2022  
Career 2 • 3x • Mississippi Valley State • 12/03/2022

#### 3-POINT FIELD GOALS MADE

Season 2 • Mississippi Valley State • 12/03/2022  
2 • Arkansas - Pine Bluff • 11/13/2022  
Career 2 • 2x • Mississippi Valley State • 12/03/2022

#### FREE THROWS MADE

Season 1 • Omaha • 11/28/2022  
1 • vs. Akron • 11/11/2022  
Career 1 • 2x • Last: Omaha • 11/28/2022

#### ASSISTS

Season 2 • No. 11 TCU • 01/28/2023  
Career 2 • No. 11 TCU • 01/28/2023

#### BLOCKS

Season 2 • South Dakota • 11/17/2022  
Career 2 • South Dakota • 11/17/2022

#### STEALS

Season 2 • at No. 21 Auburn • 01/14/2023  
2 • Omaha • 11/28/2022  
2 • Texas A&M - Corpus Christi • 11/07/2022  
Career 2 • 3x • Last: at No. 21 Auburn • 01/14/2023

#### MINUTES

Season 14 • Mississippi Valley State • 12/03/2022  
14 • South Dakota • 11/17/2022  
14 • Arkansas - Pine Bluff • 11/13/2022  
Career 14 • 3x • Mississippi Valley State • 12/03/2022

### S. JONES JR.'S TOP SCORING PERFORMANCES

RK	PTS	OPPONENT	DATE
1	6	Mississippi Valley State	12/03/2022
	6	Arkansas - Pine Bluff	11/13/2022
3	5	South Dakota	11/17/2022

### S. JONES JR.'S GAME-BY-GAME STATISTICS • 2022-23

DATE • OPPONENT	GS	MIN	FG	3FG	FT	REB • O • D • T	PF/D	AST	TO	BLK	STL	PTS
11/07 • Texas A&M-Corpus Christi		13	1-5	1-5	0-0	0 • 2 • 2	1	1	2	0	2	3
11/11 • vs. Akron		11	1-3	0-1	1-2	3 • 2 • 5	1	0	1	0	1	3
11/13 • Arkansas - Pine Bluff		14	2-4	2-4	0-0	1 • 1 • 2	0	0	0	0	1	6
11/17 • South Dakota		14	2-5	1-3	0-0	2 • 2 • 4	1	1	0	2	1	5
11/21 • vs. Marquette		DNP										
11/23 • vs. Utah		DNP										
11/28 • Omaha		9	0-2	0-2	1-2	1 • 1 • 2	0	0	0	1	2	1
12/03 • Mississippi Valley State		14	2-5	2-4	0-0	0 • 1 • 1	2	1	2	0	1	6
12/11 • at Minnesota		DNP										
12/14 • vs. Jackson State		DNP										
12/17 • Nicholls		DNP										
12/20 • vs. Drake		DNP										
12/28 • No. 8 Alabama [SEC]		DNP										
01/03 • at No. 8 Tennessee [SEC]		DNP										
01/07 • Ole Miss [SEC]		DNP										
01/11 • at Georgia [SEC]		7	0-1	0-1	0-0	0 • 0 • 0	1	1	0	0	0	0
01/14 • at No. 21 Auburn [SEC]		6	0-1	0-1	0-0	0 • 1 • 1	0	0	1	0	2	0
01/17 • No. 9 Tennessee [SEC]		11	0-1	0-1	0-0	0 • 0 • 0	2	0	0	1	0	0
01/21 • Florida [SEC]		13	1-1	1-1	0-0	0 • 0 • 0	0	1	1	0	0	3
01/25 • at No. 2 Alabama [SEC]		DNP										
01/28 • No. 11 TCU • Texas Christian		9	0-1	0-1	0-0	1 • 0 • 1	0	2	0	0	0	0
01/31 • at South Carolina [SEC]												
02/04 • Missouri [SEC]												
02/08 • LSU [SEC]												
02/11 • at Arkansas [SEC]												
02/15 • Kentucky [SEC]												
02/18 • at Ole Miss [SEC]												
02/21 • at Missouri [SEC]												
02/25 • Texas A&M [SEC]												
02/28 • South Carolina [SEC]												
03/04 • at Vanderbilt [SEC]												

### S. JONES JR.'S STANDOUT PERFORMANCES

	22-23 • FR	CAREER
10+ Points	-	0
20+ Points	-	0
15+ PTS • 5+ ASST	-	0
Led MSU in Scoring	-	0
5+ Rebounds	1	1
10+ Rebounds	-	0
Double-Doubles	-	0
20+PTS • 10+ REB	-	0
Led MSU in Rebounding	-	0
5+ Field Goals Made	-	0
10+ Field Goals Made	-	0
2+ 3-Point Field Goals Made	2	2
5+ 3-Point Field Goals Made	-	0
5+ Free Throws Made	-	0
10+ Free Throws Made	-	0
2+ Assists	1	1
5+ Assists	-	0
2+ Blocks	1	1
5+ Blocks	-	0
2+ Steals	3	3
5+ Steals	-	0

### S. JONES JR.'S CAREER STATISTICS

YEAR	GP-GS	MIN • AVG	FG-FGA	PCT	THREE-POINT		FT-FTA	PCT	REBOUND			STL	PTS • AVG			
					FG-FGA	PCT			OFF • DEF • TOT	AVG	PF-FO					
2022-23	11-0	120 • 10.9	9-29	31.0	7-24	29.2	2-4	50.0	8 • 10 • 18	1.6	8-0	7	7	4	10	27 • 2.5
<b>TOTALS</b>	<b>11-0</b>	<b>120 • 10.9</b>	<b>9-29</b>	<b>31.0</b>	<b>7-24</b>	<b>29.2</b>	<b>2-4</b>	<b>50.0</b>	<b>8 • 10 • 18</b>	<b>1.6</b>	<b>8-0</b>	<b>7</b>	<b>7</b>	<b>4</b>	<b>10</b>	<b>27 • 2.5</b>



# Chris Jans

**Loras College • 1991**  
**1st Season • Mississippi State**  
**NCAA Record • 156-52 • 7th Season**  
**MSU Record • 13-8 • 1st Season**

## COACH JANS FILE • HEAD COACHING EXPERIENCE

**Seasons • School • Position • Years at School**  
 2023-Present • Mississippi State • Head Coach • 1 Season  
 2018-22 • New Mexico State • Head Coach • 5 Seasons  
 2015 • Bowling Green • Head Coach • 1 Season  
 2004 • Chipola College • 1 Season  
 2002-03 • Howard CC • 2 Seasons  
 1999 • Independence CC • 1 Season  
 1997-98 • Kirkwood CC • 2 Seasons

## COACH JANS • NCAA YEAR-BY-YEAR RECORD

MISSISSIPPI STATE • 2023-PRESENT • 13-8					OVR
CONF SEASON	CONF W-L	CONF W-L	FINISH	POSTSEASON	
2022-23	13-8	1-7			

## NEW MEXICO STATE • 2018-22 • 122-32

SEASON	OVR W-L	CONF W-L	CONF FINISH	POSTSEASON
2017-18	28-6	12-2	1st	NCAA • Round of 64
2018-19	30-5	15-1	1st	NCAA • Round of 64
2019-20	25-6	16-0	1st	COVID-19
2020-21	12-8	7-6	3rd	
2021-22	27-7	14-4	T-1st	NCAA • Round of 32

## BOWLING GREEN • 2015 • 21-12

SEASON	OVR W-L	CONF W-L	CONF FINISH	POSTSEASON
2014-15	21-12	11-7	T-4th	CIT • Round of 16

## NCAA DIVISION I RECORD • 156-52 • 7 SEASONS

**NJCAA RECORD • 159-45 • 6 SEASONS**  
**1998 NJCAA DIVISION II NATIONAL CHAMPIONSHIP**

## COACH JANS FILE • NCAA DIVISION I ASSISTANT

**Seasons • School • Position • Years at School**  
 2016-17 • Wichita State • Special Assistant • 2 Seasons  
 2008-14 • Wichita State • Assistant Coach • 7 Seasons  
 2005-07 • Illinois State • Assistant Coach • 3 Seasons  
 2000-01 • Idaho • Assistant Coach • 2 Seasons

## NCAA TOURNAMENTS

2022 • New Mexico State • Round of 32 • Head Coach	8
2018 • 2019 • New Mexico State • Round of 64 • Head Coach	2
2013 • Wichita State • Final Four • Assistant	1
2014 • 2016 • 2017 • Wichita State • Round of 32 • Assistant	3
2012 • Wichita State • Round of 64 • Assistant	1

## CONFERENCE REGULAR SEASON TITLES

2018 • 2019 • 2020 • 2022 • WAC • Head Coach	8
2012 • 2014 • 2016 • 2017 • Missouri Valley • Assistant	4

## CONFERENCE TOURNAMENT TITLES

2018 • 2019 • 2022 • WAC • Head Coach	5
2014 • 2017 • Missouri Valley • Assistant	3

## CONFERENCE COACH OF THE YEAR

2018 • 2019 • 2020 • WAC • Head Coach	6
2012 • 2013 • 2014 • Missouri Valley • Assistant	3

## NIT

2011 • Wichita State • Champions • Assistant	2
2010 • Wichita State • Round of 32 • Assistant	1

## CIT • CBI

2015 • Bowling Green • CIT Round of 16 • Head Coach	2
2009 • Wichita State • CBI Quarterfinals • Assistant	1

## NCAA HEAD COACH

Chris Jans, one of the nation's premier bench bosses, has been chosen to lead the Mississippi State men's basketball program. The announcement came Sunday, March 20 from then MSU Director of Athletics John Cohen.

Jans ushered in an unprecedented run of success over the last five seasons at New Mexico State where "The Man" guided the Aggies to a 122-32 record fueled by three NCAA Tournament trips.

Most recently, New Mexico State pulled a patented 12-5 upset over Connecticut during the 2022 Big Dance in Buffalo, New York. Jans led the Aggies to the program's first win in the NCAA Tournament since 1993. In the Round of 32, the Aggies held No. 4 seed Arkansas to season lows in both points (53) and field-goal percentage (.275).

Jans owned an impressive .765 winning percentage (143-44) through his six seasons as an NCAA Division I head men's basketball coach. The .765 clip entered the 2022-23 season third nationally among active head coaches only behind Gonzaga's Mark Few (.837) and Kansas' Bill Self (.768). Jans' 143 career wins is one of the highest totals for a head coach over his first six seasons in NCAA history.

Jans' program has been the WAC's standard bearer racking up four regular season championships and three WAC Tournament titles. The Aggies have been nearly unbeatable in the WAC since his arrival and amassed a 64-13 record in conference games. The .831 clip is the second-highest conference winning percentage in the nation since 2017-18.

Jans, a three-time WAC Coach of the Year, hit the 25-plus wins plateau during each of his first three seasons at New Mexico State. He is one of eight active NCAA Division I head coaches to accomplish the feat. The prestigious list is headed by Few, Self and Kentucky's John Calipari.

Protecting its home floor has been a staple of Jans' success. New Mexico State defended the Pan American Center with a 61-7 record (.897) sparked by 32-game winning streak over WAC opponents.

The Aggies have been showered with numerous awards and accolades. Jemerrio Jones was tabbed the 2017-18 WAC Player of the Year and Teddy Allen captured the 2021-22 WAC Player of the Year. Allen had a performance for the ages with a 37-point performance during New Mexico State's 70-63 victory over the Huskies in the 2022 NCAA Tournament.

Jans coordinated one of the nation's best turnarounds in 2014-15 as the head man at Bowling Green. He took the Falcons program that lost 20 games in 2013-14 and guided it to a record-setting 21-12 overall mark in 2014-15.

With the 21 wins, Jans became the first head coach in Falcons history to lead the team to 20 wins or more in his first year at the helm. The 2014-15 campaign also saw Jans lead BGSU to its first national postseason tournament victory since 1975 when the Falcons defeated Saint Francis (Pa.) in the 2015 Collegeinsider.com Tournament (CIT).

The historic season was capped by Jans being chosen by his peers as the National Association of Basketball Coaches' (NABC) top first-year head coach with the 2015 Joe B. Hall National Coach of the Year award.

## NJCAA

Jans started his coaching career as an assistant coach at NCAA Division III Elmhurst College and NAIA Grande View College from 1991-96. He earned his first head coaching opportunity when he took the reigns at NJCAA Division II Kirkwood Community College in 1996-97.

Jans was named the Region XI Coach of the Year after guiding the Eagles to a 25-10 season, which included a conference title and the program's first-ever national tournament appearance. He followed up his rookie season with a 31-6 campaign highlighted by Kirkwood capturing the NJCAA Division II National Championship and Jans being named the National Coach of the Year.

Sandwiched in between his time at Independence Community College (1998-99) and Howard College (2001-03), Jans got his first taste of the Division I level as an assistant coach at Idaho (1999-2001) under David Farrar.

After Howard, he took over at Chipola Junior College and joined forces with Greg Heiar – who played for Jans in his first season as a head coach at Kirkwood CC and was a fellow assistant coach at Wichita State. Success continued to follow Jans as he led Chipola JC to its first conference title in a decade while finishing sixth at the NJCAA Division I National Tournament and finished 32-5 overall.

## NCAA ASSISTANT/SPECIAL ASSISTANT

Jans returned to the Division I level, this time as an assistant coach at Illinois State (2004-07) on Porter Moser's staff before joining Gregg Marshall at Wichita State (2007-14).

The Shockers built the foundation of seven consecutive NCAA Tournament appearances with a 2010-11 NIT Championship which featured wins over Nebraska, Virginia Tech, Charleston, Washington State and Alabama.

Jans was instrumental in landing Ron Baker, a future All-American and NBA player, who helped guide WSU to its deep run to the NCAA Tournament Final Four in 2013.

The Shockers broke a lot of brackets that season, taking down Pittsburgh and the overall No. 1 seed Gonzaga to reach the Sweet 16 before taking down a hot La Salle and Ohio State team to earn Wichita State its first NCAA Final Four appearance since 1965.

In the final season of his first stint with the Shockers, Jans helped Wichita State set an NCAA record with a 35-0 start to the 2013-14 season. During that stretch, WSU ran through the Missouri Valley and became the first program to go undefeated in nearly 30 years.

The magical season also saw Fred VanVleet, Cleanthony Early and Baker earn first-team all-conference selections while Early and VanVleet notched All-America honors on top of VanVleet adding MVC Player of the Year to his mantle of awards.

## PERSONEL

Jans was a three-year starter at Loras College (1987-91) and was named a captain as a senior. During his time in Dubuque, Iowa, he helped the Duhawks break 16 scoring records and two NCAA Division III records for three-point shooting.

A graduate of Loras College in 1991, Jans earned his bachelor's degrees in marketing and in finance. He and his wife Sheri have two kids, Nick and Maddie Gazda.