

# << 2022-23 GAMECOCK BASKETBALL >>

## 2022-23 SCHEDULE

OVERALL: 10-19 | SEC: 3-13

HOME: 6-8 | AWAY: 4-7 | NEUTRAL: 0-4 | NET: 238

### NOVEMBER

2	-/-	Mars Hill (exhibition)	W, 80-41
7	-/-	SC State	W, 80-77
11	-/-	Clemson	W, 60-58
17	-/-	vs. Colorado State ^	L, 53-80
18	-/-	vs. Davidson ^	L, 60-69
20	-/-	vs. Furman ^	L, 60-79
25	-/-	USC Upstate	W, 68-53
30	-/-	at George Washington	L, 55-79

### DECEMBER

3	-/-	at Georgetown	W, 74-71 (OT)
11	-/-	Presbyterian	W, 68-57
14	-/-	at UAB	L, 70-84
17	-/-	vs. East Carolina %	L, 56-64
22	-/-	Western Kentucky	W, 65-58
30	-/-	Eastern Michigan	W, 64-54

### JANUARY

3	-/-	at Vanderbilt*	L, 79-84 (OT)
7	-/-	#8/9 Tennessee*	L, 42-85
10	-/-	at Kentucky	W, 71-68
14	-/-	Texas A&M*	L, 53-94
17	-/-	Ole Miss*	L, 58-70
21	-/-	#16/17 Auburn*	L, 66-81
25	-/-	at Florida*	L, 60-81
28	-/-	at Georgia*	L, 78-81 (OT)
31	-/-	vs. Mississippi State*	L, 51-66

### FEBRUARY

4	-/-	Arkansas*	L, 63-65
7	-/-	at Missouri*	L, 74-83
11	-/-	at Ole Miss*	W, 64-61
14	-/-	Vanderbilt*	L, 64-75
18	-/-	at LSU*	W, 82-73
22	-/-	#2/2 Alabama*	L, 76-78 (OT)
25	-/-	at #11/13 Tennessee*	L, 45-85
28	-/-	at Mississippi State*	9 p.m. • SECN

### MARCH

4	-/-	Georgia*	1 p.m. • SECN
8-12	-/-	vs. SEC Tournament &	TBA
16-17	-/-	NCAA Tournament First Round =	TBA
18-19	-/-	NCAA Tournament Second Round =	TBA
23-24	-/-	Sweet 16 #	TBA
25-26	-/-	Elite 8 #	TBA

### APRIL

1-3	-/-	Final Four /	TBA
-----	-----	--------------	-----

All home games in **bold** | All times listed Eastern | **SECN+** - SEC Network + | **SECN** - SEC Network | **CBSSN** - CBS Sports Network | \* indicates SEC contest | ^ - Charleston Classic (Charleston, S.C.) | % - Greenville Winter Inv. (Greenville, S.C.) | & - SEC Tournament (Nashville, Tenn.) | = - NCAA Tournament First and Second Rounds (various sites) | # - NCAA Regionals (various sites) | / - Final Four (Houston, Texas) | \*\* rankings listed are at time of game



10-19, 3-13 SEC  
SOUTH CAROLINA

at



19-10, 7-9 SEC  
Mississippi State

**HEAD COACH:** Lamont Paris (Wooster, '96 ;

Indiana State, '00)

**AT CAROLINA:** 10-19 (1st season)

**CAREER:** 97-91 (6th season)

**VS. MISS. STATE:** 1-0

**TOP SCORER:** Jackson II (15.1 ppg)

**TOP REBOUNDER:** Gray (6.1 rpg)

**TOP ASSIST MAKER:** Johnson (3.4 apg)

**TOP SHOT BLOCKER:** Gray (0.9 bpg)

**TOP STEALS LEADER:** Brown (1.1 spg)

**COMMUNICATIONS/PR:** Michael DeBates

**TWITTER UPDATES:** @GamecockMBB

**HEAD COACH:** Chris Jans (Loras, '91)

**AT MISS. STATE:** 19-10 (1st season)

**CAREER:** 162-54 (7th season)

**VS. CAROLINA:** 1-0

**TOP SCORER:** Smith (15.0 ppg)

**TOP REBOUNDER:** Smith (8.3 rpg)

**TOP ASSIST MAKER:** Davis (3.4 apg)

**TOP SHOT BLOCKER:** Smith (0.8 bpg)

**TOP STEALS LEADER:** Moore (1.8 spg)

**COMMUNICATIONS/PR:** Matt Dunaway

**TWITTER UPDATES:** @HailStateMBK

## TIPOFF NOTABLES

> *A New Chapter* of Gamecock Men's Basketball is underway with first-year head coach Lamont Paris this season.

> Paris, who has been a part of nine NCAA Division I Tournaments and 17 twenty-win seasons as a college head and assistant coach, was named the University of South Carolina's 33rd head coach by Director of Athletics Ray Tanner on Thursday, March 24, 2022.

> This new-look Gamecock squad features eight new players (four transfers and four freshman) headlined by standout freshman forward Gregory "GG" Jackson II, the highest rated recruit in program history (recruit rankings started in early 2000s). He joined former Carolina standout PJ Dozier (2015-17) as the only five-star signees in program history.

## ASSOCIATE DIRECTOR

### COMMUNICATIONS & PUBLIC RELATIONS:

MICHAEL DeBATES // MDEBATES@MAILBOX.SC.EDU

CELL: 712-348-5863 // TWITTER: @MDEBATES

### CAROLINA MEN'S BASKETBALL ON SOCIAL MEDIA:

#GAMECOCKS // #FOREVERTOTHEE

TWITTER AND INSTAGRAM: @GAMECOCKMBB

FACEBOOK: /GAMECOCKMBB

ON THE WEB: GAMECOCKSONLINE.COM

## GAME 30

**VENUE:** Humphrey Coliseum (9,450)

**BROADCAST:** SEC Network (on-site)

**PLAY-BY-PLAY:** Mike Morgan

**ANALYST:** Ron Slay

**RADIO:** Gamecock Radio Network

**IN COLUMBIA:** 107.5 The Game

**PLAY-BY-PLAY:** Derek Scott

**ANALYST:** Casey Manning

**SIRIUSXM:** 381 | **SXM APP:** 971

**WATCH:** ESPN.com/watch

**LIVE STATS:** GamecocksOnline.com

**SERIES:** Bulldogs lead, 28-17

**IN STARKVILLE:** Bulldogs lead, 15-4

**NEUTRAL:** tied, 2-3

**SERIES TREND:** Mississippi State has won nine of the last 12 matchups

**LAST MEETING:** 66-51, Bulldog win at Colonial Life Arena on Jan. 31, 2023

## NUMBERS OF NOTE

**.691** - New head coach Lamont Paris spent the past five seasons as head coach at Chattanooga. He led the team to a 65-29 record the last three seasons and a berth in the 2022 NCAA Tournament after winning the SoCon Tournament Championship.

**12** - Paris was an assistant for 17 seasons prior to becoming a head coach in 2017-18. He was a part of 12 NCAA Tournament appearances (Division I and II) as an assistant, including a pair of Final Fours at Wisconsin in 2014 and 2015.

**17** - In 22 seasons as a head or assistant coach in college, Paris has been a part of 17 teams that have won 20-or-more games in a season.

**14.9%** - South Carolina returns just 14.9 percent of its scoring from the 2021-22 season (327 of 2,200 total points).

**18.4%** - The Gamecocks bring back just 18.4 percent of the team's minutes from the 2021-22 season (1,447 of 6,225 total minutes played).

## COMING UP NEXT














> The Gamecocks return to Colonial Life Arena for the regular season finale against Georgia (16-13, 6-10 SEC) on Saturday. It's a 1 p.m. tip with Mike Morgan (pxp) and Joe Kleine (analyst) on the call. It's Senior Day and the team will honor graduate transfer Hayden Brown pregame.

## PROBABLE GAMECOCK STARTERS (BASED ON TREND FROM PAST SEVERAL GAMES)


#	Name	Ht.	Wt.	Cl.	Hometown	PPG	RPG	Misc.
5	Meechie Johnson	6-2	180	So.	Cleveland, Ohio	12.7	3.8	66 3s (5th in SEC) ; team is 4-0 when he scores 20+ pts
1	Jacobi Wright	6-2	188	So.	Fort Mill, S.C.	7.0	2.1	Career-high 18 points vs. Bama (2/22) and at LSU (2/18)
23	Gregory "GG" Jackson II	6-9	215	Fr.	Columbia, S.C.	15.1*	5.9	Career-high 30 pts vs. Auburn, 9 20-point games
10	Hayden Brown	6-5	234	Gr.	Greer, S.C.	11.4	4.9	17 games scoring 10+ ; double figures of 6 of last 7
33	Josh Gray	7-0	255	Jr.	Brooklyn, N.Y.	4.2	6.1*	20 pts, 14 reb vs. Arkansas (Feb. 4) ; 10.0 rpg over last 10

\* indicates team leader

# 2022-23 SOUTH CAROLINA BASKETBALL BROADCAST SPOT CHART

0		<div><b>Ebrima Dibba</b> <i>Ee-BRIME-uh DEEB-ah</i> <i>RSR. - G - 6-6 - 214 - BREDÅNG, SWEDEN // COASTAL CAROLINA</i></div> <table><tr><th></th><th>MIN</th><th>PTS</th><th>REB</th><th>AST</th><th>FG%</th><th>3FG%</th><th>FT%</th></tr><tr><td>Career</td><td>32.2</td><td>8.2</td><td>4.8</td><td>5.2</td><td>45.0</td><td>32.2</td><td>79.0</td></tr></table> <div><b>Career Highs:</b> 19 points, 10 rebounds, 12 assists, 6 steals</div> <div><ul style="list-style-type: none"><li>Suffered season-ending Achilles injury in summer workouts ; had successful surgery and will miss the entire 2022-23 season</li><li>Played in 90 career games at Coastal Carolina (2018-22)</li><li>Averaged 8.2 points, 5.2 assists and 4.8 rebounds per game over his four seasons as a Chant</li><li>Standout student and was named to President's List (4.0 GPA) while at Coastal in 2021</li></ul></div>		MIN	PTS	REB	AST	FG%	3FG%	FT%	Career	32.2	8.2	4.8	5.2	45.0	32.2	79.0								
	MIN	PTS	REB	AST	FG%	3FG%	FT%																			
Career	32.2	8.2	4.8	5.2	45.0	32.2	79.0																			
1		<div><b>Jacobi Wright</b> <i>SO. - G - 6-2 - 188 - FORT MILL, S.C. // LEGACY EARLY COLLEGE</i></div> <table><tr><th></th><th>MIN</th><th>PTS</th><th>REB</th><th>AST</th><th>FG%</th><th>3FG%</th><th>FT%</th></tr><tr><td>22-23</td><td>28.8</td><td>7.0</td><td>2.1</td><td>1.8</td><td>39.0</td><td>36.1</td><td>76.6</td></tr><tr><td>Career</td><td>22.0</td><td>5.2</td><td>1.8</td><td>1.8</td><td>36.3</td><td>32.2</td><td>74.7</td></tr></table> <div><b>Career Highs:</b> 18 points*, 6 rebounds*, 6 assists, 2 steals*, 1 block*</div> <div><ul style="list-style-type: none"><li>Has started 12 games this season ; career-best eight games in double figures this season (5 in SEC play)</li><li>Career-high 18 points vs. No. 2/2 Alabama and in 82-73 win at LSU (Feb. 18)</li><li>Scored 17 in 64-61 win at Ole Miss (Feb. 11) ; 11 points at Missouri (Feb. 6) in a road start</li><li>Had 13 points and made four 3s (career high) at Georgia (Jan. 28) - first career SEC game in double-figures</li><li>Came off the bench vs. Clemson (Nov. 11) and had 10 points, knocking down pair of 3s</li><li>Played in 31 games (9 starts) in 2021-22 ; 4 games in SEC play with 4 assists (team 4-0 in those games)</li></ul></div>		MIN	PTS	REB	AST	FG%	3FG%	FT%	22-23	28.8	7.0	2.1	1.8	39.0	36.1	76.6	Career	22.0	5.2	1.8	1.8	36.3	32.2	74.7
	MIN	PTS	REB	AST	FG%	3FG%	FT%																			
22-23	28.8	7.0	2.1	1.8	39.0	36.1	76.6																			
Career	22.0	5.2	1.8	1.8	36.3	32.2	74.7																			
2		<div><b>Chico Carter Jr.</b> <i>SR. - G - 6-3 - 192 - COLUMBIA, S.C. // MURRAY STATE</i></div> <table><tr><th></th><th>MIN</th><th>PTS</th><th>REB</th><th>AST</th><th>FG%</th><th>3FG%</th><th>FT%</th></tr><tr><td>22-23</td><td>30.8</td><td>9.8</td><td>1.8</td><td>1.6</td><td>47.1</td><td>47.6</td><td>63.0</td></tr><tr><td>Career</td><td>20.8</td><td>8.4</td><td>1.4</td><td>1.6</td><td>47.2</td><td>44.1</td><td>79.4</td></tr></table> <div><b>Career Highs:</b> 27 points, 6 rebounds*, 9 assists, 3 steals</div> <div><ul style="list-style-type: none"><li>Shooting 47.6 percent (49-of-103) from behind the arc, the best mark in the SEC</li><li>11 double-figure outings ; 2 20-point games ; has eight games this season with 3 or more made 3s</li><li>Had 24 points in SEC opener at Vandy (Jan. 3) ; went 4-of-6 from 3, had 6 rebounds &amp; 4 assists</li><li>Was 1-point shy of tying career-high with 26 points vs. Davidson (Nov. 18) ; was 6-of-8 from 3 (both career highs) and went 9-for-14 from the field in the game</li><li>16 points in 60-58 win vs. Clemson (Nov. 11) ; was 4-of-6 from 3 &amp; hit game-winner with 0.9 seconds left</li></ul></div>		MIN	PTS	REB	AST	FG%	3FG%	FT%	22-23	30.8	9.8	1.8	1.6	47.1	47.6	63.0	Career	20.8	8.4	1.4	1.6	47.2	44.1	79.4
	MIN	PTS	REB	AST	FG%	3FG%	FT%																			
22-23	30.8	9.8	1.8	1.6	47.1	47.6	63.0																			
Career	20.8	8.4	1.4	1.6	47.2	44.1	79.4																			
4		<div><b>Tre-Vaughn Minott</b> <i>MY-not</i> <i>JR. - F - 6-9 - 258 - MONTREAL, QUEBEC // NBA ACADEMY/LATIN AMERICA</i></div> <table><tr><th></th><th>MIN</th><th>PTS</th><th>REB</th><th>BLK</th><th>FG%</th><th>3FG%</th><th>FT%</th></tr><tr><td>22-23</td><td>2.6</td><td>0.2</td><td>0.3</td><td>0.2</td><td>0.0</td><td>0.0</td><td>33.3</td></tr><tr><td>Career</td><td>6.9</td><td>1.8</td><td>1.7</td><td>0.4</td><td>67.6</td><td>0.0</td><td>23.1</td></tr></table> <div><b>Career Highs:</b> 8 points, 6 rebounds, 3 blocks, 2 steals</div> <div><ul style="list-style-type: none"><li>Played in 14 games in 2021-22 with a pair of starts, averaging 2.0 points and 1.9 rebounds per game</li><li>Shot 81.3 percent from the floor (13-of-16) last season</li><li>Made six appearances in SEC play scoring four points at Miss. State (Feb. 1, 2022) and four points vs. No. 22/20 Tennessee (Feb. 5, 2022)</li><li>Had a career-high eight points in blowout win vs. Army (Dec. 22, 2021) ; Had six rebounds (tied career high) and three blocks (career high) at Clemson (Dec. 18, 2021)</li></ul></div>		MIN	PTS	REB	BLK	FG%	3FG%	FT%	22-23	2.6	0.2	0.3	0.2	0.0	0.0	33.3	Career	6.9	1.8	1.7	0.4	67.6	0.0	23.1
	MIN	PTS	REB	BLK	FG%	3FG%	FT%																			
22-23	2.6	0.2	0.3	0.2	0.0	0.0	33.3																			
Career	6.9	1.8	1.7	0.4	67.6	0.0	23.1																			
5		<div><b>Meechie Johnson</b> <i>SO. - G - 6-2 - 180 - CLEVELAND, OHIO // OHIO STATE</i></div> <table><tr><th></th><th>MIN</th><th>PTS</th><th>REB</th><th>AST</th><th>FG%</th><th>3FG%</th><th>FT%</th></tr><tr><td>22-23</td><td>33.2</td><td>12.7</td><td>3.8</td><td>3.4</td><td>36.3</td><td>33.3</td><td>77.0</td></tr><tr><td>Career</td><td>20.8</td><td>6.8</td><td>2.1</td><td>1.8</td><td>34.9</td><td>33.7</td><td>72.1</td></tr></table> <div><b>Career Highs:</b> 26 points*, 8 assists*, 7 rebounds*, 4 steals</div> <div><ul style="list-style-type: none"><li>Has scored in double figures 18 of last 22 games ; leads team in assists at 3.4 per game (10th in SEC)</li><li>36-for-39 (92.3 percent) at the line in SEC play ; his 66 3s made are 5th in SEC ; team 4-0 when he scores 20+</li><li>Scored career-high 26 points (6 3s) with 6 rebounds and 6 assists at UK (Jan. 10) to lead team to first win at Rupp Arena since 2009 ; first Gamecock since Sindarius Thornwell (2017) with 25, 5 &amp; 5</li><li>Hit 6 3s and had 25 points in 65-58 win over WKU (Dec. 22)</li><li>Scored 17 points with 8 assists and 7 rebounds (both career highs) in OT win at Georgetown (Dec. 3)</li><li>Played in 43 games in two seasons at Ohio State (2020-22) making five starts</li></ul></div>		MIN	PTS	REB	AST	FG%	3FG%	FT%	22-23	33.2	12.7	3.8	3.4	36.3	33.3	77.0	Career	20.8	6.8	2.1	1.8	34.9	33.7	72.1
	MIN	PTS	REB	AST	FG%	3FG%	FT%																			
22-23	33.2	12.7	3.8	3.4	36.3	33.3	77.0																			
Career	20.8	6.8	2.1	1.8	34.9	33.7	72.1																			
10		<div><b>Hayden Brown</b> <i>GR. - F - 6-5 - 234 - GREER, S.C. // THE CITADEL</i></div> <table><tr><th></th><th>MIN</th><th>PTS</th><th>REB</th><th>AST</th><th>FG%</th><th>3FG%</th><th>FT%</th></tr><tr><td>22-23</td><td>29.7</td><td>11.4</td><td>4.9</td><td>1.2</td><td>43.2</td><td>22.8</td><td>64.2</td></tr><tr><td>Career</td><td>25.1</td><td>12.4</td><td>6.4</td><td>1.6</td><td>48.7</td><td>27.7</td><td>66.7</td></tr></table> <div><b>Career Highs:</b> 37 points, 21 rebounds, 7 assists, 4 steals, 3 blocks*</div> <div><ul style="list-style-type: none"><li>Led team with 18 points and two steals in 64-61 comeback road win at Ole Miss (Feb. 11)</li><li>Logged 19 points, six rebounds, three assists and a steal at Missouri (Feb. 7)</li><li>Had 17 points and 10 rebounds at Georgia (Jan. 28) for first double-double in Garnet &amp; Black</li><li>In 111 career games at The Citadel (2017-2022), averaged 12.6 points, 6.7 rebounds and 1.7 assists while shooting 50.1 percent (516-of-1030) from the floor</li><li>Became the second player in The Citadel's program history to score 1,400 points and collect 700 rebounds</li><li>Two-time, First Team All-SoCon selection (2021, 2022); averaged 18.8 pts and 9.5 reb in 2021-22</li></ul></div>		MIN	PTS	REB	AST	FG%	3FG%	FT%	22-23	29.7	11.4	4.9	1.2	43.2	22.8	64.2	Career	25.1	12.4	6.4	1.6	48.7	27.7	66.7
	MIN	PTS	REB	AST	FG%	3FG%	FT%																			
22-23	29.7	11.4	4.9	1.2	43.2	22.8	64.2																			
Career	25.1	12.4	6.4	1.6	48.7	27.7	66.7																			
12		<div><b>Zachary Davis</b> <i>FR. - G - 6-8 - 192 - ORANGEBURG, S.C. // DENMARK-OLAR</i></div> <table><tr><th></th><th>MIN</th><th>PTS</th><th>REB</th><th>AST</th><th>FG%</th><th>3FG%</th><th>FT%</th></tr><tr><td>22-23</td><td>13.5</td><td>2.4</td><td>2.2</td><td>0.7</td><td>41.7</td><td>18.8</td><td>80.0</td></tr></table> <div><b>Season Highs:</b> 13 points*, 6 rebounds*, 3 steals*, 2 assists*, 2 blocks*</div> <div><ul style="list-style-type: none"><li>Hit pair of big 3s, had five rebounds and career high three steals in 25 min vs. No. 2/2 Alabama (Feb. 22)</li><li>Led team with career-high 13 points vs. Texas A&amp;M (Jan. 14) ; first career game in double figures</li><li>Pulled down career-high six rebounds and had his first career block vs. EMU (Dec. 30)</li><li>Made first career start vs. Upstate (Nov. 25) ; had seven points and four rebounds in 25 minutes</li><li>As a senior in HS, led Denmark-Olar to an 18-7 record after averaging 24.2 points, 9.3 rebounds, 8.2 assists, 3.1 steals and 2.6 blocks per game ; dad, Hercules, was high school coach ; two-time all-state pick</li></ul></div>		MIN	PTS	REB	AST	FG%	3FG%	FT%	22-23	13.5	2.4	2.2	0.7	41.7	18.8	80.0								
	MIN	PTS	REB	AST	FG%	3FG%	FT%																			
22-23	13.5	2.4	2.2	0.7	41.7	18.8	80.0																			
21		<div><b>Ja'Von Benson</b> <i>JUH-Von</i> <i>JR. - F - 6-7 - 253 - COLUMBIA, S.C. // RIDGE VIEW</i></div> <table><tr><th></th><th>MIN</th><th>PTS</th><th>REB</th><th>BLK</th><th>FG%</th><th>3FG%</th><th>FT%</th></tr><tr><td>22-23</td><td>3.0</td><td>0.5</td><td>0.8</td><td>0.2</td><td>11.1</td><td>20.0</td><td>0.0</td></tr><tr><td>Career</td><td>6.6</td><td>1.9</td><td>2.4</td><td>0.5</td><td>31.6</td><td>16.7</td><td>30.0</td></tr></table> <div><b>Career Highs:</b> 8 points, 8 rebounds, 2 blocks, 1 steal</div> <div><ul style="list-style-type: none"><li>Played in six games, averaging 3.3 points and 4.2 rebounds per contest in 2021-22</li><li>Had six points and five rebounds in season-high 17 minutes at Clemson (Dec. 18, 2021)</li><li>Scored career-high eight points vs. Allen (Dec. 14, 2021) ; went 3-for-6 from the floor</li><li>Pulled down a career-high eight rebounds in season-opening win vs. USC Upstate (Nov. 9, 2021)</li><li>Led Ridge View to back-to-back state titles his junior and senior year of high school</li></ul></div>		MIN	PTS	REB	BLK	FG%	3FG%	FT%	22-23	3.0	0.5	0.8	0.2	11.1	20.0	0.0	Career	6.6	1.9	2.4	0.5	31.6	16.7	30.0
	MIN	PTS	REB	BLK	FG%	3FG%	FT%																			
22-23	3.0	0.5	0.8	0.2	11.1	20.0	0.0																			
Career	6.6	1.9	2.4	0.5	31.6	16.7	30.0																			
23		<div><b>Gregory "GG" Jackson II</b> <i>FR. - F - 6-9 - 215 - COLUMBIA, S.C. // RIDGE VIEW</i></div> <table><tr><th></th><th>MIN</th><th>PTS</th><th>REB</th><th>BLK</th><th>FG%</th><th>3FG%</th><th>FT%</th></tr><tr><td>22-23</td><td>31.8</td><td>15.1</td><td>5.9</td><td>0.8</td><td>37.9</td><td>32.7</td><td>64.5</td></tr></table> <div><b>Season Highs:</b> 30 points*, 16 rebounds*, 4 steals*, 3 blocks*, 3 assists*</div> <div><ul style="list-style-type: none"><li>Has scored in double-figures in 23 of 29 games as Gamecock ; team's leading scorer ; 9 20-point games</li><li>Had career-high 30 points vs. No. 16/17 Auburn (Jan. 21) ; missed first eight shots and finished game 10-of-13 (76.9%)</li><li>First 30-point game by a freshman in program history since Bruce Ellington (31) on Dec. 22, 2010 at Furman</li><li>Pulled down career-high 16 rebounds vs. WKU (Dec. 22) ; most rebounds in game since Chris Silva (17 - 3/5/19 at A&amp;M)</li><li>Had 22 points (all in second half) in comeback road win at Georgetown (Dec. 3)</li><li>Scored 18 points and pulled down 10 rebounds for double-double in his collegiate debut against SC State (Nov. 8)</li><li>Highest ranked incoming freshman in program history and joined former standout PJ Dozier as the only five-star signees</li><li>Was named MVP of the 2022 National Basketball Players Association (NBPA) Top 100 Camp in early July</li><li>Avg. 22.1 points, 10.9 rebounds &amp; 2.3 blocks per game in helping lead Ridge View to second-straight 5A title</li></ul></div>		MIN	PTS	REB	BLK	FG%	3FG%	FT%	22-23	31.8	15.1	5.9	0.8	37.9	32.7	64.5								
	MIN	PTS	REB	BLK	FG%	3FG%	FT%																			
22-23	31.8	15.1	5.9	0.8	37.9	32.7	64.5																			
30		<div><b>Daniel Hankins-Sanford</b> <i>FR. - F - 6-8 - 233 - CHARLOTTE, N.C. // JULIUS L. CHAMBERS</i></div> <table><tr><th></th><th>MIN</th><th>PTS</th><th>REB</th><th>BLK</th><th>FG%</th><th>3FG%</th><th>FT%</th></tr><tr><td>22-23</td><td>8.3</td><td>2.6</td><td>2.2</td><td>0.1</td><td>35.0</td><td>20.0</td><td>53.8</td></tr></table> <div><b>Season Highs:</b> 8 points*, 8 rebounds*, 3 assists*, 1 block*, 1 steal*</div> <div><ul style="list-style-type: none"><li>Led the bench with seven points vs. Vanderbilt (Feb. 14) ; went 3-of-5 from the field</li><li>Came off the bench and scored a career-high eight points in 74-64 win over EMU (Dec. 30)</li><li>Had career-high eight rebounds (three offensive) in just 12 minutes of action vs. WKU (Dec. 22)</li><li>Three-star prospect, rated in the top-200 nationally and fifth in the state of the North Carolina via 247Sports</li><li>Played varsity all four years at Julius L. Chambers High School (2018-22) ; as a senior, led the Cougars to a 22-7 overall record after averaging 16.5 points, 7.9 rebounds, 1.9 steals and 1.8 assists per game</li></ul></div>		MIN	PTS	REB	BLK	FG%	3FG%	FT%	22-23	8.3	2.6	2.2	0.1	35.0	20.0	53.8								
	MIN	PTS	REB	BLK	FG%	3FG%	FT%																			
22-23	8.3	2.6	2.2	0.1	35.0	20.0	53.8																			
31		<div><b>Benjamin Bosmans-Verdonk</b> <i>BOSE-mans-ver-DONK</i> <i>RJR. - F - 6-9 - 250 - LOMMEL, BELGIUM // ILLINOIS</i></div> <table><tr><th></th><th>MIN</th><th>PTS</th><th>REB</th><th>BLK</th><th>FG%</th><th>3FG%</th><th>FT%</th></tr><tr><td>22-23</td><td>15.6</td><td>2.1</td><td>3.1</td><td>0.2</td><td>40.4</td><td>0.0</td><td>59.3</td></tr><tr><td>Career</td><td>10.1</td><td>1.6</td><td>2.2</td><td>0.1</td><td>42.2</td><td>0.0</td><td>50.0</td></tr></table> <div><b>Career Highs:</b> 8 points*, 10 rebounds, 6 assists, 2 steals*, 2 blocks</div> <div><ul style="list-style-type: none"><li>Matched career-high with eight points vs. Upstate (Nov. 25) ; added seven rebounds, eight assists, pair of steals and a block ; team was +22 in his 30 minutes on the floor</li><li>Graduated in three years from Illinois and is currently enrolled in South Carolina School of Law</li><li>Saw limited action in 41 games with two starts in three seasons at Illinois (2019-22)</li><li>Played in a career-high 24 games for the Illini in 2021-22, averaging 1.6 points and 2.1 rebounds in 7.8 minutes per contest</li><li>Shot 47.2 percent (17-for-36) from the floor in redshirt sophomore season at Illinois</li><li>Was on pair of NCAA Tournament teams (2021, 2022) Big Ten Champion squads (2021, 2022)</li></ul></div>		MIN	PTS	REB	BLK	FG%	3FG%	FT%	22-23	15.6	2.1	3.1	0.2	40.4	0.0	59.3	Career	10.1	1.6	2.2	0.1	42.2	0.0	50.0
	MIN	PTS	REB	BLK	FG%	3FG%	FT%																			
22-23	15.6	2.1	3.1	0.2	40.4	0.0	59.3																			
Career	10.1	1.6	2.2	0.1	42.2	0.0	50.0																			
33		<div><b>JOSH GRAY</b> <i>JR. - F - 7-0 - 255 - BROOKLYN, N.Y. // LSU</i></div> <table><tr><th></th><th>MIN</th><th>PTS</th><th>REB</th><th>BLK</th><th>FG%</th><th>3FG%</th><th>FT%</th></tr><tr><td>22-23</td><td>16.3</td><td>4.2</td><td>6.1</td><td>0.9</td><td>52.1</td><td>0.0</td><td>44.7</td></tr><tr><td>Career</td><td>12.3</td><td>3.2</td><td>4.3</td><td>0.7</td><td>51.9</td><td>0.0</td><td>40.9</td></tr></table> <div><b>Career Highs:</b> 20 points*, 14 rebounds*, 3 blocks*, 2 steals*, 2 assists*</div> <div><ul style="list-style-type: none"><li>Has made career-high 12 starts this season ; seven games (six in SEC play) with 10+ rebounds</li><li>Had 20 points, 14 rebounds (both career highs) vs. Arkansas (Feb. 4) ; went 9-of-14 (64.2%)with 5 dunks</li><li>Pulled down career-high 14 rebounds vs. Miss. State (Jan. 31) ; eight of them were offensive boards</li><li>Notched first career double-double with 11 points and 13 rebounds at Florida (Jan. 25)</li><li>Had game-high 10 rebounds in just 19 minutes vs. Clemson (Nov. 11)</li><li>Saw action in 25 games (three starts) during first season in Garnet and Black in 2021-22 ; 2.9 ppg &amp; 3.5 rpg</li></ul></div>		MIN	PTS	REB	BLK	FG%	3FG%	FT%	22-23	16.3	4.2	6.1	0.9	52.1	0.0	44.7	Career	12.3	3.2	4.3	0.7	51.9	0.0	40.9
	MIN	PTS	REB	BLK	FG%	3FG%	FT%																			
22-23	16.3	4.2	6.1	0.9	52.1	0.0	44.7																			
Career	12.3	3.2	4.3	0.7	51.9	0.0	40.9																			
44		<div><b>FORD COOPER JR.</b> <i>SR. - G - 6-3 - 193 - CHARLOTTE, N.C. // MISSOURI STATE</i></div> <table><tr><th></th><th>MIN</th><th>PTS</th><th>REB</th><th>AST</th><th>FG%</th><th>3FG%</th><th>FT%</th></tr><tr><td>22-23</td><td>8.0</td><td>1.0</td><td>0.8</td><td>0.2</td><td>21.7</td><td>21.1</td><td>100</td></tr><tr><td>Career</td><td>10.2</td><td>1.5</td><td>0.9</td><td>0.8</td><td>27.8</td><td>32.7</td><td>84.6</td></tr></table> <div><b>Career Highs:</b> 7 points, 7 rebounds, 5 assists, 3 steals, 1 block</div> <div><ul style="list-style-type: none"><li>Has played in a career high 16 games so far this season for the Gamecocks</li><li>Scored six points (most as Gamecock) and hit two 3s vs. Texas A&amp;M (Jan. 14)</li><li>Played 16 minutes off the bench in 74-71 overtime road win at Georgetown (Dec. 3)</li><li>Had four points and a pair of rebounds vs. USC Upstate (Nov. 25) in 28 minutes</li><li>Played one season at Missouri State (2019-20) and saw action in 27 games, making five starts</li></ul></div>		MIN	PTS	REB	AST	FG%	3FG%	FT%	22-23	8.0	1.0	0.8	0.2	21.7	21.1	100	Career	10.2	1.5	0.9	0.8	27.8	32.7	84.6
	MIN	PTS	REB	AST	FG%	3FG%	FT%																			
22-23	8.0	1.0	0.8	0.2	21.7	21.1	100																			
Career	10.2	1.5	0.9	0.8	27.8	32.7	84.6																			

14



**ELI SPARKMAN**  
 FR. - G - 6-0 - 153  
 CLEVELAND, TENN.  
 - Joined team as walkon prior to the start of the academic year

- projected starters shaded in gray  
 - projected starters based on previous game  
 - \* career high reached this season



## STAT COMPARISON

	CAROLINA	MISS. ST.	NCAA Rank
Record	10-19	19-10	289/84
Conference Record	3-13	7-9	-
Current Streak	L2	W1	-
Scoring Avg.	64.4	65.9	328/309
Opponent Scoring Avg.	73.4	59.6	274/6
Scoring Margin	-8.9	+6.3	339/84
Field Goal %	40.2	42.4	340/286
Opponent Field Goal %	46.8	38.8	326/7
3-Point Field Goal %	32.9	27.6	251/352
Opponent 3-Point Field Goal %	34.3	30.3	217/22
3-Point Field Goals Made PG	7.9	5.6	115/327
3-Point Field Goal Attempts PG	24.1	20.3	72/240
Free Throw %	65.1	64.2	330/337
Opponent Free Throw %	66.3	71.9	-
Rebounding Avg.	34.2	37.2	225/55
Opponent Rebounding Avg.	35.4	33.8	-
Rebounding Margin	-1.3	+3.4	254/78
Turnovers Avg.	13.1	12.6	236/190
Opponent Turnover Avg.	10.3	14.9	334/43
Assists Avg.	10.9	14.4	320/92
Blocks Avg.	2.6	3.6	257/117
Steals Avg.	4.9	9.1	323/14

NCAA stats games through Sunday, Feb. 27

## INTERVIEW POLICIES

All interview requests must be made in advance to Associate Director Michael DeBates in the South Carolina Athletics Communications and Public Relations Office.

**Post-Game Interview Policy:** After each home game, the South Carolina student-athletes will address the media first, then head coach Lamont Paris. Visiting team press conferences may be conducted via Zoom. Each team will provide a link to its own press conference. There may be exceptions in which the visiting head coach will come to the media room for an in-person press conference. (Depending on deadline, this may be altered on a game-by-game basis).

**Road Interview Policy:** Interviews with coach Paris and Gamecock student-athletes while on the road will be scheduled according to the home/event post-game media procedure (non-conference play).

All interviews are to be coordinated through the Communications and Public Relations Office. This allows the staff to arrange the interview when it best suits the student-athlete's and the reporter's schedules. Please contact the Communications and Public Relations Office in advance to make your interview requests. Media are not permitted to contact student-athletes on their own at any time.

All interviews will take place at the designated media interview site for that day as listed in the weekly availability schedule.

Dormitory, apartment and cell phone numbers for student-athletes will not be provided to the media. Should you need to conduct a telephone interview with a student-athlete, a call will be placed to you from the student-athlete at a mutually agreeable time.

### SOUTH CAROLINA MEDIA RELATIONS

Michael DeBates, primary contact

Associate Director

cell: 712-348-5863

e-mail: mdebates@mailbox.sc.edu

Twitter: @mdebates

### SOUTH CAROLINA MEN'S BASKETBALL ONLINE

Website: [www.GamecocksOnline.com/sports/mens-basketball](http://www.GamecocksOnline.com/sports/mens-basketball)

Facebook: [www.facebook.com/GamecockMBB](https://www.facebook.com/GamecockMBB)

Twitter: @GamecockMBB

Instagram: @GamecockMBB

## NOTABLE NUMBERS

# 52.0%

> Carolina shot a season-best 52.0 percent (26-50) at Mizzou (Feb. 7). Six of the eight games Carolina has shot above 40.0 percent in SEC play have been on the road. The team is 3-3 in those road contest.

# 7

> Paris was a part of the Wisconsin coaching staff that made seven straight appearances in the NCAA Tournament. Included in that stretch was a National Championship Game appearance (2015), Final Four (2014) and four Sweet 16s (2011-12, 2016-17).

# 10.0

> Josh Gray is averaging 10.0 rebounds per game over his last 11 outings. He leads the team with 10+ rebounds in seven games (six in SEC play).

# 12.7

> Since entering the starting lineup at Mizzou (Feb. 7), Jacobi Wright is averaging 12.7 points per game. He's 25-of-48 (52.1%) from the field and 10-of-20 from 3 (50%).

## A SOUTH CAROLINA WIN WOULD ...

- Be the team's fourth SEC road win, which would give Lamont Paris the most SEC road victories by a first-year head coach in program history
- Snap a five-game losing streak at The Hump that dates back to 2018
- Be Carolina's first win in Starkvegas since a 77-73 victory on Feb. 11, 2017, a game in which Sindarius Thornwell had 28 points for the top-25 Gamecocks

## THE TEAM THE TEAM THE TEAM

> It was a total team effort as South Carolina got back on track with a 82-73 win at LSU (Feb. 18). The Gamecocks led wire-to-wire and hit a season-high 15 3s, one off of tying the school record. The last time Carolina made 15 3s was when the team went 15-of-26 (57.7%) in a 98-69 home win vs. Auburn on Jan. 24, 2017. Meechie Johnson and GG Jackson led the Gamecocks in Baton Rouge with 20 points each. Jacobi Wright added a career-high 18 and Hayden Brown had 16. Johnson (5-for-9) and Wright (5-for-8) each made 5 3s. The last time the Gamecocks had multiple players with five or more 3s was that same game against the Tigers. Carolina greets Sindarius Thornwell (5-of-7) and Duane Notice (6-of-9) were the duo in that one. The Gamecocks also went 17-of-18 (94.4%) at the free throw line in the road victory at PMAC on Saturday. It was the team's first win at LSU since the 2017 Final Four season.

## MR. WRIGHT

> Jacobi Wright led south Carolina to a 64-61 comeback road victory at Ole Miss (Feb. 11). He started and scored a (then) career-high 17 points on 6-of-9 shooting (3-of-5 from behind the arc.). Wright made a clutch 3-pointer with 44 seconds to go to put Carolina ahead for good, 61-59. Hayden Brown added a team-high 18 points and Meechie Johnson scored six of the team's final nine points in the last 1:19 of the game. The victory snapped an eight-game losing skid in league action. It was just Carolina's fourth win all-time in Oxford.

## BIG MOVES FOR BIG JOSH

> Josh Gray has recently put the best stretch of his career together over the past 11 games dating back to No. 16/17 Auburn (Jan. 21). Over the stretch he's averaging 6.6 points and 10.0 rebounds per game. Gray has 47 offensive rebounds (4.3 per game) and 63 defensive rebounds (5.7 per game) in the stretch. He's 30-of-58 from the field, good for 51.7 percent.

Gray has done all this while averaging just 23.2 minutes per game for an extremely high rate of efficiency. He had his first career double-double at Florida (Jan. 25) with 11 points and 13 rebounds. He pulled down a career-high 14 rebounds (eight offensive) vs. Miss. State (Jan. 31). He followed that performance up with 14 more rebounds and a career-high 20 points for his second double-double in the last five four games. Against the Razorbacks, Gray was 9-for-14 (64.3 percent) with five dunks.

## TOUGH ONE IN OT IN ATHENS

> South Carolina's 12-game win streak against Georgia (dated back to Jan. 4, 2017) was recently snapped at Stegeman Coliseum on Jan. 28. The Gamecocks fell in OT, 81-78, in a game they led for 33 minutes and led by double digits with 6:31 to go in regulation. The Bulldogs took advantage of a favorable whistle late, going 19-for-25 (76.0 percent) at the line in the second half and OT period. Fouls were in Georgia's favor 17-8 the final 35 minutes of the game. Six of the Bulldogs eight points in OT came at the free throw line. The Gamecocks fell to 0-2 in OT games in league play with the loss. Five players scored in double figures for Carolina and the team knocked down a season-high 13 3s. Chico Carter Jr. (4-for-5) and Jacobi Wright (4-for-5) were a combined 8-for-10 from behind the arc.

## TWO DOUBLE-DOUBLES PLEASE

> GG Jackson (20 points, 10 rebounds) and Josh Gray (11 points, 13 rebounds) each posted double-doubles in Carolina's recent trip to Gainesville to face Florida (Jan. 25). Gray's 11 points were the first time he's scored in double figures and his 13 boards were a career-high. It marked his first double-double in college. Jackson's double-double was his team-leading third of the season and first in SEC action. The last time two players had double-doubles for Carolina was Maik Kotsar and Keyshawn Bryant on Feb. 26, 2020 in a 94-90 win over Georgia at CLA.

## CAROLINA BENCH PRODUCTION

GAME	SC-OPP	DIFF.	SC HIGH BENCH SCORER
SC State	13-40	-27	Hankins-Sanford, 5
Clemson	18-17	+1	Wright, 10
vs. Colorado State	15-27	-12	Wright, 8
vs. Davidson	4-15	-9	Gray, Hankins-Sanford, 2
vs. Furman	12-31	-19	Wright, 7
USC Upstate	6-18	-12	Cooper Jr., 4
at George Washington	20-9	+11	Johnson, 6
at Georgetown	8-6	+2	Wright, 6
Presbyterian	10-21	-11	Wright, 6
at UAB	6-11	-5	Wright, 6
vs. East Carolina	4-8	-4	Gray, Wright, 2
Western Kentucky	5-8	-3	Wright, 3
Eastern Michigan	17-7	+10	Hankins-Sanford, 8
at Vanderbilt	10-64	-54	Gray, 5
Tennessee	12-35	-23	Wright, 7
at Kentucky	11-31	-20	Hankins-Sanford, 5
Texas A&M	14-31	-17	Cooper Jr., 6
Ole Miss	13-10	+3	Davis, 6
Auburn	10-14	-4	Gray, 6
at Florida	21-20	+1	Gray, 11
at Georgia	16-27	-11	Wright, 13
Miss. State	9-12	-3	Wright, 7
Arkansas	4-20	-16	Wright, 4
at Missouri	23-25	-2	Jackson II, 23
at Ole Miss	7-26	-19	Jackson II, 5
Vanderbilt	12-9	+3	Hankins-Sanford, 7
at LSU	6-15	-9	Davis, 4
Alabama	9-5	+4	Davis, 6
at Tennessee	7-37	-30	Sparkman, 3
at Miss. State			
Georgia			

## CAROLINA SPECIALTY STATS

(PP) points in paint; (OT) points off turnovers; (2nd) second chance points; (FB) fast break points

(South Carolina-Opponent)

GAME	PP	OT	2ND	FB
SC State	34-22	16-15	24-6	17-18
Clemson	20-30	16-25	8-6	4-12
vs. Colorado State	14-54	11-19	11-5	0-7
vs. Davidson	30-28	14-14	10-8	11-2
vs. Furman	32-24	4-23	10-10	3-18
USC Upstate	40-36	13-4	10-12	5-2
at George Washington	22-34	10-11	6-23	11-16
at Georgetown	34-36	4-23	21-11	4-10
Presbyterian	36-36	14-10	12-3	8-4
at UAB	26-40	19-14	12-19	10-6
vs. East Carolina	26-22	6-16	16-4	0-10
Western Kentucky	20-26	7-10	11-7	7-11
Eastern Michigan	34-10	14-7	12-4	12-6
at Vanderbilt	32-36	14-11	8-6	4-20
Tennessee	16-36	4-20	2-20	6-8
at Kentucky	26-32	9-20	21-12	6-12
Texas A&M	16-38	21-18	7-27	7-10
Ole Miss	30-20	9-10	6-8	13-15
Auburn	20-46	5-22	7-12	9-27
at Florida	26-40	4-16	21-7	3-21
at Georgia	28-40	10-17	20-8	2-10
Miss. State	16-42	11-21	19-12	2-19
Arkansas	34-38	14-8	12-10	8-8
at Missouri	28-22	7-18	11-12	10-11
at Ole Miss	18-24	14-16	9-10	6-12
Vanderbilt	24-22	14-13	11-22	5-4
at LSU	20-36	7-8	16-23	9-10
Alabama	24-40	17-19	2-9	6-21
at Tennessee	24-46	3-21	4-18	0-6
at Miss. State				
Georgia				
<b>SC Total</b>	<b>750</b>	<b>318</b>	<b>350</b>	<b>186</b>
<b>SC Average</b>	<b>25.9</b>	<b>11.0</b>	<b>12.1</b>	<b>6.4</b>
<b>Opp Total</b>	<b>916</b>	<b>449</b>	<b>326</b>	<b>326</b>
<b>Opp Average</b>	<b>31.6</b>	<b>15.5</b>	<b>11.2</b>	<b>11.2</b>



## SOUTHEASTERN CONFERENCE STANDINGS

As of Sunday, Feb. 26, 2023

Team	Conference	Overall
Alabama	15-1	25-4
Texas A&M	13-3	21-8
Kentucky	11-5	20-9
Tennessee	10-6	21-8
Missouri	9-7	21-8
Vanderbilt	9-7	16-13
Auburn	9-7	19-10
Arkansas	8-8	19-10
Florida	7-9	14-15
Mississippi State	7-9	19-10
Georgia	6-10	16-13
<b>South Carolina</b>	<b>3-13</b>	<b>10-19</b>
Ole Miss	3-13	11-18
LSU	2-14	13-16

## SCORES AND SCHEDULE IN THE SEC

### Wednesday, February 22

\*Kentucky 82, at Florida 74  
 \*at LSU 84, Vanderbilt 77  
 \*#2 Alabama 78, at South Carolina 76 OT  
 \*at Auburn 78, Ole Miss 74

### Saturday, February 25

\*Missouri 85, at Georgia 63  
 \*at #2 Alabama 86, Arkansas 83  
 \*at Mississippi State 69, #25 Texas A&M 62  
 \*at Kentucky 86, Auburn 54  
 \*at Vanderbilt 88, Florida 72  
 \*at #11 Tennessee 85, South Carolina 45  
 \*at Ole Miss 82, LSU 69

### Tuesday, February 28

\*Florida at Georgia SECN 7:00 pm  
 \*Arkansas at Tennessee ESPN/2/U 9:00 pm  
 \*South Carolina at Mississippi State SECN 9:00 pm  
 \*Texas A&M at Ole Miss ESPNU 9:00 pm

### Wednesday, March 1

\*Auburn at Alabama ESPN2 7:00 pm  
 \*Vanderbilt at Kentucky SECN 7:00 pm  
 \*Missouri at LSU SECN 9:00 pm

### Saturday, March 4

\*Georgia at South Carolina SECN 1:00 pm  
 \*Tennessee at Auburn ESPN 2:00 pm  
 \*Alabama at Texas A&M CBS 12:00 pm  
 \*Kentucky at Arkansas CBS 2:00 pm  
 \*Ole Miss at Missouri SECN 3:30 pm  
 \*LSU at Florida SECN 6:00 pm  
 \*Mississippi State at Vanderbilt SECN 8:30 pm

## ASSOCIATED PRESS TOP 25

Week 17 (Feb. 27, 2023)

RK	TEAM	REC	PTS	TREND
1	Houston (49)	27-2	1531	-
2	Alabama (5)	25-4	1456	-
3	Kansas (8)	24-5	1445	-
4	UCLA	25-4	1391	-
5	Purdue	24-5	1200	-
6	Marquette	23-6	1173	↑4
7	Baylor	21-8	1099	↑2
8	Arizona	24-5	1091	↓1
9	Texas	22-7	1077	↓1
10	Gonzaga	25-5	1026	↑2
11	Kansas State	22-7	1002	↑3
12	Tennessee	21-8	736	↓1
13	Virginia	21-6	718	↓7
14	UConn	22-7	714	↑4
15	Indiana	20-9	697	↑2
16	Miami	23-6	668	↓3
17	Saint Mary's	25-6	592	↓2
18	San Diego State	23-5	552	↑4
19	Xavier	21-8	505	↓3
20	Providence	21-8	299	-
21	Maryland	20-9	184	↑5
22	TCU	19-10	173	↑2
23	Kentucky	20-9	162	↑3
24	Texas A&M	21-8	161	↑1
25	Pittsburgh	21-8	140	↑1

Others receiving votes: Creighton 87, Duke 78, Oral Roberts 40, Northwestern 39, Florida Atlantic 25, Iowa State 20, Nevada 17, Missouri 16, Arkansas 7, Charleston 6, NC State 6, Clemson 5, Memphis 4, Boise State 3, USC 3, VCU 1, West Virginia 1

Dropped from rankings: Creighton 19, Northwestern 21, Iowa State 23

## COACHES POLL TOP 25

Week 17 (Feb. 27, 2023)

## SERIES BREAKDOWN

> The Bulldogs lead the all-time series, 28-17.  
> MSU has won nine of the last 12 matchups, including five-straight at The Hump dating back to 2018.  
> The Gamecocks last win in Starkvegas came on Feb. 11, 2017 during the team's historic Final Four season, 77-73. Carolina was ranked No. 19/16 and the victory kept the team tied for first in SEC play with No. 12/15 Kentucky. All-American Sindarius Thornwell scored 28 points.

## VS. MISSISSIPPI STATE (28-17, BULLDOGS LEAD)

### SOUTH CAROLINA ALL-TIME RECORD VS. MISSISSIPPI STATE

**H: 11-10 ; A: 4-15 ; N: 2-3**

last 10 matchups...

J. 8, 2019	H	87-82 (OT)	W	
F. 23, 2019	A	61-76		L
F. 19, 2020	A	76-79		L
M. 3, 2020	H	83-71	W	
F. 6, 2021	H	59-75		L
F. 24, 2021	A	48-69		L
F. 1, 2022	A	64-78		L
F. 23, 2022	H	66-56	W	
M. 10, 2022	N	51-73		L
J. 31, 2023	H	51-66		L

## TRACKING GG

> Highly touted freshman Gregory "GG" Jackson II's 15.1 points per game average is sixth nationally amongst freshmen. Jackson has had a team-high, nine 20-point games this season. His nine 20-point games are the most by a Gamecock freshman since Carolina joined the SEC in 1991-92.

### NATIONAL FRESHMEN SCORING LEADERS

1. Brandon Miller (Alabama) - 19.7 ppg
2. Nate Calkese (Lamar) - 17.6 ppg
3. Brice Sensabaugh (Ohio State) - 16.5 ppg
4. Keyonte George (Baylor) - 16.3 ppg
5. Judah Mintz (Syracuse) - 16.0 ppg
6. Taylor Hendricks (UCF) - 15.3 ppg
7. Gregory "GG" Jackson II (South Carolina) - 15.1 ppg
18. Jackson Paveletzke (Wofford) - 14.9 ppg
18. Kyle Filipowski (Duke) - 14.9 ppg
19. Gradey Dick (Kansas) - 14.9 ppg

Through games played Sunday, Feb. 26\*



## NOTABLE NUMBERS

# 66 3s

Meechie Johnson has made 66 3s so far this season through 29 games played (2.3 per game), which is fifth most in the SEC right behind UT's Santiago Vescovi. Johnson's made four or more 3s five times and the team is 5-1 in those games (only loss to #2/2 Alabama in OT on Feb. 22).

# 30

GG Jackson scored a career-high 30 points vs. No. 16/17 Auburn (Jan. 21). He became the first freshman in program history with a 30-point game since Bruce Ellington (31 points on 12/22/10 at Furman).

# 14

Josh Gray pulled down a career-high 14 rebounds in back-to-back games vs. Miss. State (Jan. 31) and Arkansas (Feb. 4). 15 of those 28 boards were on the offensive end. He leads the team in SEC action, averaging 7.8 rebounds per game. Gray has had seven 10+ rebound games this season.

## BEECHIE JOHNSON EN FUEGO

> Transfer point guard Meechie Johnson went on a tear after a breakout game in a road win at Georgetown back on Dec. 3. He scored in double-figures in 10-straight games (best mark of his career and was snapped vs. Ole Miss on Jan. 17) and averaged 16.8 points, 4.7 rebounds and 3.9 assists per game in the stretch. He went 58-of-137 (42.3%) from the field, 30-of-83 (36.1%) from 3 and 22-of-29 (75.9%) at the free throw line (has made 18-straight FTs to start league play which leads the SEC). The Cleveland, Ohio, native scored a career-high 26 points on Jan. 10 in helping lead the Gamecocks to their first win at Rupp Arena over Kentucky since 2009. He also led the team with six rebounds and six assists. Johnson became the first South Carolina player with 25 points, five rebounds and five assists in a game since Gamecock great Sindarius Thornwell (25 points, eight rebounds and six assists) on March 4, 2017 at Ole Miss. He had two games in the 10-game scoring stretch where he made six 3s: vs. Western Kentucky (Dec. 22) and at Kentucky (Jan. 10).

## SHOWING UP AT RUPP

> The Gamecocks shocked Big Blue Nation with a 71-68, wire-to-wire victory on Jan. 10 thanks to a career-high 26 points from Meechie Johnson (6-of-10 from 3). It was Carolina's first win at Rupp Arena since 2009 and just its third all-time since joining the SEC in 1992. Lamont Paris joined Eddie Fogler (1997) and Darrin Horn (2009) as the only Gamecock head coaches all-time to win in the historic building. The Gamecocks out-rebounded the Wildcats 32-28 and held a 21-12 advantage in second chance points. Carolina made a season-high 11 3s and shot 55.0 percent (11-of-20) from behind the arc.

## FREE THROWS FREE THROWS FREE THROWS FREE THROWS

> Vanderbilt took a hard-fought game over the Gamecocks on SEC opening night (Jan. 3), 84-79 in overtime at Memorial Gym. Hayden Brown forced OT with a made alley-op with .03 seconds remaining. In OT, the Commodores went 13-of-14 at the free throw line, nearly shooting as many free throws as Carolina did the entire game (15). Chico Carter Jr. led the Gamecocks with 24 points, six rebounds and four assists. It was Carter's first career 20-point game in SEC play.

## REAL RECOGNIZE REAL

> GG Jackson was named the CBS Sports/USB-WA Freshman of the Week for the second time this season on Tuesday, Jan. 3, fresh off a game in which he scored a career-high 24 points in the non-conference finale vs. Eastern Michigan (Dec.

30), squaring off against the Eagles' Emoni Bates. Jackson had a game-high nine rebounds and also made a career-best four 3s in the contest.

## GG WAS HITTING FROM THREE

> GG Jackson scored 24 points in the team's 74-64 win over Emoni Bates and Eastern Michigan in the non-conference finale. He made a career-high four 3s and also pulled down a game-high nine rebounds. Carolina had its best first half of the season, scoring 40 points while shooting 54.8 percent (17-of-31) in building a double-digit advantage over the Eagles. The Gamecocks were dominate on the glass again with a 46-30 advantage. Chico Carter Jr. has 15 points and was an efficient 6-of-7 from the floor. Meechie Johnson had 10 to extend his double-figure scoring streak to six games. Carolina finished the non-conference slate a perfect 6-0 at CLA.

## MEECHIE ON THE NICE LIST

> Meechie Johnson scored a career-high 25 points, going 6-of-11 from downtown, in a 65-58 victory over Western Kentucky (Dec. 22) right before Christmas. He had 15 points in the first half after going 5-of-8 from behind the arc. GG Jackson pulled down a career-high 16 rebounds (most by a Gamecock since Chris Silva had 17 at A&M on 3/5/19) and added 12 points for his second double-double of the season. The Gamecocks pulled down a season-high 51 rebounds and also limited the Hilltoppers to just 36.4 percent shooting and 20 made field goals, both season lows for opponents. WKU came into the game fourth in the nation in 3-point shooting at 42.1 percent. The Gamecocks limited the Hilltoppers to just 13.6 percent (3-of-22) from distance.

## ROAD DAWGS

> Carolina bounced back from a tough road loss to start its two-game D.C. road swing with a 74-71 overtime victory at Georgetown (Dec. 3). Meechie Johnson made the go-ahead, 3-point basket with 25 seconds to go. He had a career day with 17 points, eight assists and seven rebounds - all career highs. GG Jackson scored a team-high 22 points (9-for-19 FGs), all coming in the second half after going 0-for-5 the first 20 minutes. The Gamecocks trailed by 11 at the half. In the second half and overtime, South Carolina combined to shoot 20-of-37 (54.1 percent) from the field. The Gamecocks were 15-for-21 (71.4 percent) on 2-point shots in the second half and overtime combined. It was the team's first true road win and first win away from Colonial Life Arena this season.



## HOME SWEET HOME

> The Gamecocks snapped a three-game skid with a big comeback victory at home, 68-53, over USC Upstate on Black Friday (Nov. 25). Trailing by three at halftime, Carolina dominated the final 20 minutes, outscoring the Spartans 40-22 in the second half. The Gamecocks shot 58.1 percent (18-for-31) in half two. Freshman sensation Gregory "GG" Jackson II scored a career-high 22 points with an efficient 8-for-14 shooting day, including 3-of-6 shooting from behind the arc. Carolina was shorthanded, missing two starters in Chico Carter Jr. and Meechie Johnson. Sophomore Jacobi Wright and freshman Zachary Davis started in their place. Wright had 10 points and Davis had seven points and four rebounds. Davis and Jackson in the starting five marked the first time since Nov. 30, 2018 two freshmen cracked the starting lineup (Keyshawn Bryant and AJ Lawson) for Carolina.

## EXTRA! EXTRA! READ ALL ABOUT HIM - JACKSON II EARNS SEC FRESHMAN OF THE WEEK

> Forward Gregory "GG" Jackson II was named SEC Freshman of the Week on Monday, Nov. 14, after leading the Gamecocks to a pair of wins the first week of the season. He averaged 15.0 points and 9.0 rebounds.

## CASH MONEY CARTER CLOSES OUT TIGERS IN RIVALRY MATCHUP AT CLA

> Chico Carter Jr. went the length of the floor and made a contested jumper with 0.9 seconds left to lead South Carolina to victory over in-state rival Clemson, 60-58. The Columbia, S.C., native scored a game-high 16 points and went 4-of-6 from deep. Gregory "GG" Jackson II had 12 points and eight rebounds. Jacobi Wright added 10 points off the bench and Josh Gray contributed with a game-high 10 rebounds and three blocks. It marked the team's first win at home vs. the Tigers since a 68-45 victory on Dec. 19, 2014. New head coach Lamont Paris became the first Gamecock coach since Dave Odom (won 81-59 on 12/8/01 at Clemson) to defeat Clemson in his first season.

## NEWCOMERS SHINE NIGHT ONE

> The team opened the season with an 80-77 victory over SC State on Tuesday night led by the oldest player on the team, graduate transfer Hayden Brown, and the youngest player on the team, freshman Gregory "GG" Jackson II; Brown had 21 to lead all scorers and Jackson had 18 points and a game-high 10 rebounds for his first career double-double; sophomore Jacobi Wright had a career-high 14 points after going 3-for-5 behind the arc in the first victory of the Lamont Paris era.

## PARIS WELCOMES TWO PALMETTO PRODUCTS ON SIGNING DAY

> Arden Conyers and Collin Murray-Boyles, both Palmetto State products, each signed National Letters of Intent to continue their athletic careers as Gamecocks in the fall of 2023 on Nov. 9 as a part of the early signing period. They're the first high school signees in Garnet & Black under Paris' watch at Carolina. Conyers, a 6-6, 180-pound guard from Blythewood, S.C., is the third ranked player in the state per 247Sports and No. 4 by On3.

com. He ranks just outside the top-200 nationally. An all-region pick last season at Westwood High School, he averaged 18.5 points, 5.8 rebounds and 1.5 assists per game for the Redhawks. He will hit the 1,000-career point mark in his senior season. He was recently named one of five to the South Carolina Basketball Coaches Association (SCBA) Elite Boys Preseason Team. Murray-Boyles, a 6-7, 200-pound forward from Columbia, S.C. is the third-ranked player in the state and No. 117 in his class via On3.com. He is set to finish his high school career this winter at Wasatch Academy in Mount Pleasant, Utah after prepping at AC Flora the past three seasons. He helped lead the Falcons to a 24-7 record as a junior and appearance in the state title game. Murray-Boyles averaged 18.3 points, 11.4 rebounds, 5.3 blocks and 2.5 assists per game last season at Flora. His older brother played collegiately at UNC Pembroke.

## ORDER ON THE COURT

> The Honorable L. Casey Manning enters his 30th season as an analyst for men's basketball games on the Gamecock Radio Network. He joined the broadcast team for the 1993-94 season and worked alongside legendary South Carolina play-by-play man Bob Fulton. Manning has worked alongside current play-by-play man Derek Scott since 2016-17. The Gamecocks advanced to the school's first ever Final Four their first year working together. Manning, a Dillon, S.C. native, played for the Gamecocks from 1970-73 and made history as the first African-American scholarship player in program history. He graduated from the South Carolina School of Law in 1977 and has served as Circuit Court Judge for the Fifth Judicial Court since 1994. Manning retired on Dec. 31, 2022.

> On Dec. 8, 2022, at a retirement function at the USC Alumni Center, Manning received the Order of the Palmetto from Gov. Henry McMaster, the highest civilian honor granted in the state of South Carolina.

> Two streets were also named after him, one in downtown Columbia near the courthouse he worked in and the other in his hometown of Dillon, S.C.

> On May 7, 2022, Manning received an honorary doctor of laws degree from the Board of Trustees at commencement. It is the highest degree you can receive from the university.

> He joins Dave Kellum (33rd season as Ole Miss pxp) as the only members of the 30-year club on radio broadcast in the SEC.

## WATCH LIST SZN

> GG Jackson was one of 20 players in the country to be named to the Karl Malone Power Forward of the Year Award Watch List on Oct. 27, 2022. He joined former Gamecock Chris Silva (2015-19) as the only Carolina players on the watch list in the nine-year history of the award.

## BY THE NUMBERS

**94.4%** - South Carolina went 17-of-18 at the FT line in a road win at LSU (Feb. 18). It was the team's third highest road percentage mark all-time (min. 10 made FTs) in SEC play and highest since making 11-of-11 at Vanderbilt on Jan. 28, 2004.  
**15 3s** - The Gamecocks sunk a season high 15 3s in Baton Rouge on Feb. 18, one off tying the school

record. It marked the most 3s in a game for the Gamecocks since making 15 in a 98-69 win over Auburn on Jan. 24, 2017.

**4-0** - Carolina is 4-0 in games where Meechie Johnson scores 20 or more points this season.

**20 & 14** - It was another career day for Josh Gray with 20 points and 14 rebounds (both career highs) vs. Arkansas (Feb. 4) for his second double-double of the season (and his career).

**11 & 13** - Gray had his first double-double in college with then career-highs in points (11) and rebounds (13) at Florida (Jan. 25).

**30** - GG Jackson posted his first career 30-burger with a career-high 30 points vs. No. 16/17 Auburn (Jan. 21). After missing his first eight shots, he finished the game 10-of-13 (76.9 percent). It was the first 30-point game by a Gamecock freshman since Bruce Ellington (31 points on 12/22/10 at Furman).

**28** - South Carolina snapped Kentucky's 28-game home win streak (second longest in nation) with a 71-68 win at Rupp Arena on Jan. 10.

**6-0** - Carolina finished the non-conference slate a perfect 6-0 at CLA.

**47.6%** - Chico Carter Jr. is 49-of-103 from behind the arc, good for a 47.6 percent field goal percentage from distance (1st in SEC).

**51** - The Gamecocks had a season-high 51 rebounds vs. WKU (Dec. 22). It's the second time the team has had 50-plus rebounds this season.

**16** - GG Jackson pulled down a career-high 16 rebounds in a win over WKU (Dec. 22). It was the most rebounds in a game by a Gamecock since Chris Silva had 17 boards on March 5, 2019 in a victory at Texas A&M. Jackson added 12 points in the game for his team leading second double-double.

**4-1** - South Carolina is 4-1 this season in games with single digit turnovers.

**20** - Gregory "GG" Jackson II has nine 20-point performances on his resume so far this season. He's scored in double-figures in 22 of 27 games this season and has led the team in scoring 14 times. His nine 20-point games are the most by a Gamecock freshman since Carolina joined the SEC in 1991-92.

**3.4** - Meechie Johnson is currently averaging 3.4 assists per game (10th in the SEC). The last Gamecock to average 4.0 or more assists per game was Devan Downey (4.5) during the 2008-09 season.

**50** - South Carolina had 50 rebounds vs. Clemson (Nov. 11), the first 50+ rebound game for the Gamecocks vs. a Power Five opponent since pulling down 52 vs. Alabama (Feb. 7, 2017), a game that went four overtime periods.

**18 & 10** - Jackson got his career going in emphatic fashion with 18 points and 10 rebounds in his debut as a Gamecock, an 80-77 win over SC State (Nov. 8) in the opener at CLA.

**1,402** - Graduate transfer Hayden Brown scored 1,402 career points for The Citadel over five seasons, which is the seventh-most in program history.

**2** - Brown is one of two players in The Citadel's history to score 1,400 points and collect 700 rebounds in his career. A 6-5, 234-pound forward, he averaged 18.8 points and 9.5 rebounds per game in 2021-22.

## KEY STAT

South Carolina is 0-8 this season when scoring 59 points or less. The team is also 3-16 when trailing at the half as opposed to 7-3 when leading at the break.

## ROSTER BREAKDOWN

### Returning Letterwinners (6)

Ja'Von Benson  
Chico Carter Jr.  
Ford Cooper Jr.  
Josh Gray  
Tre-Vaughn Minott  
Jacobi Wright

### Guards (7)

Chico Carter Jr.  
Ford Cooper Jr.  
Zachary Davis  
Ebrima Dibba  
Meechie Johnson  
Eli Sparkman  
Jacobi Wright

### Forwards (7)

Ja'Von Benson  
Benjamin Bosmans-Verdonk  
Hayden Brown  
Josh Gray  
Daniel Hankins-Sanford  
Gregory "GG" Jackson  
Tre-Vaughn Minott

### By Height

Eli Sparkman (6-0)  
Chico Carter Jr. (6-2)  
Meechie Johnson (6-2)  
Jacobi Wright (6-2)  
Ford Cooper Jr. (6-3)  
Ebrima Dibba (6-5)  
Hayden Brown (6-5)  
Ja'Von Benson (6-7)  
Zachary Davis (6-7)  
Daniel Hankins-Sanford (6-7)  
Tre-Vaughn Minott (6-8)  
Benjamin Bosmans-Verdonk (6-9)  
Gregory "GG" Jackson (6-9)  
Josh Gray (7-0)

## 2022-23 SOUTH CAROLINA MEN'S BASKETBALL ROSTER

### Alphabetical Roster

No.	Name	Pos.	Ht.	Wt.	Cl.	Exp.	Hometown // Last School
21	Ja'Von Benson	F	6-7	253	JR	2L	Columbia, S.C. // Ridge View
31	Benjamin Bosmans-Verdonk	F	6-9	250	RJR	3L	Lommel, Belgium // Illinois
10	Hayden Brown	F	6-5	234	GR	4L	Greer, S.C. // The Citadel
2	Chico Carter Jr.	G	6-2	192	SR	3L	Columbia, S.C. // Murray State
44	Ford Cooper Jr.	G	6-3	193	SR	1L	Charlotte, N.C. // Missouri State
12	Zachary Davis	G	6-8	192	FR	HS	Denmark, S.C. // Denmark-Olar
0	Ebrima Dibba	G	6-5	214	RSR	4L	Bredäng, Sweden // Coastal Carolina
33	Josh Gray	F	7-0	255	JR	2L	Brooklyn, N.Y. // LSU
30	Daniel-Hankins Sanford	F	6-7	233	FR	HS	Charlotte, N.C. // Julius L. Chambers (Charlotte, N.C.)
23	Gregory "GG" Jackson II	F	6-9	215	FR	HS	Columbia, S.C. // Ridge View
5	Meechie Johnson	G	6-2	180	SO	2L	Cleveland, Ohio // Ohio State
4	Tre-Vaughn Minott	F	6-8	258	JR	2L	Montreal, Quebec // NBA Academy Latin America (Mexico City)
14	Eli Sparkman	G	6-0	153	FR	HS	Cleveland, Tenn. // Baylor School (Chattanooga, Tenn.)
1	Jacobi Wright	G	6-2	188	SO	1L	Fort Mill, S.C. // Legacy Early Colleg

### Numerical Roster

No.	Name	Pos.	Ht.	Wt.	Cl.	Exp.	Hometown // Last School
0	Ebrima Dibba	G	6-5	214	RSR	4L	Bredäng, Sweden // Coastal Carolina
1	Jacobi Wright	G	6-2	188	SO	1L	Fort Mill, S.C. // Legacy Early College
2	Chico Carter Jr.	G	6-2	192	SR	3L	Columbia, S.C. // Murray State
4	Tre-Vaughn Minott	F	6-8	258	JR	2L	Montreal, Quebec // NBA Academy Latin America (Mexico City)
5	Meechie Johnson	G	6-2	180	SO	2L	Cleveland, Ohio // Ohio State
10	Hayden Brown	F	6-5	234	GR	4L	Greer, S.C. // The Citadel
12	Zachary Davis	G	6-8	192	FR	HS	Denmark, S.C. // Denmark-Olar
14	Eli Sparkman	G	6-0	153	FR	HS	Cleveland, Tenn. // Baylor School (Chattanooga, Tenn.)
21	Ja'Von Benson	F	6-7	253	JR	2L	Columbia, S.C. // Ridge View
23	Gregory "GG" Jackson II	F	6-9	215	FR	HS	Columbia, S.C. // Ridge View
30	Daniel-Hankins Sanford	F	6-7	233	FR	HS	Charlotte, N.C. // Julius L. Chambers (Charlotte, N.C.)
31	Benjamin Bosmans-Verdonk	F	6-9	250	RJR	3L	Lommel, Belgium // Illinois
33	Josh Gray	F	7-0	255	JR	2L	Brooklyn, N.Y. // LSU
44	Ford Cooper Jr.	G	6-3	193	SR	1L	Charlotte, N.C. // Missouri State

**Head Coach:** Lamont Paris (Wooster, '96 ; Indiana State '00)

**Assistant Coach:** Tim Buckley (Bemidji State, '88)

**Assistant Coach:** Tanner Bronson (Wisconsin, '08)

**Assistant Coach:** Eddie Shannon (Florida, '99)

**Strength & Conditioning Coach:** Scott Greenawalt (Muskingum College, '98)

**Director of Basketball Operations:** Colby Arendale (Chattanooga, '18)

**Director of Player Development:** David McKinley (Ohio, '13)

**Director of Video Services:** Roman DiPasquale (Wisconsin, '11)

**Athletic Trainer:** Mark Rodger (Buffalo, '01)

**Special Assistant to the Head Coach:** Carey Rich (South Carolina, '95)

**Associate Director of Athletics Communications and Public Relations:** Michael DeBates (Iowa State, '14)

## TOP RETURNING ...

Scorer.....Carter Jr., 4.2 ppg  
Rebounder .....Benson, 4.2 rpg  
Assist Maker.....Wright, 1.8 apg  
FG Shooter \*.....Carter Jr., 40.7%  
3-Point FG Shooter \$......Carter Jr., 37.9%  
FT Shooter \$......Carter Jr., 82.6%  
Shot Blocker.....Gray, 0.7 bpg  
Steal Maker .....Wright, 0.5 spg

\* at least 75 attempts

\$ at least 20 attempts

## PRONUNCIATION GUIDE

- JUH-Von Benson
- Ee-BRIME-uh DEEB-ah
- Tre-Vaughn MY-not
- Benjamin BOSE-mans-ver-DONK





## HEAD COACH LAMONT PARIS

HEAD COACH | SIXTH SEASON OVERALL | 97-91 (.516) | FIRST SEASON AT SOUTH CAROLINA | 10-19 (.345)

### THE PARIS FILE

#### COACHING

##### Experience

26th year

##### College Head Coach Experience

6th season

##### Hire Date At Carolina

Thursday, March 24, 2022

#### PERSONAL

##### Hometown

Findlay, Ohio

##### Alma Mater

Wooster, 1996 (Bachelors - Economics)

Indiana State, 2000 (Masters - Rec. & Sport Mgmt.)

#### COACHING RESUME

##### College Assistant Coach

Wooster, 1997-98

DePauw, 1998-99

IUP, 2000-04

Akron, 2004-10

Wisconsin, 2010-17

##### College Head Coach

Chattanooga, 2017-22

South Carolina, 2022-present

Lamont Paris, who has been a part of nine NCAA Division I Tournaments and 17 twenty-win seasons as a college head and assistant coach, was named the University of South Carolina's 33rd head coach by Director of Athletics Ray Tanner on Thursday, March 24, 2022.

Paris, 47, is the first African-American head coach in the history of the Gamecock men's basketball program.

Paris comes to Carolina after five seasons as the head coach at University of Tennessee at Chattanooga, coaching the Mocs to an 87-72 overall record (.547), including a 65-29 mark the last three seasons.

This past season, he led the Mocs to their first Southern Conference title and NCAA berth since 2016. Chattanooga finished the season with a 27-8 mark. He was one of 20 finalists for the Hugh Durham Award, given by CollegeInsider.com to the top Division I mid-major coach in college basketball. The Mocs' NCAA NET ranking improved in each of his seasons at Chattanooga, finishing with a 63 ranking this season.

In his 17 seasons as a collegiate assistant coach prior to becoming head coach at Chattanooga, teams associated with Paris were 497-217 (.696) with five conference titles and 12 NCAA Tournament appearances (Division I and II), reaching two Final Fours.

Paris spent seven seasons as an assistant at Wisconsin from 2010-17 working for Bo Ryan and Greg Gard. The Badgers went to the NCAA Tournament every year with four Sweet 16 appearances and back-to-back trips to the Final Four in 2014 and 2015. Wisconsin played for the National Championship in 2015 after going 36-4 and winning both the Big Ten regular season and tournament titles. The Badgers took down No. 1 overall seed Kentucky in the National Semifinal, ending the Wildcats' previously undefeated season.

Prior to joining the Wisconsin staff, he was an assistant coach at Akron for five seasons (2005-10) under head coach Keith Dambrot (coached LeBron James at St. Vincent-St. Mary High School for two seasons).

Paris was on the Zips staff in 2005-06 season when the squad achieved its first 20-win season since 1974-75, going 23-10. Akron won 20-or-more games in each of Paris' years on the staff. The Zips were 2009 Mid-American Conference Champions and earned NIT bids in 2006 and 2008 and went to the CBI in 2010.



### PARIS' CAREER RECORD, YEAR-BY-YEAR

SEASON	RECORD	CONFERENCE (FINISH)	POSTSEASON
2017-18 (CHATT)	10-23	3-15 (10th)	-
2018-19 (CHATT)	12-20	7-11 (5th)	-
2019-20 (CHATT)	20-13	10-8 (T-5th)	-
2020-21 (CHATT)	18-7	9-7 (4th)	-
2021-22 (CHATT)	27-8	14-4 (1st)	0-1 ; NCAA First Round
2022-23 (SC)	10-19	3-13	-
<b>Totals</b>	<b>97-91 (.516)</b>	<b>46-58 (.442)</b>	<b>0-1 (.000) • 1 NCAA</b>



## GAMECOCK SUPERLATIVES UNDER PARIS

### Most Field Goals Made

- T1. 30, vs. #2/2 Alabama, Feb. 22, 2023
- T1. 30, at Vanderbilt, Jan. 5, 2023
- T3. 28, at Georgia, Jan. 28, 2023
- T3. 28, vs. Eastern Michigan, Dec. 30, 2022
- T3. 28, at Georgetown, Dec. 3, 2022
- T3. 28, vs. USC Upstate, Nov. 25, 2022

### Most Field Goals Attempted

1. 72, at Vanderbilt, Jan. 5, 2023
2. 68, at Georgia, Jan. 28, 2023
3. 65, at George Washington, Nov. 30, 2022
- T4. 64, vs. WKU, Dec. 22, 2022
- T4. 64, vs. Clemson, Nov. 11, 2022

### Highest Field Goal Percent

1. 52.0 percent (26-50), at Missouri, Feb. 7, 2023
2. 49.1 percent (27-55), vs. Presbyterian, Dec. 11, 2022
3. 48.4 percent (30-62), vs. #2/2 Alabama, Feb. 22, 2023
4. 48.2 percent (27-56), at Kentucky, Jan. 10, 2023
5. 47.5 percent (28-59), vs. USC Upstate, Nov. 25, 2022

### Lowest Field Goal Percent

1. 25.0 percent (12-48), vs. #8/9 Tennessee, Jan. 7, 2023
2. 31.1 percent (19-61), vs. Colorado State, Nov. 17, 2022
3. 32.3 percent (21-65), at George Washington, Nov. 30, 2022
4. 34.0 percent (18-53), vs. Miss. State, Jan. 31, 2023
- T5. 34.4 percent (22-64), vs. WKU, Dec. 22, 2022
- T5. 34.4 percent (22-64), vs. Clemson, Nov. 11, 2022

### Most 3-Point Field Goals Made

1. 15, at LSU, Feb. 18, 2023
2. 13, at Georgia, Jan. 28, 2023
3. 11, at Kentucky, Jan. 10, 2023
- T4. 10, at UAB, Dec. 14, 2022
- T4. 10, at Georgetown, Dec. 3, 2022
- T4. 10, vs. Clemson, Nov. 11, 2022

### Most 3-Point Field Goals Attempted

1. 32, at LSU, Feb. 18, 2023
- T2. 31, at Georgia, Jan. 28, 2023
- T2. 31, at Georgetown, Dec. 3, 2022
4. 29, at Vanderbilt, Jan. 5, 2023
- T5. 28, vs. #16/17 Auburn, Jan. 21, 2023
- T5. 28, vs. WKU, Dec. 22, 2022

### Highest 3-Point Field Goal Percentage (min. 10 attempts)

1. 55.0 (11-20), at Kentucky, Jan. 10, 2023
2. 46.9 (15-32), at LSU, Feb. 18, 2023
3. 42.9 (9-21), vs. #2/2 Alabama, Feb. 22, 2023
4. 41.9 (13-31), at Georgia, Jan. 28, 2023
5. 40.0 (10-25), at UAB, Dec. 14, 2022

### Most Free Throws Made

1. 21, vs. SC State, Nov. 8, 2022
2. 19, vs. #16/17 Auburn, Jan. 21, 2023
3. 17, at LSU, Feb. 18, 2023
4. 14, vs. #8/9 Tennessee, Jan. 7, 2023
- T5. 13, at Ole Miss, Feb. 11, 2023
- T5. 13, at Missouri, Feb. 7, 2023

### Most Free Throws Attempted

1. 30, vs. SC State, Nov. 8, 2022
2. 25, vs. WKU, Dec. 22, 2022
3. 24, vs. #16/17 Auburn, Jan. 21, 2023
4. 21, at Missouri, Feb. 7, 2023
5. 19, at Florida, Jan. 25, 2023

### Highest Free Throw Percentage (min. 10 attempts)

1. 94.4 percent (17-18), at LSU, Feb. 18, 2023
2. 93.3 percent (14-15), vs. #8/9 Tennessee, Jan. 7, 2023
3. 83.3 percent (15-18), vs. Vanderbilt, Feb. 14, 2023
4. 79.2 percent (19-24), vs. #16/17 Auburn, Jan. 21, 2023
5. 72.7 percent (8-11), vs. USC Upstate, Nov. 25, 2022

### Most Offensive Rebounds

1. 19, vs. Clemson, Nov. 11, 2022
2. 18, vs. Eastern Michigan, Dec. 30, 2022
- T3. 17, at Georgia, Jan. 28, 2023
- T3. 17, vs. WKU, Dec. 22, 2022
- T5. 15, at Kentucky, Jan. 10, 2023
- T5. 15, vs. ECU, Dec. 17, 2022
- T5. 15, at Georgetown, Dec. 3, 2022
- T5. 15, at George Washington, Nov. 30, 2022

### Most Defensive Rebounds

1. 38, at Vanderbilt, Jan. 5, 2023
2. 34, vs. WKU, Dec. 22, 2022
3. 33, at Florida, Jan. 25, 2023
4. 31, vs. Clemson, Nov. 11, 2022
5. 28, vs. Eastern Michigan, Dec. 30, 2022

### Most Total Rebounds

1. 51, vs. WKU, Dec. 22, 2022
2. 50, vs. Clemson, Nov. 11, 2022
3. 46, vs. Eastern Michigan, Dec. 30, 2022
4. 45, at Florida, Jan. 25, 2023
5. 42, at Georgia, Jan. 28, 2023

### Most Personal Fouls

1. 25, at Vanderbilt, Jan. 5, 2023
2. 23, vs. #16/17 Auburn, Jan. 21, 2023
3. 22, vs. WKU, Dec. 22, 2022
- T4. 21, vs. #2/2 Alabama, Feb. 22, 2023
- T4. 21, at Georgia, Jan. 28, 2023

### Most Points

1. 82, at LSU, Feb. 18, 2023
2. 80, vs. SC State, Nov. 8, 2022
3. 79, at Vanderbilt, Jan. 5, 2023
4. 78, at Georgia, Jan. 28, 2023
5. 76, vs. #2/2 Alabama, Feb. 22, 2023

### Fewest Points

1. 42, vs. #8/9 Tennessee, Jan. 7, 2023
2. 45, at #11/13 Tennessee, Feb. 25, 2023
3. 51, vs. Miss. State, Jan. 31, 2023
- T4. 53, vs. Texas A&M, Jan. 14, 2023
- T4. 53, vs. Colorado State, Nov. 17, 2022

### Most Assists

1. 20, at LSU, Feb. 18, 2023
- T2. 18, at Missouri, Feb. 7, 2023
- T2. 18, at Georgetown, Dec. 3, 2022
4. 15, at UAB, Dec. 14, 2022
- T5. 13, at Georgia, Jan. 28, 2023
- T5. 13, at George Washington, Nov. 30, 2022
- T5. 13, vs. Clemson, Nov. 11, 2022
- T5. 13, vs. Furman, Nov. 20, 2022

### Fewest Turnovers

1. 6, vs. Presbyterian, Dec. 11, 2022
2. 8, vs. USC Upstate, Nov. 25, 2022
- T3. 9, vs. Ole Miss, Jan. 17, 2023
- T3. 9, vs. Eastern Michigan, Dec. 30, 2022
- T5. 10, vs. Vanderbilt, Feb. 14, 2023
- T5. 10, vs. Arkansas, Feb. 4, 2023
- T5. 10, vs. WKU, Dec. 22, 2022

### Most Turnovers

1. 19, vs. Clemson, Nov. 11, 2022
- T2. 18, vs. Miss. State, Jan. 31, 2023
- T2. 18, at Georgia, Jan. 28, 2023
- T2. 18, vs. #8/9 Tennessee, Jan. 7, 2023
5. 17, vs. Furman, Nov. 20, 2022

### Most Blocks

1. 7, vs. Davidson, Nov. 18, 2022
2. 5, vs. #8/9 Tennessee, Jan. 7, 2023
2. 5, vs. SC State, Nov. 8, 2022
- T3. 4, at UAB, Dec. 14, 2022
- T3. 4, at George Washington, Nov. 30, 2022
- T3. 4, vs. USC Upstate, Nov. 25, 2022
- T3. 4, vs. Clemson, Nov. 11, 2022

### Most Steals

1. 10, vs. #8/9 Tennessee, Jan. 7, 2023
2. 9, vs. ECU, Dec. 17, 2022
- T3. 8, vs. Miss. State, Jan. 31, 2023
- T3. 8, vs. Davidson, Nov. 18, 2022
- T5. 7, at Georgia, Jan. 28, 2023
- T5. 7, vs. Texas A&M, Jan. 14, 2023

### Most Points By Opponent

1. 94, Texas A&M, Jan. 14, 2023
- T2. 85, at #11/13 Tennessee, Feb. 25, 2023
- T2. 85, #8/9 Tennessee, Jan. 7, 2023
- T2. 85, Colorado State, Nov. 17, 2022
- T5. 84, at Vanderbilt, Jan. 5, 2023
- T5. 84, at UAB, Dec. 14, 2022

### Fewest Points By Opponent

1. 53, USC Upstate, Nov. 25, 2022
2. 57, Presbyterian, Dec. 11, 2022
3. 58, WKU, Dec. 22, 2022
4. 60, Clemson, Nov. 11, 2022
5. 61, at Ole Miss, Feb. 11, 2023

### Most Field Goals Made By Opponent

1. 36, at #11/13 Tennessee, Feb. 25, 2023
- T2. 35, #8/9 Tennessee, Jan. 7, 2023
- T2. 35, Colorado State, Nov. 17, 2022
4. 34, Texas A&M, Jan. 14, 2023
5. 31, at Florida, Jan. 25, 2023

### Fewest Field Goals Made By Opponent

- T1. 20, at Ole Miss, Feb. 11, 2023
- T1. 20, WKU, Dec. 22, 2022
3. 22, ECU, Dec. 17, 2022
- T4. 23, Ole Miss, Jan. 17, 2023
- T4. 23, Clemson, Nov. 11, 2022
- T4. 24, Presbyterian, Dec. 11, 2022
- T4. 24, USC Upstate, Nov. 25, 2022

### Highest Opponent Field Goal Percent

1. 58.3 (35-60), Colorado State, Nov. 17, 2022
2. 58.1 (36-62), at #11/13 Tennessee, Feb. 25, 2023
3. 54.8 (34-62), Texas A&M, Jan. 14, 2023
4. 52.9 (27-51), Miss. State, Jan. 31, 2023
5. 52.2 (24-46), Presbyterian, Dec. 11, 2022

### Lowest Opponent Field Goal Percent

1. 36.4 percent (20-55), WKU, Dec. 22, 2022
2. 37.0 percent (20-54), at Ole Miss, Feb. 11, 2023
3. 37.3 percent (23-61), Clemson, Nov. 11, 2022
4. 38.5 percent (25-65), Vanderbilt, Feb. 14, 2023
5. 39.7 percent (25-63), Eastern Michigan, Dec. 30, 2022

### Most Rebounds By Opponent

- T1. 48, Vanderbilt, Feb. 14, 2023
- T1. 48, Texas A&M, Jan. 14, 2023
- T1. 48, #8/9 Tennessee, Jan. 7, 2023
4. 44, at Vanderbilt, Jan. 5, 2023
5. 43, Ole Miss, Jan. 17, 2023


### Fewest Rebounds By Opponent

1. 25, Presbyterian, Dec. 11, 2022
- T2. 28, at Missouri, Feb. 7, 2023
- T2. 28, at Kentucky, Jan. 10, 2023
- T2. 28, ECU, Dec. 17, 2022
- T2. 28, USC Upstate, Nov. 25, 2022

### Most Turnovers By Opponent

1. 16, vs. Miss. State, Jan. 31, 2023
- T2. 14, #8/9 Tennessee, Jan. 7, 2023
- T2. 14, at Vanderbilt, Jan. 5, 2023
- T4. 13, USC Upstate, Nov. 25, 2022
- T4. 13, Davidson, Nov. 18, 2022
- T4. 13, Clemson, Nov. 11, 2022

## GAMECOCK BASKETBALL ASSISTANT COACHES & SUPPORT STAFF



### **> Tanner Bronson, Assistant Coach (Wisconsin, '08)**

- Served in same capacity at Chattanooga the past five seasons (2017-22) under Paris
- Was assistant at St. Louis (2012-16) prior to joining the Mocs ; team won 103 games in his five seasons there and made three NCAA appearances, winning a game each time
- Went from manager, to walk-on to scholarship player at Wisconsin under Bo Ryan ; was on four NCAA teams (Elite Eight in 05' and Sweet Sixteen in 08')




### **> Tim Buckley, Assistant Coach (Bemidji State, '88)**

- Most recently was at UNLV (2019-22) ; was a scout for two seasons with the Minnesota Timberwolves (2017-19)
- Was on staff for the entire Tom Crean tenure at Indiana where he was a part of two Big Ten titles (2013, 2016), four NCAA Appearances, including three trips to the Sweet Sixteen ; the Hoosiers went 138-69 (.667) the last six seasons he was there
- Has had two stints as a head coach at Ball State (2000-06) and Rockford (1989-93)



### **> Eddie Shannon, Assistant Coach (Florida, '99)**

- Served in same capacity at Chattanooga the past three seasons (2019-22) under Paris ; also was assistant at Canisius (2017-19)
- Played professionally overseas for 10 seasons with stops in Italy, France, Russia, Sweden, Croatia, Latvia, Greece, Australia, and Cyprus
- Four-year starter at Florida (1995-99), helping usher in the Billy Donovan era in Gainesville ; scored 1,168 career points and left as the career leader in steals (204) ; only player in school history with 200+ steals and he was also second in assists (493)



### **> Colby Arendale, Director of Operations (Chattanooga, '18)**

- Served in the same capacity at Chattanooga under Paris for the past three seasons (2019-22)
- Was a student manager in 2017-18 and then a graduate manager for the Mocs from 2018-19
- Recently completed his MBA




### **> David McKinley, Director of Player Development (Ohio, '13)**

- Was on Paris' staff at Chattanooga for five seasons (2017-22) in variety of roles
- Served as an assistant coach for the Mocs the last three seasons (2019-22)
- Played collegiately at Ohio University where he was a four-year letterwinner from 2010-13 ; team captain his last two years and member of Bobcat team that won school record 29 games and advanced to the Sweet Sixteen




### **> Carey Rich, Special Assistant to the Head Coach (South Carolina, '95)**

- First official hire of the Paris era at South Carolina
- Served the past seven years as rec superintendent with the City of Columbia's Parks and Recreation Department ;
- Played one season at Western Carolina before returning home to finish his career with the Gamecocks (1993-95) ; scored 784 career points in Garnet & Black and dished out 340 assists in 79 games ; his 4.30 assists per game average is sixth all-time at Carolina




### **> Roman DiPasquale, Director of Video Services (Wisconsin, '11)**

- Was on the Chattanooga staff the last five seasons (2017-22) in a variety of roles
- Worked as the video coordinator at Stanford (2014-16)
- Also has stints in the NBA with Portland (2013-14) and Philadelphia (2011-12) ; was a student manager at Wisconsin




### **> Scott Greenawalt, Strength & Conditioning Coach (Muskingum College, '98)**

- Enters his 11th season with men's basketball program in 2022-23 ; worked with men's and women's basketball at Kansas State from 2006-12 before coming to South Carolina with head coach Frank Martin
- Was a part of the staff for the best season in school history which culminated with a trip to the 2017 Final Four



**Mark Rodger**  
Athletic Trainer



**Jack Samonsky**  
Graduate Assistant



**Michael DeBates**  
Associate Director  
Communications  
& Public Relations



**Joe O'Clair**  
Assistant AD  
Marketing & Fan  
Experience



**Daniel Carter**  
Creative Media  
Producer



**Jeremy Ford**  
Sports Dietician



**Charles Waddell**  
Special Assistant  
to the AD // Sport  
Admin





# **COLONIAL LIFE ARENA (CELEBRATING 20 YEARS THIS SEASON)**

**HOME OF GAMECOCK BASKETBALL [COLONIAL LIFE ARENA RECORD: 229-114 (.668)]**

## **FUN FACTS ABOUT COLONIAL LIFE ARENA**

- > **16,880** cubic yards of earth moved, which is enough to fill 222 swimming pools
- > **3,848** tons of steel, which would weigh equal to 96,200 quarters, which would equal \$24,050
- > **125** miles of cable, which would stretch between Columbia and Folly Beach
- > **1,872** tons of cooling, which would cool an average of 12 grocery stores
- > **205,384** bricks and **60,137** concrete blocks, which would stretch the entire length of Lake Murray (41 miles)
- > **8,750** gallons of paint, which would paint approximately 115 average Columbia 2-story houses
- > **4,781** square yards of carpet, which would carpet approximately the field at Williams-Brice Stadium
- > **443** people working on building the arena at a given time, which would staff 44 fast food restaurants
- > **1,158,000** man-hours to complete Colonial Life Arena, which would equal two working hours from each person living in the Columbia Metro area



CHRIS SILVA THROWS IN A SILVA SLAM FOR TWO OF HIS 27 POINTS THAT LED THE GAMECOCKS TO VICTORY VS. NO. 18 KENTUCKY, 76-68, ON JAN. 16, 2018. CAROLINA TRAILED BY AS MANY AS 14 POINTS IN THE SECOND HALF.

## **KEY ARENA DATES/ MEMORABLE MOMENTS**

- > **April 2001** - Construction begins
- > **Nov. 24, 2002** - Carolina defeats ETSU, 71-66, in its first contest in the building
- > **Jan. 8, 2003** - The Gamecocks post a 55-49 win in the first SEC contest at the building over Ole Miss.
- > **March 15, 2006** - Carolina defeats Western Kentucky, 74-55, in the first round of the Postseason NIT. The Gamecocks would go on to win their second straight NIT Championship later that month.
- > **Jan. 21, 2009** - Zam Fredrick scores on a last second lay-in to propel the Gamecocks past Florida, 70-69, at the buzzer. Carolina would go on to capture the 2009 SEC Eastern Division Co-Championship.
- > **Jan. 26, 2010** - Led by heralded senior Devan Downey, Carolina posted its first win over a No. 1 ranked opponent (AP poll) in school history when it defeated top-ranked Kentucky, 68-62.
- > **Feb. 7, 2017** - The Gamecocks would battle Alabama into a four-overtime contest, with the Crimson Tide eventually closing the 90-86 win. Senior guard Sindarius Thornwell scored 44 points and pulled down 21 rebounds in the game. Carolina would go on to its first Final Four in program history later that season.
- > **Nov. 15, 2019** - Carolina captures its 200th victory at Colonial Life Arena with a 90-63 win over Cleveland State.



DEVAN DOWNEY VS. KENTUCKY, JAN. 26, 2010 - HE SCORED 30 POINTS AS CAROLINA BEAT THE TOP-RANKED WILDCATS, 68-62.



SINDARIUS THORNWELL HIGH FIVES FANS AFTER SOUTH CAROLINA'S 61-46 WIN VS. NO. 25/24 MICHIGAN ON NOV. 23, 2019.

# 2022-23 GAMECOCK SUPERLATIVES

## GAMECOCKS' RECORD WHEN ...

At home	6-8
On the road	4-7
At neutral sites	0-4
In overtime	0-0
vs. Top 25 team	0-4
vs. Top 10 team	0-2
vs. Top 3 team	0-1
Leading at half	7-3
Trailing at half	3-16
Tied at half	0-0
Shooting 50% or better	0-1
Shooting between 39-49.9%	8-7
Shooting less than 39%	2-11
Opp. shooting 50% or better	2-10
Opp. shooting between 39-49.9%	5-8
Opp. shooting less than 39%	3-1
Shooting better than opp.	6-2
Shooting worse than/equal to opp.	4-17
Starters out-score opp. starter	9-4
Opp. starters score/equal more	1-15
Bench out-scores opp. bench	3-5
Opp. bench scores/equals more	7-14
Having more FTs than opp.	6-4
Having equal/less FTs than opp.	4-15
Have more TOs than opp.	8-15
Having equal/less TOs than opp.	2-4
Having more rebounds than opp.	7-5
Having equal/less rebounds than opp.	3-14
Making 6 or more 3FGs	9-16
Having 15 or more assists	2-2
Score more points in paint than opp.	3-5
Scoring equal/less points in paint than opp.	7-14
Scoring more points off TOs than opp.	4-5
Scoring equal/less points off TOs than opp.	6-14
Scoring more 2nd-chance points than opp.	6-8
Scoring equal/less 2nd-chance points than opp.	4-11
Scoring more fast break points than opp.	3-3
Scoring equal/less fast break points than opp.	7-16
Wearing White uniforms	6-11
Wearing Garnet uniforms	3-3
Wearing Black uniforms	1-5
Wearing Throwback White uniforms	1-5
Wearing Throwback Garnet uniforms	0-1
Playing on live TV/live broadcast	10-19
Playing in November	3-4
Playing in December	4-2
Playing in January	1-8
Playing in February	2-5
Playing in March	0-0
Playing a day-game	4-5
Playing a night-game	5-14
Playing on Sunday	1-0
Playing on a Monday	0-0
Playing on a Tuesday	1-5
Playing on a Wednesday	0-4
Playing on a Thursday	1-1
Playing on a Friday	3-1
Playing on a Saturday	3-7
Playing on a Sunday	0-1
Scoring margin is 5 points or less	5-4
Margin is between 6-10	3-3
Margin is between 11-20	2-6
Margin is more than 20	0-6
Scoring 59 points or less	0-8
Scoring 60-69 points	5-6
Scoring 70-79 points	3-4
Scoring 80-89 points	2-0
Scoring 90-99 points	0-0
Scoring 100+ points	0-0

## MISCELLANEOUS

Current streak	L2
Home court streak	L7
Away streak	L1
Neutral court streak	L4

Scoring Leaders	'22-23	Career
Chico Carter	4	16
Gregory "GG" Jackson II	15	15
Meechie Johnson	6	6*
Hayden Brown	4	4*
Josh Gray	1	1*
Zachary Davis	1	1

Rebounding Leaders	'22-23	Career
Gregory "GG" Jackson II	13	13
Josh Gray	13	16*
Hayden Brown	3	3*
Meechie Johnson	1	1*
Benjamin Bosmans-Verdonk	1	1*
Daniel Hankins-Sanford	1	1
JaVon Benson		1

Assists Leaders	'22-23	Career
Jacobi Wright	10	18
Meechie Johnson	16	16*
Chico Carter	5	7*
Benjamin Bosmans-Verdonk	3	3*
Gregory "GG" Jackson II	2	2
Zachary Davis	2	2
JaVon Benson		1
Josh Gray	1	1*

Blocks Leaders	'22-23	Career
Josh Gray	15	19*
Gregory "GG" Jackson II	12	12
Tre-Vaughn Minott		4
Hayden Brown	5	5*
Benjamin Bosmans-Verdonk	5	5*
Zachary Davis	3	3
JaVon Benson	1	2
Jacobi Wright		1

Steals Leaders	'22-23	Career
Chico Carter	6	11*
Hayden Brown	14	14*
Gregory "GG" Jackson II	9	9
Meechie Johnson	7	7*
Zachary Davis	7	7
Jacobi Wright	5	6
Josh Gray	2	4*
Benjamin Bosmans-Verdonk	4	4*
Ford Cooper Jr.	1	1
Daniel Hankins-Sanford	2	2
Tre-Vaughn Minott		1
JaVon Benson		1

Double-Figure Scoring	'22-23	Career
Hayden Brown	17	82
Chico Carter	11	39
Gregory "GG" Jackson II	23	23
Meechie Johnson	18	20
Jacobi Wright	8	10
Josh Gray	2	2
Zachary Davis	1	1

20+ points	'22-23	Career
Hayden Brown	1	24
Chico Carter	2	10
Gregory "GG" Jackson II	9	9
Meechie Johnson	4	4
Josh Gray	1	1

30+ points	'22-23	Career
Hayden Brown		4
Gregory "GG" Jackson II	1	1

Double-Figure Rebounding	'22-23	Career
Hayden Brown	1	30
Josh Gray	6	7
Gregory "GG" Jackson II	3	3

5+ assists	'22-23	Career
Hayden Brown		8
Meechie Johnson	8	8
Chico Carter Jr.		4
Jacobi Wright		1

## Miscellaneous

Largest Halftime Lead	
SC	10 - vs. Eastern Michigan, Dec. 30, 2022 at Kentucky, Jan. 10, 2023
Opp	32 - vs. Texas A&M, Jan. 14, 2023
Smallest Halftime Lead	
SC	2 - vs. WKU (12/22) & at UGA (1/28)
Opp	2 - at Vanderbilt, Jan. 3, 2023
Fewest Points In First Half	
SC	18 - 3x, last vs. Vanderbilt, Feb. 14, 2023
Opp	25 - vs. Davidson, Nov. 18, 2022
Most Points In First Half	
SC	42 - at Kentucky, Jan. 10, 2023
Opp	50 - vs. Texas A&M, Jan. 14, 2023
Fewest Points In Second Half	
SC	19 - at No. 11/13 Tennessee, Feb. 25, 2023
Opp	22 - vs. USC Upstate, Nov. 25, 2022
Most Points In Second Half	
SC	46 - vs. Vanderbilt, Feb. 14, 2023
Opp	47 - at Florida, Jan. 25, 2023 - at No. 11/13 Tennessee, Feb. 25, 2023
Most Points In Overtime	
SC	12 - at Vanderbilt, Jan. 3, 2023
Opp	17 - at Vanderbilt, Jan. 3, 2023
Largest Margin of Victory	
SC	15 - vs. USC Upstate, Nov. 25, 2022
Opp	43 - vs. No. 8/9 Tennessee, Jan. 7, 2023
Smallest Margin of Victory	
SC	2 - vs. Clemson, Nov. 11, 2022
Opp	2 - vs. Arkansas, Feb. 4, 2023 vs. #2/2 Alabama, Feb. 22, 2023

3+ steals	'22-23	Career
Hayden Brown	2	11
Chico Carter		4
Meechie Johnson	1	2
Gregory "GG" Jackson II	2	2
Zachary Davis	1	1

2+ blocks	'22-23	Career
Josh Gray	5	8
Gregory "GG" Jackson II	8	8
Hayden Brown	1	5
Zachary Davis	1	1
Tre-Vaughn Minott		1
JaVon Benson		1

Double-Doubles	'22-23	Career
Hayden Brown	1	29
Gregory "GG" Jackson II	3	3
Josh Gray	2	2

Dunks	'22-23	Career
Josh Gray	21	25*
Gregory "GG" Jackson II	14	14
Hayden Brown	12	12*
Tre-Vaughn Minott		11
Zachary Davis	4	4
Daniel Hankins-Sanford	3	3
JaVon Benson		2
Benjamin-Bosmans Verdonk	2	2*

*tied for team lead also included*

*\* indicates at Carolina*



# 2022-23 GAME-BY-GAME

	Date	Result	FG-A	Pct	3FG-A	Pct	FT-A	Pct	O-D-Total	PF	Pts	A	TO	Blk	Stl	Min	Half
SC State			28-64	.438	11-26	.423	10-16	.625	10-23-33	24	77	17	10	6	5	200	33
South Carolina	Nov. 8, 2022	W, 80-77	26-59	.441	7-20	.350	21-32	.656	14-26-40	17	80	12	11	5	3	200	36
Clemson			23-61	.377	7-18	.389	5-9	.556	9-23-32	17	58	13	13	4	9	200	26
South Carolina	Nov. 11, 2022	W, 60-58	22-64	.344	10-26	.385	6-13	.462	19-31-50	15	60	12	19	4	6	200	35
Colorado State <i>♣</i>			35-60	.583	6-20	.300	9-15	.600	5-35-40	16	85	18	8	2	7	200	40
South Carolina	Nov. 17, 2022	L, 53-85	19-61	.311	8-26	.308	7-9	.778	9-25-34	19	53	11	16	2	3	200	19
Davidson <i>♣</i>			26-58	.448	9-25	.360	8-9	.889	8-24-32	14	69	17	13	1	7	200	25
South Carolina	Nov. 18, 2022	L, 60-69	22-56	.393	6-18	.333	10-15	.667	12-24-36	18	60	7	16	7	8	200	29
Furman <i>♣</i>			30-59	.508	12-27	.444	7-9	.778	10-24-34	15	79	22	12	3	9	200	38
South Carolina	Nov. 20, 2022	L, 60-79	22-49	.449	7-22	.318	9-16	.563	5-19-24	10	60	13	17	3	3	200	31
USC Upstate			24-52	.462	2-12	.167	3-9	.333	10-18-28	13	53	8	13	2	3	200	31
South Carolina	Nov. 25, 2022	W, 68-53	28-59	.475	4-18	.222	8-11	.727	13-21-34	15	68	10	8	4	5	200	28
at George Washington			30-59	.508	12-27	.444	7-10	.700	11-29-40	11	79	21	12	3	6	200	40
South Carolina	Nov. 30, 2022	L, 55-79	21-65	.323	8-25	.320	5-9	.556	15-20-35	11	55	13	11	4	5	200	20
at Georgetown			28-65	.431	3-18	.167	12-19	.632	15-21-36	14	71	10	9	2	13	205	37
South Carolina	Dec. 3, 2022	W, 74-71 (OT)	28-62	.452	10-31	.323	8-13	.615	15-24-39	19	74	18	16	0	3	205	26
Presbyterian			24-46	.522	5-13	.385	4-7	.571	5-20-25	13	57	11	11	2	3	200	33
South Carolina	Dec. 11, 2022	W, 68-57	27-55	.491	8-22	.364	6-10	.600	9-16-25	9	68	10	6	2	5	200	37
at UAB			30-67	.448	8-20	.400	16-17	.941	17-24-41	13	84	16	12	4	6	200	42
South Carolina	Dec. 14, 2022	L, 70-84	26-61	.426	10-25	.400	8-13	.615	12-20-32	17	70	15	14	4	4	200	28
East Carolina ^			22-44	.500	9-22	.409	11-20	.550	5-23-28	16	64	14	11	1	9	200	37
South Carolina	Dec. 17, 2022	L, 56-64	21-55	.382	6-24	.250	8-13	.615	15-20-35	15	56	6	12	1	5	200	18
Western Kentucky			20-55	.364	3-22	.136	15-25	.600	5-26-31	18	58	4	8	6	5	200	32
South Carolina	Dec. 22, 2022	W, 65-58	22-64	.344	9-28	.321	12-25	.480	17-34-51	22	65	10	10	2	2	200	34
Eastern Michigan			25-63	.397	10-28	.357	4-9	.444	10-20-30	15	64	9	8	3	6	200	30
South Carolina	Dec. 30, 2022	W, 74-64	28-63	.444	8-26	.308	10-17	.588	18-28-46	10	74	12	9	3	5	200	40
*at Vanderbilt			27-60	.450	7-19	.368	23-35	.657	14-30-44	15	84	13	13	7	3	200	34
South Carolina	Jan. 3, 2023	L, 79-84 (OT)	30-72	.417	9-29	.310	10-15	.667	14-24-38	25	79	11	11	1	4	200	32
*No. 8/9 Tennessee			35-68	.515	10-22	.455	5-7	.714	18-30-48	18	85	19	14	3	13	200	43
South Carolina	Jan. 7, 2023	L, 42-85	12-48	.250	4-26	.154	14-15	.933	7-14-21	11	42	5	18	5	10	200	21
*at Kentucky			29-57	.509	3-10	.300	7-14	.500	14-14-28	11	68	9	6	6	6	200	32
South Carolina	Jan. 10, 2023	W, 71-68	27-56	.482	11-20	.550	6-7	.857	15-17-32	15	71	11	15	1	2	200	42
*Texas A&M			34-62	.548	9-20	.450	17-21	.810	20-28-48	16	94	16	11	4	4	200	50
South Carolina	Jan. 14, 2023	L, 53-94	19-50	.380	6-22	.273	9-13	.692	5-11-16	17	53	9	12	2	7	200	18
*Ole Miss			23-50	.460	10-24	.417	14-26	.538	7-36-43	16	70	18	12	3	3	200	30
South Carolina	Jan. 17, 2023	L, 58-70	22-60	.367	6-24	.250	8-13	.615	5-26-31	20	58	9	9	1	6	200	20
*No. 16/17 Auburn			30-60	.500	3-17	.176	18-25	.720	10-25-35	16	81	20	9	4	8	200	39
South Carolina	Jan. 21, 2023	L, 66-81	20-56	.357	7-28	.250	19-24	.792	12-23-35	23	66	8	14	2	6	200	22
*at Florida			31-66	.470	7-27	.259	12-17	.706	6-30-36	16	81	21	5	9	10	200	34
South Carolina	Jan. 25, 2023	L, 60-81	22-60	.367	5-14	.357	11-19	.579	12-33-45	16	60	8	15	4	5	200	26
*at Georgia			28-56	.464	6-15	.400	23-29	.793	6-25-31	12	81	14	11	3	15	205	35
South Carolina	Jan. 28, 2023	L, 78-81 (OT)	28-68	.412	13-31	.419	9-14	.643	17-25-42	21	78	13	18	2	7	205	37
*Mississippi State			27-51	.529	3-12	.250	9-12	.750	11-22-33	14	66	18	16	4	11	200	32
South Carolina	Jan. 31, 2023	L, 51-66	18-53	.340	8-24	.333	7-14	.500	13-14-27	15	51	8	18	1	8	200	26
*Arkansas			26-55	.473	4-15	.267	9-13	.692	10-22-32	14	65	11	11	5	3	200	36
South Carolina	Feb. 4, 2023	L, 63-65	24-58	.414	7-19	.358	8-14	.571	13-21-34	13	63	12	10	3	6	200	27
*at Missouri			27-53	.509	12-25	.480	17-21	.810	10-18-28	15	83	17	10	1	9	200	41
South Carolina	Feb. 7, 2023	L, 74-83	26-50	.520	9-25	.360	13-21	.619	12-16-28	17	74	18	14	2	5	200	37
*at Ole Miss			20-54	.370	6-23	.261	15-22	.682	10-24-34	16	61	14	11	2	11	200	38
South Carolina	Feb. 11, 2023	W, 64-61	21-50	.420	9-25	.360	13-20	.650	9-25-34	15	64	12	15	2	6	200	35
*Vanderbilt			25-65	.385	10-37	.270	15-23	.652	19-29-48	13	75	14	9	3	4	200	38
South Carolina	Feb. 14, 2023	L, 64-75	21-58	.362	7-27	.259	15-18	.833	10-24-34	18	64	9	10	1	2	200	18
*at LSU			26-62	.419	7-21	.333	14-26	.538	16-20-36	19	73	9	6	5	5	299	31
South Carolina	Feb. 18, 2023	W, 82-73	25-54	.463	15-32	.469	17-18	.944	9-27-36	19	82	20	12	3	3	200	36
*No. 2/2 Alabama			27-62	.435	7-27	.259	17-25	.680	11-29-40	17	78	10	12	5	6	205	31
South Carolina	Feb. 22, 2023	L, 76-78 (OT)	30-62	.484	9-21	.429	7-13	.538	5-22-27	21	76	7	11	3	5	205	35
*at No.11/13 Tennessee			36-62	.581	10-23	.435	3-6	.500	12-22-34	8	85	29	4	3	7	200	38
South Carolina	Feb. 25, 2023	L, 45-85	19-54	.352	4-22	.182	3-7	.429	14-16-30	6	45	8	14	2	3	200	26
*at Miss. State																	
South Carolina																	
*Georgia																	
South Carolina	March 4, 2023																

BOLD - home game | *♣* - Charleston Classic (Charleston, S.C.) | *^* - Greenville Winter Inv. (Greenville, S.C.) | \* - indicates SEC contest



## 2022-23 SOUTH CAROLINA BASKETBALL

OVERALL: 10-19 // SEC: 3-13 // HOME: 6-8 // AWAY: 4-7 // NEUTRAL: 0-4

DATE	OPP.	W/L	SCORE	RECORD (SEC)	POINTS	REBOUNDS	ASSISTS	BLOCKS	STEALS	ATTENDANCE
11/8/22	SC State	W	80-77	1-0	Brown (21)	Jackson II (10)	Wright (4)	Gray (2)	Three tied (1)	12,012
11/11/22	Clemson	W	60-58	2-0	Carter Jr. (16)	Gray (10)	Carter Jr. (3)	Gray (3)	Carter Jr. // Jackson II (2)	13,380
11/17/22	&Colorado State	L	53-85	2-1	Jackson II (20)	Jackson II (7)	Johnson (4)	Brown // Gray (2)	Johnson (2)	5,017
11/18/22	&Davidson	L	60-69	2-2	Carter Jr. (26)	Jackson II (9)	Three tied (2)	Brown (3)	Jackson II (3)	3,459
11/20/22	&Furman	L	60-79	2-3	Jackson II (19)	Jackson II (6)	Johnson (5)	Three tied (1)	Three tied (1)	1,621
11/25/22	USC Upstate	W	68-53	3-3	Jackson II (22)	Brown (9)	BBV (4)	Jackson II (2)	BBV // Brown (2)	9,347
11/30/22	at George Washington	L	55-79	3-4	Carter Jr. (13)	Jackson II // BBV (6)	Wright (4)	Jackson II (3)	Five tied (1)	2,216
12/3/22	at Georgetown	W	74-71 (OT)	4-4	Jackson II (22)	Brown Jackson II (8)	Johnson (8)	-	Three tied (1)	5,391
12/11/22	vs. Presbyterian	W	68-57	5-4	Jackson II (18)	Gray (7)	Johnson (4)	Gray // BBV(1)	Carter Jr. (2)	9,276
12/14/22	at UAB	L	70-84	5-5	Jackson II (20)	Gray (7)	Johnson (7)	Gray // Jackson II (2)	Johnson (3)	5,126
12/17/22	^ECU	L	56-64	5-6	Brown (15)	Gray (7)	Johnson (3)	Gray (1)	Jackson II (2)	4,117
12/22/22	vs. Western Kentucky	W	65-58	6-6	Johnson (25)	Jackson II (16)	Wright // Carter (3)	Jackson II (2)	Brown // Davis (1)	9,163
12/30/22	vs. Eastern Michigan	W	74-64	7-6	Jackson II (24)	Jackson II (9)	Johnson // Wright (3)	Three tied (1)	Carter Jr. (2)	9,023
1/3/23	at Vanderbilt	L	79-84 (OT)	7-7 (0-1)	Carter Jr. (24)	Jackson II (7)	Carter Jr. (4)	Brown (1)	Jackson II (2)	6,344
1/7/23	vs. No. 8/9 Tennessee	L	42-85	7-8 (0-2)	Johnson (19)	Gray (5)	Davis (2)	Davis (2)	Four tied (2)	10,704
1/10/23	at Kentucky	W	71-68	8-8 (1-2)	Johnson (26)	Johnson (6)	Johnson (6)	Gray (1)	Brown // Wright (1)	19,393
1/14/23	vs. Texas A&M	L	53-94	8-9 (1-3)	Davis (13)	Jackson II // DHS (3)	Johnson (3)	Jackson II // Gray (1)	Davis // Wright (2)	10,883
1/17/23	vs. Ole Miss	L	58-70	8-10 (1-4)	Jackson II (15)	Jackson II (7)	Jackson II (3)	Gray (1)	Six tied (1)	9,171
1/21/23	vs. No. 16/17 Auburn	L	66-81	8-11 (1-5)	Jackson II (30)	Jackson II (8)	Johnson (5)	Jackson II (2)	Brown (3)	13,048
1/25/23	at Florida	L	60-81	8-12 (1-6)	Jackson II (20)	Gray (13)	Three tied (2)	Four tied (1)	Wright (2)	7,831
1/28/23	at Georgia	L	78-81 (OT)	8-13 (1-7)	Jackson II (18)	Brown (10)	Johnson (5)	Gray (2)	Jackson II (4)	10,523
1/31/23	vs. Miss. State	L	51-66	8-14 (1-8)	Jackson II (15)	Gray (14)	Three tied (2)	Gray (1)	Gray // Johnson (2)	9,129
2/4/23	vs. Arkansas	L	63-65	8-15 (1-9)	Gray // Johnson (20)	Gray (14)	Johnson // Wright (4)	Three tied (1)	Brown (4)	11,558
2/7/23	at Missouri	L	83-74	8-16 (1-10)	Jackson II (23)	Gray (7)	Johnson (5)	Brown // Bosmans-Verdonk (1)	Wright (2)	8,830
2/11/23	at Ole Miss	W	64-61	9-16 (2-10)	Brown (18)	Gray (13)	Wright (4)	Gray // Jackson II (1)	Brown // Davis (2)	5,928
2/14/23	vs. Vanderbilt	L	64-75	9-17 (2-11)	Johnson (19)	Gray (12)	Johnson // Wright (3)	Davis (1)	Brown // Davis (2)	8,906
2/18/23	at LSU	W	82-73	10-17 (3-11)	Johnson // Jackson II (20)	Jackson II (8)	Johnson (6)	Gray (2)	Brown (2)	9,024
2/22/23	vs. No. 2/2 Alabama	L	76-78 (OT)	10-18 (3-12)	Jackson II (20)	Gray (6)	Johnson (4)	Jackson II (2)	Davis (3)	11,242
2/25/23	at No. 11/13 Tennessee	L	45-85	10-19 (3-13)	Brown (18)	Gray (10)	Wright (3)	Jackson II (2)	Three tied (1)	20,273

♣ - Charleston Classic (Charleston, S.C.) | ^ - Greenville Winter Inv. (Greenville, S.C.) | \* - indicates SEC contest | home games in **bold**





Gregory "GG" Jackson II scored 12 points and Hayden Brown 10 for South Carolina.



South Carolina shot 42% in the second half while Furman shot 58%, going 7-of-13 from 3-point range. The Paladins finished at 51%, including 12-of-27 behind the arc.

South Carolina committed only eight turnovers.

South Carolina will play out of state for the first time this season when the Gamecocks travel to Washington, D.C., to play George Washington on Wednesday.

[illegible][illegible]

SEC	Official Basketball Score - Final													Game Time: 4:00 PM													
	USC Update at South Carolina													Game Duration: 1:48													
	110522 Coastal Carolina Arena, Columbia													Attendance: 5,347													
	©2022 USC Media Services																										
USC Update - 53																											
Record 24																											
NO. Name	Min.	FG	3P	FT	Reb	OR	DR	TO	Fouls	TP	AS	TO	ST	Blocks	Bkts	pts	Shooting By Period										
0 Kyndric Smith	F 15:30	2-3	0-0	0-0	1	2	1	2	4	4	1	0	2	1	0	2	10	3PT% 21.5% 52.0%									
1 Nick Adams	G 28:42	4-7	3-7	1-3	0-1	0	2	2	3	1	7	0	2	0	0	1	11	3PT% 26 33.3%									
11 Jordan Garney	G 24:08	6-12	1-2	1-2	0	0	3	0	13	1	1	2	1	0	0	13	3PT% 17 40.0%										
12 Trae Brooks Jr.	G 32:07	5-10	0-3	1-4	4	5	8	2	2	3	7	3	1	0	0	5	GAMF% 26 60.0%										
14 Floyd Redju Jr.	G 36:34	2-7	0-2	0-0	2	1	3	1	2	4	3	1	2	0	2	11	3PT% 00 0%										
2 Justin Bailey	25:00	1-1	0-1	2-3	0	1	1	1	1	4	0	0	0	0	0	2	GAMF% 26 42.0%										
2 Jordan Surratt	07:33	0-0	0-0	0-0	1	0	1	2	2	0	1	0	0	0	0	2	3PT% 2 12 55.7%										
26 Aaron Lusk	34:01	7-8	0-0	0-1	0	0	1	1	1	0	0	1	0	0	0	5	3PT% 39 33.3%										
28 Thomas Shields	05:56	0-1	0-1	0-0	1	1	1	0	0	0	1	0	0	0	0	0	Deaf Ball Rebounds: 3.3										
Team					0	2	2	0																			
Totals	24:52	2-12	3-9	1-3	10	18	23	13	53	5	8	13	3	2	4	15											
Technical Fouls: NONE																											
South Carolina - 48																											
Record 33																											
NO. Name	Min.	FG	3P	FT	Reb	OR	DR	TO	Fouls	TP	AS	TO	ST	Blocks	Bkts	pts	Shooting By Period										
10 Hayden Brown	F 30:20	6-9	0-1	0-3	3	6	9	5	22	15	2	1	2	0	0	12	3PT% 21.0% 35.7%										
23 Gregory "GG" Jackson Jr	G 31:04	8-14	3-6	3-4	1	5	6	2	3	22	11	3	2	0	0	18	3PT% 27 65.7%										
1 Benjamin Brooks-Venkov	G 20:52	4-7	0-0	0-0	3	4	7	2	2	8	4	2	2	1	1	22	3PT% 28 25.0%										
13 CJ Wright	G 37:47	5-12	0-3	0-1	0	2	2	2	12	10	0	1	0	1	0	17	3PT% 24 50%										
12 Zachary Davis	G 28:32	3-8	1-5	0-0	2	2	4	1	7	7	1	0	0	0	0	7	GAMF% 26 59 47.7%										
30 Josh Gray	02:42	0-0	0-0	0-1	0	0	0	1	1	1	0	0	0	0	0	0	3PT% 4 50 50.0%										
4 Fred Cooper Jr.	24:20	1-5	0-3	0-2	1	1	2	1	14	10	0	0	0	0	0	4	FT% 91 7										

	<b>55</b>	<b>GAME 7</b> Washington, D.C. Charles E. Smith Center Nov. 30, 2022 <i>Gamecocks shot just 32.3 percent compared to 50.8 percent for the Colonials</i>
	<b>79</b>	



**WASHINGTON (AP)** — James Bishop IV scored 15 of his 24 points in the first half when George Washington took a 20-point lead and didn't look back, beating South Carolina 79-55 on Wednesday night.

Bishop was 8-of-19 shooting, made 5 of 8 3-point attempts, and had eight assists for the Colonials (5-2), who shot 51%. Brendan Adams added four more 3-pointers and finished with 18 points while Ricky Lindo Jr. had 15.

Chico Carter Jr., who missed the Gamecocks' previous game, scored 13 points with three 3-pointers. Freshman Gregory "GG" Jackson II, who came in averaging over 17 points per game, finished with 11 on 4-of-17 shooting and had just two points in the first half when South Carolina (3-4) fell behind 40-20. The Gamecocks shot just 32%.

George Washington never trailed in the game and led by as many 35 in the second half.

The Colonials took their first win over a Power 5 team since beating Florida in the 2016 NIT quarterfinals.

	74	<b>GAME 8</b>
	71	Washington, D.C. Capital One Arena Dec. 3, 2022 <i>Gamecocks trailed by 11 at halftime and shot over 70 percent from 2-point range the final 25 minutes</i>

**WASHINGTON (AP)** — Meechie Johnson hit a long 3-point-er with 25.9 seconds to go and Georgetown missed two 3s in the closing seconds and South Carolina rallied to defeat the Hoyas 74-71 in overtime on Saturday.

After Jay Heath made two free throws for Georgetown to tie the game at 71 with 52.7 seconds left, South Carolina put up a 3 from the left corner but Benjamin Bosmans-Verdonk snagged the rebound and found Johnson on the right wing.

South Carolina (4-4) rallied from an 11-point second-half deficit behind Gregory "GG" Jackson II, who scored all 22 of his points after halftime. Johnson had 17 points, eight assists and seven rebounds. Hayden Brown added 16 points and matched Jackson's eight rebounds.

Heath had 23 points to lead the Hoyas (4-5), who have been outscored by 67 points in the second half of their five losses. Primo Spears added 18 points and Brandon Murray 13.

It was a wild finish at regulation. After South Carolina missed the front end of a one-and-one with 24 seconds left, Spears had a mean cross-over outside the left elbow that led to a pull-up jumper at the foul line to give Georgetown a 65-64 lead at 5.6 seconds.



South Carolina threw the ball away on a long pass. However, after lengthy review, it was determined that Heath pulled Brown's jersey, keeping him from reaching the throw. A flagrant-two foul call led to free throws for Brown at 3.8 seconds and he made 1 of 2 to tie it.

On the ensuing possession, Jackson missed a 10-foot turn-around jumper as time expired.

South Carolina shot 32% and had 10 turnovers to trail 37-26 at the half. Jackson came to life with two quick buckets and at one point scored 11-straight before Johnson hit a 3-pointer to make it a one-point game with 5:25 to play.

After a Georgetown turnover, Jackson fed Brown for a layup to put the Gamecocks up 62-61, their first lead since 10-7. Another turnover led to a Jacobi Wright basket for a 64-61 lead. But Murray scored with 1:02 to play and the then Spears gave the Hovas the lead.

Georgetown is home against Siena on Wednesday, South Carolina has a week off before hosting Presbyterian on Dec. 11.

	<b>68</b>	<b>GAME 9</b> <hr/> Columbia, S.C. Colonial Life Arena Dec. 11, 2022 <i>Trio of Jackson (18), Johnson (16) and Brown (14) combine for 48 of the team's 68 points</i>
	<b>57</b>	

**COLUMBIA, S.C. (AP)** — Freshman Gregory “GG” Jackson II scored 18 points, Meechie Johnson added 16 and South Carolina used a 14-0 run midway through the second half to pull away for a 68-57 win over Presbyterian on Sunday night.

Jackson has scored in double figures in each game as a member of the Gamecocks and went into the game leading the team in scoring (17.0 per game) and rebounding (7.5).

Jackson threw down a dunk with about 12 minutes remaining to spark the big run — including seven points by Hayden Brown — over the next 6 minutes that gave South Carolina a 55-44 lead. Marquis Barnett hit a 3-pointer that trimmed Presbyterian's deficit to 63-55 with 2:41 left, but the Blue Hose got no closer.

Brown, a graduate transfer who scored 1,402 career points for The Citadel over five seasons, finished with 14 points — 11 in the second half — for South Carolina (5-4).

Winston Hill made 8 of 10 from the field and led Presbyterian (2-9) with 18 points and five assists. Terrell Ard Jr. added 13 points on 6-of-13 shooting.


South Carolina committed a season-low six turnovers.

Benjamin Bosmans-Verdonk made back-to-back baskets before he blocked a shot by Ard that led to a fast-break dunk by Jackson to give South Carolina a 6-0 lead less than 90 seconds into the game.

Jackson and Johnson scored five points apiece — and each hit a 3-pointer — in a 10-3 spurt that made it 16-5 with 14 minutes left in the first half. Jackson made another 3 to give the Gamecocks a 13-point lead with 5 minutes before halftime but Presbyterian scored 11 straight points before a Jackson layup made it 37-33 at the break.

Owen McCormack hit a 3 and Trevon Reddish-Rhone followed with four consecutive points to open the second half — while South Carolina missed its first six shots — to give the Blue Hose their first lead of the game at 40-37 with 17 minutes to play.

## GAME 7



Official Basketball Box Score - Final

South Carolina at George Washington

110303 Charles E. Smith Center - Washington, DC

2020-21 Women's Basketball

Game Time: 1:30 PM

Game Duration: 1:00

Attendance: 1,200

South Carolina - 55

George Washington - 39

Officials: AJ. Dessi, Doug Ambrose, Chuck Jones

Record: 3-4

NO. Name	Min	FG	3P	FT	Rebounds	Fouls	TP	AS	TO	ST	Blocks	+/-	Shooting By Period				
10 Hayden Brown	28:27	4-8	0-1	0-0	5	5	1	8	1	5	1	0	1-14	3PT	3-11	23.0%	
3 Gregory "GG" Jackson II	26:28	4-17	1-5	2-3	3	3	1	3	1	0	0	3	3-23	FT	1-5	20%	
31 Benjamin Bonams-Lane	19:38	1-6	0-0	1-4	5	1	6	0	3	3	0	0	0-7	2PFG	1-3	40.0%	
1 Jacob Wright	G2:55	0-5	0-2	0-0	1	3	4	0	0	2	1	0	0-6	3PT	1-4	35.7%	
2 Chico Carter Jr.	G2:51	0-8	3-4	2-2	0	1	1	1	1	1	3	1	0	1-37	FT	4-4	90.0%
5 Meesha Johnson	21:58	2-8	0-6	0-0	2	2	1	6	3	1	0	0	0-1	GMFG	2-65	3.20%	
33 Josh Gray	15:00	2-2	0-0	0-0	2	1	3	4	0	0	0	0	0-1	FT	5-5	32.0%	
12 Zachary Davis	14:06	2-3	0-1	0-0	1	2	3	1	0	1	0	0	0-7	Best Shooting By Period			
4 Ford Cooper Jr.	13:14	1-5	0-1	0-0	2	2	2	3	3	4	1	0	0	1-11	3PT	5-10	50.0%
21 Jayla Benson	04:34	1-2	1-2	0-0	1	1	0	0	3	0	0	0	0-1	GMFG	3-28	66.7%	
14 CJ Spivean	03:54	0-1	0-0	0-0	0	1	1	0	0	1	5	1	0	1-4	FT	5-6	35.0%
Team														Best Shooting By Period			
Totals		21:45	6-25	15-30	35	11	11	55	13	5	4	3	24	Technical Fouls:-NONE			

George Washington - 79

Technical Fouls:-NONE

NO. Name	Min	FG	3P	FT	Rebounds	Fouls	TP	AS	TO	ST	Blocks	+/-	Shooting By Period				
4 Rickey Lund Jr.	31:09	6-8	1-3	2-2	3	3	2	6	2	1	2	0	0	1-26	3PT	5-15	33.3%
13 Hunter Dean	26:38	4-4	0-0	0	1	2	1	8	3	0	1	0	1	2-12	FT	5-7	78.6%
2 Maximus Edwards	G30:15	2-6	0-0	2	6	8	0	5	1	2	1	1	0	2-14	2PFG	1-59	51.7%
30 Jordan Adams	G30:03	7-14	4-9	0-0	1	4	5	0	0	0	0	0	0	3-24	3PT	7-14	50.0%
11 James Bridges	G33:31	5-9	5-8	0-0	3	3	3	1	2	4	0	0	1	3-24	FT	2-3	66.7%
21 Noel Brown	10:35	1-1	0-0	0-0	1	2	3	2	1	0	0	0	0	7	GMFG	3-59	50.8%
1 E.J. Clark	16:02	0-3	0-2	0-0	3	3	3	2	2	1	0	0	0	10	3PT	12-17	44.1%
30 Oweini Samuels	09:51	2-2	1-1	0-0	0	3	3	0	0	0	0	0	0	2	FT	7-10	70.0%
14 Keegan Hanger	01:42	0-1	0-0	0-0	1	1	1	0	1	0	0	0	0	0	Best Shooting By Period		
Team														Best Shooting By Period			
Totals		50:59	12-27	11-30	22	24	40	79	21	12	6	3	4	24	Technical Fouls: SC: 2 <sup>nd</sup> 19:18		

SCAR

GW

Biggest Lead

0 (1<sup>st</sup> 20:00) 35 (2<sup>nd</sup> 14:17)

Best Scoring Run

12 (2<sup>nd</sup> 4:14) 12 (4<sup>th</sup> 2:27)

Lead Changes

0

Times Tied

0

Time with Lead

00:00 38:45

Bench

20 23

Period

1 2 3 4

Period

1 2 3 4

Period

1 2 3 4

Period

1 2 3 4

Period

1 2 3 4

Period

1 2 3 4

Period

1 2 3 4

Period

1 2 3 4

Period

1 2 3 4

Period

1 2 3 4

Period

1 2 3 4

Period

1 2 3 4

Period

1 2 3 4

Period

1 2 3 4

Period

1 2 3 4

Period

1 2 3 4

Period

1 2 3 4

Period

1 2 3 4

Period

1 2 3 4

Period

1 2 3 4

Period

1 2 3 4

Period

1 2 3 4

Period

1 2 3 4

Period

1 2 3 4

Period

1 2 3 4

Period

1 2 3 4

Period

1 2 3 4

Period

1 2 3 4

Period

1 2 3 4

Period

1 2 3 4

Period

1 2 3 4

Period

1 2 3 4

Period

1 2 3 4

Period

1 2 3 4

Period

1 2 3 4

Period

1 2 3 4

Period

1 2 3 4

Period

1 2 3 4

Period

1 2 3 4

Period

1 2 3 4

Period

1 2 3 4

Period

1 2 3 4

Period

1 2 3 4

Period

1 2 3 4

Period

1 2 3 4

Period

1 2 3 4

Period

1 2 3 4

Period

1 2 3 4

Period

1 2 3 4

Period

1 2 3 4

Period

1 2 3 4

Period

1 2 3 4

Period

1 2 3 4

Period

1 2 3 4

Period

1 2 3 4

Period

1 2 3 4

Period

1 2 3 4

Period

1 2 3 4

Period

1 2 3 4

Period

1 2 3 4

Period

1 2 3 4

Period

1 2 3 4

Period

1 2 3 4

Period

1 2 3 4

Period

1 2 3 4

Period

1 2 3 4

Period

1 2 3 4

Period

1 2 3 4

Period

1 2 3 4

Period

1 2 3 4

Period

1 2 3 4

Period

1 2 3 4

Period

1 2 3 4

Period

1 2 3 4

Period

1 2 3 4

Period

1 2 3 4

Period

1 2 3 4

Period

1 2 3 4

Period

1 2 3 4

Period

1 2 3 4

Period

1 2 3 4

Period

1 2 3 4

Period

1 2 3 4

Period

1 2 3 4

Period

1 2 3 4

Period

1 2 3 4

Period

1 2 3 4

Period

1 2 3 4

Period

1 2 3 4

Period

1 2 3 4

Period

1 2 3 4

Period

1 2 3 4

Period

1 2 3 4

Period

1 2 3 4

Period

1 2 3 4

Period

1 2 3 4

Period

1 2 3 4

Period


1 2 3 4

Period

1 2 3 4

</

## GAME 8



Official Basketball Box Score - Final

South Carolina at Georgetown

12/02/22 Mont Air Oval, Washington

2022-23 Men's Basketball

Game Time: 12:00 PM

Game Duration: 2:22

Game Location: 2022-23 Men's Basketball

South Carolina - 74

Georgetown - 71

Record: 4-0

Technical Fouls: NONE

Shooting By Period

1st FGM 14/31 45.2%

2nd FGM 12/26 46.2%

3rd FGM 12/26 46.2%

4th FGM 12/26 46.2%

5th FGM 12/26 46.2%

Rebounds

1st REB 14/31 45.2%

2nd REB 12/26 46.2%

3rd REB 12/26 46.2%

4th REB 12/26 46.2%

5th REB 12/26 46.2%

Points Per Game

1st PPG 14/31 45.2%

2nd PPG 12/26 46.2%

3rd PPG 12/26 46.2%

4th PPG 12/26 46.2%

5th PPG 12/26 46.2%

Steals

1st STL 14/31 45.2%

2nd STL 12/26 46.2%

3rd STL 12/26 46.2%

4th STL 12/26 46.2%

5th STL 12/26 46.2%

Blocks

1st BLK 14/31 45.2%

2nd BLK 12/26 46.2%

3rd BLK 12/26 46.2%

4th BLK 12/26 46.2%

5th BLK 12/26 46.2%

Turnovers

1st TO 14/31 45.2%

2nd TO 12/26 46.2%

3rd TO 12/26 46.2%

4th TO 12/26 46.2%

5th TO 12/26 46.2%

Free Throws

1st FT 14/31 45.2%

2nd FT 12/26 46.2%

3rd FT 12/26 46.2%

4th FT 12/26 46.2%

5th FT 12/26 46.2%

Three Pointers

1st 3PT 14/31 45.2%

2nd 3PT 12/26 46.2%

3rd 3PT 12/26 46.2%

4th 3PT 12/26 46.2%

5th 3PT 12/26 46.2%

Double Dunks

1st DD 14/31 45.2%

2nd DD 12/26 46.2%

3rd DD 12/26 46.2%

4th DD 12/26 46.2%

5th DD 12/26 46.2%

Fast Breaks

1st FB 14/31 45.2%

2nd FB 12/26 46.2%

3rd FB 12/26 46.2%

4th FB 12/26 46.2%

5th FB 12/26 46.2%

Timeouts

1st TO 14/31 45.2%

2nd TO 12/26 46.2%

3rd TO 12/26 46.2%

4th TO 12/26 46.2%

5th TO 12/26 46.2%

Substitutions

1st SUB 14/31 45.2%

2nd SUB 12/26 46.2%

3rd SUB 12/26 46.2%

4th SUB 12/26 46.2%

5th SUB 12/26 46.2%

Player Fouls

1st PF 14/31 45.2%

2nd PF 12/26 46.2%

3rd PF 12/26 46.2%

4th PF 12/26 46.2%

5th PF 12/26 46.2%

Game Summary

1st GS 14/31 45.2%

2nd GS 12/26 46.2%

3rd GS 12/26 46.2%


4th GS 12/26 46.2%

5th GS 12/26 46.2%

Game Notes

1st GN 14/31 45.2

## GAME 9



Official Baseball Bat Score- Final

Game Time: 1:01:11

Game Duration: 1:00:00

Attendance: 133

Admission: \$15

Presbyterian at South Carolina

12/13/2023 Elgin, Virginia, Columbia

2023 1st Men's Baseball

Presbyterian - 57

Record: 2-9

NO. Name	Min	PA	FG	3P	FT	Rebounds	Fouls	TP	AS	TS	Blocks	+
13 Terrell Aird	F	31:25	61:13	1-2	0-0	2 4 6	1	10	3	3	1	-1
15 Owen McCormack	F	12:33	51:1	1-1	0-0	0 0 0	1	3	0	0	0	-1
0 Crosby James	G	34:32	39:1	4-4	1-2	0 1 1	1	8	1	1	1	-1
10 Marquis Barnett	G	32:18	27:14	0-0	0 0 6	6 3	1	1	0	1	1	0
23 Owen Reddish-Rhodes	G	38:54	24:0	1-1	0-0	0 0 0	1	1	0	0	0	0
4 Winston Hill	27:02	4:00	0-1	0-0	1-3	0 0 16	5	2	1	0	0	-3
3 Kobe Stewart	23:32	4:21	1-1	0-0	2 2 2	0 0 5	2	1	0	1	0	-1
Team						1 1 1 2						
Totals			24-46	5-13	4-7	5 20 25	13	9	5	11	3	2 2 11

Shooting By Period

1st FOG 14-27 51.9%

3PT% 37 42.9%

FT% 24 50%

2nd FOG 10-19 52.6%

3PT% 26 33.3%

FT% 23 69.0%

3rd FOG 22-33 66.7%

3PT% 13 33.3%

FT% 47 57.1%

4th FOG 24-46 52.2%

3PT% 5-13 38.5%

FT% 47 57.1%

Dead Ball Rebounds: 2

South Carolina - 68

Record: 5-4

NO. Name	Min	PA	FG	3P	FT	Rebounds	Fouls	TP	AS	TS	Blocks	+
10 Hayden Brown	F	35:16	61:11	2-4	0-0	0 3 3	1	4	4	3	1	0
3 Gregory "GG" Jackson II	F	38:52	6:12	2-6	4-6	1 4 5	0	4	18	0	0	-3
21 Benjamin Bonner-Verdon	F	03:55	2:4	0-0	0 0 2	3 1 4	0	0	1	0	1	0
6 Garretts D. Jr	G	36:28	24:1	2-4	0-0	2 2 4	1	1	1	6	0	1
2 Micheal Carter	G	37:48	7:17	2-8	1-1	2 3 0	1	1	16	4	1	1
5 Chico Johnson	G	20:56	1:2	0-0	0 0 0	0 0 0	1	0	0	0	1	1
33 Jaden Gray	G	22:56	6:0	0-1	0 0 0	0 0 0	0	6	3	0	0	0
1 Jacob Wright	G	23:59	3:0	0-0	0 0 0	0 0 0	1	0	0	0	0	0
44 Ford Cooper Jr.	J	02:36	0:0	0-0	0 0 0	0 0 0	1	0	0	0	0	0
Team						0 1 1 1						
Totals			27-55	8-22	6-9	10 16 25	9	13	69	10	2 2 11	

Technical Fouls: NONE

		PRE		USC		Points from Turnovers		PRE		USC	
Biggest Lead		3 (2 14 7) 0-1		15 (18 8) 0-0		10 14		1st		2nd	
Best Scoring Run		11 (1 10 46) 14 (2 62) 8-0				36 36		PRE		34 27	
Lead Changes		4				3 12		USC		37 31	
Ties		0				2nd Breaks		4 8			
Time with Lead		07:13 1 32:27				Bench		3 12			

Shooting By Period

1st FOG 15-27 55.6%

3PT% 50 50.0%

FT% 26 33.3%

2nd FOG 10-19 52.6%

3PT% 26 33.3%

FT% 23 69.0%

3rd FOG 22-33 66.7%

3PT% 13 33.3%

FT% 47 57.1%



4th FOG 24-46 52.2%

3PT% 5-13 38.5%

FT% 47 57.1%

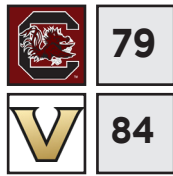
Dead Ball Rebounds: 2



	<b>65</b>	<b>GAME 12</b>
	<b>58</b>	Columbia, S.C. Colonial Life Arena Dec. 22, 2022 <i>Sophomore guard had 15 points in the first half, going 6-of-11 from downtown</i>



**GAME 13**  
Columbia, S.C.  
Colonial Life Arena  
Dec. 30, 2022  
*Freshman sensation scored a career-high 24 points, his fifth 20-point game of the season*



**GAME 14**  
Nashville, Tenn.  
Memorial Gym  
Jan. 3, 2023  
*Chico Carter Jr. led South Carolina with 24 points*



**GAME 15**  
Columbia, S.C.  
Colonial Life Arena  
Jan. 7, 2023  
*Meechie Johnson scored 19 points to lead the Gamecocks*

**COLUMBIA, S.C. (AP)** — Gregory Jackson II threw down three dunks in the first half and knocked down four 3-pointers in the second to score a career-high 24 points and help South Carolina power its way past Eastern Michigan, 74-64 on Friday night.

The game featured a pair of highly rated recruits. Jackson, originally the top-rated recruit in the Class of 2023 before reclassifying himself and committing to South Carolina for the 2022-23 season, finished with a career-high 24 points. Sophomore Emoni Bates, the No. 3 recruit from the Class of 2021 who played at Memphis as a freshman, hit 8 of 15 from 3-point range and posted a career-high 36 points to lead Eastern Michigan.

Jackson, who turned 18 years old December 17 and is the highest-rated recruit in program history, was 9 of 19 from the field and hit 4 of 9 from beyond the arc while pulling down nine rebounds.

South Carolina built a 10-point lead in the first half and held a 40-30 advantage at intermission.

Chico Carter Jr. had 15 points for the Gamecocks (7-6). Meechie Johnson added 10 points, six rebounds and three assists.

Eastern Michigan had trouble finding offense outside of Bates, who shot 13 of 25 from the field, including 8 of 15 from distance, and was the only player to reach double-figure scoring. As a team the Eagles were 25 of 63 from the field (39.7%).

**NASHVILLE, Tenn. (AP)** — Reserve Ezra Manjon scored 24 points and fellow backup Liam Robbins scored 22 points and Vanderbilt used overtime to create safe space for an 84-79 win over South Carolina on Tuesday night.

In an SEC opener for both teams, Vanderbilt (8-6, 1-0) built its largest lead of the game at 82-75 with 21 seconds left in the extra session.

Despite their 22-for-35 effort from the free-throw line, the Commodores went 12 for 15 from the line in overtime to seal it with Manjon and Robbins the only Vandy players going to the line.

Reserve Jordan Wright scored 13 points for Vanderbilt, which saw its bench account for 64 points. Tyrin Lawrence was the only starter to score in double figures with 10 points.

South Carolina tied it at the end of regulation on its frantic final possession when Meechie Johnson found a wide-open Hayden Brown who laid it in underneath the basket without landing on the ground upon the receiving the pass with 3 seconds left.

Johnson recovered the loose ball after Robbins blocked Chico Carter Jr.'s 3-point attempts with a second left. Carter recovered the long rebound after Johnson missed a deep 3 with four seconds left.

Robbins' put-back basket following Manjon's miss on a reverse-layup attempt put Vanderbilt ahead 63-61 with 3:20 left, its first lead in more than 13 minutes.

Carter scored 24 points, Johnson 18, Gregory Jackson II 13 and Brown 12 for the Gamecocks (7-7, 0-1).

South Carolina coach Lamont Paris was seeking to become the first coach in program history to win his first SEC road opener. The Gamecocks joined the league in 1991-92.

South Carolina host No. 8 Tennessee on Saturday.

**COLUMBIA, S.C. (AP)** — Olivier Nkamhoua scored a season-high 21 points on 10-of-10 shooting and No. 8 Tennessee dominated from the start for an 85-42 victory over South Carolina on Saturday.

The Vols (13-2) started 3-0 in the Southeastern Conference for the first time in four seasons and showed the depth and talent to think that streak in the rugged league could continue.

Nkamhoua, a 6-foot-9 senior forward, led Tennessee with 10 rebounds for his second double-double this season.

Nkamhoua, who went 5 for 5 for 10 points in an 83-57 win over Mississippi State on Tuesday, continued his run of perfection against the Gamecocks.

He was a major part in the Vols' quick start, scoring seven points the first 10 minutes as Tennessee built a 24-7 lead on the way to its ninth victory in the past 10 games with South Carolina (7-8, 0-2).

The Vols broke out to a 15-3 lead and never looked back.

South Carolina missed 10 of 11 shots during one stretch and settled for outside shots, which the Gamecocks struggled to connect on as they were 1 of 13 on 3s the first 20 minutes.

Tennessee took advantage of South Carolina's defensive lapses to build a 43-21 lead at the break.

Nkamhoua hit all five of his shots and the Vols shot 60.7% (17 of 28) in the opening half.

Tennessee was in such command that coach Rick Barnes called a timeout — the Vols led 40-21 — with 15.5 seconds before halftime to practice a late-game situation. It worked perfectly as the Vols worked the ball around to Santiago Vescovi, who drained an uncontested 3-pointer as the clock ran out.

Jonas Aidoo had 15 points, while Vescovi and Josiah-Jordan James added 12 apiece for the Vols, who shot better than 50% for the third time in the past four games.

Meechie Johnson had 19 points for South Carolina.

## GAME 13

Official Basketball Box Score - Final															Game Time: 7:00 PM			
Eastern Mich. at South Carolina															Game Duration: 1:49			
12/30/22 Colonial Life Arena, Columbia, SC															Attendance: 1,023			
2022-23 Men's Basketball															Officials: Mike Nance, Todd Austin, Michael Wallace			
Eastern Mich. - 64																		
Record: 3-10																		
NO.	Name	Min	FG	3P	FT	Rebounds	Fouls	TP	AS	TO	ST	Blocks	pts	plus/minus	Shooting By Period			
			MA	MA	MA	OR	DR	FF	FD	PF	PF	BS	BA	+	1st	2nd		
4	Jalen Blevinsley	22:20	3-4	0-0	1-5	0	1	1	1	3	7	1	0	0	-12	1st FG	12-29 41.4%	
23	Lagard Greeter	F 21:03	0-3	0-0	1-2	3	1	4	1	2	1	0	1	1	-10	3PT	3-15 20.0%	
2	Noah Farrahman	D 20:30	3-10	0-4	0-0	1	2	3	0	6	2	1	0	0	-6	FT	3-5 60%	
5	Tyson Acuff	G 24:49	3-12	1-7	0-0	0	4	4	1	2	7	2	2	1	-10	2nd FG	10-24 38.8%	
21	Emoni Bates	G 37:21	13-25	8-15	2-2	1	5	6	2	3	36	2	2	1	0	-4	3PT	7-13 53.8%
35	Jarante Randle	18:57	1-3	0-0	0-0	2	5	7	3	0	2	0	1	0	0	-1	FT	1-4 25%
10	Orlando Loveley	20:56	0-1	0-0	0-0	0	0	0	0	4	0	0	0	0	0	-1	GM FGM	25-63 39.7%
22	Yusuf Shad	17:51	2-5	1-2	0-0	0	1	1	0	0	0	0	0	0	2	7	3PT	10-28 35.7%
4	Kevin David Rice	06:24	0-0	0-0	0-0	0	0	0	0	1	0	0	0	0	0	-9	FT	4-9 44.4%
Team		3 1 4 0 0 0													Dead Ball Rebounds: 4-0			
Totals		25-63 10-28 4-9 10 20 30 15 10 64 9 8 6 3 3 10													Technical Fouls:NONE			
South Carolina - 74																		
Record: 7-6																		
NO.	Name	Min	FG	3P	FT	Rebounds	Fouls	TP	AS	TO	ST	Blocks	pts	plus/minus	Shooting By Period			
			MA	MA	MA	OR	DR	FF	FD	PF	PF	BS	BA	+	1st	2nd		
10	Hayden Brown	F 32:45	1-5	0-2	6-10	1	5	6	2	8	8	0	1	0	4	1st FG	17-31 54.8%	
23	Gregory "GG" Jackson II	F 29:55	9-19	4-9	2-2	4	5	9	1	2	24	0	4	0	0	3PT	3-10 30.0%	
31	Bergamin Bosmans-Vendok	F 14:23	0-0	0-0	0-1	1	1	2	2	1	0	2	3	0	0	FT	3-4 75%	
2	Chico Carter, Jr.	G 28:53	6-7	2-3	1-2	1	0	1	1	2	15	1	0	2	0	-3	2nd FG	11-22 34.1%
5	Meechie Johnson	G 30:37	4-13	1-7	1-2	1	5	6	1	1	10	3	1	1	9	3PT	5-16 31.3%	
11	Jacob Wright	28:18	2-6	1-2	0-0	0	6	6	2	1	5	3	1	1	4	FT	7-13 53.8%	
33	Josh Gray	05:39	0-1	0-0	2	1	3	1	0	0	0	0	0	0	3	GM FGM	28-63 44.4%	
12	Zachary Davis	14:45	2-3	0-1	0-0	3	3	6	0	0	4	1	0	0	8	3PT	8-26 30.8%	
20	Daniel Hawkins-Sanford	11:20	0-1	0-0	2	1	3	0	0	0	0	0	0	0	1	FT	1-1 50.0%	
44	Ford Cooper Jr.	03:25	0-1	0-0	0-0	0	1	0	0	0	0	0	0	0	-2	Dead Ball Rebounds: 4-1		
Team		3 0 3 0 0 0																
Totals		28-63 10-28 10-17 18 28 46 10 15 74 12 9 5 3 3 10													Technical Fouls:NONE			
Vanderbilt - 84																		
Record: 8-1 (0-1)																		
NO.	Name	Min	FG	3P	FT	Rebounds	Fouls	TP	AS	TO	ST	Blocks	pts	plus/minus	Shooting By Period			
			MA	MA	MA	OR	DR	FF	FD	PF	PF	BS	BA	+	1st	2nd		
1	Colin Smith	F 15:56	1-5	1-5	0-0	3	1	4	1	1	3	2	0	0	0	1st FG	13-27 48.1%	
10	Myles Stute	F 30:18	2-7	1-5	0-0	1	7	8	3	0	5	1	0	0	0	3PT	5-10 50.0%	
42	Quentin Milore Brown	F 18:16	1-1	0-0	0-0	4	3	7	2	2	0	0	0	0	-5	FT	3-4 75%	
12	Tyren Lawrence	G 33:54	5-11	1-3	3-7	0	3	3	4	4	0	0	1	0	-9	2nd FG	10-20 50.0%	
12	Trey Thomas	G 15:44	0-2	0-1	0-0	1	1	2	0	0	0	0	0	0	-5	3PT	2-6 33.3%	
4	Jordan Wright	29:45	4-9	3-4	2-4	0	3	3	2	13	3	0	0	0	6	FT	2-3 66.7%	
5	Ezra Manjon	32:21	6-13	0-0	8-9	0	4	4	3	6	24	3	3	0	0	GM FGM	27-60 45.0%	
21	Liam Robbins	28:44	6-8	0-0	10-15	3	7	1	0	10	2	4	0	1	0	3PT	8-20 40.0%	
2	Noah Shelby	08:12	1-1	1-1	0-0	0	0	0	0	0	3	0	0	0	0	FT	1-2 50.0%	
20	Emmanuel Amang	11:30	1-2	0-0	0-0	1	2	3	0	0	2	0	1	0	0	Dead Ball Rebounds: 6-0		
Team		1 2 3 0 0 0 2																
Totals		27-60 7-19 25-35 14 24 38 25 15 79 11 11 4 1 7 15													Technical Fouls:NONE			
Tennessee - 85																		
Record: 13-2 (0-0)																		
NO.	Name	Min	FG	3P	FT	Rebounds	Fouls	TP	AS	TO	ST	Blocks	pts	plus/minus	Shooting By Period			
			MA	MA	MA	OR	DR	FF	FD	PF	PF	BS	BA	+	1st	2nd		
2	Julian Phillips	F 24:39	3-4	1-2	0-1	1	5	6	2	8	8	0	1	0	4	1st FG	13-27 48.1%	
10	Myles Stute	F 30:18	2-7	1-5	0-0	1	7	8	3	0	5	1	0	0	0	3PT	5-10 50.0%	
42	Quentin Milore Brown	F 18:16	1-1	0-0	0-0	4	3	7	2	2	0	0	0	0	-5	FT	3-4 75%	
12	Tyren Lawrence	G 33:54	5-11	1-3	3-7	0	3	3	4	4	0	0	1	0	-9	2nd FG	10-20 50.0%	
12	Trey Thomas	G 15:44	0-2	0-1	0-0	1	1	2	0	0	0	0	0	0	-5	3PT	2-6 33.3%	
4	Jordan Wright	29:45	4-9	3-4	2-4	0	3	3	2	13	3	0	0	0	6	FT	2-3 66.7%	
5	Ezra Manjon	32:21	6-13	0-0	8-9	0	4	4	3	6	24	3	3	0	0	GM FGM	27-60 45.0%	
21	Liam Robbins	28:44	6-8	0-0	10-15	3	7	1	0	10	2	4	0	1	0	3PT	8-20 40.0%	
2	Noah Shelby	08:12	1-1	1-1	0-0	0	0	0	0	0	3	0	0	0	0	FT	1-2 50.0%	
20	Emmanuel Amang	11:30	1-2	0-0	0-0	1	2	3	0	0	2	0	1	0	0	Dead Ball Rebounds: 6-0		
Team		1 2 3 0 0 0 2																
Totals		27-60 7-19 25-35 14 24 38 25 15 79 11 11 4 1 7 15													Technical Fouls:NONE			

EMU

USC

Biggest lead

2 (1<sup>st</sup> 19:32) 4 (1<sup>st</sup> 6:31)

Best Shooting Run

4 (2<sup>nd</sup> 1:06) 6 (1<sup>st</sup> 9:53)

Lead Changes

2

Times Tied

2

Time with Lead

02:58 35:30

Points From

Turnovers 7 14

Points From

Paint 10 34

Second Chance

6 12

Fast Breaks

6 10

Bench

7 17

Period in Period 2nd

1st 2nd TOT

EMU

30 34 64

USC

40 34 74

	<b>71</b>
	<b>68</b>

**GAME 16**  
Columbia, S.C.  
Colonial Life Arena  
Jan. 14, 2023  
*Gamecocks win at Rupp for first time since 2009; Johnson scores career-high 26*

**LEXINGTON, Ky.** – Meechie Johnson hit six 3-pointers and scored a career-high 26 points to lead South Carolina over Kentucky 71-68, winning at Rupp Arena for the first time in 14 years and giving coach Lamont Paris his first SEC victory.

The win was just the third for the Gamecocks (8-8, 1-2) in 31 games at Kentucky (10-6, 1-3) and the first at Rupp Arena since January 2009.

Kentucky had its SEC-leading 28-game home win streak snapped in what has been a decidedly disappointing start to the season with its worst start in SEC play since 1986-87.

Gregory "GG" Jackson II added 16 points for the Gamecocks, who shot 48%, making 11 of 20 3-point attempts, outscoring the Wildcats 21-12 on second-chance points and surviving 15 turnovers.

Oscar Tshiebwe scored 19 points and grabbed 12 rebounds, his ninth double this season for Kentucky. CJ Fredrick added 14 points and Antonio Reeves 13, both off the bench. The Wildcats shot 51% but made just 3 of 10 from the arc and 7 of 14 from the line.

Kentucky was missing forward Jacob Toppin with a right shoulder injury and guard Cason Wallace left midway through the first half with a lower back issue. Both are double-figure scorers. Toppin's status is day-to-day.

South Carolina led throughout and was up by 12 with 13 minutes remaining. Kentucky made a couple of runs at the Gamecocks and got within a point with 51 seconds to go after a 10-0 surge with Reeves and Fredrick hitting 3-pointers. Johnson then lost an inbound pass out of bounds with 20.2 left, the fourth turnover during the Wildcats' run. But Kentucky missed a pair of 3-point attempts to end the game.

Both teams were coming off lopsided losses to top-10 teams, Kentucky falling to Alabama 78-52 and South Carolina losing to Tennessee 85-42. But only the Gamecocks responded at the start, taking a 21-6 lead in the first seven minutes and a 42-32 halftime edge after shooting 57% with Johnson scoring 16 points.

## GAME 16

Official Basketball Box Score - Final														
South Carolina at Kentucky														
01/14/23 Rupp Arena, Lexington														
2023-24 Men's Basketball														
Game Time: 1:00 PM														
Game Duration: 2:04														
Attendance: 13,353														
Officials: Anthony Jordan, Rob Ruck, Brian Doney														
South Carolina - 71														
Record: 8-8 (1-2)														
NO. Name	Min	FG	3P	FT	Rebounds	Fouls	TP	AS	TO	ST	Blocks	BB	BA	+
10 Hayden Brown	26:36	5-14	1-5	0-0	3 2 5	3	11	1	2	1	0	1	1	4
23 Gregory "GG" Jackson II	34:54	6-10	2-2	2-3	1 2 3	0	5	16	1	1	0	0	1	-3
33 Josh Gray	24:14	2-6	0-0	1 2 3	2 0 4	1	4	1	3	0	1	1	1	1
2 Chico Carter, Jr.	31:46	1-4	1-2	0-0	0 1 1	1	0	5	1	0	0	0	2	2
5 Meechie Johnson	35:07	9-16	0-0	2-2	4 4 6	1	2	26	6	5	0	0	0	10
12 Zachary Davis	07:00	1-1	0-0	0-0	1 3 4	0	0	2	0	0	0	0	0	5
31 Benjamin Bosmans-Vetkost	12:04	0-0	0-0	0-0	0 0 0	3	0	0	2	0	0	0	0	5
1 Jacob Wright	17:00	1-3	0-0	2-2	3 0 3	1	1	4	0	0	1	0	1	-3
30 Daniel Hawkins-Sanford	11:17	2-2	1-1	0-0	0 0 0	2	0	5	0	0	0	0	0	2
<b>Team</b>					4 9 7	0	3							
<b>Totals</b>	27:56	11-20	6-7	15-17	32	15	11	71	11	15	2	1	6	3
Technical Fouls: NONE														
Kentucky - 68														
Record: 10-6 (1-3)														
NO. Name	Min	FG	3P	FT	Rebounds	Fouls	TP	AS	TO	ST	Blocks	BB	BA	+
4 Dameron Collins	21:13	1-4	0-0	0-1	2 2 4	1	1	2	1	1	1	3	1	9
24 Chris Livingston	13:59	1-3	0-0	0-4	1 2 3	2	0	2	0	1	0	1	0	-3
34 Oscar Tshiebwe	44:00	6-11	0-0	7-10	7 5 12	18	19	1	1	3	1	0	1	-3
2 Sahvir Wheeler	40:00	5-11	0-1	0-3	0 3 3	2	3	10	3	2	0	0	3	-3
2 Cason Wallace	08:26	2-3	0-0	0-0	0 0 0	1	0	4	1	0	0	0	0	13
55 Lance Ware	18:47	2-3	0-0	0-0	2 1 3	0	1	4	2	1	0	0	0	12
12 Antonio Reeves	27:52	1-3	1-5	0-0	1 1 2	3	1	13	0	0	0	1	0	7
1 CJ Fredrick	29:43	6-9	2-4	0-0	0 0 0	0	2	14	1	0	0	0	0	8
<b>Team</b>					1 0 1	0	0							
<b>Totals</b>	29:57	5-10	1-4	14-14	28	11	15	68	9	6	6	1	3	2
Technical Fouls: NONE														
Shooting By Period														
1 <sup>st</sup> FG	17-30	56.7%												
2 <sup>nd</sup> FG	14-27	51.9%												
3 <sup>rd</sup> FG	10-26	38.5%												
4 <sup>th</sup> FG	6-7	85.7%												
FT	15-17	88.2%												
3PT	6-9	66.7%												
2 <sup>nd</sup> Chances	10-16	62.5%												
Dead Ball Rebounds	3-1													

	USC	UKY	Points from		Period by Period Scoring			
Biggest lead	15 (1 <sup>st</sup> 13:10)	0 (1 <sup>st</sup> 20:00)	Turnovers	9 20		1st	2nd	TOT
Best Scoring Run	8 (1 <sup>st</sup> 13:10)	10 (2 <sup>nd</sup> 0:51)	Paint	26 32	USC	42	29	71
Lead Changes	0	1	Second Chance	21 12				
Times Tied	0	0	Fast Breaks	6 12	UKY	32	36	68
Time with Lead	39:35	00:00	Bench	11 31				

	<b>53</b>
	<b>94</b>

**GAME 17**  
Columbia, S.C.  
Colonial Life Arena  
Jan. 14, 2023  
*Aggies dominated on the glass, key to their victory Saturday at CLA*

**COLUMBIA, S.C.** – Wade Taylor IV knocked down 8 of his 10 shots from the field, with his only misses coming from behind the 3-point arc where he was 4 of 6, and Texas A&M led wire-to-wire in a 94-53 rout of South Carolina on Saturday.

The Aggies exploded out of the gate, racing to a 32-9 lead with 7:30 left in the first half before the Gamecocks could reach double digits and led, 50-18 by intermission. Texas A&M shot 34 of 62 from the field (54.8%) including 9 of 20 from distance and converted 17 of 21 from the line en route to its sixth straight win.

Taylor finished with 20 points to lead Texas A&M. Julius Marble and Dexter Dennis added 14 and 13 points, respectively. Henry Coleman III posted a double-double with 12 points and 11 rebounds and Khaleen Robinson chipped in 12 points off the bench. In all, a dozen players figured in the scoring for the Aggies.

Zachary Davis had 13 points to lead South Carolina (8-9, 1-3 Southeastern Conference), which shot 19 of 50 from the field (38%), including 6 of 22 from long range. Meechie Johnson had 11 points and three assists.

Texas A&M snapped a six-game losing streak to South Carolina. The last five losses to the Gamecocks have been by double-digits.

Texas A&M knocked off Florida 66-63 on the road on Jan. 4 for the program's first-ever win at Gainesville and plays host for the rematch Wednesday in College Station. South Carolina plays host to Ole Miss Tuesday.

## GAME 17

Official Basketball Box Score - Final															Game Time: 1:00 PM	
Texas A&M at South Carolina															Game Duration: 1:48	
01/14/23 Colonial Life Arena, Columbia															Attendance: 10,353	
2023-24 Men's Basketball															Officials: Tony Givens, Owen Short, Will Howard	
Texas A&M - 94																
Record: 12-5 (4-6)																
NO. Name	Min	FG	3P	FT	Rebounds	Fouls	TP	AS	TO	ST	Blocks	BB	BA	+	Shooting By Period	
15 Henry Coleman III	F 24:53	6-9	0-0	0-0	5 6 11	1	0	12	3	1	2	0	1	38	1 <sup>st</sup> FG	59.1%
34 Julius Marble	F 17:10	4-8	0-1	6-7	0 0 0	3	5	14	0	1	1	2	0	20	3 <sup>rd</sup> FG	61.8%
0 Dexter Dennis	G 10:47	5-7	2-4	1-1	3 5 8	0	1	13	0	1	1	0	0	34	2 <sup>nd</sup> FG	16.7%
4 Wade Taylor IV	G 32:54	8-16	4-6	0-0	2 3 5	1	10	23	2	0	0	0	0	44	1 <sup>st</sup> FG	57.4%
23 Tyrone Radford	G 23:45	2-9	0-1	0-0	3 3 6	2	2	4	3	1	1	0	0	31	FTs	93.8%
11 Anderson Givens	G 16:50	0-0	0-0	2-2	1 3 1	2	1	2	0	0	0	0	0	23	GM FG	34.2%
20 Andre Gordon	G 17:48	2-4	1-1	0-0	1 1 2	0	5	1	0	1	0	1	0	13	3 <sup>rd</sup> FG	50.0%
22 Hayden Heffler	G 14:28	2-4	0-0	0-1	1 1 1	1	0	6	3	1	1	0	0	19	FTs	17.2%
13 Solomon Washington	G 17:51	1-2	0-0	1-2	2 4 6	2	1	3	0	1	0	2	0	5	Dead Ball Rebounds: 1	
1 Khaleen Robinson	G 10:24	3-4	0-1	6-7	1 2 3	2	5	12	1	2	0	0	0	-2		
3 Erik Pratt	G 03:57	0-2	0-0	0-0	0 0 0	0	0	0	0	0	0	0	0	-4		
31 Javonte Brown	G 03:58	1-3	0-0	2-2	0 2 0	0	2	0	0	0	0	0	0	-4		
22 Davon Watkins	G 01:57	0-0	0-0	0-0	0 0 0	0	1	0	0	0	0	0	0	0		
Team					0 2 2	0	0	1								
Totals		34-62	19-21	20-28	48	16	17	94	16	11	8	4	2	41		
Technical Fouls: NONE																
South Carolina - 53																
Record: 8-8 (1-3)																
NO. Name	Min	FG	3P	FT	Rebounds	Fouls	TP	AS	TO	ST	Blocks	BB	BA	+	Shooting By Period	
23 Gregory "GG" Jackson II	F 32:19	2-13	0-6	1-2	1 2 3	2	2	5	1	1	1	1	1	-40	1 <sup>st</sup> FG	7.04%
33 Josh Gray	G 10:55	1-2	0-0	0-0	0 1 1	3	1	2	0	0	0	0	0	-20	FTs	21.1%
2 Chico Carter, Jr.	G 30:49	4-9	0-2	0-0	0 0 0	2	1	6	2	2	1	0	0	-48	2 <sup>nd</sup> FG	24.5%
5 Meechie Johnson	G 32:13	3-8	0-7	2-2	0 2 2	0	0	11	3	0	0	0	0	-148	3 <sup>rd</sup> FG	12.6%
12 Zachary Davis	G 02:16	4-6	1-2	4-5	0 2 2	3	5	13	1	2	0	1	0	-26	3 <sup>rd</sup> FG	41.1%
1 Jacob Wright	G 24:38	1-4	0-1	2-4	0 1 1	1	2	4	1	0	2	0	0	-8	GM FG	19.5%
Benjamin Deane															3 <sup>rd</sup> FG	42.2%
Verdick	G 24:41	0-0	0-0	0-1	1 2 1	2	0	1	0	0	0	0	0	-17	FTs	63.2%
30 Daniel Matthews-Sanford	G 15:54	2-4	0-1	0-0	2 1 3	1	4	0	0	0	0	0	0	-20	Dead Ball Rebounds: 2	
22 Jalen Smith	G 03:58	1-2	0-0	0-0	0 0 0	0	0	0	0	0	0	0	0	-2		
24 Tre-Yaughn Minott	G 02:00	0-0	0-0	0-0	0 0 0	0	0	0	0	0	0	0	0	-6		
14 El Sparkman	G 03:57	0-0	0-0	1 1	2 1 0	0	0	0	0	0	0	0	0	-4		
21 Jai Von Benson	G 01:57	0-0	0-0	0-0	0 0 0	0	0	0	0	0	0	0	0	-2		
Team																
Totals		19-50	8-22	9-13	5 11	16	17	53	9	12	7	4	4	41		
Technical Fouls: NONE																





Carolina shot just 34.0 percent (18-53) for the game. MSU shot 52.9 percent (27-51), including 61.9 percent (13-21) in the second half.

Arkansas regained the lead with 2:53 remaining on two free throws from Black after he grabbed an offensive rebound and was fouled by Gray. Gray scored twice on dunks, but Council and Black answered with layups and the Razorbacks led 64-63 with 1:21 to go.

South Carolina plays at Mississippi and Missouri  
is at Tennessee in Saturday games.

**GAMECOCK.**  
MEN'S BASKETBALL

**GAMECOCK**  
MEN'S BASKETBALL



**GAME 27**

Baton Rouge, La.

Pete Maravich Assembly Center

Feb. 18, 2023

*Gamecocks pickup first win at LSU since 1971  
while sinking season-high 15 3s*

Mississippi plays at Florida Wednesday. South Carolina travels to face Vanderbilt Tuesday.

Vanderbilt held South Carolina to just 12 points through the opening 14 minutes and led 25-12. The Commodores also struggled shooting in the first half at 35% but controlled the glass 30-15 for a 40-28 advantage in field-goal attempts.

The win marks the third in conference play for the garnet and black (all on the road). It also marks the first career win for head coach Lamont Paris against the Tigers. It is the first win for South Carolina at LSU since a 88-63 victory on Feb. 1 2017, during the historic final four season.

**GAME 27**[illegible]





## THE LAST TIME IN SOUTH CAROLINA BASKETBALL...

### AN INDIVIDUAL ...

Scored 20 or more points:	South Carolina: Gregory "GG" Jackson II (20) and Meechie Johnson (20), at LSU (Feb. 18, 2023), in Baton Rouge, La. Opponent: Cam Hayes (25), LSU (Feb. 18, 2023), in Baton Rouge, La.
Scored 30 or more points:	South Carolina: Gregory "GG" Jackson II (30) vs. No. 16/17 Auburn (Jan. 21, 2023) in Columbia, S.C. Opponent: Devontae Shuler (31), vs. Ole Miss (Feb. 13, 2021), in Columbia, S.C.
Scored 35 or more points:	South Carolina: Sindarius Thornwell (44) vs. Alabama (Feb. 7, 2017) in Columbia, S.C. Opponent: Emoni Bates (36), Eastern Michigan (Dec. 30, 2022), in Columbia, S.C.
Scored 40 or more points:	South Carolina: Sindarius Thornwell (44), vs. Alabama (Feb. 7, 2017) in Columbia, S.C. Opponent: Brandon Miller (41), No. 2/2 Alabama (Feb. 22, 2023) in Columbia, S.C.
Collected 20 or more rebounds:	South Carolina: Sindarius Thornwell (21), vs. Alabama (Feb. 7, 2017) in Columbia, S.C. Opponent: Ekpe Udoh (20), Baylor, (Jan. 2, 2010) in Columbia, S.C.
Collected 15 or more rebounds:	South Carolina: Gregory "GG" Jackson II (16), vs. Western Kentucky (Dec. 22, 2022), in Columbia, S.C. Opponent: Henry Coleman III (15), Texas A&M (Jan. 29, 2022) in College Station, Texas
Made 12 or more field goals:	South Carolina: Jermaine Cousnard (12) vs. LSU (Feb. 19, 2022) in Columbia, S.C. Opponent: Brandon Miller (14), No. 2/2 Alabama (Feb. 22, 2023) in Columbia, S.C.
Made 10 or more field goals:	South Carolina: Gregory "GG" Jackson II (10), vs. No. 16/17 Auburn (Jan. 21, 2023) in Columbia, S.C. Opponent: Olivier Nkamhoua (10), No. 8/9 Tennessee (Jan. 7, 2023), in Columbia, S.C.
Attempted 20 or more field goals:	South Carolina: Gregory "GG" Jackson II (20), vs. No. 2/2 Alabama (Feb. 22, 2023) in Columbia, S.C. Opponent: Brandon Miller (25), No. 2/2 Alabama (Feb. 22, 2023) in Columbia, S.C.
Attempted 25 or more field goals:	South Carolina: Sindarius Thornwell (25), vs. Alabama (Feb. 7, 2017) in Columbia, S.C. Opponent: Brandon Miller (25), No. 2/2 Alabama (Feb. 22, 2023) in Columbia, S.C.
Dished 10 or more assists:	South Carolina: Jermaine Cousnard (10), vs. Miss. State (March 3, 2020) in Columbia, S.C. Opponent: Zakai Zeigler (11), No. 11/13 Tennessee (Feb. 25, 2023) in Knoxville, Tenn.
Swiped 5 or more steals:	South Carolina: Erik Stevenson (6), vs. Princeton (Nov. 12, 2021) in Asheville, N.C. Opponent: D'Moi Hodge (5), Missouri (Feb. 7, 2023), in Columbia, Mo.
Blocked 5 or more shots:	South Carolina: Maik Kotsar (6), vs. North Greenville (Dec. 31, 2018) in Columbia, S.C. Opponent: Liam Robbins (6), Vanderbilt (Jan. 3, 2023), in Nashville, Tenn.
Made 5 or more 3-point field goals:	South Carolina: Meechie Johnson (5) and Jacobi Wight (5), at LSU (Feb. 18, 2023), in Baton Rouge, La. Opponent: Mardrez McBride (5), Georgia (Jan. 28, 2023) in Athens, Ga.
Attempted 8 or more 3-point field goals:	South Carolina: Hayden Brown (8), at No. 11/13 Tennessee (Feb. 25, 2023) in Knoxville, Tenn. Opponent: Santiago Vescovi (9), No. 11/13 Tennessee (Feb. 25, 2023) in Knoxville, Tenn..
Made 10 or more free throws:	South Carolina: AJ Lawson (12), vs. Cleveland State (Nov. 15, 2019) in Columbia, S.C. Opponent: Kario Oquendo (10), Georgia (Jan. 28, 2023) in Athens, Ga.
Attempted 15 or more free throws:	South Carolina: Chris Silva (16), vs. Georgia (March 9, 2019) in Columbia, S.C. Opponent: Kario Oquendo (10), Georgia (Jan. 28, 2023) in Athens, Ga.
Played all 40 minutes of regulation:	South Carolina: AJ Lawson, at LSU (Jan. 16, 2021) in Baton Rouge, La. Opponent: Anthony Black, Ricky Council IV & Davonte Davis, Arkansas (Feb. 4, 2023), in Columbia, S.C.
A player hit a last-second shot (within 3 seconds) to win a game:	South Carolina: Chico Carter Jr. (10-foot transition jumper), vs. Clemson, (Nov. 11, 2022), in Columbia, S.C. Opponent: Brandon Miller (left-handed layup), No. 2/2 Alabama (Feb. 22, 2023) in Columbia, S.C.
A player had a double-double:	South Carolina: Josh Gray (20 pts, 14 reb), vs. Arkansas (Feb. 4, 2023), in Columbia, S.C. Opponent: Johni Broome (27 pts, 11 reb), No. 16/17 Auburn (Jan. 21, 2023) in Columbia, S.C.
Two or more players had a double-double:	South Carolina: Gregory "GG" Jackson II (20 pts, 10 reb) & Josh Gray (11 pts, 13 reb), at Florida (Jan. 25, 2023), in Gainesville, Fla. Opponent: Nicolas Claxton (13 pts, 10 reb) & Derek Ogbeide (11 pts, 10 reb), Georgia (March 9, 2019) in Columbia, S.C..
A player had a triple-double:	South Carolina: Sam Muldrow (16 points, 14 rebounds, 10 blocks) vs. Vanderbilt (Jan. 8, 2011) in Columbia, S.C. Opponent: Daniel Hackett (Southern California - 22 points, 10 rebounds, 10 assists) (Nov. 17, 2007) in Columbia, S.C. *** Only second triple-double in South Carolina history (Chuck Eidson (25 points, 10 rebounds, 10 assists) vs. SC State (Nov. 29, 2002) in Columbia, S.C..
Scored 30 or more points in back-to-back games:	South Carolina: Devan Downey, 30 vs. Kentucky (Jan. 26, 2010) in Columbia, S.C. 33 vs. Georgia (Jan. 30, 2010) in Columbia, S.C.
Scored 25 or more points in back-to-back games:	South Carolina: AJ Lawson, 25 vs. Florida A&M (Jan. 2, 2021) 30 vs. Texas A&M (Jan. 6, 2021)

### A TEAM ...

Scored 100 or more points:	South Carolina: 105 vs. Army (Dec. 22, 2021) in Columbia, S.C. Opponent: 101, Arkansas (March 2, 2021) in Columbia, S.C.
Scored 50 points or less:	South Carolina: 45, at No. 11/13 Tennessee (Feb. 25, 2023) in Knoxville, Tenn. Opponent: 32, Wyoming (Nov. 10, 2019) in Columbia, S.C.
Scored 50 points in a half:	South Carolina: 61 (1st half), vs. Army (Dec. 22, 2021) in Columbia, S.C. Opponent: 50 (1st half), Texas A&M (Jan. 14, 2023), in Columbia, S.C.
Failed to score 25 points in a half:	South Carolina: 19 (2nd half), at No. 11/13 Tennessee (Feb. 25, 2023) in Knoxville, Tenn. Opponent: 23 (2nd half), Ole Miss (Feb. 11, 2023), in Oxford, Miss.

<b>Collected 50 or more rebounds:</b>	South Carolina: 51, vs. Western Kentucky (Dec. 22, 2022), in Columbia, S.C. Opponent: 51, Clemson (Dec. 18, 2021) in Clemson, S.C.
<b>Shot 60% or better from the field:</b>	South Carolina: 60.0% (39-65), vs. High Point (March 15, 2016) in Columbia, S.C. Opponent: 69.6% (32-46) Missouri (Feb. 28, 2013) in Columbia, S.C.
<b>Shot 50% or better from the field:</b>	South Carolina: 52.0% (26-50), at Missouri (Feb. 7, 2023), in Columbia, Mo. Opponent: 58.1% (36-62), No. 11/13 Tennessee (Feb. 25, 2023) in Knoxville, Tenn.
<b>Shot less than 30% from the field:</b>	South Carolina: 25.0% (12-48), vs. No. 8/9 Tennessee (Jan. 7, 2023), in Columbia, S.C. Opponent: 27.3% (15-55), Texas A&M (Feb. 8, 2020) in Columbia, S.C.
<b>Shot 50% or better from 3-point range (at least 10 attempts):</b>	South Carolina: 55.0% (11-20), at Kentucky (Jan. 10, 2023), in Lexington, Ky. Opponent: 51.9% (14-27), No. 22/20 Tennessee, (Feb. 5, 2022), in Columbia, S.C.
<b>Shot 20% or less from 3-point range (at least 10 attempts):</b>	South Carolina: 15.4% (4-26), No. 8/9 Tennessee (Jan. 7, 2023), in Columbia, S.C. Opponent: 17.6% (3-17), No. 16/17 Auburn (Jan. 21, 2023) in Columbia, S.C.
<b>Dished 20 or more assists:</b>	South Carolina: 20, at LSU (Feb. 18, 2023), in Baton Rouge, La. Opponent: 29, No. 11/13 Tennessee (Feb. 25, 2023) in Knoxville, Tenn.
<b>Made 35 or more shots:</b>	South Carolina: 45, vs. Allen (Dec. 14, 2021) in Columbia, S.C. Opponent: 36, No. 11/13 Tennessee (Feb. 25, 2023) in Knoxville, Tenn..
<b>Attempted 80 or more shots:</b>	South Carolina: 82, vs. No. 5/4 Kentucky, (Feb. 8, 2022) in Columbia, S.C. Opponent: 83, LSU (Feb. 10, 1996) in Columbia, S.C.
<b>Attempted 70 or more shots:</b>	South Carolina: 72, at Vanderbilt (Jan. 3, 2023), in Nashville, Tenn. Opponent: 72, Army (Dec. 22, 2021) in Columbia, S.C.
<b>Made 10 or more 3-pointers:</b>	South Carolina: 15, at LSU (Feb. 18, 2023), in Baton Rouge, La. Opponent: 10, No. 11/13 Tennessee (Feb. 25, 2023) in Knoxville, Tenn.
<b>Did not make a 3-pointer:</b>	South Carolina: vs. USC Upstate (Nov. 6, 2018) in Columbia Opponent: Mississippi State (Feb. 23, 2022) in Columbia, S.C.
<b>Attempted 30 or more 3-pointers:</b>	South Carolina: 32, at LSU (Feb. 18, 2023), in Baton Rouge, La. Opponent: 37, Vanderbilt (Feb. 14, 2023) in Columbia, S.C..
<b>Attempted 25 or more 3-pointers:</b>	South Carolina: 27, vs. Vanderbilt (Feb. 14, 2023) in Columbia, S.C.. Opponent: 27, No. 2/2 Alabama (Feb. 22, 2023) in Columbia, S.C.
<b>Made 30 or more free throws:</b>	South Carolina: 35, vs. Alabama (Feb. 7, 2017) in Columbia, S.C. Opponent: 34, Ole Miss (Feb. 13, 2021) in Columbia, S.C.
<b>Attempted 40 or more free throws:</b>	South Carolina: 50, vs. Alabama (Feb. 7, 2017) in Columbia, S.C. Opponent: 44, Ole Miss (Feb. 13, 2021) in Columbia, S.C.
<b>Swiped 15 or more steals:</b>	South Carolina: 15, at Georgia (Feb. 27, 2021) in Athens, Ga. Opponent: 15, Georgia (Jan. 28, 2023) in Athens, Ga.
<b>Blocked 12 or more shots:</b>	South Carolina: 12, vs. Coastal Carolina (Nov. 30, 2018) in Coulmbia, S.C. Opponent: 12, Florida (Feb. 3, 2021) in Gainesville, Fla.
<b>Blocked 8 or more shots:</b>	South Carolina: 8, vs. Army (Dec. 22, 2021) in Columbia, S.C. Opponent: 9, Florida (Jan. 25, 2023), in Gainesville, Fla.
<b>Won by 30 or more points:</b>	South Carolina: 30, vs. Army (Dec. 22, 2021) in Columbia, S.C. Opponent: 40, No. 11/13 Tennessee (Feb. 25, 2023) in Knoxville, Tenn.
<b>Won by 20 or more points:</b>	South Carolina: 30, vs. Army (Dec. 22, 2021) in Columbia, S.C. Opponent: 21, Florida (Jan. 25, 2023), in Gainesville, Fla.
<b>Played a single overtime game:</b>	Win: 74-71, at Georgetown (Dec. 3, 2022), in Washington, D.C. Loss: 78-76, vs. No. 2/2 Alabama (Feb. 22, 2023) in Columbia, S.C.
<b>Played a double overtime game:</b>	Win: 87-85 vs. WKU (Nov. 27, 2010) in Bowling Green, Ky. Loss: 98-88 vs. Louisville (Feb. 20, 1988) in Columbia, S.C.
<b>South Carolina played a No. 1 Team in the country:</b>	Win: 68-62 vs. No. 1/1 Kentucky (Jan. 26, 2010) in Columbia, S.C. Loss: 85-73 loss to No. 1/1 Tennessee (Feb. 13, 2019) in Knoxville, Tenn.
<b>South Carolina played a top-5 opponent:</b>	Win: 68-62 vs. No. 1/1 Kentucky, (Jan. 26, 2010) in Columbia, S.C. Loss: 78-76 OT loss to No. 2/2 Alabama (Feb. 22, 2023) in Columbia, S.C.
<b>South Carolina played a top-10 opponent:</b>	Win: 81-78 win vs. No. 10/12 Kentucky (Jan. 15, 2020) in Columbia, S.C. Loss: 85-42 loss vs. No. 8/9 Tennessee (Jan. 7, 2023), in Columbia, S.C.
<b>South Carolina played a top-25 opponent:</b>	Win: 77-62 win at No. 22/23 Florida (Feb. 3, 2021) in Gainesville, Fla. Loss: 85-45 loss at No. 11/13 Tennessee (Feb. 25, 2023) in Knoxville, Tenn.
<b>South Carolina defeated a ranked opponent:</b>	Home: 81-78 win vs. No. 10/12 Kentucky (Jan. 15, 2020) in Columbia, S.C. Away: 77-62 win at Florida (Feb. 3, 2021) in Gainesville, Fla. Neutral: 77-70 vs. No. 20/17 Florida (March 26, 2017) in New York City SEC Home: 81-78 win vs. No. 10/12 Kentucky (Jan. 15, 2020) in Columbia, S.C. SEC Away: 77-72 win at No. 20/22 Florida (Jan. 24, 2018) in Gainesville, Fla. Non-conference away: 70-59 win at No. 9/7 Virginia (Dec. 22, 2019) in Charlottesville, Va.
<b>South Carolina defeated a top-10 opponent:</b>	Home: 81-78 win vs. No. 10/12 Kentucky (Jan. 15, 2020) in Columbia, S.C. Away: 70-59 win at No. 9/7 Virginia (Dec. 22, 2019) in Charlottesville, Va. Neutral: 88-81 win vs. No. 7/7 Duke (March 19, 2017) in Greenville, S.C.
<b>A South Carolina win opened the season:</b>	Home: 80-77 win vs. SC State (Nov. 8, 2022), in Columbia, S.C. Away: 73-52 win at Wofford (Nov. 10, 2017) in Spartanburg, S.C. Neutral: 74-61 win vs. Chaminade (Nov. 19, 2001) in Maui, Hawaii (Maui Invite)
<b>South Carolina opened SEC play:</b>	Home: 85-42 loss vs. No. 8/9 Tennessee (Jan. 7, 2023), in Columbia, S.C. Away: 84-79 OT loss at Vanderbilt (Jan. 3, 2023), in Nashville, Tenn.



# 21 | JA'VON BENSON JUH-Von

Jr. • Forward • 6-7 • 253 • Columbia, S.C. // Ridge View

## CAREER HIGHS


### Single Game Highs

Statistic	Value
Points	8 vs Allen 12/14/21
Rebounds	8 vs USC Upstate 11/09/21
Assists	2 vs Florida A&M 01/02/21
Steals	1 at Clemson 12/18/21, vs Tennessee 02/05/22
Blocks	2 vs Army West Point 12/22/21
FG Made	3 vs Allen 12/14/21, at Clemson 12/18/21
FG Attempts	6 vs Allen 12/14/21, at Clemson 12/18/21
3FG Made	1 vs Florida A&M 01/02/21, at George Washington 11/30/22
3FG Attempts	2 4 times
FT Made	2 vs Allen 12/14/21
FT Attempts	4 vs Florida A&M 01/02/21, vs Allen 12/14/21

## SUPERLATIVES

	'22-23	Career
Double-figure scoring	-	-
Double-figure rebounding	-	-
Double-double	-	-
2+ blocks	-	1
Team high scoring	-	-
Team high rebounding	-	1
Team high blocks	1	2
Team high assists	-	1
Team high steals	-	1

includes led, or shared team high



**INSTAGRAM:** jbreeezzy

**TWITTER:** @jbreezzzy

## 2022-23 GAME-BY-GAME

Opponent	Date	GS	MIN	Total		3-Pointers		Free throws		Rebounds				PF				PTS	
				FG-FGA	PCT	3FG-3FGA	PCT	FT-FTA	PCT	OFF	DEF	TOT	AVG	A	TO	BLK	STL	PTS	AVG
vs Colorado St.	11/17/2022		04:43	0-4	.000	0-2	.000	0-0	.000	0	2	2	2.0	1	0	0	0	0	0.0
at George Washington	11/30/2022		04:34	1-2	.500	1-2	.500	0-0	.000	0	1	1	1.5	0	0	0	0	3	1.5
Tennessee	01/07/2023		02:06	0-0	.000	0-0	.000	0-0	.000	0	0	0	1.0	0	0	0	0	0	1.0
Texas A&M	01/14/2023		01:57	0-0	.000	0-0	.000	0-0	.000	0	0	0	0.8	0	0	0	0	0	0.8
at Florida	01/25/2023		02:47	0-2	.000	0-0	.000	0-0	.000	0	1	1	0.8	0	0	1	1	0	0.6
at Tennessee	02/25/2023		01:41	0-1	.000	0-1	.000	0-0	.000	0	1	1	0.8	0	0	1	0	0	0.5
<b>Totals</b>			<b>0 17:48</b>	<b>1-9</b>	<b>.111</b>	<b>1-5</b>	<b>.200</b>	<b>0-0</b>	<b>.000</b>	<b>0</b>	<b>5</b>	<b>5</b>	<b>0.8</b>	<b>1</b>	<b>0</b>	<b>2</b>	<b>1</b>	<b>0</b>	<b>3 0.5</b>

### Player Averages

Games Played	Minutes/ game	Points/ game	FG Pct	3FG Pct	FT Pct	Rebounds/ game	Assists/ game	Turnovers/ game	Assist/Turnover ratio	Steals/ game	Blocks/ game
6	3.0	0.5	11.1	20.0	0.0	0.8	0.0	0.3	0.0	0.0	0.2

## PLAYER BIO

### 2022-23

- Saw first action of the season vs. Colorado State (Nov. 17)

### 2021-22

- Played in six games, averaging 3.3 points and 4.2 rebounds per contest
- Had six points and five rebounds in season-high 17 minutes at Clemson (Dec. 18)
- Scored career-high eight points vs. Allen (Dec. 14) ; went 3-for-6 from the floor
- Pulled down a career-high eight rebounds in season-opening win vs. USC Upstate (Nov. 9)

## CAREER HIGHLIGHTS

- Saw action in three games during rookie season (2020-21)
- Helped high school team post back-to-back state championships during junior and senior seasons
- Averaged 17.5 points and 11.2 rebounds per game as a senior en route to Class 4A Player of the Year honors

## PERSONAL

- Son of James Benson and Rennè Outen-Pinckney
- Has four brothers, Kwali, Michael, Miles and Mali, and a sister, La'La
- Credits LeBron James as his inspiration in his basketball career
- His advice to young people is to "be yourself and be you!"
- After basketball, would like to be a coach
- Began playing basketball at the age of five
- Chose South Carolina because "they believed in my academic and athletic abilities"
- Major is undecided

## CAREER STATS

				Field Goals		3-Point		F-Throws		Rebounds								Scoring		
SEASON	TEAM	GP-GS	MIN/AVG	FG-FGA	FG%	3FG-3FGA	3FG%	FT-FTA	FT%	OFF	DEF	TOT	AVG	PF-FO	A	TO	BLK	STL	PTS	AVG
2020-21	USC	3-0	23/7.7	2-7	.286	1-3	.333	1-4	.250	3	3	6	2.0	1-0	2	0	1	0	6	2.0
2021-22	USC	6-0	57/9.6	9-22	.409	0-4	.000	2-6	.333	7	18	25	4.2	10-0	2	8	5	2	20	3.3
2022-23	USC	6-0	18/3.0	1-9	.111	1-5	.200	0-0	.000	0	5	5	0.8	1-0	0	2	1	0	3	0.5
TOTAL		15-0	98/6.6	12-38	.316	2-12	.167	3-10	.300	10	26	36	2.4	12-0	4	10	7	2	29	1.9

31

# BENJAMIN BOSMANS-VERDONK

BOSE-mans-ver-DONK

Rjr. • Forward • 6-9 • 250 • Lommel, Belgium // Illinois // KA Pegasus

## CAREER HIGHS

### Single Game Highs

Statistic	Value
Points	8 vs Arkansas St. 11/12/21, vs Michigan St. 01/25/22, vs USC Upstate 11/25/22
Rebounds	10 vs Jackson St. 11/09/21, vs Arkansas St. 11/12/21
Assists	6 vs UTRGV 11/26/21
Steals	2 vs Hampton 11/23/19, vs Purdue 01/17/22, vs USC Upstate 11/25/22
Blocks	2 vs The Citadel 11/20/19
FG Made	4 vs Michigan St. 01/25/22, vs USC Upstate 11/25/22
FG Attempts	7 vs Michigan St. 01/25/22, vs USC Upstate 11/25/22
3FG Attempts	1 vs Nicholls 11/05/19, vs The Citadel 11/20/19
FT Made	4 vs Ole Miss 01/17/23, vs Furman 11/20/22
FT Attempts	6 vs Ole Miss 01/17/23

## SUPERLATIVES

	'22-23	Career
Double-figure scoring	-	-
Double-figure rebounding	-	2
Double-double	-	-
5+ assists	-	1
2+ blocks	-	1
Team high scoring	-	-
Team high rebounding	1	1*
Team high blocks	4	4*
Team high assists	2	2*

includes led, or shared team high

\*at Carolina only


**INSTAGRAM:** bosmansverdonk

**TWITTER:** @BosmansVerdonk

## 2022-23 GAME-BY-GAME

Opponent	Date	GS	MIN	Total FG-FGA	PCT	3-Pointers 3FG-3FGA	PCT	Free throws FT-FTA	PCT	Rebounds OFF DEF TOT	AVG	PF	A	TO	BLK	STL	PTS	AVG			
Clemson	11/11/2022	*	15:28	1-1	1.000	0-0	.000	0-0	.000	1	3	4	4.0	4	2	7	0	0	2	2.0	
vs Colorado St.	11/17/2022	*	20:49	1-3	.333	0-0	.000	0-0	.000	2	1	3	3.5	4	2	1	0	0	2	2.0	
vs Davidson	11/18/2022	*	23:51	1-5	.200	0-0	.000	1-2	.500	2	4	6	4.3	3	2	1	0	1	3	2.3	
vs Furman	11/20/2022	*	19:24	0-0	.000	0-0	.000	4-5	.800	2	2	4	4.3	0	1	1	0	0	4	2.8	
USC Upstate	11/25/2022	*	29:52	4-7	.571	0-0	.000	0-0	.000	3	4	7	4.8	2	4	2	1	2	8	3.8	
at George Washington	11/30/2022	*	19:38	1-6	.167	0-0	.000	1-4	.250	5	1	6	5.0	0	2	1	0	1	3	3.7	
at Georgetown	12/03/2022	*	19:20	2-4	.500	0-0	.000	0-1	.000	5	1	6	5.1	4	2	2	0	0	4	3.7	
Presbyterian	12/11/2022	*	08:52	2-4	.500	0-0	.000	0-0	.000	2	0	2	4.8	3	0	3	1	1	4	3.8	
at UAB	12/14/2022	*	23:19	2-5	.400	0-0	.000	1-1	1.000	3	2	5	4.8	1	2	0	0	1	5	3.9	
vs East Carolina	12/17/2022	*	15:53	2-3	.667	0-0	.000	2-3	.667	2	1	3	4.6	1	0	1	0	1	6	4.1	
Western Ky.	12/22/2022	*	12:13	2-3	.667	0-0	.000	0-0	.000	4	1	5	4.6	4	0	1	0	0	4	4.1	
Eastern Mich.	12/30/2022	*	14:23	0-0	.000	0-0	.000	0-1	.000	1	1	2	4.4	2	2	3	1	0	0	3.8	
at Vanderbilt	01/03/2023	*	20:33	0-2	.000	0-0	.000	2-2	1.000	4	0	4	4.4	5	1	2	0	0	2	3.6	
Tennessee	01/07/2023	*	14:37	0-1	.000	0-0	.000	0-0	.000	1	1	2	4.2	3	0	0	0	0	0	3.4	
at Kentucky	01/10/2023	*	12:04	0-0	.000	0-0	.000	0-0	.000	0	0	0	3.9	3	2	0	0	0	0	3.1	
Texas A&M	01/14/2023	*	13:44	0-1	.000	0-0	.000	0-0	.000	0	1	1	3.8	2	1	2	0	0	0	2.9	
Ole Miss	01/17/2023	*	13:06	0-0	.000	0-0	.000	4-6	.667	0	1	1	3.6	1	1	3	0	1	4	3.0	
Auburn	01/21/2023	*	06:13	0-0	.000	0-0	.000	0-0	.000	0	2	2	3.5	2	0	2	0	0	0	2.8	
at Florida	01/25/2023	*	09:38	0-1	.000	0-0	.000	0-0	.000	0	1	1	3.4	1	0	3	1	0	0	2.7	
at Georgia	01/28/2023	*	16:37	1-1	1.000	0-0	.000	1-2	.500	2	2	4	3.4	2	0	0	0	1	3	2.7	
Mississippi St.	01/31/2023	*	13:30	0-0	.000	0-0	.000	0-0	.000	0	2	2	3.3	2	2	1	0	1	0	2.6	
Arkansas	02/04/2023	*	12:38	0-0	.000	0-0	.000	0-0	.000	2	2	4	3.4	0	0	1	1	0	0	2.5	
at Missouri	02/07/2023	*	14:47	0-1	.000	0-0	.000	0-0	.000	2	0	2	3.3	3	1	0	0	0	0	2.3	
at Ole Miss	02/11/2023	*	13:37	0-1	.000	0-0	.000	0-0	.000	0	2	2	3.3	1	1	0	0	0	0	2.3	
Vanderbilt	02/14/2023	*	08:13	0-0	.000	0-0	.000	0-0	.000	1	0	1	3.2	1	0	0	0	0	0	2.2	
at LSU	02/18/2023	*	20:15	1-2	.500	0-0	.000	0-0	.000	3	0	3	3.2	4	4	0	0	0	0	2.2	
Alabama	02/22/2023	*	09:53	0-0	.000	0-0	.000	0-0	.000	1	0	1	3.1	4	0	0	0	0	0	2.1	
at Tennessee	02/25/2023	*	13:45	1-1	1.000	0-0	.000	0-0	.000	1	2	3	3.1	0	0	0	0	1	2	2.1	
Totals			14	436:12	21-52	.404	0-0	.000	16-27	.593	49	37	86	3.1	62	32	37	6	11	58	2.1

### Player Averages

Games Played	Minutes/game	Points/game	FG Pct	3FG Pct	FT Pct	Rebounds/game	Assists/game	Turnovers/game	Assist/Turnover ratio	Steals/game	Blocks/game
28	15.6	2.1	40.4	0.0	59.3	3.1	1.1	1.3	0.9	0.4	0.2

## PLAYER BIO

### 2022-23

- Matched season high, dishing out four assists in 82-73 win at LSU (Feb. 18)
- Had four points, six rebounds and two assists in just 19 minutes of action in a comeback, road win at Georgetown (Dec. 3)
- Matched career high with eight points, adding seven rebounds and a team-high four assists in victory over USC Upstate (Nov. 25); also had pair of steals and a block; led the team with a +/- of 22 in his 30 minutes on the floor
- Pulled down season-high six rebounds vs. Davidson (Nov. 18)
- Made Gamecock debut in 60-58 win vs. Clemson (Nov. 11)

### PRE-SOUTH CAROLINA

- Saw limited action in 41 games with two starts in three seasons at Illinois (2019-22)
- Played in a career-high 24 games for the Illini in 2021-22, averaging 1.6 points and 2.1 rebounds in 7.8 minutes per contest
- Shot 47.2 percent (17-for-36) from the floor in redshirt sophomore season at Illinois
- Was on pair of NCAA Tournament teams (2021, 2022) and a member of the 2021 Big Ten Tournament Champions and 2022 Big Ten Regular Season Co-Champions
- Scored career high eight points twice: vs. Arkansas State (11/12/21) and vs. Michigan State (1/25/22)
- Pulled down career-high 10 rebounds in back-to-back games to open the 2021-22 season vs. Jackson State (11/9/21) and Arkansas State (11/12/21)
- Dished out a career-high six assists vs. Texas-Rio Grande Valley (11/26/21)

### PERSONAL

- Son of Rony Verdonk and Luana Bosmans
- Has a younger brother, Mauro
- Played handball, soccer and swam competitively growing up
- List playing the piano as one of his hobbies
- Graduated from Illinois in three years with a degree in psychology
- Currently enrolled in the University of South Carolina School of Law

## CAREER STATS

				Field Goals		3-Point		F-Throws		Rebounds				Scoring						
SEASON	TEAM	GP-GS	MIN/AVG	FG-FGA	FG%	3FG-3FGA	3FG%	FT-FTA	FT%	OFF	DEF	TOT	AVG	PF-FO	A	TO	BLK	STL	PTS	AVG
2019-20	Illini	9-0	57/6.3	4-11	.364	0-2	.000	3-4	.750	6	4	10	1.1	6-0	6	5	2	3	11	1.2
2020-21	Illini	8-0	18/2.2	1-3	.333	0-0	.000	0-0	.000	1	2	3	0.4	0-0	0	1	0	0	2	0.3
2021-22	Illini	24-2	186/7.8	17-36	.472	0-0	.000	5-17	.294	25	26	51	2.1	33-0	15	5	0	7	39	1.6
2022-23	USC	28-14	436/15.6	21-52	.404	0-0	.000	16-27	.593	49	37	86	3.1	62-1	32	37	6	11	58	2.1
<b>TOTAL FOR USC</b>		<b>28-14</b>	<b>436/15.6</b>	<b>21-52</b>	<b>.404</b>	<b>0-0</b>	<b>.000</b>	<b>16-27</b>	<b>.593</b>	<b>49</b>	<b>37</b>	<b>86</b>	<b>3.1</b>	<b>62-1</b>	<b>32</b>	<b>37</b>	<b>6</b>	<b>11</b>	<b>58</b>	<b>2.1</b>
<b>TOTAL</b>		<b>69-16</b>	<b>697/10.1</b>	<b>43-102</b>	<b>.422</b>	<b>0-2</b>	<b>.000</b>	<b>24-48</b>	<b>.500</b>	<b>81</b>	<b>69</b>	<b>150</b>	<b>2.2</b>	<b>101-1</b>	<b>53</b>	<b>48</b>	<b>8</b>	<b>21</b>	<b>110</b>	<b>1.6</b>

# 10 HAYDEN BROWN

Gr. • Forward • 6-5 • 234 • Greer, S.C. // The Citadel // Byrnes HS (Duncan, S.C.)

## CAREER HIGHS

### Single Game Highs

Statistic	Value
Points	37 vs Chattanooga 01/09/21
Rebounds	21 vs Columbia Int'l 12/07/20
Assists	7 vs Columbia Int'l 12/07/20
Steals	4 5 times
Blocks	3 vs Davidson 11/18/22
FG Made	13 vs Columbia Int'l 12/07/20, vs Samford 02/05/22
FG Attempts	26 vs South Carolina St. 12/20/21
3FG Made	7 vs Chattanooga 01/09/21
3FG Attempts	10 vs Chattanooga 01/09/21
FT Made	11 at Longwood 12/19/20, vs Mercer 01/17/22
FT Attempts	14 vs Mercer 01/17/22

## SUPERLATIVES

	'22-23	Career
Double-figure scoring	17	82
Double-figure rebounding	1	30
Double-double	1	29
2+ blocks	1	5
2+ steals	7	7*
Team high scoring	4	4*
Team high rebounding	3	3
Team high blocks	3	3
Team high steals	14	14*

includes led, or shared team high ; \*at Carolina only



INSTAGRAM: haybrochill

TWITTER: @haybrochill

## 2022-23 GAME-BY-GAME

Opponent	Date	GS	MIN	Total		3-Pointers		Free throws		Rebounds				PF	A	TO	BLK	STL	PTS	AVG	
				FG-FGA	PCT	3FG-3FGA	PCT	FT-FTA	PCT	OFF	DEF	TOT	AVG								
South Carolina St.	11/08/2022	*	26:44	6-10	.600	0-1	.000	9-12	.750	1	4	5	5.0	4	0	0	1	1	21	21.0	
Clemson	11/11/2022	*	27:22	3-12	.250	2-6	.333	1-2	.500	3	3	6	5.5	4	1	3	0	1	9	15.0	
vs Colorado St.	11/17/2022	*	17:45	2-5	.400	1-3	.333	0-0	.000	0	6	6	5.7	4	1	2	1	0	5	11.7	
vs Davidson	11/18/2022	*	31:42	3-14	.214	0-5	.000	4-4	1.000	1	3	4	5.3	3	0	4	3	2	10	11.3	
vs Furman	11/20/2022	*	34:04	2-5	.400	1-4	.250	0-2	.000	1	4	5	5.2	3	1	4	1	1	5	10.0	
USC Upstate	11/25/2022	*	30:20	6-9	.667	0-1	.000	3-3	1.000	3	6	9	5.8	5	2	1	0	2	15	10.8	
at George Washington	11/30/2022	*	28:27	4-8	.500	0-1	.000	0-0	.000	0	5	5	5.7	1	1	5	1	1	8	10.4	
at Georgetown	12/03/2022	*	36:23	6-10	.600	3-5	.600	1-2	.500	2	6	8	6.0	5	1	1	0	0	16	11.1	
Presbyterian	12/11/2022	*	35:18	6-11	.545	2-4	.500	0-0	.000	0	3	3	5.7	1	3	1	0	0	14	11.4	
at UAB	12/14/2022	*	36:24	5-12	.417	1-5	.200	2-4	.500	0	4	4	5.5	3	1	1	0	0	13	11.6	
vs East Carolina	12/17/2022	*	38:52	6-11	.545	0-3	.000	3-3	1.000	2	3	5	5.5	2	0	3	0	0	15	11.9	
Western Ky.	12/22/2022	*	33:08	3-14	.214	0-6	.000	5-9	.556	4	1	5	5.4	4	1	3	0	1	11	11.8	
Eastern Mich.	12/30/2022	*	32:45	1-5	.200	0-2	.000	6-10	.600	1	5	6	5.5	2	2	0	1	1	8	11.5	
at Vanderbilt	01/03/2023	*	32:36	5-14	.357	2-6	.333	0-0	.000	0	4	4	5.4	5	1	1	1	1	12	11.6	
Tennessee	01/07/2023	*	19:53	2-3	.667	0-1	.000	2-2	1.000	0	2	2	5.1	4	1	1	1	2	6	11.2	
at Kentucky	01/10/2023	*	26:36	5-14	.357	1-5	.200	0-0	.000	3	2	5	5.1	5	1	2	0	1	11	11.2	
Ole Miss	01/17/2023	*	20:50	4-7	.571	0-2	.000	1-2	.500	0	2	2	4.9	5	1	1	0	1	9	11.1	
Auburn	01/21/2023	*	19:29	1-4	.250	1-3	.333	4-6	.667	1	2	3	4.8	4	2	5	0	3	7	10.8	
at Florida	01/25/2023	*	08:59	1-3	.333	0-1	.000	0-0	.000	0	1	1	4.6	5	0	3	0	1	2	10.4	
at Georgia	01/28/2023	*	31:10	7-10	.700	2-5	.400	1-2	.500	6	4	10	4.9	5	2	0	0	0	17	10.7	
Mississippi St.	01/31/2023	*	32:43	3-8	.375	1-4	.250	1-5	.200	1	4	5	4.9	1	0	0	0	1	8	10.6	
Arkansas	02/04/2023	*	33:57	4-13	.308	0-3	.000	2-4	.500	3	1	4	4.9	3	1	2	0	4	10	10.5	
at Missouri	02/07/2023	*	35:03	8-16	.500	0-3	.000	3-5	.600	3	3	6	4.9	2	3	1	1	1	19	10.9	
at Ole Miss	02/11/2023	*	33:52	6-13	.462	2-5	.400	4-5	.800	2	2	4	4.9	2	1	1	0	2	18	11.2	
Vanderbilt	02/14/2023	*	31:48	5-12	.417	0-4	.000	1-1	1.000	4	3	7	5.0	5	2	4	0	1	11	11.2	
at LSU	02/18/2023	*	31:35	4-9	.444	1-4	.250	7-7	1.000	2	5	7	5.0	5	4	5	1	2	16	11.4	
Alabama	02/22/2023	*	31:07	2-5	.400	0-1	.000	0-2	.000	1	1	2	4.9	5	0	2	0	0	4	11.1	
at Tennessee	02/25/2023	*	31:55	7-14	.500	3-8	.375	1-3	.333	0	4	4	4.9	2	0	3	0	1	18	11.4	
Totals			28	830:48	117-271	.432	23-101	.228	61-95	.642	44	93	137	4.9	99	33	59	12	31	318	11.4

### Player Averages

Games Played	Minutes/game	Points/game	FG Pct	3FG Pct	FT Pct	Rebounds/game	Assists/game	Turnovers/game	Assist/Turnover ratio	Steals/game	Blocks/game
28	29.7	11.4	43.2	22.8	64.2	4.9	1.2	2.1	0.6	1.1	0.4

## PLAYER BIO

### 2022-23

- 16 points, seven rebounds, four assists and two steals in 82-73 win at LSU (Feb. 18)
- Led team with 18 points and two steals in 64-61 win at Ole Miss (Feb. 11), his third-straight game in double figures
- 19 points, six rebounds, three assists and a steal at Missouri (Feb. 7)
- Had 17 points and 10 rebounds at Georgia (Jan. 28) for first double-double in Garnet & Black
- Missed first game of season with deep thigh bruise vs. A&M (Jan. 14)
- Had 16 points and pulled down eight rebounds in comeback road win at Georgetown (Dec. 3)
- Scored 15 points and led team with nine rebounds in victory vs. USC Upstate (Nov. 25)
- Had 10 points, four rebounds and a career-high three blocks vs. Davidson (Nov. 18)
- Shined in Gamecock debut with game-high 21 points in an 80-77 win over SC State (Nov. 8)

### PRE-SOUTH CAROLINA

- In 111 career games at The Citadel (2017-2022), averaged 12.6 points, 6.7 rebounds and 1.7 assists while shooting 50.1 percent (516-of-1030) from the floor
- Scored 1,402 career points for The Citadel over five seasons, which is the seventh-most in program history
- Became the second player in The Citadel's program history to score 1,400 points and collect 700 rebounds
- Two-time First Team All-Southern Conference selection (2021, 2022)
- Nearly averaged a double-double during the 2021-22 season, averaging 18.8 points and 9.5 rebounds per game
- Averaged a double-double in 2020-21 with 18.8 points and 10.5 rebounds per game
- Scored 20 or more points in 24 career games, including 30 points or more on four different occasions
- Notched 28 career double-doubles for The Citadel, which is a program record
- Grabbed 10 or more rebounds 29 times over the course of five seasons
- Scored 20 points or more and grabbed 10 or more rebounds 13 times at The Citadel
- A standout off the court in the classroom, Brown made the Dean's List five times at The Citadel and was a three-time SoCon Honor Roll selection

### PERSONAL

- Son of Jeff and Jackie
- Has a brother, Janson, who played lacrosse at Lincoln Memorial University
- Earned a degree in business administration from The Citadel

## CAREER STATS

				Field Goals		3-Point		F-Throws		Rebounds										Scoring	
SEASON	TEAM	GP-GS	MIN/AVG	FG-FGA	FG%	3FG-3FGA	3FG%	FT-FTA	FT%	OFF	DEF	TOT	AVG	PF-FO	A	TO	BLK	STL	PTS	AVG	
2017-18	Cit	29-9	390/13.4	56-130	.431	12-43	.279	26-37	.703	22	57	79	2.7	55-3	26	31	6	23	150	5.2	
2018-19	Cit	22-13	437/19.9	63-128	.492	15-52	.288	17-22	.773	46	65	111	5.0	68-4	19	28	8	23	158	7.2	
2019-20	Cit	6-5	112/18.7	31-57	.544	8-19	.421	10-14	.714	4	16	20	3.3	13-0	7	16	2	8	80	13.3	
2020-21	Cit	24-24	755/31.5	159-313	.508	26-91	.286	107-152	.704	55	197	252	10.5	67-3	67	60	9	27	451	18.8	
2021-22	Cit	30-30	964/32.1	207-402	.515	33-116	.284	116-185	.627	67	219	286	9.5	74-3	68	68	5	33	563	18.8	
2022-23	USC	28-28	831/29.7	117-271	.432	23-101	.228	61-95	.642	44	93	137	4.9	99-10	33	59	12	31	318	11.4	
TOTAL FOR USC		28-28	831/29.7	117-271	.432	23-101	.228	61-95	.642	44	93	137	4.9	99-10	33	59	12	31	318	11.4	
TOTAL		139-109	3490/25.1	633-1301	.487	117-422	.277	337-505	.667	238	647	885	6.4	376-23	220	262	42	145	1720	12.4	



# 2 CHICO CARTER JR.

Sr. • Guard • 6-3 • 192 • Columbia, S.C. // Murray State // Cardinal Newman School (Columbia, S.C.)

## CAREER HIGHS

### Single Game Highs

Statistic	Value
Points	27 at Tennessee Tech 02/27/21
Rebounds	6 at Vanderbilt 01/03/23
Assists	9 vs Brescia 11/16/19
Steals	3 4 times
Blocks	1 9 times
FG Made	9 5 times
FG Attempts	18 at Tennessee Tech 02/27/21
3FG Made	6 vs Davidson 11/18/22
3FG Attempts	8 at Georgetown 12/03/22, vs Davidson 11/18/22
FT Made	9 at Clemson 12/18/21
FT Attempts	10 at Clemson 12/18/21

## SUPERLATIVES

	'22-23	Career
Double-figure scoring	11	39
Double-figure rebounding	-	-
Double-double	-	-
3+ assists	7	26
2+ steals	4	22
Team high scoring	4	16
Team high rebounding	-	-
Team high assists	3	3
Team high steals	8	8*

includes led, or shared team high

\* indicates at South Carolina



INSTAGRAM: chicocarterjr

TWITTER: @ccarterjr3

## 2022-23 GAME-BY-GAME

Opponent	Date	GS	MIN	Total FG-FGA	PCT	3FG-3FGA	PCT	FT-FTA	PCT	Rebounds OFF DEF TOT	AVG	PF	A	TO	BLK	STL	PTS	AVG
South Carolina St.	11/08/2022	*	37:40	2-11	.182	0-4	.000	1-3	.333	0 0 0	0.0	2	3	0	1	5	5.0	
Clemson	11/11/2022	*	30:57	6-9	.667	4-6	.667	0-0	.000	0 1 1	0.5	0	3	3	0	2	16	10.5
vs Colorado St.	11/17/2022	*	28:33	2-9	.222	1-4	.250	0-0	.000	0 2 2	1.0	1	1	3	0	0	5	8.7
vs Davidson	11/18/2022	*	39:04	9-14	.643	6-8	.750	2-3	.667	0 4 4	1.8	2	2	2	0	0	26	13.0
vs Furman	11/20/2022	*	32:28	7-11	.636	3-4	.750	0-0	.000	0 2 2	1.8	1	2	2	0	0	17	13.8
at George Washington	11/30/2022	*	27:51	4-8	.500	3-4	.750	2-2	1.000	1 0 1	1.7	1	1	1	0	0	13	13.7
at Georgetown	12/03/2022	*	32:36	3-10	.300	1-8	.125	0-0	.000	1 2 3	1.9	1	3	3	0	0	7	12.7
Presbyterian	12/11/2022	*	36:28	2-4	.500	2-4	.500	0-0	.000	2 2 4	2.1	1	0	1	0	2	6	11.9
at UAB	12/14/2022	*	32:05	4-7	.571	4-4	1.000	1-2	.500	0 1 1	2.0	1	1	1	0	0	13	12.0
vs East Carolina	12/17/2022	*	21:51	2-7	.286	1-4	.250	0-1	.000	0 1 1	1.9	2	1	1	0	1	5	11.3
Western Ky.	12/22/2022	*	25:14	3-5	.600	1-2	.500	1-2	.500	0 1 1	1.8	4	3	0	0	0	8	11.0
Eastern Mich.	12/30/2022	*	28:53	6-7	.857	2-3	.667	1-2	.500	1 0 1	1.8	1	1	0	0	2	15	11.3
at Vanderbilt	01/03/2023	*	36:13	9-14	.643	4-6	.667	2-4	.500	3 3 6	2.1	2	4	0	0	0	24	12.3
Tennessee	01/07/2023	*	31:20	1-5	.200	1-5	.200	2-2	1.000	0 3 3	2.1	1	1	4	1	2	5	11.8
at Kentucky	01/10/2023	*	31:48	1-4	.250	1-2	.500	0-0	.000	0 1 1	2.1	1	0	1	0	0	3	11.2
Texas A&M	01/14/2023	*	30:49	4-9	.444	0-2	.000	0-0	.000	0 0 0	1.9	2	2	2	0	1	8	11.0
Ole Miss	01/17/2023	*	37:06	5-10	.500	2-4	.500	0-0	.000	1 3 4	2.1	5	2	2	0	1	12	11.1
Auburn	01/21/2023	*	38:22	3-8	.375	1-6	.167	1-2	.500	0 2 2	2.1	5	0	0	0	2	8	10.9
at Florida	01/25/2023	*	31:08	5-8	.625	2-3	.667	0-0	.000	0 2 2	2.1	0	0	1	0	0	12	10.9
at Georgia	01/28/2023	*	33:05	4-7	.571	4-5	.800	0-0	.000	0 0 0	2.0	1	1	2	0	1	12	11.0
Mississippi St.	01/31/2023	*	12:25	0-0	.000	0-0	.000	0-0	.000	0 0 0	1.9	1	0	0	0	0	0	10.5
Arkansas	02/04/2023	*	18:19	0-3	.000	0-1	.000	0-0	.000	0 0 0	1.8	0	4	3	0	0	0	10.0
at Missouri	02/07/2023	*	28:33	1-3	.333	1-3	.333	0-0	.000	0 4 4	1.9	2	4	4	0	0	3	9.7
at Ole Miss	02/11/2023	*	31:55	2-6	.333	2-6	.333	0-0	.000	0 0 0	1.8	3	1	2	0	0	6	9.5
Vanderbilt	02/14/2023	*	34:37	4-10	.400	3-5	.600	4-4	1.000	0 2 2	1.8	2	0	1	0	0	15	9.8
<b>Totals</b>			<b>25</b>	<b>769:20</b>	<b>89-189</b>	<b>.471</b>	<b>49-103</b>	<b>.476</b>	<b>17-27</b>	<b>.630</b>	<b>9 36 45</b>	<b>1.8</b>	<b>42</b>	<b>40</b>	<b>39</b>	<b>1 15</b>	<b>244</b>	<b>9.8</b>

### Player Averages

Games Played	Minutes/game	Points/game	FG Pct	3FG Pct	FT Pct	Rebounds/game	Assists/game	Turnovers/game	Assist/Turnover ratio	Steals/game	Blocks/game
25	30.8	9.8	47.1	47.6	63.0	1.8	1.6	1.6	1.0	0.6	0.0

## PLAYER BIO

### 2022-23

- Missed second straight contest vs. No. 2/2 Alabama (Feb. 22) with knee injury
- Did not travel to LSU (Feb. 18) and missed game with knee injury
- The best 3-point shooter in the SEC, making 47.6 percent (49-of-103) of his shots from behind the arc
- Has scored in double-figures four times in league action
- 24 points in the SEC opener at Vanderbilt (Jan. 3) ; went 4-for-6 from behind the arc and 9-of-14 overall from the field
- Missed Upstate game (Nov. 25) with ankle injury
- Went 7-of-11 and 3-for-4 from distance, scoring 17 points vs. Furman (Nov. 20) in the team's final game of the Charleston Classic
- Had season-high 26 points vs. Davidson (Nov. 18), with six makes on eight attempts from behind the arc (both career highs)
- Hit game-winning bucket with 0.9 seconds left to knockoff in-state rival Clemson (Nov. 11), 60-58 ; had game-high 16 points and was 4-of-6 from 3

### 2021-22

- Saw action in 24 games, making his lone start in a 105-75 rout of Army (Dec. 22) ; was 7-of-13 from the field and had 20 points
- Averaged 4.2 points per game in limited minutes
- Scored season-high 21 points at Clemson (Dec. 18) ; went 9-of-10 at the free throw line (both career highs) in the game
- Had one double figure outing in SEC play, scoring 12 points vs. Florida (Jan. 15) on 5-of-9 shooting

### PRE-SOUTH CAROLINA

- Earned two letters at Murray State, averaging 9.7 points, 1.6 rebounds and 2.1 assists in 21.3 minutes per game (48 games played)
- As a sophomore for the Racers, started the final nine games of the season, averaging 16.9 points during the stretch, hitting 51.8 percent (57-110) of his attempts from the field
- As a freshman, saw action in 22 games, averaging 6.3 points
- Played high school basketball at Cardinal Newman School where he left the school's all-time leading scorer (1,868 points)
- Averaged 24.5 points, 5.6 rebounds and 4.0 assists per game as a senior when he helped Cardinal Newman to the state title

### PERSONAL

- Son of Chico Sr. and Kitty Carter
- Has a sister, Cierra
- Both parents played basketball at Morris College, and his sister played basketball at Furman University
- Cierra had a standout career on the court for Furman (2015-18), earning several postseason accolades
- A sociology major

## CAREER STATS

				Field Goals		3-Point		F-Throws		Rebounds									Scoring	
SEASON	TEAM	GP-GS	MIN/AVG	FG-FGA	FG%	3FG-3FGA	3FG%	FT-FTA	FT%	OFF	DEF	TOT	AVG	PF-FO	A	TO	BLK	STL	PTS	AVG
2019-20	MUR	22-2	396/18.0	48-108	.444	13-34	.382	29-33	.879	3	31	34	1.5	39-0	51	34	3	13	138	6.3
2020-21	MUR	26-9	626/24.1	122-240	.508	46-104	.442	39-48	.813	3	41	44	1.7	36-0	50	52	3	29	329	12.7
2021-22	USC	24-1	228/9.5	35-86	.407	11-29	.379	19-23	.826	1	12	13	0.5	13-0	14	19	2	10	100	4.2
2022-23	USC	25-25	769/30.8	89-189	.471	49-103	.476	17-27	.630	9	36	45	1.8	42-2	40	39	1	15	244	9.8
TOTAL FOR USC		49-26	997/20.3	124-275	.451	60-132	.455	36-50	.720	10	48	58	1.2	55-2	54	58	3	25	344	7.0
TOTAL		97-37	2020/20.8	294-623	.472	119-270	.441	104-131	.794	16	120	136	1.4	130-2	155	144	9	67	811	8.4

# 44 FORD COOPER JR.

Sr. • Guard • 6-3 • 193 • Charlotte, N.C. // Missouri State // United Faith Christian Academy (Charlotte, N.C.)

## CAREER HIGHS

### Single Game Highs

Statistic	Value
Points	7 at Evansville 01/18/20
Rebounds	7 vs Valparaiso 01/23/20
Assists	5 at Drake 01/26/20
Steals	3 vs Bradley 01/15/20
Blocks	1 vs Murray St. 12/03/19
FG Made	2 vs Bradley 01/15/20, vs Saint Joseph's 11/22/19, vs Texas A&M 01/14/23
FG Attempts	5 5 times
3FG Made	2 vs Bradley 01/15/20, vs Saint Joseph's 11/22/19, vs Texas A&M 01/14/23
3FG Attempts	4 at UNI 01/29/20, vs Bradley 01/15/20, at George Washington 11/30/22
FT Made	5 at Evansville 01/18/20
FT Attempts	5 at Evansville 01/18/20

## SUPERLATIVES

	'22-23	Career
Double-figure scoring	-	-
Double-figure rebounding	-	-
Double-double	-	-
2+ assists	1	11
Team high scoring*	-	-
Team high rebounding*	-	-
Team high assists*	-	-
Team high steals*	1	1

includes led, or shared team high  
\* at South Carolina



**INSTAGRAM:** fordcooper1\_  
**TWITTER:** -

## 2022-23 GAME-BY-GAME

Opponent	Date	GS	MIN	Total FG-FGA	PCT	3FG-3FGA	PCT	Free throws FT-FTA	PCT	Rebounds OFF DEF TOT AVG	PF	A	TO	BLK	STL	PTS	AVG
vs Colorado St.	11/17/2022		02:44	0-0	.000	0-0	.000	0-0	.000	0 1 1 1.0	0	0	0	0	0	0	0.0
vs Furman	11/20/2022		01:24	0-0	.000	0-0	.000	0-0	.000	0 0 0 0.5	0	0	0	0	0	0	0.0
USC Upstate	11/25/2022		28:20	1-5	.200	0-3	.000	2-2	1.000	1 1 2 1.0	1	0	0	0	0	4	1.3
at George Washington	11/30/2022		13:14	1-5	.200	1-4	.250	0-0	.000	0 2 2 1.3	2	1	0	0	0	3	1.8
at Georgetown	12/03/2022		16:04	0-1	.000	0-1	.000	0-0	.000	0 1 1 1.2	1	0	0	0	1	0	1.4
Presbyterian	12/11/2022		02:39	0-0	.000	0-0	.000	0-0	.000	0 0 0 1.0	1	0	0	0	0	0	1.2
at UAB	12/14/2022		07:03	0-0	.000	0-0	.000	0-0	.000	0 2 2 1.1	1	1	1	0	0	0	1.0
vs East Carolina	12/17/2022		01:09	0-0	.000	0-0	.000	0-0	.000	0 0 0 1.0	0	0	0	0	0	0	0.9
Western Ky.	12/22/2022		04:58	0-1	.000	0-1	.000	0-0	.000	0 0 0 0.9	1	0	0	0	0	0	0.8
Eastern Mich.	12/30/2022		03:25	0-1	.000	0-1	.000	0-0	.000	0 1 1 0.9	0	0	0	0	0	0	0.7
Tennessee	01/07/2023		09:29	0-3	.000	0-2	.000	0-0	.000	0 0 0 0.8	0	0	1	0	0	0	0.6
Texas A&M	01/14/2023		09:52	2-3	.667	2-3	.667	0-0	.000	1 0 1 0.8	2	0	1	0	0	6	1.1
Ole Miss	01/17/2023		00:13	0-0	.000	0-0	.000	0-0	.000	0 0 0 0.8	0	0	0	0	0	0	1.0
at Florida	01/25/2023		08:11	1-1	1.000	1-1	1.000	0-0	.000	0 2 2 0.9	1	1	1	0	0	3	1.1
at Georgia	01/28/2023		05:14	0-1	.000	0-1	.000	0-0	.000	0 1 1 0.9	0	0	0	0	0	0	1.1
Mississippi St.	01/31/2023		13:22	0-2	.000	0-2	.000	0-0	.000	0 0 0 0.8	1	0	0	0	0	0	1.0
<b>Totals</b>		<b>0</b>	<b>127:22</b>	<b>5-23</b>	<b>.217</b>	<b>4-19</b>	<b>.211</b>	<b>2-2</b>	<b>1.000</b>	<b>2 11 13 0.8</b>	<b>11</b>	<b>3</b>	<b>4</b>	<b>0</b>	<b>1</b>	<b>16</b>	<b>1.0</b>

### Player Averages

Games Played	Minutes/ game	Points/ game	FG Pct	3FG Pct	FT Pct	Rebounds/ game	Assists/ game	Turnovers/ game	Assist/Turnover ratio	Steals/ game	Blocks/ game
16	8.0	1.0	21.7	21.1	100.0	0.8	0.2	0.3	0.8	0.1	0.0

## PLAYER BIO

### 2022-23

- Hit two 3s and scored six points, his most as a Gamecock, vs. Texas A&M (Jan. 14)
- Had first career steal as a Gamecock at Georgetown (Dec. 3)
- Played career-high 28 minutes in a Gamecock uniform in comeback victory over USC Upstate (Nov. 25) ; had four points and pair of rebounds
- Made his first two appearances of the season at the Charleston Classic vs. Colorado State (Nov. 18) and Furman (Nov. 20)
- Has not played yet this season

### 2021-22

- Made season debut in blowout win vs. Allen (Dec. 14) ; scored first career points as a Gamecock knocking down a corner three ; also had two assists in seven minutes of action

### 2020-21

- Saw first action career action in Garnet & Black vs. Texas A&M (Jan. 6)

### PRE-SOUTH CAROLINA

- Spent freshman season at Missouri State where he played in 27 games with five starts
- His 2.9 assist-to-turnover ratio in MVC games ranked third in the league (20 assists, 7 turnovers) in 2019-20

### PERSONAL

- Son of Ruby and Ford Cooper Sr.
- Has two sisters, Riley and Elle
- His advice to young people is "never stop imagining"
- Credits Mexico as his favorite vacation destination, and his favorite dessert is cake
- An African American Studies major

## CAREER STATS

SEASON	TEAM	GP-GS	MIN/AVG	Field Goals		3-Point		F-Throws		Rebounds				Scoring			
				FG-FGA	FG%	3FG-3FGA	3FG%	FT-FTA	FT%	OFF	DEF	TOT	AVG	PF-FO	A	TO	BLK
2019-20	MOST	27-5	323/12.0	14-48	.292	13-35	.371	9-11	.818	2	24	26	1.0	38-1	31	21	1
2020-21	USC	1-0	2/1.6	0-0	.000	0-0	.000	0-0	.000	0	0	0	0.0	0-0	0	0	0
2021-22	USC	1-0	7/7.4	1-1	1.000	1-1	1.000	0-0	.000	0	0	0	0.0	0-0	2	1	0
2022-23	USC	16-0	127/8.0	5-23	.217	4-19	.211	2-2	1.000	2	11	13	0.8	11-0	3	4	0
<b>TOTAL FOR USC</b>		<b>18-0</b>	<b>136/7.6</b>	<b>6-24</b>	<b>.250</b>	<b>5-20</b>	<b>.250</b>	<b>2-2</b>	<b>1.000</b>	<b>2</b>	<b>11</b>	<b>13</b>	<b>0.7</b>	<b>11-0</b>	<b>5</b>	<b>5</b>	<b>0</b>
<b>TOTAL</b>		<b>45-5</b>	<b>460/10.2</b>	<b>20-72</b>	<b>.278</b>	<b>18-55</b>	<b>.327</b>	<b>11-13</b>	<b>.846</b>	<b>4</b>	<b>35</b>	<b>39</b>	<b>0.9</b>	<b>49-1</b>	<b>36</b>	<b>26</b>	<b>1</b>

# 12 ZACHARY DAVIS

Fr. • 6-8 • 192 • Orangeburg, S.C. // Denmark-Olar (Denmark, S.C.)

## CAREER HIGHS

### Single Game Highs

Statistic	Value
Points	13 vs Texas A&M 01/14/23
Rebounds	6 vs Eastern Mich. 12/30/22
Assists	2 vs Tennessee 01/07/23, at Florida 01/25/23, vs Arkansas 02/04/23
Steals	3 vs Alabama 02/22/23
Blocks	2 vs Tennessee 01/07/23
FG Made	4 vs Texas A&M 01/14/23
FG Attempts	8 vs USC Upstate 11/25/22
3FG Made	2 vs Alabama 02/22/23
3FG Attempts	5 vs USC Upstate 11/25/22
FT Made	4 vs Texas A&M 01/14/23
FT Attempts	5 vs Texas A&M 01/14/23

## SUPERLATIVES

	'22-23
Double-figure scoring	1
Double-figure rebounding	-
Double-double	-
3+ assists	-
2+ steals	3
Team high scoring	1
Team high rebounding	-
Team high assists	2
Team high steals	7

includes led, or shared team high



**INSTAGRAM:** therealzloo

**TWITTER:** @\_ZachDavis12

## 2022-23 GAME-BY-GAME

Opponent	Date	GS	MIN	Total		3-Pointers		Free throws		Rebounds				PF	A	TO	BLK	STL	PTS	AVG	
				FG-FGA	PCT	3FG-3FGA	PCT	FT-FTA	PCT	OFF	DEF	TOT	AVG								
South Carolina St.	11/08/2022		18:53	2-5	.400	0-3	.000	0-0	.000	1	2	3	3.0	1	0	2	0	0	4	4.0	
Clemson	11/11/2022		12:28	0-2	.000	0-2	.000	0-1	.000	1	2	3	3.0	0	1	0	0	1	0	2.0	
vs Colorado St.	11/17/2022		17:23	0-1	.000	0-0	.000	0-0	.000	0	1	1	2.3	0	0	1	0	0	0	1.3	
vs Davidson	11/18/2022		13:09	0-1	.000	0-1	.000	0-0	.000	0	2	2	2.3	2	1	1	0	1	0	1.0	
vs Furman	11/20/2022		04:13	0-1	.000	0-0	.000	0-0	.000	0	1	1	2.0	1	0	0	0	1	0	0.8	
USC Upstate	11/25/2022	*	24:32	3-8	.375	1-5	.200	0-0	.000	2	2	4	2.3	1	1	0	0	0	7	1.8	
at George Washington	11/30/2022		14:06	2-3	.667	0-1	.000	0-0	.000	1	2	3	2.4	1	1	0	0	1	4	2.1	
at Georgetown	12/03/2022		03:45	0-1	.000	0-1	.000	0-0	.000	0	0	0	2.1	0	0	0	0	0	0	1.9	
vs East Carolina	12/17/2022		02:47	0-0	.000	0-0	.000	0-0	.000	0	1	1	2.0	0	0	1	0	0	0	1.7	
Western Ky.	12/22/2022		06:46	0-1	.000	0-0	.000	0-0	.000	1	1	2	2.0	1	0	1	0	1	0	1.5	
Eastern Mich.	12/30/2022		14:45	2-3	.667	0-1	.000	0-0	.000	3	3	6	2.4	0	1	0	1	0	4	1.7	
at Vanderbilt	01/03/2023		09:51	1-1	1.000	1-1	1.000	0-0	.000	0	1	1	2.3	0	0	0	0	0	3	1.8	
Tennessee	01/07/2023		13:25	0-2	.000	0-1	.000	0-0	.000	0	2	2	2.2	0	2	0	2	1	0	1.7	
at Kentucky	01/10/2023		06:60	1-1	1.000	0-0	.000	0-0	.000	1	3	4	2.4	0	0	0	0	0	2	1.7	
Texas A&M	01/14/2023	*	21:42	4-6	.667	1-2	.500	4-5	.800	0	2	2	2.3	3	1	2	0	2	13	2.5	
Ole Miss	01/17/2023		17:09	3-4	.750	0-0	.000	0-0	.000	1	3	4	2.4	3	0	0	0	0	6	2.7	
Auburn	01/21/2023		19:05	1-4	.250	0-2	.000	0-0	.000	0	0	0	2.3	4	1	1	0	0	2	2.6	
at Florida	01/25/2023		15:50	0-2	.000	0-1	.000	2-2	1.000	2	1	3	2.3	2	2	0	0	0	2	2.6	
at Georgia	01/28/2023		10:59	0-0	.000	0-0	.000	0-0	.000	0	3	3	2.4	1	0	2	0	0	0	2.5	
Mississippi St.	01/31/2023		13:38	1-1	1.000	0-0	.000	0-0	.000	1	1	2	2.4	1	0	1	0	1	2	2.5	
Arkansas	02/04/2023		13:14	0-2	.000	0-2	.000	0-0	.000	0	0	0	2.2	1	2	1	0	1	0	2.3	
at Missouri	02/07/2023		04:33	0-1	.000	0-1	.000	0-0	.000	0	0	0	2.1	3	1	0	0	0	0	2.2	
at Ole Miss	02/11/2023		13:03	0-1	.000	0-1	.000	2-2	1.000	0	0	0	2.0	1	1	2	0	2	2	2.2	
Vanderbilt	02/14/2023		13:11	1-2	.500	1-2	.500	0-0	.000	0	2	2	2.0	1	1	0	1	1	3	2.3	
at LSU	02/18/2023		16:08	2-3	.667	0-1	.000	0-0	.000	0	3	3	2.1	0	1	1	0	0	4	2.3	
Alabama	02/22/2023		25:55	2-3	.667	2-3	.667	0-0	.000	0	5	5	2.2	1	1	0	0	3	6	2.5	
at Tennessee	02/25/2023		16:11	0-1	.000	0-1	.000	0-0	.000	1	1	2	2.2	1	1	0	0	0	0	2.4	
Totals			2	363:40	25-60	.417	6-32	.188	8-10	.800	15	44	59	2.2	29	19	16	4	16	64	2.4

### Player Averages

Games Played	Minutes/game	Points/game	FG Pct	3FG Pct	FT Pct	Rebounds/game	Assists/game	Turnovers/game	Assist/Turnover ratio	Steals/game	Blocks/game
27	13.5	2.4	41.7	18.8	80.0	2.2	0.7	0.6	1.2	0.6	0.1

## PLAYER BIO

### 2022-23

- Had six points including a pair of clutch 3s in the second half of a tight overtime battle with No. 2/2 Alabama (Feb. 22) ; also had five rebounds and led the team with a career-high three steals ; played 26 minutes, a season high in SEC play
- Scored in double-figures for the first time as a Gamecock vs. Texas A&M (Jan. 14) ; led team with 13 points and pair of steals
- Logged first career start vs. USC Upstate (Nov. 25) ; had seven points and four rebounds
- Made Gamecock debut in 80-77 win vs. SC State (Nov. 8) ; had four points and three rebounds in 19 minutes of action

### PRE-SOUTH CAROLINA

- Three-star prospect, rated fourth-best player in the state via 247Sports and On3
- As a senior, led Denmark-Olar to an 18-7 record after averaging 24.2 points, 9.3 rebounds, 8.2 assists, 3.1 steals and 2.6 blocks per game
- Named 2022 1A Boys South Carolina Basketball Coaches Association Player of the Year
- Two-time all-state selection and three-time all-region pick
- Averaged 16.9 points per game as a junior and 16.6 points per game as a sophomore for the Vikings

### Personal

- Son of Hercules and Karla Davis – has an older sister, Danielle
- Dad was his high school coach at Denmark-Olar
- Earned a spot on the A-B honor roll every year of high school
- Born on July 28
- Mass communication major

## CAREER STATS

				Field Goals		3-Point		F-Throws		Rebounds				Scoring						
SEASON	TEAM	GP-GS	MIN/AVG	FG-FGA	FG%	3FG-3FGA	3FG%	FT-FTA	FT%	OFF	DEF	TOT	AVG	PF-FO	A	TO	BLK	STL	PTS	AVG
2022-23	USC	27-2	364/13.5	25-60	.417	6-32	.188	8-10	.800	15	44	59	2.2	29-0	19	16	4	16	64	2.4
<b>TOTAL</b>		<b>27-2</b>	<b>364/13.5</b>	<b>25-60</b>	<b>.417</b>	<b>6-32</b>	<b>.188</b>	<b>8-10</b>	<b>.800</b>	<b>15</b>	<b>44</b>	<b>59</b>	<b>2.2</b>	<b>29-0</b>	<b>19</b>	<b>16</b>	<b>4</b>	<b>16</b>	<b>64</b>	<b>2.4</b>



# 33 JOSH GRAY

Jr. • Forward • 7-0 • 255 • Brooklyn, N.Y. // LSU // Putnam Science Academy (Putnam, Conn.)

## CAREER HIGHS


### Single Game Highs

Statistic	Value
Points	20 vs Arkansas 02/04/23
Rebounds	14 vs Mississippi St. 01/31/23, vs Arkansas 02/04/23
Assists	2 5 times
Steals	2 4 times
Blocks	3 4 times
FG Made	9 vs Arkansas 02/04/23
FG Attempts	14 vs Arkansas 02/04/23
3FG Attempts	1 vs Western Ky. 11/14/21, vs Arkansas 02/04/23
FT Made	3 vs Georgetown 12/05/21, at Florida 01/25/23, at Missouri 02/07/23
FT Attempts	7 at Florida 01/25/23

## SUPERLATIVES

	'22-23	Career
Double-figure scoring	2	2
Double-figure rebounding	7	8
Double-double	2	2
2+ blocks	5	8
Team high scoring	1	1
Team high rebounding	13	16*
Team high blocks	14	18*

includes led, or shared team high  
\* at South Carolina



**INSTAGRAM:** joshgrayofficial  
**TWITTER:** @NWNBJosh

## 2022-23 GAME-BY-GAME

Opponent	Date	GS	MIN	Total		3-Pointers		Free throws		Rebounds			PF	A	TO	BLK	STL	PTS	AVG		
				FG-FGA	PCT	3FG-3FGA	PCT	FT-FTA	PCT	OFF	DEF	TOT	AVG								
South Carolina St.	11/08/2022		13:56	1-1	1.000	0-0	.000	2-2	1.000	2	4	6	6.0	5	0	1	2	0	4	4.0	
Clemson	11/11/2022		19:03	2-6	.333	0-0	.000	2-5	.400	5	5	10	8.0	1	1	0	3	0	6	5.0	
vs Colorado St.	11/17/2022		05:29	1-1	1.000	0-0	.000	0-0	.000	1	0	1	5.7	3	0	0	1	0	2	4.0	
vs Davidson	11/18/2022		05:36	1-1	1.000	0-0	.000	0-2	.000	1	1	2	4.8	1	0	0	1	0	2	3.5	
vs Furman	11/20/2022		09:11	1-1	1.000	0-0	.000	1-2	.500	0	1	1	4.0	1	0	2	1	0	3	3.4	
USC Upstate	11/25/2022		08:36	1-2	.500	0-0	.000	0-1	.000	1	1	2	3.7	1	0	0	1	0	2	3.2	
at George Washington	11/30/2022		15:03	2-2	1.000	0-0	.000	0-0	.000	2	1	3	3.6	4	0	1	0	0	4	3.3	
at Georgetown	12/03/2022		06:14	1-1	1.000	0-0	.000	0-0	.000	1	0	1	3.3	1	1	1	0	0	2	3.1	
Presbyterian	12/11/2022		20:56	1-2	.500	0-0	.000	2-2	1.000	3	4	7	3.7	3	0	0	1	1	4	3.2	
at UAB	12/14/2022		13:38	0-1	.000	0-0	.000	0-0	.000	2	5	7	4.0	3	2	1	2	0	0	2.9	
vs East Carolina	12/17/2022		17:21	1-3	.333	0-0	.000	0-1	.000	4	3	7	4.3	3	0	1	1	0	2	2.8	
Western Ky.	12/22/2022		06:22	0-0	.000	0-0	.000	0-0	.000	1	1	2	4.1	1	1	0	0	0	0	2.6	
Eastern Mich.	12/30/2022		05:39	0-1	.000	0-0	.000	0-0	.000	2	1	3	4.0	1	0	0	0	0	0	2.4	
at Vanderbilt	01/03/2023		06:10	2-2	1.000	0-0	.000	1-2	.500	1	2	3	3.9	3	0	1	0	0	5	2.6	
Tennessee	01/07/2023		16:07	1-3	.333	0-0	.000	0-0	.000	5	0	5	4.0	1	0	1	0	2	2	2.5	
at Kentucky	01/10/2023	*	24:14	2-6	.333	0-0	.000	0-0	.000	1	2	3	3.9	2	1	3	1	0	4	2.6	
Texas A&M	01/14/2023	*	10:55	1-2	.500	0-0	.000	0-0	.000	0	1	1	3.8	3	0	0	1	0	2	2.6	
Ole Miss	01/17/2023	*	12:49	2-3	.667	0-0	.000	0-0	.000	0	2	2	3.7	2	1	0	1	0	4	2.7	
Auburn	01/21/2023		21:02	2-4	.500	0-0	.000	2-2	1.000	5	3	8	3.9	1	0	1	0	0	6	2.8	
at Florida	01/25/2023		20:39	4-8	.500	0-0	.000	3-7	.429	5	8	13	4.4	3	0	0	1	0	11	3.3	
at Georgia	01/28/2023	*	23:14	2-5	.400	0-0	.000	0-0	.000	2	4	6	4.4	4	0	2	2	0	4	3.3	
Mississippi St.	01/31/2023	*	21:28	3-6	.500	0-0	.000	0-0	.000	8	6	14	4.9	4	2	3	1	2	6	3.4	
Arkansas	02/04/2023	*	26:36	9-14	.643	0-1	.000	2-4	.500	7	7	14	5.3	2	1	0	1	0	20	4.1	
at Missouri	02/07/2023	*	22:27	3-3	1.000	0-0	.000	3-4	.750	5	2	7	5.3	1	0	1	0	1	9	4.3	
at Ole Miss	02/11/2023	*	25:13	1-5	.200	0-0	.000	1-6	.167	3	10	13	5.6	2	1	2	1	1	3	4.3	
Vanderbilt	02/14/2023	*	23:39	1-2	.500	0-0	.000	0-2	.000	1	11	12	5.9	4	0	1	0	0	2	4.2	
at LSU	02/18/2023	*	19:45	1-2	.500	0-0	.000	0-0	.000	2	5	7	5.9	3	2	0	2	0	2	4.1	
Alabama	02/22/2023	*	29:47	3-5	.600	0-0	.000	2-5	.400	2	4	6	5.9	4	0	2	1	0	8	4.3	
at Tennessee	02/25/2023	*	20:54	1-4	.250	0-0	.000	0-0	.000	7	3	10	6.1	0	0	2	0	0	2	4.2	
Totals			12	472:04	50-96	.521	0-1	.000	21-47	.447	79	97	176	6.1	67	13	26	25	7	121	4.2

### Player Averages

Games Played	Minutes/game	Points/game	FG Pct	3FG Pct	FT Pct	Rebounds/game	Assists/game	Turnovers/game	Assist/Turnover ratio	Steals/game	Blocks/game
29	16.3	4.2	52.1	0.0	44.7	6.1	0.4	0.9	0.5	0.2	0.9

## PLAYER BIO

### 2022-23

- Had best game in college with 20 points and 14 rebounds (both career highs) vs. Arkansas (Feb. 4) ; was 9-of-14 with five dunks in the game
- Pulled down career-high 14 rebounds vs. Miss. State (Jan. 31) ; eight of them came on the offensive end
- Had career day at Florida (Jan. 25) with first double-double and first game in double figures scoring in college ; finished with 11 points (first double figure scoring game in college) and 13 rebounds
- Gave the team big minutes off the bench in 60-58 rivalry game win vs. Clemson (Nov. 11) ; had six points, 10 rebounds (second career double figure rebounding performance) and matched his career high with three blocks

### 2021-22

- Saw action in 25 games during first season in Garnet and Black ; started the first three games then came off the bench the remainder of the season, averaging 11.3 minutes per contest
- Averaged 2.9 points and 3.5 rebounds per game ; was 30-for-58 from the field (51.7 percent)
- Had a career-high three blocks on three separate occasions: vs. Rider (Nov. 28), vs. Vanderbilt (Jan. 26) and at No. 5/5 Auburn (March 5)
- Pulled down 11 rebounds at Arkansas (Jan. 18) ; also had eight points and was 4-of-6 from the field
- Had nine points in 80-67 win vs. Georgetown (Dec. 5)

### PRE-SOUTH CAROLINA

- Played freshman season at LSU where he averaged 0.8 points and 1.2 rebounds in 10 games
- Prior to college career, spent a season at Putnam Science Academy (Connecticut) helping his team capture the co-National Prep Championship and a 36-4 overall record
- At Putnam, averaged 9.8 points, 8.9 rebounds and 2.1 blocks per game
- Also participated in track and soccer in high school

### PERSONAL

- Son of Mr. and Mrs. Gray
- Is the youngest of three siblings
- Lists Giannis Antetokounmpo as his favorite professional basketball player
- His favorite dessert is cheesecake, and his favorite vacation spot is France
- A mass communications major

## CAREER STATS

				Field Goals		3-Point		F-Throws		Rebounds									Scoring	
SEASON	TEAM	GP-GS	MIN/AVG	FG-FGA	FG%	3FG-3FGA	3FG%	FT-FTA	FT%	OFF	DEF	TOT	AVG	PF-FO	A	TO	BLK	STL	PTS	AVG
2020-21	LSU	10-0	33/3.3	3-6	.500	0-0	.000	2-7	.286	5	7	12	1.2	7-0	0	2	1	0	8	0.8
2021-22	USC	25-3	284/11.3	30-58	.517	0-1	.000	13-34	.382	36	51	87	3.5	37-0	9	12	17	11	73	2.9
2022-23	USC	29-12	472/16.3	50-96	.521	0-1	.000	21-47	.447	79	97	176	6.1	67-1	13	26	25	7	121	4.2
TOTAL FOR USC		54-15	756/14.0	80-154	.519	0-2	.000	34-81	.420	115	148	263	4.9	104-1	22	38	42	18	194	3.6
TOTAL		64-15	789/12.3	83-160	.519	0-2	.000	36-88	.409	120	155	275	4.3	111-1	22	40	43	18	202	3.2

# 30 DANIEL HANKINS-SANFORD

Fr. • Forward • 6-8 • 233 • Charlotte, N.C. // Julius L. Chambers (Charlotte, N.C.)

## CAREER HIGHS

### Single Game Highs

Statistic	Value
Points	8 vs Eastern Mich. 12/30/22
Rebounds	8 vs Western Ky. 12/22/22
Assists	3 vs Furman 11/20/22
Steals	1 vs Tennessee 01/07/23, vs Ole Miss 01/17/23, at Tennessee 02/25/23
Blocks	1 vs South Carolina St. 11/08/22
FG Made	4 vs Eastern Mich. 12/30/22
FG Attempts	8 vs Eastern Mich. 12/30/22
3FG Made	1 vs Tennessee 01/07/23, at Kentucky 01/10/23
3FG Attempts	2 vs Vanderbilt 02/14/23, vs Furman 11/20/22

## SUPERLATIVES

	'22-23
Double-figure scoring	-
Double-figure rebounding	-
Double-double	-
2+ blocks	-
2+ steals	-
Team high scoring	-
Team high rebounding	1
Team high blocks	-
Team high steals	2

includes led, or shared team high



**INSTAGRAM:** danwiththestackzz

**TWITTER:** @danielsanford30

## 2022-23 GAME-BY-GAME

Opponent	Date	GS	MIN	Total		3-Pointers		Free throws		Rebounds				PF	A	TO	BLK	STL	PTS		AVG
				FG-FGA	PCT	3FG-3FGA	PCT	FT-FTA	PCT	OFF	DEF	TOT	AVG								
South Carolina St.	11/08/2022		09:15	1-3	.333	0-0	.000	3-3	1.000	0	1	1	1.0	1	0	1	1	0	5	5.0	
Clemson	11/11/2022		07:00	1-5	.200	0-1	.000	0-0	.000	1	4	5	3.0	1	0	0	0	0	2	3.5	
vs Colorado St.	11/17/2022		08:57	0-1	.000	0-0	.000	3-4	.750	3	0	3	3.0	1	0	2	0	0	3	3.3	
vs Davidson	11/18/2022		10:04	1-2	.500	0-0	.000	0-0	.000	3	3	6	3.8	1	0	2	0	0	2	3.0	
vs Furman	11/20/2022		14:20	1-5	.200	0-2	.000	0-1	.000	1	1	2	3.4	0	3	0	0	0	2	2.8	
USC Upstate	11/25/2022		05:00	0-2	.000	0-0	.000	0-0	.000	2	0	2	3.2	0	0	1	0	0	0	2.3	
vs East Carolina	12/17/2022		03:44	0-1	.000	0-0	.000	0-0	.000	1	1	2	3.0	0	0	0	0	0	0	2.0	
Western Ky.	12/22/2022		12:27	1-4	.250	0-0	.000	0-4	.000	3	5	8	3.6	1	0	1	0	0	2	2.0	
Eastern Mich.	12/30/2022		11:20	4-8	.500	0-1	.000	0-0	.000	2	1	3	3.6	0	0	0	0	0	8	2.7	
at Vanderbilt	01/03/2023		07:55	0-3	.000	0-0	.000	0-0	.000	1	0	1	3.3	1	0	0	0	0	0	2.4	
Tennessee	01/07/2023		08:50	1-3	.333	1-1	1.000	0-0	.000	0	1	1	3.1	1	0	0	0	1	3	2.5	
at Kentucky	01/10/2023		11:18	2-2	1.000	1-1	1.000	0-0	.000	0	0	0	2.8	2	0	0	0	0	5	2.7	
Texas A&M	01/14/2023		15:54	2-4	.500	0-1	.000	0-0	.000	2	1	3	2.8	1	0	1	0	0	4	2.8	
Ole Miss	01/17/2023		04:05	0-2	.000	0-0	.000	0-0	.000	0	1	1	2.7	0	0	0	0	1	0	2.6	
Auburn	01/21/2023		04:57	1-3	.333	0-0	.000	0-0	.000	1	0	1	2.6	1	0	0	0	0	2	2.5	
at Florida	01/25/2023		09:14	2-3	.667	0-0	.000	0-0	.000	1	1	2	2.6	1	1	1	0	0	4	2.6	
Arkansas	02/04/2023		01:34	0-0	.000	0-0	.000	0-0	.000	0	0	0	2.4	0	0	0	0	0	0	2.5	
Vanderbilt	02/14/2023		05:32	3-5	.600	0-2	.000	1-1	1.000	1	0	1	2.3	1	0	0	0	0	7	2.7	
at LSU	02/18/2023		01:54	0-1	.000	0-0	.000	0-0	.000	0	1	1	2.3	1	0	0	0	0	0	2.6	
at Tennessee	02/25/2023		12:15	1-3	.333	0-1	.000	0-0	.000	1	0	1	2.2	0	0	2	0	1	2	2.6	
<b>Totals</b>			<b>0 165:35</b>	<b>21-60</b>	<b>.350</b>	<b>2-10</b>	<b>.200</b>	<b>7-13</b>	<b>.538</b>	<b>23</b>	<b>21</b>	<b>44</b>	<b>2.2</b>	<b>14</b>	<b>4</b>	<b>11</b>	<b>1</b>	<b>3</b>	<b>51</b>	<b>2.6</b>	

### Player Averages

Games Played	Minutes/ game	Points/ game	FG Pct	3FG Pct	FT Pct	Rebounds/ game	Assists/ game	Turnovers/ game	Assist/Turnover ratio	Steals/ game	Blocks/ game
20	8.3	2.6	35.0	20.0	53.8	2.2	0.2	0.6	0.4	0.2	0.1

## PLAYER BIO

### 2022-23

- Scored seven points (3-for-5 FGs) vs. Vanderbilt (Feb. 14) to lead all bench scorers in the game
- Grabbed a career-high eight rebounds in 65-58 win over WKU (Dec. 22) in just 12 minutes of action
- Did not travel due to illness and missed both of team's games on D.C. roadtrip: at George Washington (Nov. 30) and at Georgetown (Dec. 3)
- Had season-high six rebounds in just 10 minutes of action vs. Davidson (Nov. 18)
- Pulled down five rebounds in just 7 minutes of game time in a 60-58 win vs. in-state rival Clemson (Nov. 11)
- Made Gamecock debut in 80-77 win vs. SC State (Nov. 8) ; had five points, a rebound and a block in 9 minutes of action

### PRE-SOUTH CAROLINA

- Three-star prospect, rated in the top-200 nationally and fifth in the state of the North Carolina via 247Sports
- Played varsity all four years at Julius L. Chambers High School (2018-22)
- As a senior, led the Cougars to a 22-7 overall record after averaging 16.5 points, 7.9 rebounds, 1.9 steals and 1.8 assists per game
- As a junior, averaged 21.4 points, 9.9 rebounds, 2.4 assists and 2.0 blocks per game

### Personal

- Sport and entertainment management major

## CAREER STATS

				Field Goals		3-Point		F-Throws		Rebounds									Scoring	
SEASON	TEAM	GP-GS	MIN/AVG	FG-FGA	FG%	3FG-3FGA	3FG%	FT-FTA	FT%	OFF	DEF	TOT	AVG	PF-FO	A	TO	BLK	STL	PTS	AVG
2022-23	USC	20-0	166/8.3	21-60	.350	2-10	.200	7-13	.538	23	21	44	2.2	14-0	4	11	1	3	51	2.6
TOTAL		20-0	166/8.3	21-60	.350	2-10	.200	7-13	.538	23	21	44	2.2	14-0	4	11	1	3	51	2.6

# 23 GREGORY "GG" JACKSON II

Jr. • Forward • 6-9 • 215 • Columbia, S.C. // Ridge View (Columbia, S.C.)

## CAREER HIGHS

### Single Game Highs

Statistic	Value	
Points	30	vs Auburn 01/21/23
Rebounds	16	vs Western Ky. 12/22/22
Assists	3	vs Ole Miss 01/17/23, at Georgia 01/28/23
Steals	4	at Georgia 01/28/23
Blocks	3	at George Washington 11/30/22
FG Made	10	vs Auburn 01/21/23
FG Attempts	21	vs Auburn 01/21/23
3FG Made	4	vs Eastern Mich. 12/30/22, vs Auburn 01/21/23, at LSU 02/18/23
3FG Attempts	10	at LSU 02/18/23
FT Made	6	vs Auburn 01/21/23, at LSU 02/18/23
FT Attempts	8	vs Auburn 01/21/23, at Florida 01/25/23

## SUPERLATIVES

	'22-23
Double-figure scoring	23
Double-figure rebounding	3
Double-double	3
2+ blocks	8
2+ steals	5
Team high scoring	15
Team high rebounding	13
Team high blocks	11
Team high steals	9

includes led, or shared team high



**INSTAGRAM:** gregupnxt

**TWITTER:** @\_ggjackson

## 2022-23 GAME-BY-GAME

Opponent	Date	GS	MIN	Total		3-Pointers		Free throws		Rebounds			PF	A	TO	BLK	STL	PTS	AVG	
				FG-FA	PCT	3FG-3FA	PCT	FT-FTA	PCT	OFF	DEF	TOT								AVG
South Carolina St.	11/08/2022	*	33:10	7-15	.467	2-2	1.000	2-4	.500	2	8	10.0	1	1	4	1	1	18	18.0	
Clemson	11/11/2022	*	33:55	4-13	.308	1-3	.333	3-4	.750	3	5	8	9.0	1	0	1	0	12	15.0	
vs Colorado St.	11/17/2022	*	30:50	8-18	.444	2-7	.286	2-3	.667	2	5	7	8.3	4	0	3	0	20	16.7	
vs Davidson	11/18/2022	*	38:01	5-12	.417	0-2	.000	2-3	.667	3	6	9	8.5	3	0	2	2	12	15.5	
vs Furman	11/20/2022	*	34:36	8-15	.533	2-5	.400	1-2	.500	1	5	6	8.0	0	1	5	1	19	16.2	
USC Upstate	11/25/2022	*	33:04	8-14	.571	3-6	.500	3-4	.750	1	5	6	7.7	2	1	3	2	22	17.2	
at George Washington	11/30/2022	*	26:28	4-17	.235	1-5	.200	2-3	.667	3	3	6	7.4	1	1	0	3	11	16.3	
at Georgetown	12/03/2022	*	38:36	9-19	.474	2-5	.400	2-3	.667	3	5	8	7.5	2	2	3	0	22	17.0	
Presbyterian	12/11/2022	*	33:55	6-12	.500	2-6	.333	4-6	.667	1	4	5	7.2	0	0	0	0	18	17.1	
at UAB	12/14/2022	*	36:16	7-17	.412	3-8	.375	3-4	.750	3	0	3	6.8	3	1	5	2	20	17.4	
vs East Carolina	12/17/2022	*	31:42	5-14	.357	2-6	.333	1-3	.333	1	4	5	6.6	4	0	2	0	13	17.0	
Western Ky.	12/22/2022	*	32:13	4-14	.286	1-3	.333	3-5	.600	2	14	16	7.4	2	1	2	2	12	16.6	
Eastern Mich.	12/30/2022	*	29:55	9-19	.474	4-9	.444	2-2	1.000	4	5	9	7.5	1	0	4	0	24	17.2	
at Vanderbilt	01/03/2023	*	40:26	6-16	.375	0-7	.000	1-3	.333	2	5	7	7.5	3	1	2	0	13	16.9	
Tennessee	01/07/2023	*	21:40	0-8	.000	0-4	.000	0-0	.000	0	1	1	7.1	1	0	4	0	0	15.7	
at Kentucky	01/10/2023	*	34:54	6-10	.600	2-2	1.000	2-3	.667	1	2	3	6.8	0	1	1	0	16	15.8	
Texas A&M	01/14/2023	*	32:19	2-13	.154	0-6	.000	1-2	.500	1	2	3	6.6	2	1	1	1	5	15.1	
Ole Miss	01/17/2023	*	35:56	5-20	.250	2-8	.250	3-5	.600	0	7	7	6.6	0	3	1	0	15	15.1	
Auburn	01/21/2023	*	33:37	10-21	.476	4-8	.500	6-8	.750	3	5	8	6.7	2	0	2	2	30	15.9	
at Florida	01/25/2023	*	31:42	7-18	.389	1-3	.333	5-8	.625	2	8	10	6.9	1	2	2	1	20	16.1	
at Georgia	01/28/2023	*	35:13	6-19	.316	2-7	.286	4-6	.667	5	4	9	7.0	3	3	7	0	18	16.2	
Mississippi St.	01/31/2023	*	27:09	4-14	.286	3-7	.429	4-7	.571	0	0	0	6.6	0	1	5	0	15	16.1	
Arkansas	02/04/2023	*	33:01	3-8	.375	2-3	.667	1-2	.500	0	7	7	6.7	2	0	3	1	0	9	15.8
at Missouri	02/07/2023	*	26:30	12-18	.667	3-6	.500	4-7	.571	0	2	2	6.5	2	0	1	0	23	16.1	
at Ole Miss	02/11/2023	*	12:08	2-5	.400	1-2	.500	0-0	.000	0	1	1	6.2	1	0	4	1	0	5	15.7
Vanderbilt	02/14/2023	*	15:57	1-7	.143	0-6	.000	0-0	.000	0	1	1	6.0	0	0	0	0	2	15.2	
at LSU	02/18/2023	*	35:42	5-17	.294	4-10	.400	6-6	1.000	1	7	8	6.1	0	1	2	0	20	15.3	
Alabama	02/22/2023	*	42:28	8-20	.400	2-6	.333	1-2	.500	0	3	3	6.0	0	1	5	2	1	19	15.5
at Tennessee	02/25/2023	*	29:29	2-12	.167	0-4	.000	1-2	.500	1	3	4	5.9	0	2	2	2	0	5	15.1
Totals			26	920:52	159-419	.379	51-156	.327	69-107	.645	45	127	172	5.9	41	24	76	23	438	15.1

### Player Averages

Games Played	Minutes/game	Points/game	FG Pct	3FG Pct	FT Pct	Rebounds/game	Assists/game	Turnovers/game	Assist/Turnover ratio	Steals/game	Blocks/game
29	31.8	15.1	37.9	32.7	64.5	5.9	0.8	2.6	0.3	0.8	0.8

## PLAYER BIO

### 2022-23

- 20 points and eight rebounds in 82-73 win at LSU (Feb. 18) ; hit four 3s and also went 6-for-6 at the FT line
- Came off bench and scored 23 points on an efficient 8-of-12 shooting (career-best 66.7 percent) at Missouri (Feb. 7)
- Had third double-double of season with 20 points and 10 rebounds at Florida (Jan. 25)
- Had career-high 30 points vs. No. 16/17 Auburn (Jan. 21) ; missed his first eight shots and finished the game 10-of-13 (76.9 percent) ; first freshman since Bruce Ellington (12/22/10) to score 30 or more points in a game
- Scored 24 points and had nine rebounds in win vs. EMU (Dec. 30)
- Had 22 points (all in the second half) in a comeback road win at Georgetown (Dec. 3) ; went 9-for-19 from the floor (both career highs) and led team with eight rebounds
- Poured in 22 points in win over USC Upstate (Nov. 25) ; went 8-of-14 and 3-of-6 from 3 in the game
- Has scored in double figures in every game as a Gamecock
- Went 8-for-15 (53.3 percent) and scored 19 points vs. Furman (Nov. 20) in the team's final game of Charleston Classic
- Recorded 12 points, nine rebounds, three steals and a pair of blocks vs. Davidson (Nov. 18)
- Had first career 20 point game vs. Colorado State (Nov. 17)
- Named SEC Freshman of the Week (Nov. 14)
- Had 12 points, eight rebounds and a pair of steals in a 60-58 win vs. in-state rival Clemson (Nov. 11) ; had 10 points in the first half and helped Gamecocks jump out to 9-point lead at halftime
- Had 18 points and 10 rebounds in Gamecock debut, a 80-77 victory vs. SC State (Nov. 8)

### PRE-SOUTH CAROLINA

- The consensus top player in the 2023 class, reclassified in late July to become a part of the 2022 class
- A five-star prospect, ranked No. 6 in the final 247Sports and No. 7 in the final On3 player rankings for the 2022 class
- Highest ranked incoming freshman in program history and joined former standout PJ Dozier as the only five-star signees all-time for the Gamecocks (recruit rankings started in early 2000s)
- Played in the Nike Elite Youth Basketball League for Team CP3 ; in 20 games, averaged 12.8 points, 10.6 rebounds (led the league) and 1.9 blocks per game while shooting 49.5 percent from the field and 35.1 percent from behind the arc
- Was named MVP of the 2022 National Basketball Players Association (NBPA) Top 100 Camp in early July ; over 300 alums have gone on to successful careers in the NBA since 1994
- Part of Team USA squad that brought home the Gold Medal at the 2022 FIBA U18 Americas Championship in Tijuana, Mexico
- As a junior, averaged 22.1 points, 10.9 rebounds and 2.3 blocks per game in helping lead the Blazers to the 2022 South Carolina Class 5A State Championship
- 2021-22 South Carolina Boys Basketball Gatorade Player of the Year ; 2022 5A Boys South Carolina Basketball Coaches Association Player of the Year

### Personal

- Son of Gregory Jackson and LaKeysha Alston
- Has an older sister, Nyla, also a student with him at USC
- Born on Dec. 17, 2004
- Sport and entertainment management major

## CAREER STATS

				Field Goals		3-Point		F-Throws		Rebounds									Scoring	
SEASON	TEAM	GP-GS	MIN/AVG	FG-FGA	FG%	3FG-3FGA	3FG%	FT-FTA	FT%	OFF	DEF	TOT	AVG	PF-FO	A	TO	BLK	STL	PTS	AVG
2022-23	USC	29-26	921/31.8	159-419	.379	51-156	.327	69-107	.645	45	127	172	5.9	41-0	24	76	23	23	438	15.1
TOTAL		29-26	921/31.8	159-419	.379	51-156	.327	69-107	.645	45	127	172	5.9	41-0	24	76	23	23	438	15.1



# 5 MEECHIE JOHNSON

So. • Guard • 6-2 • 180 • Cleveland, Ohio // Ohio State // Garfield Heights (Cleveland, Ohio)

## CAREER HIGHS

### Single Game Highs

Statistic	Value
Points	26 at Kentucky 01/10/23
Rebounds	7 at Georgetown 12/03/22
Assists	8 at Georgetown 12/03/22
Steals	4 vs Bowling Green 11/15/21
Blocks	1 5 times
FG Made	9 at Kentucky 01/10/23
FG Attempts	18 vs Alabama 02/22/23
3FG Made	6 vs Western Ky. 12/22/22, at Kentucky 01/10/23
3FG Attempts	11 vs Western Ky. 12/22/22
FT Made	6 vs Tennessee 01/07/23, vs Auburn 01/21/23, vs Vanderbilt 02/14/23
FT Attempts	6 vs Tennessee 01/07/23, vs Auburn 01/21/23, vs Vanderbilt 02/14/23

## SUPERLATIVES

	'22-23	Career
Double-figure scoring	18	20
Double-figure rebounding	-	-
Double-double	-	-
3+ assists	19	19
2+ steals	4	5
Team high scoring	6	6
Team high assists	16	16*
Team high steals	7	7*

includes led, or shared team high  
\* at South Carolina



**INSTAGRAM:** meechie.1

**TWITTER:** @MeechieJohnson0

## 2022-23 GAME-BY-GAME

Opponent	Date	GS	MIN	FG-FGA	PCT	3FG-3FGA	PCT	FT-FTA	PCT	OFF	DEF	TOT	AVG	PF	A	TO	BLK	STL	PTS	AVG
South Carolina St.	11/08/2022	*	24:51	3-7	.429	2-5	.400	1-4	.250	1	3	4	4.0	0	3	1	0	0	9	9.0
Clemson	11/11/2022	*	31:15	1-8	.125	1-6	.167	0-1	.000	1	4	5	4.5	3	2	4	1	0	3	6.0
vs Colorado St.	11/17/2022	*	25:18	2-10	.200	2-5	.400	0-0	.000	0	3	3	4.0	1	4	3	0	2	6	6.0
vs Furman	11/20/2022	*	25:36	1-7	.143	1-6	.167	0-0	.000	0	1	1	3.3	2	5	2	0	0	3	5.3
at George Washington	11/30/2022	*	21:50	2-8	.250	2-6	.333	0-0	.000	0	2	2	3.0	1	1	3	0	1	6	5.4
at Georgetown	12/03/2022	*	40:36	5-13	.385	4-10	.400	3-5	.600	2	5	7	3.7	1	8	3	0	1	17	7.3
Presbyterian	12/11/2022	*	37:56	7-17	.412	2-8	.250	0-1	.000	1	2	3	3.6	0	4	1	0	1	16	8.6
at UAB	12/14/2022	*	31:24	5-12	.417	2-6	.333	1-2	.500	2	3	5	3.8	2	7	1	0	3	13	9.1
vs East Carolina	12/17/2022	*	36:18	4-11	.364	3-9	.333	2-2	1.000	0	5	5	3.9	2	3	2	0	0	13	9.6
Western Ky.	12/22/2022	*	35:01	8-16	.500	6-11	.545	3-5	.600	1	5	6	4.1	4	1	0	0	0	25	11.1
Eastern Mich.	12/30/2022	*	30:37	4-13	.308	1-7	.143	1-2	.500	1	5	6	4.3	1	3	1	0	1	10	11.0
at Vanderbilt	01/03/2023	*	40:55	7-15	.467	2-6	.333	2-2	1.000	1	4	5	4.3	3	3	4	0	0	18	11.6
Tennessee	01/07/2023	*	31:42	6-16	.375	1-9	.111	6-6	1.000	0	2	2	4.2	0	1	5	0	2	19	12.2
at Kentucky	01/10/2023	*	35:07	9-16	.563	6-10	.600	2-2	1.000	2	4	6	4.3	1	6	5	0	0	26	13.1
Texas A&M	01/14/2023	*	32:13	3-8	.375	3-7	.429	2-2	1.000	0	2	2	4.1	0	3	3	0	0	11	13.0
Ole Miss	01/17/2023	*	34:15	2-10	.200	1-7	.143	0-0	.000	1	3	4	4.1	2	1	2	0	1	5	12.5
Auburn	01/21/2023	*	37:57	2-11	.182	1-9	.111	6-6	1.000	0	6	6	4.2	3	5	1	0	0	11	12.4
at Florida	01/25/2023	*	29:56	1-7	.143	1-4	.250	0-0	.000	0	1	1	4.1	2	0	3	0	1	3	11.9
at Georgia	01/28/2023	*	37:09	4-17	.235	1-8	.125	2-2	1.000	2	3	5	4.1	1	5	3	0	1	11	11.8
Mississippi St.	01/31/2023	*	35:47	4-12	.333	3-7	.429	2-2	1.000	1	1	2	4.0	2	1	7	0	2	13	11.9
Arkansas	02/04/2023	*	33:07	6-13	.462	5-8	.625	3-4	.750	0	3	3	4.0	3	4	0	0	1	20	12.3
at Missouri	02/07/2023	*	35:17	3-8	.375	3-8	.375	0-1	.000	1	4	5	4.0	2	5	2	0	0	9	12.1
at Ole Miss	02/11/2023	*	34:50	4-10	.400	1-6	.167	4-5	.800	0	2	2	3.9	1	3	1	0	0	13	12.2
Vanderbilt	02/14/2023	*	33:57	5-14	.357	3-7	.429	6-6	1.000	1	2	3	3.9	1	3	2	0	0	19	12.5
at LSU	02/18/2023	*	32:36	7-11	.636	5-9	.556	1-1	1.000	0	3	3	3.8	1	6	1	0	1	20	12.8
Alabama	02/22/2023	*	43:03	7-18	.389	4-9	.444	0-0	.000	0	5	5	3.9	4	4	1	0	1	18	13.0
at Tennessee	02/25/2023	*	28:11	3-9	.333	0-5	.000	0-0	.000	0	1	1	3.8	2	2	3	0	0	6	12.7
<b>Totals</b>			<b>26 896:45</b>	<b>115-317</b>	<b>.363</b>	<b>66-198</b>	<b>.333</b>	<b>47-61</b>	<b>.770</b>	<b>18</b>	<b>84</b>	<b>102</b>	<b>3.8</b>	<b>45</b>	<b>93</b>	<b>64</b>	<b>1</b>	<b>19</b>	<b>343</b>	<b>12.7</b>

### Player Averages

Games Played	Minutes/game	Points/game	FG Pct	3FG Pct	FT Pct	Rebounds/game	Assists/game	Turnovers/game	Assist/Turnover ratio	Steals/game	Blocks/game
27	33.2	12.7	36.3	33.3	77.0	3.8	3.4	2.4	1.5	0.7	0.0

## PLAYER BIO

### 2022-23

- 18 points, five rebounds and four assists in hard fought overtime loss to No. 2/2 Alabama (Feb. 22) ; hit four 3s in the game
- 20 points (17 in second half), six assists, three rebounds and a steal in 82-73 win at LSU (Feb. 18)
- 19 points vs. Vanderbilt (Feb. 14), all in the second half
- Scored 20 points and went 5-of-8 from 3 vs. Arkansas (Feb. 4)
- Had career-high 26 points in helping team to first win at Rupp Arena over Kentucky (Jan. 10) since 2009 ; made six 3s and also led team with six rebounds and six assists
- Led team with 19 points (6-for-6 FT line) vs. No. 8/9 Tennessee (Jan. 7) ; marked his eighth-straight game in double-figures
- Had career-high 25 points and made 6 3s in a 65-58 win over Western Kentucky (Jan. 9)
- Played best game in college to date with career highs in points (17), assists (8) and rebounds (7) in a comeback road win at Georgetown (Dec. 3) ; went 4-of-10 from 3 and played 41 minutes of OT contest
- Missed Davidson (Nov. 18) and Upstate games (Nov. 25) with ankle injury
- Dished out career-high five assists vs. Furman (Nov. 20)
- Matched career high with five rebounds in 60-58 win vs. Clemson (Nov. 11)
- Made Gamecock debut vs. SC State (Nov. 8) and had nine points, four rebounds and three assists in a 80-77 win over the Bulldogs

### PRE-SOUTH CAROLINA

- Played in 43 games in two seasons at Ohio State (2020-22) making five starts ; saw action off the bench in both of the team's NCAA Tournament games in 2022
- Finished high school early and joined the Buckeyes for the start of Big Ten play in January of 2020
- Scored 10 or more points twice in a OSU uniform
- Scored a career-high 14 points against Xavier on Nov. 18, 2021
- Also scored in double figures on Nov. 15, 2021, against Bowling Green when he put up 13 points
- Shot 34.4 percent (33-of-96) from 3-point range as a Buckeye
- Collected five or more rebounds twice and swiped multiple steals in five games, including a career-high four steals against Bowling Green (11/15/21)
- Averaged 23 points per game as a sophomore at Garfield Heights before suffering a knee injury ; did not compete as a junior while recovering from the injury
- Elected to forgo his senior season of high school to enroll early at Ohio State
- As a freshman in just his second high school game, scored 50 points vs. Benedictine

### PERSONAL

- Son of Meechie Johnson Sr. and Mannuella Cooper
- Full name is Demetrius Johnson but goes by Meechie
- Enjoys spending time with family and attending church

## CAREER STATS

				Field Goals		3-Point		F-Throws		Rebounds										Scoring	
SEASON	TEAM	GP-GS	MIN/AVG	FG-FGA	FG%	3FG-3FGA	3FG%	FT-FTA	FT%	OFF	DEF	TOT	AVG	PF-FO	A	TO	BLK	STL	PTS	AVG	
2020-21	OSU	17-0	100/5.9	7-18	.389	6-12	.500	1-6	.167	1	6	7	0.4	6-0	3	5	1	3	21	1.2	
2021-22	OSU	26-5	461/17.7	37-120	.308	27-84	.321	14-19	.737	8	32	40	1.5	40-0	31	35	3	17	115	4.4	
2022-23	USC	27-26	897/33.2	115-317	.363	66-198	.333	47-61	.770	18	84	102	3.8	45-0	93	64	1	19	343	12.7	
TOTAL FOR USC		27-26	897/33.2	115-317	.363	66-198	.333	47-61	.770	18	84	102	3.8	45-0	93	64	1	19	343	12.7	
TOTAL		70-31	1458/20.8	159-455	.349	99-294	.337	62-86	.721	27	122	149	2.1	91-0	127	104	5	39	479	6.8	

4

TRE-VAUGHN MINOTT *MY-not*

Jr. • Forward • 6-9 • 258 • Montreal, Quebec, Canada // NBA Academy Latin America


## CAREER HIGHS

## Single Game Highs

Statistic	Value
Points	8 vs Army West Point 12/22/21
Rebounds	6 vs Arkansas 03/02/21, at Clemson 12/18/21
Assists	1 at Mississippi St. 02/01/22, vs Tennessee 02/05/22
Steals	2 at Mississippi St. 02/01/22
Blocks	3 at Clemson 12/18/21
FG Made	4 vs Army West Point 12/22/21
FG Attempts	4 4 times
FT Made	2 vs Allen 12/14/21
FT Attempts	2 5 times

## SUPERLATIVES

	'22-23	Career
Double-figure scoring	-	-
Double-figure rebounding	-	-
Double-double	-	-
2+ blocks	-	1
Team high scoring	-	-
Team high rebounding	-	-
Team high blocks	-	2

*includes led, or shared team high***INSTAGRAM:** 4\_realtv**TWITTER:** @4\_realtv

## 2022-23 GAME-BY-GAME

Opponent	Date	GS	MIN	Total		3-Pointers		Free throws		Rebounds				PF	A	TO	BLK	STL	PTS	AVG
				FG-FGA	PCT	3FG-3FGA	PCT	FT-FTA	PCT	OFF	DEF	TOT	AVG							
vs Colorado St.	11/17/2022		02:44	0-0	.000	0-0	.000	0-0	.000	0	0	0	0.0	0	0	0	0	0	0	0.0
USC Upstate	11/25/2022		00:41	0-0	.000	0-0	.000	0-0	.000	0	0	0	0.0	1	0	0	0	0	0	0.0
Tennessee	01/07/2023		05:00	0-0	.000	0-0	.000	0-1	.000	0	1	1	0.3	0	0	0	1	0	0	0.0
Texas A&M	01/14/2023		02:00	0-0	.000	0-0	.000	0-0	.000	0	0	0	0.3	0	0	0	0	0	0	0.0
at Florida	01/25/2023		03:38	0-0	.000	0-0	.000	1-2	.500	0	1	1	0.4	0	0	0	0	0	1	0.2
at Tennessee	02/25/2023		01:41	0-0	.000	0-0	.000	0-0	.000	0	0	0	0.3	0	0	0	0	0	0	0.2
<b>Totals</b>			<b>0 15:44</b>	<b>0-0</b>	<b>.000</b>	<b>0-0</b>	<b>.000</b>	<b>1-3</b>	<b>.333</b>	<b>0</b>	<b>2</b>	<b>2</b>	<b>0.3</b>	<b>1</b>	<b>0</b>	<b>1</b>	<b>0</b>	<b>1</b>	<b>0</b>	<b>0.2</b>

## Player Averages

Games Played	Minutes/ game	Points/ game	FG Pct	3FG Pct	FT Pct	Rebounds/ game	Assists/ game	Turnovers/ game	Assist/Turnover ratio	Steals/ game	Blocks/ game
6	2.6	0.2	0.0	0.0	33.3	0.3	0.0	0.0	0.0	0.0	0.2

## PLAYER BIO

## 2022-23

- Made first appearance of the season vs. Colorado State (Nov. 17)

## 2021-22

- Played in 14 games with a pair of starts, averaging 2.0 points and 1.9 rebounds per game
- Shot 81.3 percent from the floor (13-of-16)
- Made six appearances in SEC play scoring four points at Miss. State (Feb. 1) and four points vs. No. 22/20 Tennessee (Feb. 5)
- Had a career-high eight points in blowout win vs. Army (Dec. 22)
- Had six rebounds (tied career high) and three blocks (career high) at Clemson (Dec. 18)

## PERSONAL

- Son of Michelle Minott
- Has one sister, Ann-Marie Wright
- His advice to young people is: "Keep working. Your time will come and never feel discouraged. Someone is out there watching you and they'll find you in time, just keep working and keep a positive spirit."
- Can play seven instruments: piano, drums, bass guitar, acoustic guitar, trumpet, tenor saxophone and the flute
- Wears jersey number four because it is the number of his birth month of April
- His favorite professional basketball player is LeBron James
- Began playing basketball at age seven
- Chose South Carolina because "I felt it was the perfect fit for the way I play."
- A sport and entertainment management major

## CAREER STATS

				Field Goals		3-Point		F-Throws		Rebounds				Scoring						
SEASON	TEAM	GP-GS	MIN/AVG	FG-FGA	FG%	3FG-3FGA	3FG%	FT-FTA	FT%	OFF	DEF	TOT	AVG	PF-FO	A	TO	BLK	STL	PTS	AVG
2020-21	USC	8-3	73/9.1	10-18	.556	0-0	.000	0-2	.000	8	11	19	2.4	9-0	0	3	4	0	20	2.5
2021-22	USC	14-2	106/7.5	13-16	.813	0-0	.000	2-8	.250	10	17	27	1.9	21-0	2	9	6	4	28	2.0
2022-23	USC	6-0	16/2.6	0-0	.000	0-0	.000	1-3	.333	0	2	2	0.3	1-0	0	0	1	0	1	0.2
<b>TOTAL</b>		<b>28-5</b>	<b>194/6.9</b>	<b>23-34</b>	<b>.676</b>	<b>0-0</b>	<b>.000</b>	<b>3-13</b>	<b>.231</b>	<b>18</b>	<b>30</b>	<b>48</b>	<b>1.7</b>	<b>31-0</b>	<b>2</b>	<b>12</b>	<b>11</b>	<b>4</b>	<b>49</b>	<b>1.8</b>

# 14 ELI SPARKMAN

Fr. • Guard • 6-0 • 153 • Cleveland, Tenn. // Baylor School (Chattanooga, Tenn.)

## CAREER HIGHS

### Single Game Highs

Statistic	Value
Points	3 vs Alabama 02/22/23, at Tennessee 02/25/23
Rebounds	2 vs Texas A&M 01/14/23, at Florida 01/25/23
Assists	1 vs South Carolina St. 11/08/22, vs Colorado St. 11/17/22, at George Washington 11/30/22
Steals	1 vs Colorado St. 11/17/22, vs Texas A&M 01/14/23
FG Made	1 vs Alabama 02/22/23, at Tennessee 02/25/23
FG Attempts	1 4 times
3FG Made	1 vs Alabama 02/22/23, at Tennessee 02/25/23
3FG Attempts	1 vs Colorado St. 11/17/22, vs Alabama 02/22/23, at Tennessee 02/25/23
FT Made	2 vs Colorado St. 11/17/22
FT Attempts	2 vs Colorado St. 11/17/22

## SUPERLATIVES

	'22-23
Double-figure scoring	-
Double-figure rebounding	-
Double-double	-
3+ assists	-
2+ steals	-
Team high scoring	-
Team high assists	-
Team high stelas	-

includes led, or shared team high



**INSTAGRAM:** elisparkmann

**TWITTER:** @SparkmanEli

## 2022-23 GAME-BY-GAME

Opponent	Date	GS	MIN	Total		3-Pointers		Free throws		Rebounds				PF	A	TO	BLK	STL	PTS	AVG
				FG-FGA	PCT	3FG-3FGA	PCT	FT-FTA	PCT	OFF	DEF	TOT	AVG							
South Carolina St.	11/08/2022		03:24	0-0	.000	0-0	.000	0-0	.000	0	0	0	0.0	2	1	1	0	0	0	0.0
vs Colorado St.	11/17/2022		08:05	0-1	.000	0-1	.000	2-2	1.000	0	0	0	0.0	0	1	0	0	1	2	1.0
USC Upstate	11/25/2022		01:48	0-0	.000	0-0	.000	0-0	.000	0	0	0	0.0	0	0	0	0	0	0	0.7
at George Washington	11/30/2022		03:54	0-1	.000	0-0	.000	0-0	.000	0	0	0	0.0	0	1	0	0	0	0	0.5
Texas A&M	01/14/2023		03:57	0-0	.000	0-0	.000	0-0	.000	1	1	2	0.4	1	0	0	0	1	0	0.4
at Florida	01/25/2023		02:47	0-0	.000	0-0	.000	0-0	.000	0	2	2	0.7	0	0	0	0	0	0	0.3
at LSU	02/18/2023		09:32	0-0	.000	0-0	.000	0-0	.000	0	0	0	0.6	1	0	0	0	0	0	0.3
Alabama	02/22/2023		05:32	1-1	1.000	1-1	1.000	0-0	.000	0	1	1	0.6	0	0	0	0	0	3	0.6
at Tennessee	02/25/2023		10:00	1-1	1.000	1-1	1.000	0-0	.000	0	0	0	0.6	0	0	1	0	0	3	0.9
<b>Totals</b>			<b>0 48:59</b>	<b>2-4</b>	<b>.500</b>	<b>2-3</b>	<b>.667</b>	<b>2-2</b>	<b>1.000</b>	<b>1</b>	<b>4</b>	<b>5</b>	<b>0.6</b>	<b>4</b>	<b>3</b>	<b>2</b>	<b>0</b>	<b>2</b>	<b>8</b>	<b>0.9</b>

### Player Averages

Games Played	Minutes/game	Points/game	FG Pct	3FG Pct	FT Pct	Rebounds/game	Assists/game	Turnovers/game	Assist/Turnover ratio	Steals/game	Blocks/game
9	5.4	0.9	50.0	66.7	100.0	0.6	0.3	0.2	1.5	0.2	0.0

## PLAYER BIO

### 2022-23

- Came off the bench vs. No. 2/2 Alabama (Feb. 22) and hit his first career 3 in the corner which also marked his first points in an SEC game in college
- Saw 10 minutes of action, his most in an SEC game, off the bench in 82-73 win at LSU (Feb. 18)
- Made Gamecock debut in 80-77 win vs. SC State (Nov. 8) ; had his first career assist in 3 minutes of action
- Joined the Gamecocks as a walk-on prior to the start of the academic year

### PRE-SOUTH CAROLINA

- Was a three-year starter for the Baylor School
- Member of the D2-AA East All-Region Team
- Led the Red Raiders to a state semifinal appearance and a pair of quarterfinal appearances
- Member of the National Honor Society

### Personal

- Son of Jon and Libby Sparkman
- Has an older brother, Ben, who was his high school teammate at the Baylor School
- Born on Jan. 23, 2004
- International business major

## CAREER STATS

				Field Goals		3-Point		F-Throws		Rebounds										Scoring	
SEASON	TEAM	GP-GS	MIN/AVG	FG-FGA	FG%	3FG-3FGA	3FG%	FT-FTA	FT%	OFF	DEF	TOT	AVG	PF-FO	A	TO	BLK	STL	PTS	AVG	
2022-23	USC	9-0	49/5.4	2-4	.500	2-3	.667	2-2	1.000	1	4	5	0.6	4-0	3	2	0	2	8	0.9	
TOTAL		9-0	49/5.4	2-4	.500	2-3	.667	2-2	1.000	1	4	5	0.6	4-0	3	2	0	2	8	0.9	



# 1 JACOBI WRIGHT

So. • Guard • 6-2 • 188 • Fort Mill, S.C. // Legacy Early College (Greenville, S.C.)

## CAREER HIGHS

### Single Game Highs

Statistic	Value
Points	18 at LSU 02/18/23, vs Alabama 02/22/23
Rebounds	6 vs Georgetown 12/05/21, vs Eastern Mich. 12/30/22
Assists	6 vs Georgetown 12/05/21
Steals	2 6 times
Blocks	1 vs Florida 01/15/22, vs Davidson 11/18/22
FG Made	7 vs Alabama 02/22/23
FG Attempts	12 vs USC Upstate 11/25/22
3FG Made	5 at LSU 02/18/23
3FG Attempts	8 at LSU 02/18/23
FT Made	4 4 times
FT Attempts	5 vs Georgetown 12/05/21

## SUPERLATIVES

	'22-23	Career
Double-figure scoring	8	10
Double-figure rebounding	-	-
Double-double	-	-
3+ assists	9	19
2+ steals	3	6
Team high scoring	1	1
Team high rebounding	-	-
Team high assists	9	17
Team high steals	5	6

*includes led, or shared team high*



**INSTAGRAM:** \_jacobi

**TWITTER:** @JacobiWright

## 2020-21 GAME-BY-GAME

Opponent	Date	GS	MIN	Total		3-Pointers		Free throws		Rebounds			PF	A	TO	BLK	STL	PTS	AVG		
				FG-FGA	PCT	3FG-3FGA	PCT	FT-FTA	PCT	OFF	DEF	TOT	AVG								
South Carolina St.	11/08/2022	*	32:06	4-7	.571	3-5	.600	3-4	.750	3	2	5	5.0	1	4	1	0	0	14.0		
Clemson	11/11/2022		22:32	4-8	.500	2-2	1.000	0-0	.000	1	3	4	4.5	1	2	1	0	0	12.0		
vs Colorado St.	11/17/2022		26:40	3-8	.375	2-4	.500	0-0	.000	0	0	0	3.0	0	2	0	0	0	8.10.7		
vs Davidson	11/18/2022	*	38:33	2-7	.286	0-2	.000	1-1	1.000	0	0	0	2.3	3	2	3	1	1	5		
vs Furman	11/20/2022		24:44	2-4	.500	0-1	.000	3-4	.750	0	2	2	2.2	2	0	1	0	0	7		
USC Upstate	11/25/2022	*	37:47	5-12	.417	0-3	.000	0-1	.000	0	2	2	2.2	2	2	0	0	1	10		
at George Washington	11/30/2022	*	24:55	0-5	.000	0-2	.000	0-0	.000	1	3	4	2.4	0	4	0	0	1	0		
at Georgetown	12/03/2022		31:25	2-3	.667	0-1	.000	2-2	1.000	0	3	3	2.5	4	1	1	0	0	6		
Presbyterian	12/11/2022		23:56	3-5	.600	0-0	.000	0-1	.000	0	0	0	2.2	0	3	0	0	0	6		
at UAB	12/14/2022		19:51	3-7	.429	0-2	.000	0-0	.000	1	1	2	2.2	3	0	2	0	0	6		
vs East Carolina	12/17/2022		30:23	1-5	.200	0-2	.000	0-0	.000	1	0	1	2.1	1	2	1	0	1	2		
Western Ky.	12/22/2022		31:38	1-6	.167	1-5	.200	0-0	.000	0	5	5	2.3	0	3	1	0	0	3		
Eastern Mich.	12/30/2022		28:18	2-6	.333	1-2	.500	0-0	.000	0	6	6	2.6	2	3	1	0	1	5		
at Vanderbilt	01/03/2023		30:21	0-5	.000	0-3	.000	2-2	1.000	0	3	3	2.6	3	1	0	0	1	2		
Tennessee	01/07/2023		25:51	1-4	.250	1-3	.333	4-4	1.000	0	0	0	2.5	0	0	1	0	0	7		
at Kentucky	01/10/2023		17:00	1-3	.333	0-0	.000	2-2	1.000	3	0	3	2.5	1	0	0	0	1	4		
Texas A&M	01/14/2023		24:38	1-4	.250	0-1	.000	2-4	.500	0	1	1	2.4	1	1	0	0	2	4		
Ole Miss	01/17/2023		24:31	1-4	.250	1-3	.333	0-0	.000	0	1	1	2.3	2	0	0	0	0	3		
Auburn	01/21/2023	*	19:18	0-1	.000	0-0	.000	0-0	.000	0	2	2	2.3	1	0	1	0	0	0		
at Florida	01/25/2023	*	25:31	1-7	.143	0-1	.000	0-0	.000	0	1	1	2.3	0	2	0	0	2	2		
at Georgia	01/28/2023		32:19	4-8	.500	4-5	.800	1-2	.500	0	1	1	2.2	4	2	1	0	0	13		
Mississippi St.	01/31/2023		29:56	3-10	.300	1-4	.250	0-0	.000	1	0	1	2.1	3	2	1	0	0	7		
Arkansas	02/04/2023		27:33	2-5	.400	0-1	.000	0-0	.000	0	1	1	2.1	2	0	0	0	0	4		
at Missouri	02/07/2023	*	32:51	3-6	.500	2-4	.500	3-4	.750	0	1	1	2.0	2	4	5	0	2	11		
at Ole Miss	02/11/2023	*	35:22	6-9	.667	3-5	.600	2-2	1.000	1	4	5	2.2	4	4	3	0	1	17		
Vanderbilt	02/14/2023	*	33:05	1-6	.167	0-1	.000	3-4	.750	0	2	2	2.2	3	3	1	0	0	5		
at LSU	02/18/2023	*	32:33	5-9	.556	5-8	.625	3-4	.750	0	2	2	2.1	4	2	3	0	0	18		
Alabama	02/22/2023	*	37:16	7-10	.700	0-1	.000	4-4	1.000	0	2	2	2.1	3	1	0	0	0	18		
at Tennessee	02/25/2023	*	33:58	3-8	.375	0-1	.000	1-2	.500	0	1	1	2.1	1	3	0	0	0	7		
Totals			12	834:51	71-182	.390	26-72	.361	36-47	.766	12	49	61	2.1	53	53	28	1	14	204	7.0

### Player Averages

Games Played	Minutes/game	Points/game	FG Pct	3FG Pct	FT Pct	Rebounds/game	Assists/game	Turnovers/game	Assist/Turnover ratio	Steals/game	Blocks/game
29	28.8	7.0	39.0	36.1	76.6	2.1	1.8	1.0	1.9	0.5	0.0

## PLAYER BIO

### 2022-23

- Matched career-high with 18 points vs. No. 2/2 Alabama (Feb. 22); was an efficient 7-of-10 and made several crucial buckets late in the tight overtime loss
- Had career-high 18 points and knocked down 5-of-8 from 3 (career-best) in 82-73 win at LSU (Feb. 18)
- Scored 17 points in 64-61 road win at Ole Miss (Feb. 11); went 6-of-9 from the field and 3-of-5 from downtown; also led the team with four assists
- Started at Missouri (Feb. 7) and had 11 points, four assists and pair of steals
- Had 13 points off bench at Georgia, knocking down a career-high four 3s; first double-figure outing in SEC play of career
- Started and scored 10 points in 38 minutes in victory over USC Upstate (Nov. 25)
- Played career high 39 minutes vs. Davidson (Nov. 18)
- Had 10 points and four rebounds off the bench in a 60-58 rivalry game win vs. Clemson (Nov. 11)
- Tallied career-high 14 points in a 80-77 win vs. SC State (Nov. 8); led the team with four assists and also had five rebounds

### 2021-22

- Appeared in 31 games making nine starts in first season on campus
- Averaged 3.4 points, 1.8 assists and 1.6 rebounds per game
- Scored season-high 11 points at Coastal Carolina (Dec. 1) and vs. Army (Dec. 22)
- Had eight points, six rebounds and six assists (both season highs) in a 80-67 win vs. Georgetown (Dec. 5)
- Logged four games in SEC play with four assists; team was 4-0 in those games
- Named to the SEC Community Service Team

### PRE-SOUTH CAROLINA

- > A four star prospect according to ESPN.com and the No. 4 prospect in the state
- > Spent junior and senior seasons at Legacy Early College High School
- > Averaged 16.4 points, 3.6 rebounds, 3.7 assists and 1.2 steals per game as a senior; team captain as a senior
- > As a junior, averaged 17.4 points, 3.7 rebounds, 5.3 assists and 1.7 steals per game
- > Spent sophomore season at Fort Mill High School, averaging 25.3 points per game

### Personal

- > Son of Chris and Mikisha Wright
- > Has a sister, Kiana
- > His advice to young people is "believe in yourself, or nobody else will, everyone's journey is different."
- > Chose South Carolina because "it feels like home, the family environment. I felt like I fit the system, and I felt like the coaching staff and style fit me. I wanted to play at the highest level in the SEC."
- > Began playing basketball at the age of five
- > Lists Devin Booker as his favorite professional basketball player
- > A sport and entertainment management major

## CAREER STATS

SEASON	TEAM	GP-GS	MIN/AVG	Field Goals FG-FGA FG%	3-Point 3FG-3FGA 3FG%	F-Throws FT-FTA FT%	Rebounds OFF DEF TOT AVG	Scoring PF-FO A TO BLK STL PTS AVG
2021-22	USC	30-9	465/15.5	36-113 .319	11-43 .256	20-28 .714	7 40 47 1.6	36-0 55 38 1 15 103 3.4
2022-23	USC	29-12	835/28.8	71-182 .390	26-72 .361	36-47 .766	12 49 61 2.1	53-0 53 28 1 14 204 7.0
<b>TOTAL</b>		<b>59-21</b>	<b>1299/22.0</b>	<b>107-295 .363</b>	<b>37-115 .322</b>	<b>56-75 .747</b>	<b>19 89 108 1.8</b>	<b>89-0 108 66 2 29 307 5.2</b>



# 2022-23 South Carolina Men's Basketball Combined Team Statistics All games

Page 1/1  
as of Feb 26, 2023

## Game Records

Record	Overall	Home	Away	Neutral
ALL GAMES	10-19	6-8	4-7	0-4
CONFERENCE	3-13	0-8	3-5	0-0
NON-CONFERENCE	7-6	6-0	1-2	0-4

## Score by Periods

Team	1st	2nd	OT	TOT
South Carolina	839	996	34	1869
Opponents	1027	1060	41	2128

## Team Box Score

No.	Player				Total		3-Point		F-Throw		Rebounds														
		GP-GS	MIN	AVG	FG-FGA	FG%	3FG-3FGA	3FG%	FT-FTA	FT%	OFF	DEF	TOT	AVG	PF	DQ	A	TO	BLK	STL	PTS	AVG			
23	JACKSON II, Gregory "GG"	29-26	920:52	31.8	159-419	.379	51-156	.327	69-107	.645	45	127	172	5.9	41	0	24	76	23	23	438	15.1			
5	JOHNSON, Meechie	27-26	896:45	33.2	115-317	.363	66-198	.333	47-61	.770	18	84	102	3.8	45	0	93	64	1	19	343	12.7			
10	BROWN, Hayden	28-28	830:48	29.7	117-271	.432	23-101	.228	61-95	.642	44	93	137	4.9	99	10	33	59	12	31	318	11.4			
2	CARTER, JR., Chico	25-25	769:20	30.8	89-189	.471	49-103	.476	17-27	.630	9	36	45	1.8	42	2	40	39	1	15	244	9.8			
1	WRIGHT, Jacobi	29-12	834:51	28.8	71-182	.390	26-72	.361	36-47	.766	12	49	61	2.1	53	0	53	28	1	14	204	7.0			
33	GRAY, Josh	29-12	472:04	16.3	50-96	.521	0-1	.000	21-47	.447	79	97	176	6.1	67	1	13	26	25	7	121	4.2			
30	HANKINS-SANFORD, Daniel	20-0	165:35	8.3	21-60	.350	2-10	.200	7-13	.538	23	21	44	2.2	14	0	4	11	1	3	51	2.6			
12	DAVIS, Zachary	27-2	363:40	13.5	25-60	.417	6-32	.188	8-10	.800	15	44	59	2.2	29	0	19	16	4	16	64	2.4			
31	BOSMANS-VERDONK, Benjamin	28-14	436:12	15.6	21-52	.404	0-0	.000	16-27	.593	49	37	86	3.1	62	1	32	37	6	11	58	2.1			
44	COOPER JR., Ford	16-0	127:22	8.0	5-23	.217	4-19	.211	2-2	1.000	2	11	13	0.8	11	0	3	4	0	1	16	1.0			
14	SPARKMAN, Eli	9-0	48:59	5.4	2-4	.500	2-3	.667	2-2	1.000	1	4	5	0.6	4	0	3	2	0	2	8	0.9			
21	BENSON, Ja'Von	6-0	17:48	3.0	1-9	.111	1-5	.200	0-0	.000	0	5	5	0.8	1	0	0	2	1	0	3	0.5			
4	MINOTT, Tre-Vaughn	6-0	15:44	2.6	0-0	.000	0-0	.000	1-3	.333	0	2	2	0.3	1	0	0	0	1	0	1	0.2			
Team											48	36	84					17							
Total		29	5900		676-1682	.402	230-700	.329	287-441	.651	345	646	991	34.2	469	14	317	381	76	142	1869	64.4			
Opponents		29	5900		794-1696	.468	211-615	.343	329-496	.663	314	714	1028	35.4	435	5	432	300	106	210	2128	73.4			

## Team Statistics

	USC	OPP
<b>Scoring</b>		
Points per game	64.4	73.4
Scoring margin	-8.9	-
<b>Field goals-att</b>		
Field goal pct	.402	.468
<b>3 point fg-att</b>		
3-point FG pct	.329	.343
3-pt FG made per game	7.9	7.3
<b>Free throws-att</b>		
Free throw pct	.651	.663
F-Throws made per game	9.9	11.3
<b>Rebounds</b>		
Rebounds per game	34.2	35.4
Rebounding margin	-1.3	-
<b>Assists</b>		
Assists per game	10.9	14.9
<b>Turnovers</b>		
Turnovers per game	13.1	10.3
Turnover margin	-2.8	-
Assist/turnover ratio	0.8	1.4
<b>Steals</b>		
Steals per game	4.9	7.2
<b>Blocks</b>		
Blocks per game	2.6	3.7
<b>Winning streak</b>		
Home win streak	0	-
<b>Attendance</b>		
Home games-Avg/Game	14-10489	11-9171
Neutral site-Avg/Game	-	4-3554

## Team Results

Date	Opponent		Score	Att.
11/08/2022	South Carolina St.	W	80-77	12012
11/11/2022	Clemson	W	60-58	13380
11/17/2022	vs Colorado St.	L	53-85	5017
11/18/2022	vs Davidson	L	60-69	3459
11/20/2022	vs Furman	L	60-79	1621
11/25/2022	USC Upstate	W	68-53	9347
11/30/2022	at George Washington	L	55-79	2216
12/03/2022	at Georgetown	Wot	74-71	5391
12/11/2022	Presbyterian	W	68-57	9276
12/14/2022	at UAB	L	70-84	5126
12/17/2022	vs East Carolina	L	56-64	4117
12/22/2022	Western Ky.	W	65-58	9163
12/30/2022	Eastern Mich.	W	74-64	9023
01/03/2023	at Vanderbilt	Lot	79-84	6344
01/07/2023	Tennessee	L	42-85	10704
01/10/2023	at Kentucky	W	71-68	19393
01/14/2023	Texas A&M	L	53-94	10883
01/17/2023	Ole Miss	L	58-70	9171
01/21/2023	Auburn	L	66-81	13048
01/25/2023	at Florida	L	60-81	7831
01/28/2023	at Georgia	Lot	78-81	10523
01/31/2023	Mississippi St.	L	51-66	9129
02/04/2023	Arkansas	L	63-65	11558
02/07/2023	at Missouri	L	74-83	8830
02/11/2023	at Ole Miss	W	64-61	5928
02/14/2023	Vanderbilt	L	64-75	8906
02/18/2023	at LSU	W	82-73	9024
02/22/2023	Alabama	Lot	76-78	11242
02/25/2023	at Tennessee	L	45-85	20273



# 2022-23 South Carolina Men's Basketball Combined Team Statistics In Conference games

Page 1/1  
as of Feb 26, 2023

## Game Records

Record	Overall	Home	Away	Neutral
ALL GAMES	3-13	0-8	3-5	0-0
CONFERENCE	3-13	0-8	3-5	0-0
NON-CONFERENCE	0-0	0-0	0-0	0-0

## Score by Periods

Team	1st	2nd	OT	TOT
South Carolina	458	543	25	1026
Opponents	583	612	35	1230

## Team Box Score

No.	Player				Total		3-Point		F-Throw		Rebounds											
		GP-GS	MIN	AVG	FG-FGA	FG%	3FG-3FGA	3FG%	FT-FTA	FT%	OFF	DEF	TOT	AVG	PF	DQ	A	TO	BLK	STL	PTS	AVG
5	JOHNSON, Meechie	16-16	556:02	34.8	73-195	.374	40-119	.336	36-39	.923	9	46	55	3.4	28	0	52	43	0	10	222	13.9
23	JACKSON II, Gregory "GG"	16-13	488:11	30.5	75-220	.341	26-89	.292	39-61	.639	16	58	74	4.6	17	0	16	42	10	13	215	13.4
10	BROWN, Hayden	15-15	421:34	28.1	64-145	.441	13-55	.236	27-44	.614	26	40	66	4.4	58	8	19	31	4	21	168	11.2
2	CARTER, JR., Chico	13-13	395:40	30.4	39-87	.448	21-48	.438	9-12	.750	4	20	24	1.8	25	2	19	22	1	7	108	8.3
1	WRIGHT, Jacobi	16-8	462:03	28.9	39-99	.394	17-41	.415	27-34	.794	5	22	27	1.7	34	0	25	16	0	9	122	7.6
33	GRAY, Josh	16-12	325:00	20.3	38-74	.514	0-1	.000	14-32	.438	54	70	124	7.8	39	0	8	19	12	6	90	5.6
12	DAVIS, Zachary	16-1	230:53	14.4	16-34	.471	5-18	.278	8-9	.889	6	27	33	2.1	22	0	14	10	3	11	45	2.8
30	HANKINS-SANFORD, Daniel	11-0	83:28	7.6	12-29	.414	2-6	.333	1-1	1.000	7	5	12	1.1	9	0	1	4	0	3	27	2.5
44	COOPER JR., Ford	6-0	46:21	7.7	3-10	.300	3-9	.333	0-0	.000	1	3	4	0.7	4	0	1	3	0	0	9	1.5
14	SPARKMAN, Eli	5-0	31:48	6.4	2-2	1.000	2-2	1.000	0-0	.000	1	4	5	1.0	2	0	0	1	0	1	6	1.2
31	BOSMANS-VERDONK, Benjamin	16-2	213:10	13.3	3-11	.273	0-0	.000	7-10	.700	17	16	33	2.1	34	1	13	14	3	4	13	0.8
4	MINOTT, Tre-Vaughn	4-0	12:19	3.1	0-0	.000	0-0	.000	1-3	.333	0	2	2	0.5	0	0	0	0	1	0	1	0.3
21	BENSON, Ja'Von	4-0	08:31	2.1	0-3	.000	0-1	.000	0-0	.000	0	2	2	0.5	0	0	0	2	1	0	0	0.0
											26	23	49					9				
Total		16	3275		364-909	.400	129-389	.332	169-245	.690	172	338	510	31.9	272	11	168	216	35	85	1026	64.1
Opponents		16	3275		449-943	.476	114-337	.338	218-322	.677	194	404	598	37.4	236	3	252	160	67	122	1230	76.9

## Team Statistics

	USC	OPP
<b>Scoring</b>	<b>1026</b>	<b>1230</b>
Points per game	64.1	76.9
Scoring margin	-12.8	-
<b>Field goals-att</b>	<b>364-909</b>	<b>449-943</b>
Field goal pct	.400	.476
<b>3 point fg-att</b>	<b>129-389</b>	<b>114-337</b>
3-point FG pct	.332	.338
3-pt FG made per game	8.1	7.1
<b>Free throws-att</b>	<b>169-245</b>	<b>218-322</b>
Free throw pct	.690	.677
F-Throws made per game	10.6	13.6
<b>Rebounds</b>	<b>510</b>	<b>598</b>
Rebounds per game	31.9	37.4
Rebounding margin	-5.5	-
<b>Assists</b>	<b>168</b>	<b>252</b>
Assists per game	10.5	15.8
<b>Turnovers</b>	<b>216</b>	<b>160</b>
Turnovers per game	13.5	10.0
Turnover margin	-3.5	-
Assist/turnover ratio	0.8	1.6
<b>Steals</b>	<b>85</b>	<b>122</b>
Steals per game	5.3	7.6
<b>Blocks</b>	<b>35</b>	<b>67</b>
Blocks per game	2.2	4.2
<b>Winning streak</b>	<b>0</b>	<b>-</b>
Home win streak	0	-
<b>Attendance</b>	<b>84641</b>	<b>88146</b>
Home games-Avg/Game	8-10580	8-11018
Neutral site-Avg/Game	-	0-0

## Team Results

Date	Opponent		Score	Att.
01/03/2023	at Vanderbilt	Lot	79-84	6344
01/07/2023	Tennessee	L	42-85	10704
01/10/2023	at Kentucky	W	71-68	19393
01/14/2023	Texas A&M	L	53-94	10883
01/17/2023	Ole Miss	L	58-70	9171
01/21/2023	Auburn	L	66-81	13048
01/25/2023	at Florida	L	60-81	7831
01/28/2023	at Georgia	Lot	78-81	10523
01/31/2023	Mississippi St.	L	51-66	9129
02/04/2023	Arkansas	L	63-65	11558
02/07/2023	at Missouri	L	74-83	8830
02/11/2023	at Ole Miss	W	64-61	5928
02/14/2023	Vanderbilt	L	64-75	8906
02/18/2023	at LSU	W	82-73	9024
02/22/2023	Alabama	Lot	76-78	11242
02/25/2023	at Tennessee	L	45-85	20273





**2022-23 South Carolina Men's Basketball**  
**Category Leaders**  
**All games**

Page 1/3  
as of Feb 26, 2023

**Points**

##	Player	G	Pts	Pts/G
23	Jackson II, Gregory "GG"	29	438	15.1
5	Johnson, Meechie	27	343	12.7
10	Brown, Hayden	28	318	11.4
2	Carter, Jr., Chico	25	244	9.8
1	Wright, Jacobi	29	204	7.0
33	Gray, Josh	29	121	4.2
12	Davis, Zachary	27	64	2.4
31	Bosmans-Verdonk, Benjamin	28	58	2.1
30	Hankins-Sanford, Daniel	20	51	2.6
44	Cooper Jr., Ford	16	16	1.0
14	Sparkman, Eli	9	8	0.9
21	Benson, Ja'Von	6	3	0.5
4	Minott, Tre-Vaughn	6	1	0.2

**Scoring Average**

##	Player	G	Pts	Pts/G
23	Jackson II, Gregory "GG"	29	438	15.1
5	Johnson, Meechie	27	343	12.7
10	Brown, Hayden	28	318	11.4
2	Carter, Jr., Chico	25	244	9.8
1	Wright, Jacobi	29	204	7.0
33	Gray, Josh	29	121	4.2
30	Hankins-Sanford, Daniel	20	51	2.6
12	Davis, Zachary	27	64	2.4
31	Bosmans-Verdonk, Benjamin	28	58	2.1
44	Cooper Jr., Ford	16	16	1.0
14	Sparkman, Eli	9	8	0.9
21	Benson, Ja'Von	6	3	0.5
4	Minott, Tre-Vaughn	6	1	0.2

**Field Goal Percentage**

##	Player	FG	Att	Pct
33	Gray, Josh	50	96	.521
14	Sparkman, Eli	2	4	.500
2	Carter, Jr., Chico	89	189	.471
10	Brown, Hayden	117	271	.432
12	Davis, Zachary	25	60	.417
31	Bosmans-Verdonk, Benjamin	21	52	.404
1	Wright, Jacobi	71	182	.390
23	Jackson II, Gregory "GG"	159	419	.379
5	Johnson, Meechie	115	317	.363
30	Hankins-Sanford, Daniel	21	60	.350
44	Cooper Jr., Ford	5	23	.217
21	Benson, Ja'Von	1	9	.111

**Field Goal Attempts**

##	Player	G	Att	Att/G
23	Jackson II, Gregory "GG"	29	419	14.4
5	Johnson, Meechie	27	317	11.7
10	Brown, Hayden	28	271	9.7
2	Carter, Jr., Chico	25	189	7.6
1	Wright, Jacobi	29	182	6.3

**Field Goals Made**

##	Player	G	Made	Made/G
23	Jackson II, Gregory "GG"	29	159	5.5
10	Brown, Hayden	28	117	4.2
5	Johnson, Meechie	27	115	4.3
2	Carter, Jr., Chico	25	89	3.6
1	Wright, Jacobi	29	71	2.4

**3-Point FG Percentage**

##	Player	3FG	Att	Pct
14	Sparkman, Eli	2	3	.667
2	Carter, Jr., Chico	49	103	.476
1	Wright, Jacobi	26	72	.361
5	Johnson, Meechie	66	198	.333
23	Jackson II, Gregory "GG"	51	156	.327
10	Brown, Hayden	23	101	.228
44	Cooper Jr., Ford	4	19	.211
30	Hankins-Sanford, Daniel	2	10	.200
21	Benson, Ja'Von	1	5	.200
12	Davis, Zachary	6	32	.188

**3-Point FG Attempts**

##	Player	G	Att	Att/G
5	Johnson, Meechie	27	198	7.3
23	Jackson II, Gregory "GG"	29	156	5.4
2	Carter, Jr., Chico	25	103	4.1
10	Brown, Hayden	28	101	3.6
1	Wright, Jacobi	29	72	2.5

**3-Point FG Made**

##	Player	G	Made	Made/G
5	Johnson, Meechie	27	66	2.4
23	Jackson II, Gregory "GG"	29	51	1.8
2	Carter, Jr., Chico	25	49	2.0
1	Wright, Jacobi	29	26	0.9
10	Brown, Hayden	28	23	0.8



2022-23 South Carolina Men's Basketball  
Category Leaders  
All games

Page 2/3  
as of Feb 26, 2023

#### Free Throw Percentage

##	Player	Made	Att	Pct
14	Sparkman, Eli	2	2	1.000
44	Cooper Jr., Ford	2	2	1.000
12	Davis, Zachary	8	10	.800
5	Johnson, Meechie	47	61	.770
1	Wright, Jacobi	36	47	.766
23	Jackson II, Gregory "GG"	69	107	.645
10	Brown, Hayden	61	95	.642
2	Carter, Jr., Chico	17	27	.630
31	Bosmans-Verdonk, Benjamin	16	27	.593
30	Hankins-Sanford, Daniel	7	13	.538
33	Gray, Josh	21	47	.447
4	Minott, Tre-Vaughn	1	3	.333

#### Free Throw Attempts

##	Player	G	Att	Att/G
23	Jackson II, Gregory "GG"	29	107	3.7
10	Brown, Hayden	28	95	3.4
5	Johnson, Meechie	27	61	2.3
1	Wright, Jacobi	29	47	1.6
33	Gray, Josh	29	47	1.6

#### Free Throws Made

##	Player	G	Made	Made/G
23	Jackson II, Gregory "GG"	29	69	2.4
10	Brown, Hayden	28	61	2.2
5	Johnson, Meechie	27	47	1.7
1	Wright, Jacobi	29	36	1.2
33	Gray, Josh	29	21	0.7

#### Rebounds

##	Player	G	Reb	Reb/G
33	Gray, Josh	29	176	6.1
23	Jackson II, Gregory "GG"	29	172	5.9
10	Brown, Hayden	28	137	4.9
5	Johnson, Meechie	27	102	3.8
31	Bosmans-Verdonk, Benjamin	28	86	3.1

#### Assists

##	Player	G	Ast	Ast/G
5	Johnson, Meechie	27	93	3.4
1	Wright, Jacobi	29	53	1.8
2	Carter, Jr., Chico	25	40	1.6
10	Brown, Hayden	28	33	1.2
31	Bosmans-Verdonk, Benjamin	28	32	1.1

#### Rebounds Average

##	Player	G	Reb	Reb/G
33	Gray, Josh	29	176	6.1
23	Jackson II, Gregory "GG"	29	172	5.9
10	Brown, Hayden	28	137	4.9
5	Johnson, Meechie	27	102	3.8
31	Bosmans-Verdonk, Benjamin	28	86	3.1

#### Steals

##	Player	G	Stl	Stl/G
10	Brown, Hayden	28	31	1.1
23	Jackson II, Gregory "GG"	29	23	0.8
5	Johnson, Meechie	27	19	0.7
12	Davis, Zachary	27	16	0.6
2	Carter, Jr., Chico	25	15	0.6

#### Offensive Rebounds

##	Player	G	OReb	OReb/G
33	Gray, Josh	29	79	2.7
31	Bosmans-Verdonk, Benjamin	28	49	1.8
23	Jackson II, Gregory "GG"	29	45	1.6
10	Brown, Hayden	28	44	1.6
30	Hankins-Sanford, Daniel	20	23	1.2

#### Blocked Shots

##	Player	G	Blk	Blk/G
33	Gray, Josh	29	25	0.9
23	Jackson II, Gregory "GG"	29	23	0.8
10	Brown, Hayden	28	12	0.4
31	Bosmans-Verdonk, Benjamin	28	6	0.2
12	Davis, Zachary	27	4	0.1

#### Defensive Rebounds

##	Player	G	DReb	DReb/G
23	Jackson II, Gregory "GG"	29	127	4.4
33	Gray, Josh	29	97	3.3
10	Brown, Hayden	28	93	3.3
5	Johnson, Meechie	27	84	3.1
1	Wright, Jacobi	29	49	1.7

#### Minutes

##	Player	G	Min	Min/G
23	Jackson II, Gregory "GG"	29	921	31:45
5	Johnson, Meechie	27	897	33:13
1	Wright, Jacobi	29	835	28:47
10	Brown, Hayden	28	831	29:40
2	Carter, Jr., Chico	25	769	30:46

#### Fouls

##	Player	G	PF	PF/G
10	Brown, Hayden	28	99	3.5
33	Gray, Josh	29	67	2.3
31	Bosmans-Verdonk, Benjamin	28	62	2.2
1	Wright, Jacobi	29	53	1.8
5	Johnson, Meechie	27	45	1.7

#### Turnovers

##	Player	G	TO	TO/G
23	Jackson II, Gregory "GG"	29	76	2.6
5	Johnson, Meechie	27	64	2.4
10	Brown, Hayden	28	59	2.1
2	Carter, Jr., Chico	25	39	1.6
31	Bosmans-Verdonk, Benjamin	28	37	1.3



**2022-23 South Carolina Men's Basketball**  
**Category Leaders**  
**All games**

Page 3/3  
as of Feb 26, 2023

**Foul Outs**

##	Player	G	FO
10	Brown, Hayden	28	10
2	Carter, Jr., Chico	25	2
33	Gray, Josh	29	1
31	Bosmans-Verdonk, Benjamin	28	1





**2022-23 South Carolina Men's Basketball  
Player Highs Analysis  
All games**

Page 1/4  
as of Feb 26, 2023

**South Carolina - Individual Game Highs**

<b>POINTS</b>	30		Gregory "GG" Jackson II vs Auburn (01/21/2023)
	26		Meechie Johnson at Kentucky (01/10/2023)
	26		Chico Carter, Jr. vs Davidson (N) (11/18/2022)
	25		Meechie Johnson vs Western Ky. (12/22/2022)
	24		Chico Carter, Jr. at Vanderbilt (01/03/2023)
	24		Gregory "GG" Jackson II vs Eastern Mich. (12/30/2022)
<b>FIELD GOALS MADE</b>	10		Gregory "GG" Jackson II vs Auburn (01/21/2023)
	9		Josh Gray vs Arkansas (02/04/2023)
	9		Meechie Johnson at Kentucky (01/10/2023)
	9		Chico Carter, Jr. at Vanderbilt (01/03/2023)
	9		Gregory "GG" Jackson II vs Eastern Mich. (12/30/2022)
	9		Gregory "GG" Jackson II at Georgetown (12/03/2022)
<b>FIELD GOAL ATTEMPTS</b>	9		Chico Carter, Jr. vs Davidson (N) (11/18/2022)
	21		Gregory "GG" Jackson II vs Auburn (01/21/2023)
	20		Gregory "GG" Jackson II vs Alabama (02/22/2023)
	20		Gregory "GG" Jackson II vs Ole Miss (01/17/2023)
<b>FIELD GOAL PERCENTAGE (min 5 made)</b>	.857	(6-7)	Chico Carter, Jr. vs Eastern Mich. (12/30/2022)
	.700	(7-10)	Jacobi Wright vs Alabama (02/22/2023)
	.700	(7-10)	Hayden Brown at Georgia (01/28/2023)
<b>3 PT FG MADE</b>	6		Meechie Johnson at Kentucky (01/10/2023)
	6		Meechie Johnson vs Western Ky. (12/22/2022)
	6		Chico Carter, Jr. vs Davidson (N) (11/18/2022)
<b>3 PT FG ATTEMPTS</b>	11		Meechie Johnson vs Western Ky. (12/22/2022)
	10		Gregory "GG" Jackson II at LSU (02/18/2023)
	10		Meechie Johnson at Kentucky (01/10/2023)
	10		Meechie Johnson at Georgetown (12/03/2022)
<b>3 PT FG PERCENTAGE (min 2 made)</b>	1.000	(4-4)	Chico Carter, Jr. at UAB (12/14/2022)
	1.000	(2-2)	Gregory "GG" Jackson II at Kentucky (01/10/2023)
	1.000	(2-2)	Jacobi Wright vs Clemson (11/11/2022)
	1.000	(2-2)	Gregory "GG" Jackson II vs South Carolina St. (11/08/2022)
<b>FREE THROWS MADE</b>	9		Hayden Brown vs South Carolina St. (11/08/2022)
	7		Hayden Brown at LSU (02/18/2023)
<b>FREE THROW ATTEMPTS</b>	12		Hayden Brown vs South Carolina St. (11/08/2022)
	10		Hayden Brown vs Eastern Mich. (12/30/2022)
<b>FREE THROW PERCENTAGE (min 3 made)</b>	1.000	(7-7)	Hayden Brown at LSU (02/18/2023)
	1.000	(6-6)	Gregory "GG" Jackson II at LSU (02/18/2023)
	1.000	(6-6)	Meechie Johnson vs Vanderbilt (02/14/2023)
	1.000	(6-6)	Meechie Johnson vs Auburn (01/21/2023)
	1.000	(6-6)	Meechie Johnson vs Tennessee (01/07/2023)
	1.000	(4-4)	Jacobi Wright vs Alabama (02/22/2023)
	1.000	(4-4)	Chico Carter, Jr. vs Vanderbilt (02/14/2023)
	1.000	(4-4)	Jacobi Wright vs Tennessee (01/07/2023)
	1.000	(4-4)	Hayden Brown vs Davidson (N) (11/18/2022)
	1.000	(3-3)	Hayden Brown vs East Carolina (N) (12/17/2022)
	1.000	(3-3)	Hayden Brown vs USC Upstate (11/25/2022)
	1.000	(3-3)	Daniel Hankins-Sanford vs South Carolina St. (11/08/2022)
<b>REBOUNDS</b>	16		Gregory "GG" Jackson II vs Western Ky. (12/22/2022)
	14		Josh Gray vs Arkansas (02/04/2023)
	14		Josh Gray vs Mississippi St. (01/31/2023)
<b>ASSISTS</b>	8		Meechie Johnson at Georgetown (12/03/2022)
	7		Meechie Johnson at UAB (12/14/2022)
<b>STEALS</b>	4		Hayden Brown vs Arkansas (02/04/2023)
	4		Gregory "GG" Jackson II at Georgia (01/28/2023)



2022-23 South Carolina Men's Basketball  
Player Highs Analysis  
All games

Page 2/4  
as of Feb 26, 2023

South Carolina - Individual Game Highs

BLOCKED SHOTS	3	Gregory "GG" Jackson II at George Washington (11/30/2022)
	3	Hayden Brown vs Davidson (N) (11/18/2022)
	3	Josh Gray vs Clemson (11/11/2022)
TURNOVERS	7	Meechie Johnson vs Mississippi St. (01/31/2023)
	7	Gregory "GG" Jackson II at Georgia (01/28/2023)
	7	Benjamin Bosmans-Verdonk vs Clemson (11/11/2022)
FOULS	5	Hayden Brown vs Alabama (02/22/2023)
	5	Hayden Brown at LSU (02/18/2023)
	5	Hayden Brown vs Vanderbilt (02/14/2023)
	5	Hayden Brown at Georgia (01/28/2023)
	5	Hayden Brown at Florida (01/25/2023)
	5	Chico Carter, Jr. vs Auburn (01/21/2023)
	5	Hayden Brown vs Ole Miss (01/17/2023)
	5	Chico Carter, Jr. vs Ole Miss (01/17/2023)
	5	Hayden Brown at Kentucky (01/10/2023)
	5	Hayden Brown at Vanderbilt (01/03/2023)
	5	Benjamin Bosmans-Verdonk at Vanderbilt (01/03/2023)
	5	Hayden Brown at Georgetown (12/03/2022)
	5	Hayden Brown vs USC Upstate (11/25/2022)
	5	Josh Gray vs South Carolina St. (11/08/2022)



**2022-23 South Carolina Men's Basketball  
Player Highs Analysis  
All games**

Page 3/4  
as of Feb 26, 2023

**Opponent - Individual Game Highs**

<b>POINTS</b>	41		Brandon Miller vs Alabama (02/22/2023)
	36		Emoni Bates vs Eastern Mich. (12/30/2022)
	28		Dayvion McKnight vs Western Ky. (12/22/2022)
	27		Johni Broome vs Auburn (01/21/2023)
	25		Cam Hayes at LSU (02/18/2023)
	25		KJ Buffen at UAB (12/14/2022)
<b>FIELD GOALS MADE</b>	14		Brandon Miller vs Alabama (02/22/2023)
	13		Emoni Bates vs Eastern Mich. (12/30/2022)
<b>FIELD GOAL ATTEMPTS</b>	25		Brandon Miller vs Alabama (02/22/2023)
	25		Emoni Bates vs Eastern Mich. (12/30/2022)
<b>FIELD GOAL PERCENTAGE (min 5 made)</b>	1.000	(10-10)	Olivier Nkamhoua vs Tennessee (01/07/2023)
	1.000	(5-5)	Uros Plavsic at Tennessee (02/25/2023)
<b>3 PT FG MADE</b>	8		Emoni Bates vs Eastern Mich. (12/30/2022)
	6		Brandon Miller vs Alabama (02/22/2023)
<b>3 PT FG ATTEMPTS</b>	15		Emoni Bates vs Eastern Mich. (12/30/2022)
	13		Brandon Miller vs Alabama (02/22/2023)
<b>3 PT FG PERCENTAGE (min 2 made)</b>	1.000	(3-3)	Liam Robbins vs Vanderbilt (02/14/2023)
	1.000	(2-2)	Jahmai Mashack at Tennessee (02/25/2023)
	1.000	(2-2)	James Moors vs Colorado St. (N) (11/17/2022)
<b>FREE THROWS MADE</b>	10		Kario Oquendo at Georgia (01/28/2023)
	10		Liam Robbins at Vanderbilt (01/03/2023)
<b>FREE THROW ATTEMPTS</b>	15		Kario Oquendo at Georgia (01/28/2023)
	15		Liam Robbins at Vanderbilt (01/03/2023)
<b>FREE THROW PERCENTAGE (min 3 made)</b>	1.000	(6-6)	Jusaun Holt at Georgia (01/28/2023)
	1.000	(6-6)	Jay Heath at Georgetown (12/03/2022)
	1.000	(5-5)	Kobe Brown at Missouri (02/07/2023)
	1.000	(5-5)	Jordan Walker at UAB (12/14/2022)
	1.000	(4-4)	Nick Honor at Missouri (02/07/2023)
	1.000	(4-4)	Sean East II at Missouri (02/07/2023)
	1.000	(4-4)	Will Richard at Florida (01/25/2023)
	1.000	(4-4)	Zep Jasper vs Auburn (01/21/2023)
	1.000	(4-4)	Jayveous McKinnis vs Ole Miss (01/17/2023)
	1.000	(4-4)	KJ Buffen at UAB (12/14/2022)
	1.000	(4-4)	Foster Loyer vs Davidson (N) (11/18/2022)
	1.000	(3-3)	Myreon Jones at Florida (01/25/2023)
	1.000	(3-3)	Johni Broome vs Auburn (01/21/2023)
	1.000	(3-3)	Eric Gaines at UAB (12/14/2022)
	1.000	(3-3)	James Bishop at George Washington (11/30/2022)
<b>REBOUNDS</b>	12		Oscar Tshiebwe at Kentucky (01/10/2023)
	11		Johni Broome vs Auburn (01/21/2023)
	11		Henry Coleman III vs Texas A&M (01/14/2023)
<b>ASSISTS</b>	12		Wendell Green Jr. vs Auburn (01/21/2023)
	11		Zakai Zeigler at Tennessee (02/25/2023)
<b>STEALS</b>	5		D'Moi Hodge at Missouri (02/07/2023)
	5		Jusaun Holt at Georgia (01/28/2023)
<b>BLOCKED SHOTS</b>	6		Liam Robbins at Vanderbilt (01/03/2023)
	4		Colin Castleton at Florida (01/25/2023)





2022-23 South Carolina Men's Basketball  
Player Highs Analysis  
All games

Page 4/4  
as of Feb 26, 2023

Opponent - Individual Game Highs

TURNOVERS	6	Trae Broadnax vs USC Upstate (11/25/2022)
	4	Shakeel Moore vs Mississippi St. (01/31/2023)
	4	Terry Roberts at Georgia (01/28/2023)
	4	Wendell Green Jr. vs Auburn (01/21/2023)
	4	Javon Small vs East Carolina (N) (12/17/2022)
	4	Brendan Adams at George Washington (11/30/2022)
	4	James Bishop at George Washington (11/30/2022)
	4	Garrett Hien vs Furman (N) (11/20/2022)
	4	Jalen Slawson vs Furman (N) (11/20/2022)
FOULS	4	Foster Loyer vs Davidson (N) (11/18/2022)
	5	Matthew Murrell at Ole Miss (02/11/2023)
	5	Jason Jitoboh at Florida (01/25/2023)
	5	Niels Lane at Florida (01/25/2023)
	5	Jairus Hamilton vs Western Ky. (12/22/2022)
	5	Baylor Hebb vs Colorado St. (N) (11/17/2022)



2022-23 South Carolina Men's Basketball  
Team High/Low Analysis  
All games

Page 1/4  
as of Feb 26, 2023

South Carolina - Game Highs

POINTS	82		at LSU (02/18/2023)
	80		South Carolina St. (11/08/2022)
	79		at Vanderbilt (01/03/2023)
	78		at Georgia (01/28/2023)
	76		Alabama (02/22/2023)
FIELD GOALS MADE	30		Alabama (02/22/2023)
	30		at Vanderbilt (01/03/2023)
FIELD GOAL ATTEMPTS	72		at Vanderbilt (01/03/2023)
	68		at Georgia (01/28/2023)
FIELD GOAL PERCENTAGE	.520	(26-50)	at Missouri (02/07/2023)
	.491	(27-55)	Presbyterian (12/11/2022)
3 PT FG MADE	15		at LSU (02/18/2023)
	13		at Georgia (01/28/2023)
3 PT FG ATTEMPTS	32		at LSU (02/18/2023)
	31		at Georgia (01/28/2023)
	31		at Georgetown (12/03/2022)
3 PT FG PERCENTAGE	.550	(11-20)	at Kentucky (01/10/2023)
	.469	(15-32)	at LSU (02/18/2023)
FREE THROWS MADE	21		South Carolina St. (11/08/2022)
	19		Auburn (01/21/2023)
FREE THROW ATTEMPTS	32		South Carolina St. (11/08/2022)
	25		Western Ky. (12/22/2022)
FREE THROW PERCENTAGE	.944	(17-18)	at LSU (02/18/2023)
	.933	(14-15)	Tennessee (01/07/2023)
REBOUNDS	51		Western Ky. (12/22/2022)
	50		Clemson (11/11/2022)
ASSISTS	20		at LSU (02/18/2023)
	18		at Missouri (02/07/2023)
	18		at Georgetown (12/03/2022)
STEALS	10		Tennessee (01/07/2023)
	8		Mississippi St. (01/31/2023)
	8		vs Davidson (N) (11/18/2022)
BLOCKED SHOTS	7		vs Davidson (N) (11/18/2022)
	5		Tennessee (01/07/2023)
	5		South Carolina St. (11/08/2022)
TURNOVERS	19		Clemson (11/11/2022)
	18		Mississippi St. (01/31/2023)
	18		at Georgia (01/28/2023)
	18		Tennessee (01/07/2023)
FOULS	25		at Vanderbilt (01/03/2023)
	23		Auburn (01/21/2023)



2022-23 South Carolina Men's Basketball  
Team High/Low Analysis  
All games

Page 2/4  
as of Feb 26, 2023

Opponent - Game Highs

POINTS	94		Texas A&M (01/14/2023)
	85		at Tennessee (02/25/2023)
	85		Tennessee (01/07/2023)
	85		vs Colorado St. (N) (11/17/2022)
	84		at Vanderbilt (01/03/2023)
	84		at UAB (12/14/2022)
FIELD GOALS MADE	36		at Tennessee (02/25/2023)
	35		Tennessee (01/07/2023)
	35		vs Colorado St. (N) (11/17/2022)
FIELD GOAL ATTEMPTS	68		Tennessee (01/07/2023)
	67		at UAB (12/14/2022)
FIELD GOAL PERCENTAGE	.583	(35-60)	vs Colorado St. (N) (11/17/2022)
	.581	(36-62)	at Tennessee (02/25/2023)
3 PT FG MADE	12		at Missouri (02/07/2023)
	12		at George Washington (11/30/2022)
	12		vs Furman (N) (11/20/2022)
3 PT FG ATTEMPTS	37		Vanderbilt (02/14/2023)
	28		Eastern Mich. (12/30/2022)
3 PT FG PERCENTAGE	.480	(12-25)	at Missouri (02/07/2023)
	.455	(10-22)	Tennessee (01/07/2023)
FREE THROWS MADE	23		at Georgia (01/28/2023)
	23		at Vanderbilt (01/03/2023)
FREE THROW ATTEMPTS	35		at Vanderbilt (01/03/2023)
	29		at Georgia (01/28/2023)
FREE THROW PERCENTAGE	.941	(16-17)	at UAB (12/14/2022)
	.889	(8-9)	vs Davidson (N) (11/18/2022)
REBOUNDS	48		Vanderbilt (02/14/2023)
	48		Texas A&M (01/14/2023)
	48		Tennessee (01/07/2023)
ASSISTS	29		at Tennessee (02/25/2023)
	22		vs Furman (N) (11/20/2022)
STEALS	15		at Georgia (01/28/2023)
	13		Tennessee (01/07/2023)
	13		at Georgetown (12/03/2022)
BLOCKED SHOTS	9		at Florida (01/25/2023)
	7		at Vanderbilt (01/03/2023)
TURNOVERS	16		Mississippi St. (01/31/2023)
	14		Tennessee (01/07/2023)
FOULS	24		South Carolina St. (11/08/2022)
	19		at LSU (02/18/2023)





**2022-23 South Carolina Men's Basketball  
Team High/Low Analysis  
All games**

Page 3/4  
as of Feb 26, 2023

**South Carolina - Game Lows**

<b>POINTS</b>	42		Tennessee (01/07/2023)
	45		at Tennessee (02/25/2023)
	51		Mississippi St. (01/31/2023)
	53		Texas A&M (01/14/2023)
	53		vs Colorado St. (N) (11/17/2022)
<b>FIELD GOALS MADE</b>	12		Tennessee (01/07/2023)
	18		Mississippi St. (01/31/2023)
<b>FIELD GOAL ATTEMPTS</b>	48		Tennessee (01/07/2023)
	49		vs Furman (N) (11/20/2022)
<b>FIELD GOAL PERCENTAGE</b>	.250	(12-48)	Tennessee (01/07/2023)
	.311	(19-61)	vs Colorado St. (N) (11/17/2022)
<b>3 PT FG MADE</b>	4		at Tennessee (02/25/2023)
	4		Tennessee (01/07/2023)
	4		USC Upstate (11/25/2022)
<b>3 PT FG ATTEMPTS</b>	14		at Florida (01/25/2023)
	18		USC Upstate (11/25/2022)
	18		vs Davidson (N) (11/18/2022)
<b>3 PT FG PERCENTAGE</b>	.154	(4-26)	Tennessee (01/07/2023)
	.182	(4-22)	at Tennessee (02/25/2023)
<b>FREE THROWS MADE</b>	3		at Tennessee (02/25/2023)
	5		at George Washington (11/30/2022)
<b>FREE THROW ATTEMPTS</b>	7		at Tennessee (02/25/2023)
	7		at Kentucky (01/10/2023)
<b>FREE THROW PERCENTAGE</b>	.429	(3-7)	at Tennessee (02/25/2023)
	.462	(6-13)	Clemson (11/11/2022)
<b>REBOUNDS</b>	16		Texas A&M (01/14/2023)
	21		Tennessee (01/07/2023)
<b>ASSISTS</b>	5		Tennessee (01/07/2023)
	6		vs East Carolina (N) (12/17/2022)
<b>STEALS</b>	2		Vanderbilt (02/14/2023)
	2		at Kentucky (01/10/2023)
	2		Western Ky. (12/22/2022)
<b>BLOCKED SHOTS</b>	0		at Georgetown (12/03/2022)
	1		Vanderbilt (02/14/2023)
	1		Mississippi St. (01/31/2023)
	1		Ole Miss (01/17/2023)
	1		at Kentucky (01/10/2023)
	1		at Vanderbilt (01/03/2023)
	1		vs East Carolina (N) (12/17/2022)
<b>TURNOVERS</b>	6		Presbyterian (12/11/2022)
	8		USC Upstate (11/25/2022)
<b>FOULS</b>	6		at Tennessee (02/25/2023)
	9		Presbyterian (12/11/2022)



**2022-23 South Carolina Men's Basketball  
Team High/Low Analysis  
All games**

Page 4/4  
as of Feb 26, 2023

**Opponent - Game Lows**

<b>POINTS</b>	53		USC Upstate (11/25/2022)
	57		Presbyterian (12/11/2022)
	58		Western Ky. (12/22/2022)
	58		Clemson (11/11/2022)
	61		at Ole Miss (02/11/2023)
<b>FIELD GOALS MADE</b>	20		at Ole Miss (02/11/2023)
	20		Western Ky. (12/22/2022)
<b>FIELD GOAL ATTEMPTS</b>	44		vs East Carolina (N) (12/17/2022)
	46		Presbyterian (12/11/2022)
<b>FIELD GOAL PERCENTAGE</b>	.364	(20-55)	Western Ky. (12/22/2022)
	.370	(20-54)	at Ole Miss (02/11/2023)
<b>3 PT FG MADE</b>	2		USC Upstate (11/25/2022)
	3		Mississippi St. (01/31/2023)
	3		Auburn (01/21/2023)
	3		at Kentucky (01/10/2023)
	3		Western Ky. (12/22/2022)
	3		at Georgetown (12/03/2022)
<b>3 PT FG ATTEMPTS</b>	10		at Kentucky (01/10/2023)
	12		Mississippi St. (01/31/2023)
	12		USC Upstate (11/25/2022)
<b>3 PT FG PERCENTAGE</b>	.136	(3-22)	Western Ky. (12/22/2022)
	.167	(3-18)	at Georgetown (12/03/2022)
	.167	(2-12)	USC Upstate (11/25/2022)
<b>FREE THROWS MADE</b>	3		at Tennessee (02/25/2023)
	3		USC Upstate (11/25/2022)
<b>FREE THROW ATTEMPTS</b>	6		at Tennessee (02/25/2023)
	7		Tennessee (01/07/2023)
	7		Presbyterian (12/11/2022)
<b>FREE THROW PERCENTAGE</b>	.333	(3-9)	USC Upstate (11/25/2022)
	.444	(4-9)	Eastern Mich. (12/30/2022)
<b>REBOUNDS</b>	25		Presbyterian (12/11/2022)
	28		at Missouri (02/07/2023)
	28		at Kentucky (01/10/2023)
	28		vs East Carolina (N) (12/17/2022)
	28		USC Upstate (11/25/2022)
<b>ASSISTS</b>	4		Western Ky. (12/22/2022)
	8		USC Upstate (11/25/2022)
<b>STEALS</b>	3		Arkansas (02/04/2023)
	3		Ole Miss (01/17/2023)
	3		at Vanderbilt (01/03/2023)
	3		Presbyterian (12/11/2022)
	3		USC Upstate (11/25/2022)
<b>BLOCKED SHOTS</b>	1		at Missouri (02/07/2023)
	1		vs East Carolina (N) (12/17/2022)
	1		vs Davidson (N) (11/18/2022)
<b>TURNOVERS</b>	4		at Tennessee (02/25/2023)
	5		at Florida (01/25/2023)
<b>FOULS</b>	8		at Tennessee (02/25/2023)
	11		at Kentucky (01/10/2023)
	11		at George Washington (11/30/2022)