



SOUTH CAROLINA BASEBALL

South Carolina Baseball Contact: Kent Reichert - (803) 777-5257 - kent2@mailbox.sc.edu

2023 SOUTH CAROLINA SCHEDULE

FEBRUARY (5-0)

| | | |
|----|----------------------------|-----------|
| 17 | UMASS LOWELL (SECN+) | W, 20-3 |
| 18 | UMASS LOWELL (SECN+) | W, 17-1 |
| 19 | UMASS LOWELL (SECN+) | W, 12-1 |
| 21 | WINTHROP (SECN+) | W, 19-3 |
| 22 | QUEENS (SECN+) | W, 12-0 |
| 24 | PENN (SECN+) | 4 p.m. |
| 25 | PENN (SECN+) | 2 p.m. |
| 26 | PENN (SECN+) | 1:30 p.m. |
| 28 | NORTH CAROLINA A&T (SECN+) | 4 p.m. |

MARCH

| | | |
|----|--------------------------------------|-----------|
| 3 | at Clemson (ACCNX) | 6 p.m. |
| 4 | vs. Clemson (Fluor Field) (SECN+) | 1 p.m. |
| 5 | CLEMSON (SECN+) | 1:30 p.m. |
| 7 | THE CITADEL (SECN+) | 7 p.m. |
| 8 | vs. USC Upstate (Fluor Field)(ESPN+) | 6:30 p.m. |
| 10 | BETHUNE-COOKMAN (SECN+) | 7 p.m. |
| 11 | BETHUNE-COOKMAN (SECN+) | 4 p.m. |
| 12 | BETHUNE-COOKMAN (SECN+) | 1:30 p.m. |
| 14 | PRESBYTERIAN (SECN+) | 7 p.m. |
| 17 | at Georgia* (SECN+) | 6 p.m. |
| 18 | at Georgia* (SECN+) | 2 p.m. |
| 19 | at Georgia* (SECN+) | 1 p.m. |
| 21 | at Charlotte (Truist Field) (ESPN+) | 6:05 p.m. |
| 24 | MISSOURI* (SEC NETWORK) | 7 p.m. |
| 25 | MISSOURI* (SECN+) | 4 p.m. |
| 26 | MISSOURI* (SEC NETWORK) | 12 p.m. |
| 28 | at The Citadel (ESPN+) | 7 p.m. |
| 30 | at Mississippi State* (SEC NETWORK) | 7 p.m. |
| 31 | at Mississippi State* (SECN+) | 7 p.m. |

APRIL

| | | |
|----|---|-----------|
| 1 | at Mississippi State* (SECN+) | 3 p.m. |
| 4 | vs. North Carolina (Truist Field) (SECN+) | TBA |
| 6 | LSU* (SECN+) | 7 p.m. |
| 7 | LSU* (SECN+) | 7 p.m. |
| 8 | LSU* (SEC NETWORK) | 12 p.m. |
| 11 | USC UPSTATE (SECN+) | 7 p.m. |
| 14 | at Vanderbilt* (SECN+) | 7 p.m. |
| 15 | at Vanderbilt* (SECN+) | 3 p.m. |
| 16 | at Vanderbilt* (SECN+) | 2 p.m. |
| 18 | CHARLESTON SOUTHERN (SECN+) | 7 p.m. |
| 20 | FLORIDA* (ESPNU) | 7:30 p.m. |
| 21 | FLORIDA* (SECN+) | 7 p.m. |
| 22 | FLORIDA* (SECN+) | 2 p.m. |
| 28 | AUBURN* (SECN+) | 7 p.m. |
| 29 | AUBURN* (SECN+) | 4 p.m. |
| 30 | AUBURN* (SEC NETWORK) | 12 p.m. |

MAY

| | | |
|-------|----------------------------------|-----------|
| 3 | at Winthrop (ESPN+) | 6 p.m. |
| 5 | at Kentucky* (SECN+) | 6:30 p.m. |
| 6 | at Kentucky* (SECN+) | 2 p.m. |
| 7 | at Kentucky* (SEC NETWORK) | 2 p.m. |
| 9 | NORTH FLORIDA (SECN+) | 4 p.m. |
| 12 | at Arkansas* (SECN+) | 7:30 p.m. |
| 13 | at Arkansas* (SECN+) | 7 p.m. |
| 14 | at Arkansas* (SECN+) | 3 p.m. |
| 16 | CHARLOTTE (SECN+) | 7 p.m. |
| 18 | TENNESSEE* (SECN+) | 7 p.m. |
| 19 | TENNESSEE* (SECN+) | 7 p.m. |
| 20 | TENNESSEE* (SECN+) | 2 p.m. |
| 23-28 | at SEC Tournament (Hoover, Ala.) | TBA |

JUNE

| | | |
|-------|------------------------------------|-----|
| 2-5 | NCAA Regionals | TBA |
| 9-12 | NCAA Super Regionals | TBA |
| 16-26 | College World Series (Omaha, Neb.) | TBA |

All times Eastern. Dates and times subject to change

* denotes SEC game

() denotes TV or Neutral Site game

#23 SOUTH CAROLINA (5-0) VS. PENN (0-0)

Dates: Friday, Feb. 24 — Sunday, Feb. 26
Times: Friday: 4 p.m. — Saturday: 2 p.m. — Sunday: 1:30 p.m.
Place: Founders Park, Columbia, S.C.



LIVE COVERAGE

Radio: Gamecock Radio Network/flagship 107.5 FM "The Game" (Tommy Moody, Stuart Lake)

Broadcast: SEC Network Plus

Internet: Additional coverage on Facebook, Instagram, & Twitter @GamecockBaseball

PROBABLE PITCHING ROTATION

Friday: RHP Will Sanders (0-0, 4.50 ERA) vs. LHP Owen Coody (7-1, 2.80 ERA in 2022)

Saturday: RHP Noah Hall (1-0, 1.69 ERA) vs. RHP Cole Zaffiro (2-1, 4.57 ERA in 2022)

Sunday: RHP Jack Mahoney (1-0, 0.00 ERA) vs. RHP Ryan Dromboski (0-0, 5.40 ERA in 2022)

FOR STARTERS

The University of South Carolina baseball team hosts Penn for a three-game series this weekend at Founders Park. The series begins on Friday afternoon (Feb. 24) at 4 p.m. and continues Saturday afternoon (Feb. 25) at 2 p.m. The series concludes on Sunday afternoon (Feb. 26) at 1:30 p.m.

All three games will be streamed on SEC Network Plus. All games also will be broadcast on The Game 107.5 FM with Tommy Moody and Stuart Lake on the call.

The Gamecocks have scored 80 runs in five games this season, winning a pair of mid-week contests against Winthrop (19-3) and Queens (12-0). Ethan Petry hit a pair of home runs in the Winthrop win while Caleb Denny drove in five against Queens.

SCOUTING PENN

The Quakers will open their 2023 season on Friday in Columbia. Penn is coming off a 33-15 season, a tie for the regular-season title and a runner-up finish in the Ivy League championship series. The Quakers are no strangers to SEC competition, beating Texas A&M two out of three games last February. Wyatt Henseler returns for the Quakers, leading the team with a .383 average last season to go along with 14 home runs and 53 RBI. On the mound, Owen Coody was 7-1 with a 2.80 ERA and 74 strikeouts in 54.2 innings pitched.

SERIES VS. PENN

This will be the first meeting between Carolina and Penn on the diamond. The Gamecocks are 37-4 against Ivy League competition. The last meeting against the Ivy League came on March 6-8, 2020, when the Gamecocks swept a three-game series against Cornell.

HOME RUN DERBY

The Gamecocks hit 20 home runs in the first five games of the season, the most in the nation after a week and a half of play. Carolina belted five home runs on Friday in the win over UMass Lowell, four on Saturday and five more on Sunday. In the midweek, Carolina had five in the Winthrop game and one more against Queens. Gavin Casas leads the team with four home runs, while Ethan Petry, Braylen Wimmer, Cole Messina and Will McGillis all have three round trippers. Wimmer and Messina have grand slams while the Gamecocks hit back-to-back home runs both on Friday and Sunday against UML. The Gamecocks are slugging .777 after five games, led by Petry's 1.308 slugging percentage.

FOLLOW ON SOCIAL MEDIA



@GAMECOCKBASEBALL // #GAMECOCKS
 FACEBOOK.COM//GAMECOCKBASEBALL
 WWW.GAMECOCKSONLINE.COM

SOUTH CAROLINA QUICK FACTS

GENERAL INFORMATION

| | |
|-----------------------------|------------------|
| Location..... | Columbia, S.C. |
| Enrollment..... | 35,388 |
| Founded..... | 1801 |
| University President..... | Michael Amiridis |
| Athletics Director..... | Ray Tanner |
| Faculty Representative..... | Eva Monsma |
| Conference..... | Southeastern |
| Nickname..... | Gamecocks |
| Colors..... | Garnet & Black |
| Mascot..... | Cocky |

TEAM INFORMATION

| | |
|--------------------------------------|------------------------------|
| Head Coach..... | Mark Kingston |
| Alma Mater..... | North Carolina, 1995 |
| Record at South Carolina..... | 143-109 (5 years) |
| Career Record..... | 416-289-1 (14th Year) |
| Associate Head Coach..... | Monte Lee |
| Assistant Coach..... | Justin Parker |
| Assistant Coach..... | Scott Wingo |
| Director of Player Development..... | Mike Current |
| Director of Operations..... | Ryan West |
| Director of Sport Performance..... | Billy Anderson |
| Athletics Trainer..... | Cory Barton |
| Academic Advisor..... | Storm Blitz |

2022 SEASON IN REVIEW/2023 OUTLOOK

| | |
|---------------------------------------|-----------------------|
| 2022 Overall Record..... | 27-28 |
| 2022 SEC Record/Finish..... | 13-17/5th East |
| 2022 Postseason Finish..... | 0-1 at SEC Tournament |
| Position Starters Returning/Lost..... | 6/3 |
| Pitchers Returning/Lost..... | 9/6 |
| Players Returning/Lost..... | 17/16 |

PROGRAM HISTORY

| | |
|--|--|
| First Year of Baseball..... | 1892 |
| First Year in SEC..... | 1992 |
| All-Time Record..... | 2,711-1,641-17 (622) |
| All-Time SEC Record..... | 486-390-1 (555) |
| SEC Championships..... | 3 (2000, 2002, 2011) |
| SEC Conference Tournament Titles..... | 1 (2004) |
| SEC East Titles..... | 7 (1999, 2000, 2002, 2003, 2011, 2012, 2016) |
| National Championships..... | 2 (2010, 2011) |
| NCAA Appearances/Last..... | 33/2021 |
| NCAA Tournament Record..... | 137-71 |
| College World Series Appearances/Last..... | 11/2012 |
| College World Series Record..... | 32-20 |

FACILITY INFORMATION

| | |
|---------------------------|--|
| Stadium (Dimensions)..... | Founders Park (L-325, C-400, R-325, A-375) |
| Capacity .. | 6,400 permanent seats (8,242 standing-room only) |
| Press Box Phone..... | 803-777-6648 |

MEDIA INFORMATION

| | |
|---|--|
| Assistant A.D. /Media Relations..... | Steve Fink |
| Associate Media Rel. Dir./Baseball Contact..... | Kent Reichert |
| Media Relations Main Phone..... | 803-777-5204 |
| Media Relations Fax..... | 803-777-2967 |
| Reichert Office Phone..... | 803-777-5257 |
| Reichert Cell Phone..... | 734-548-0878 |
| Reichert E-mail..... | kenr2@mailbox.sc.edu |
| Official Athletics Web Site..... | www.GamecocksOnline.com |
| Official Baseball Twitter..... | @GamecockBaseball |
| Media Relations Address..... | University of South Carolina Athletics |
| | Rice Athletics Center |
| | 1304 Heyward Street |
| | Columbia, SC 29208 |

SOUTH CAROLINA-PENN HEAD-TO-HEAD

| Category | South Carolina | Penn (2022 Stats) |
|-------------------|----------------|-------------------|
| Games | 5 | 48 |
| Batting Average | .374 | .300 |
| At-Bats | 179 | 1685 |
| Runs | 80 | 362 |
| Hits | 67 | 506 |
| Doubles | 8 | 100 |
| Triples | 2 | 5 |
| Home Runs | 20 | 50 |
| Slugging Pct. | .777 | .455 |
| On-Base Pct. | .510 | .392 |
| Stolen Bases | 5-5 | 29-42 |
| ERA | 1.40 | 4.11 |
| Innings | 45.0 | 420.2 |
| Earned Runs | 7 | 192 |
| Strikeouts | 46 | 484 |
| Walks | 11 | 225 |
| Hits | 22 | 360 |
| Fielding Pct. | .983 | .968 |
| Overall Record | 5-0 | 33-15 |
| Conference Record | 0-0 SEC | 17-4 Ivy |
| Current Streak | W5 | L2 |
| Last 5 Games | 5-0 | 3-2 |
| Last 10 Games | 5-0 | 5-5 |

NCAA HOME RUN LEADERS

1. South Carolina 20
2. Wake Forest 16
3. Texas State 13
4. Old Dominion 12
- Troy 12
- Seven teams with 11

RUNS APLENY IN FIRST FIVE

The Gamecocks scored 80 runs in the first five games of the season, the most in school history after five games on the schedule. The 20 runs on Opening Day were the most scored in a season opener since the 2008 season, when Carolina put up 22 on East Carolina. The 37 runs in the first two games were the most since 2004 when Carolina put up 41 on Charleston Southern and the 49 runs are the most in the first three games since the 1980 season, when Carolina scored 59 runs in its first three contests. Carolina has scored in double figures in each of the first five games for the first time since 1987 and have done it in a five-game span for the first time since March 12-19, 1997.

ERA AMONG NATION'S BEST

Heading into this weekend's action, South Carolina is seventh in the country with a 1.40 ERA. James Hicks has thrown seven scoreless frames, including five in the midweek win over Queens. Jack Mahoney added 5.2 scoreless frames last Sunday against UMass Lowell. Opponents are hitting just .141 against the Gamecock arms with a .215 on-base percentage.

GAMECOCKS GETTING ON BASE

Not only do the Gamecocks lead the nation in home runs, Carolina has got on base 55 times via the free pass (36 walks, 19 hit by pitches). That leads to a .510 team on-base percentage. Carson Hornung leads Carolina with eight walks while Evan Stone has six walks and three hit by pitches. Talmadge LeCroy and Will McGillis have been hit four times apiece. In fact, Carolina has more walks (36) than strikeouts (33) after five games of play.

GAMECOCKS GETTING ON BASE

Freshmen Ethan Petry and Eli Jerzembeck play a big role in Carolina's 19-3 win over Winthrop on Feb. 21. Jerzembeck earned his first career start, striking out four and allowing four hits and a run in four innings of work. Petry belted two home runs and drove in four in a 3-for-4 night. Petry currently leads the team and is fifth in the SEC with a .615 average.

WIMMER OFF TO HOT START

Braylen Wimmer had a weekend to remember against UMass Lowell (Feb. 17-19), going 8-for-12 with six runs scored, a double, two home runs, eight RBI and a 1.250 slugging percentage. Wimmer had five hits on Opening Day, then had a grand slam in Saturday's win. Wimmer drove in the first run of Sunday's game with a single to center in the fifth inning.

MAHONEY MAKES RETURN TO THE MOUND

Junior Jack Mahoney struck out nine in 5.2 shutout innings of work to earn Sunday's win in his first outing since May of 2021. Mahoney retired the first six River Hawks and did not allow a walk to earn his fourth career win as a Gamecock. Mahoney was one of three Gamecocks to make his return on the mound after injury. Jackson Phipps struck out a pair in an inning of work while James Hicks struck out two in two innings.

HALL AND COMPANY SHUT DOWN RIVER HAWKS ON SATURDAY

The Gamecock pitching staff did not allow a hit after the first inning in Saturday's win. Noah Hall struck out four in 5.1 innings of work, allowing just two hits and a run. The relief corps of Trey Wheeler, Chris Veach, Jackson Phipps and Brett Thomas did not allow a hit, striking out five batters.

UMASS LOWELL NUGGETS

Braylen Wimmer's five hits on Friday are the most by a Gamecock since Gene Cone against Missouri on April 24, 2016 ... Carson Hornung's five RBI on Friday are the most since Andrew Eyster had six in a win over Alabama on April 30, 2022 ... The 20 runs scored on Friday are the most by a Gamecock team since June 5, 2016 in a 23-2 win over Rhode Island in an NCAA Regional ... Dylan Brewer stole home in Sunday's win. It's the first steal of home for Carolina since Carlos Cortes at Vanderbilt on April 27, 2018 ... Wimmer tied a career high with five RBI on Saturday, which included a grand slam.

GAMECOCKS RANKED IN D1BASEBALL PRESEASON POLL

The University of South Carolina baseball team is ranked No. 23 in the D1Baseball.com that was released on Feb. 20. Carolina is one of nine SEC teams in the poll as seven of the top 10 squads are from the league. LSU tops the D1Baseball.com poll, with Stanford, Tennessee, Ole Miss and Texas A&M rounding out the top five. Carolina also is ranked 28th in the NCBWA preseason poll and 47th in the Collegiate Baseball preseason poll.

CAROLINA PICKED FOURTH IN THE EAST BY SEC COACHES

South Carolina earned 51 points in the SEC Baseball Preseason poll and is fourth in the East. The poll was voted on by the league's 14 head coaches.

Four different schools received first place votes to win the SEC championship. LSU led the way with 11 votes, while Florida, Ole Miss and Texas A&M had one. LSU was predicted to win the SEC Western Division, followed by Texas A&M and Arkansas. Tennessee was the pick to win the Eastern Division, followed by Florida and Vanderbilt. Carolina was ahead of Georgia, Kentucky and Missouri in the East Division.

SANDERS NAMED TO GOLDEN SPIKES WATCH LIST

Junior righthanded pitcher Will Sanders has been named to the Golden Spikes Award Watch List, USA Baseball announced Feb. 10. Sanders is one of 55 players on the list, kicking off the process of identifying the nation's top amateur baseball player for the 2023 season.

Sanders, who was named Preseason All-America second team by three different organizations, was 7-3 with a 3.43 ERA and 91 strikeouts in 89.1 innings pitched as a sophomore in 2022. The righthander finished fifth in the SEC in innings pitched and 10th in both ERA and strikeouts. Sanders enters 2023 with 13 career wins, a 3.47 ERA and 145 career strikeouts.

GAMECOCK TRIO RETURNS TO SCHOOL AFTER DRAFT

Seniors Braylen Wimmer and Noah Hall and redshirt junior James Hicks all returned to Carolina after being picked in the 2022 MLB First-Year Player Draft. Hicks went first in the 16th round by the Baltimore Orioles. Wimmer was an 18th round pick by the Philadelphia Phillies and Hall was selected in the 20th round by the Milwaukee Brewers. There are five players on the team that have been drafted in their careers. Dylan Brewer was a 32nd round pick by the San Francisco Giants in 2019. Jonathan French was selected by the Cleveland Guardians in the 30th round in 2019.

LEE RETURNS TO THE GAMECOCK COACHING STAFF

University of South Carolina baseball coach Mark Kingston has announced the hiring of Monte Lee as associate head coach/recruiting coordinator for the program.

Lee, who has had 19 winning seasons in his 20 years as a full-time NCAA coach, most recently was the head coach at Clemson University for seven seasons (2016-22), garnering a 242-136 overall record and leading the Tigers to four NCAA Tournament berths.

Prior to his time at Clemson, Lee was the head coach of the College of Charleston from 2009-15, guiding the Cougars to a 276-145 overall record.

Lee is no stranger to Columbia, as he was an assistant coach with the Gamecocks under Ray Tanner from 2003-08. Lee helped the Gamecocks to the NCAA Regional all six years as an assistant, including College World Series appearances in 2003 and 2004 and Super Regional berths his four of his first five seasons. The 2004 team won 53 games, including the 2004 SEC Tournament, going a perfect 4-0 in Hoover. The Gamecocks won an SEC East Division championship in 2003, going 19-11 in league play. Lee also coached Justin Smoak, who set school re-

2 NCAA Championships, 3 SEC Championships, 7 SEC East Titles, 31 NCAA Appearances

PROBABLE GAMECOCK STARTERS

| Pos. | No., Player |
|------|--------------------------------|
| C | #5 Talmadge LeCroy (R/R, So.) |
| or | #19 Cole Messina (R/R, So.) |
| 1B | #52 Gavin Casas (L/R, Jr.) |
| or | #15 Carson Hornung (L/R, So.) |
| 2B | #6 Will McGillis (R/R, Gr.) |
| SS | #3 Braylen Wimmer (R/R, Sr.) |
| 3B | #7 Michael Braswell (R/R, So.) |
| or | #5 Talmadge LeCroy (R/R, So.) |
| or | #50 Kevin Madden (R/R, 5th) |
| LF | #11 Caleb Denny (L/R, Jr.) |
| or | #5 Talmadge LeCroy (R/R, So.) |
| CF | #9 Evan Stone (R/R, So.) |
| RF | #10 Dylan Brewer (L/L, Sr.) |
| or | #11 Caleb Denny (L/R, Jr.) |
| DH | TBA |

| Date | Probable Pitchers |
|------|-----------------------------|
| Fri. | #32 Will Sanders (R/L, Jr.) |
| Sat. | #33 Noah Hall (R/R, Sr.) |
| Sun. | #23 Jack Mahoney (R/R, Jr.) |

HOME RUN TRACKER

| Player | Date | Opponent | Pitcher | On Base | Inn | Outs |
|-------------|---------|--------------|------------|---------|-----|------|
| 1. McGillis | Feb. 17 | UMass Lowell | Keevan | 0 | 2 | 1 |
| 2. Messina | Feb. 17 | UMass Lowell | Keevan | 1 | 3 | 1 |
| 3. Hornung | Feb. 17 | UMass Lowell | Keevan | 2 | 4 | 1 |
| 4. Wimmer | Feb. 17 | UMass Lowell | Keevan | 0 | 4 | 1 |
| 5. McGillis | Feb. 17 | UMass Lowell | Rodgers | 0 | 5 | 0 |
| 6. Denny | Feb. 18 | UMass Lowell | Foley | 2 | 2 | 1 |
| 7. Wimmer | Feb. 18 | UMass Lowell | Duke | 3 | 4 | 2 |
| 8. Casas | Feb. 18 | UMass Lowell | Duke | 2 | 5 | 0 |
| 9. McGillis | Feb. 18 | UMass Lowell | Duke | 0 | 5 | 0 |
| 10. Messina | Feb. 19 | UMass Lowell | Draper | 2 | 5 | 2 |
| 11. Casas | Feb. 19 | UMass Lowell | Jette | 1 | 5 | 2 |
| 12. Casas | Feb. 19 | UMass Lowell | DiRito | 0 | 7 | 0 |
| 13. Petry | Feb. 19 | UMass Lowell | DiRito | 0 | 7 | 1 |
| 14. Madden | Feb. 19 | UMass Lowell | DiRito | 0 | 8 | 2 |
| 15. Wimmer | Feb. 21 | Winthrop | Whittle | 2 | 4 | 1 |
| 16. Petry | Feb. 21 | Winthrop | Kruglewicz | 1 | 5 | 1 |
| 17. Messina | Feb. 21 | Winthrop | Jones | 3 | 5 | 2 |
| 18. Petry | Feb. 21 | Winthrop | Jones | 1 | 6 | 0 |
| 19. Denny | Feb. 21 | Winthrop | Mims | 2 | 6 | 1 |
| 20. Casas | Feb. 22 | Queens | Pile | 1 | 3 | 0 |

*Walkoff

cords for home runs (62), RBI (207), walks (151) and total bases (485).

NEWCOMERS EARN TOP-20 RANKINGS

The Gamecocks' incoming transfer class was ranked as the ninth-best in the country by Baseball America and the 16th-best by D1Baseball.com. The latter also ranked fifth-year Will McGillis as the 36th best transfer in the nation while also ranking junior Gavin Casas, junior Caleb Denny, junior Jacob Compton and fifth-year Nick Proctor. The Gamecocks' full recruiting class was ranked in the top-25 by three different organizations, coming in as high as No. 18 in the country by D1Baseball.com. Eli Jerzembeck, Ethan Petry and Will Tippett were named Top Freshman in the nation by Perfect Game.

STOUT SCHEDULE FOR THE GAMECOCKS

Carolina will play six teams in the top 12 of D1Baseball.com's preseason poll, as well as eight teams that were in last year's NCAA Tournament. The Gamecocks have three contests against No. 1 LSU, No. 3 Tennessee, No. 7 Florida, No.9 Arkansas and No. 10 Vanderbilt and have a single game in Charlotte against No.12 North Carolina. That does not include the three-game series with 2022 College World Series team Auburn and the annual three-game series against Clemson.

WIMMER BACK FOR YEAR FOUR

Senior Braylen Wimmer returns to the lineup and is the projected starter at shortstop. The Yukon, Okla., native is the Gamecocks' top returning hitter as he batted .312 with 13 doubles, seven home runs, 35 RBI and 13 stolen bases in 2022. In his Carolina career, Wimmer has 144 hits, 29 doubles, 21 home runs and 83 RBI.

AUSTIN BACK IN THE STOPPER ROLE

Redshirt sophomore Cade Austin is back after a Freshman All-America season with the Gamecocks in 2022. The Chapin native was 5-2 with a 3.17 ERA and a pair of saves in 27 appearances. Austin struck out 55 batters in 54 innings pitched and picked up big wins against Ole Miss, Alabama and Florida. Austin was named to the Stopper of the Year Watch list on Feb. 16.

UP NEXT

The Gamecocks conclude their homestand on Tuesday, Feb. 28, hosting North Carolina A&T at Founders Park. The first pitch is scheduled for 4 p.m. and the game will be streamed on SEC Network Plus.

SOUTH CAROLINA TEAM SUPERLATIVES 2023 SEASON

BATTING

At bats: 38, vs UMass Lowell (Feb 18, 2023)
 38, vs Winthrop (Feb 21, 2023)
 Runs scored: 20, vs UMass Lowell (Feb 17, 2023)
 Hits: 16, vs UMass Lowell (Feb 17, 2023)
 RBIs: 19, vs UMass Lowell (Feb 17, 2023)
 19, vs Winthrop (Feb 21, 2023)
 Doubles: 4, vs Queens (Feb 22, 2023)
 Triples: 1, vs UMass Lowell (Feb 17, 2023)
 1, vs Winthrop (Feb 21, 2023)
 Home runs: 5, vs UMass Lowell (Feb 17, 2023)
 5, vs UMass Lowell (Feb 19, 2023)
 5, vs Winthrop (Feb 21, 2023)
 Total bases: 33, vs UMass Lowell (Feb 17, 2023)
 Walks: 11, vs Winthrop (Feb 21, 2023)
 Strikeouts: 9, vs UMass Lowell (Feb 18, 2023)
 9, vs Winthrop (Feb 21, 2023)
 Sac hits: 1, vs UMass Lowell (Feb 19, 2023)
 Sac flies: 3, vs UMass Lowell (Feb 17, 2023)
 Stolen bases: 2, vs UMass Lowell (Feb 19, 2023)
 Hit by pitch: 5, vs UMass Lowell (Feb 17, 2023)
 5, vs Queens (Feb 22, 2023)
 Runners LOB: 11, vs Queens (Feb 22, 2023)
 Hit into DP: 1, vs UMass Lowell (Feb 17, 2023)
 1, vs UMass Lowell (Feb 19, 2023)

FIELDING

Putouts: 27, (5 games)
 Assists: 10, vs Winthrop (Feb 21, 2023)
 Errors: 2, vs Winthrop (Feb 21, 2023)
 DPs turned: 1, vs Queens (Feb 22, 2023)

PITCHING

Innings pitched: 9.0, (5 games)
 Runs allowed: 3, vs UMass Lowell (Feb 17, 2023)
 3, vs Winthrop (Feb 21, 2023)
 Earned runs: 3, vs UMass Lowell (Feb 17, 2023)
 Walks allowed: 6, vs Queens (Feb 22, 2023)
 Strikeouts: 12, vs UMass Lowell (Feb 19, 2023)
 Hits allowed: 8, vs Winthrop (Feb 21, 2023)
 Doubles allowed: 3, vs Winthrop (Feb 21, 2023)
 Wild pitches: 2, vs Queens (Feb 22, 2023)
 Hit batters: 2, vs UMass Lowell (Feb 17, 2023)
 2, vs UMass Lowell (Feb 18, 2023)

SOUTH CAROLINA INDIVIDUAL SUPERLATIVES 2023 SEASON

BATTING

At bats: 5, (5 games)
 Runs scored: 3, (8 games)
 Hits: 5, Braylen Wimmer vs UMass Lowell (Feb 17, 2023)
 RBIs: 5, Carson Hornung vs UMass Lowell (Feb 17, 2023)
 5, Braylen Wimmer vs UMass Lowell (Feb 18, 2023)
 5, Caleb Denny vs Queens (Feb 22, 2023)
 Doubles: 2, Caleb Denny vs Queens (Feb 22, 2023)
 Triples: 1, Talmadge LeCroy vs UMass Lowell (Feb 17, 2023)
 1, Cole Messina vs Winthrop (Feb 21, 2023)
 Home runs: 2, Will McGillis vs UMass Lowell (Feb 17, 2023)
 2, Gavin Casas vs UMass Lowell (Feb 19, 2023)
 2, Ethan Petry vs Winthrop (Feb 21, 2023)
 Total bases: 9, Ethan Petry vs Winthrop (Feb 21, 2023)
 Walks: 3, Evan Stone vs UMass Lowell (Feb 17, 2023)
 Strikeouts: 3, Dylan Brewer vs UMass Lowell (Feb 18, 2023)
 Sac hits: 1, Braylen Wimmer vs UMass Lowell (Feb 19, 2023)
 Sac flies: 1, (5 games)
 Stolen bases: 1, (5 games)
 Hit by pitch: 2, Talmadge LeCroy vs Winthrop (Feb 21, 2023)
 2, Will McGillis vs Queens (Feb 22, 2023)
 Runners LOB: 4, Dylan Brewer vs UMass Lowell (Feb 18, 2023)

FIELDING (TEAM GAME HIGHS)

Putouts: 12, Cole Messina vs UMass Lowell (Feb 19, 2023)
 12, Cole Messina vs Winthrop (Feb 21, 2023)
 Assists: 3, Will McGillis vs UMass Lowell (Feb 17, 2023)
 3, Michael Braswell vs Winthrop (Feb 21, 2023)
 3, Will McGillis vs Queens (Feb 22, 2023)
 Errors: 1, Kevin Madden vs UMass Lowell (Feb 19, 2023)
 1, Caleb Denny vs Winthrop (Feb 21, 2023)
 1, Eli Jones vs Winthrop (Feb 21, 2023)


PITCHING (TEAM GAME HIGHS)

Innings pitched: 5.2, Jack Mahoney vs UMass Lowell (Feb 19, 2023)
 Runs allowed: 2, Will Sanders vs UMass Lowell (Feb 17, 2023)
 2, Eli Jones vs Winthrop (Feb 21, 2023)
 Earned runs: 2, Will Sanders vs UMass Lowell (Feb 17, 2023)
 Walks allowed: 2, Dylan Eskew vs Queens (Feb 22, 2023)
 2, James Hicks vs Queens (Feb 22, 2023)
 Strikeouts: 9, Jack Mahoney vs UMass Lowell (Feb 19, 2023)
 Hits allowed: 5, Jack Mahoney vs UMass Lowell (Feb 19, 2023)
 Doubles allowed: 2, Eli Jerzembeck vs Winthrop (Feb 21, 2023)
 Wild pitches: 2, Dylan Eskew vs Queens (Feb 22, 2023)
 Hit batters: 2, Will Sanders vs UMass Lowell (Feb 17, 2023)
 2, Noah Hall vs UMass Lowell (Feb 18, 2023)

Bold italic denotes school record

GAMECOCK HITTER NOTES

#3 BRAYLEN WIMMER | INF | R/R | SR | YUKON, OKLA.

Hit Streak: 10  '22 Last Series: 8-12, 6 R, 2 HR, 8 RBI vs. UML
 On-Base Streak: 10 Last HR: Feb. 19, 2023 vs. Winthrop
 Overall: .526/.591/1.053, 11 R, 1 2B, 3 HR, 12 RBI, 3 BB
 2023: No. 13 Top Senior by Perfect Game ... D1Baseball Player to Watch in the SEC ...

#5 TALMADGE LECROY | C/INF | R/R | SO | BELTON, S.C.

Hit Streak: 0 Last Series: 6-10, 5 R, 1 3B, 3 RBI vs. UML
 On-Base Streak: 6 Last HR:
 Overall: .467/.652/.600, 6 R, 1 3B, 3 RBI, 4 BB, 4 HBP
 2023:

#6 WILL MCGILLIS | INF | R/R | GR | SAN DIEGO, CALIF.

Hit Streak: 0 Last Series: 4-11, 3 R, 3 HR, 5 RBI vs. UML
 On-Base Streak: 6 Last HR: Feb. 18, 2023 vs. UMass Lowell
 Overall: .267/.476/.867, 7 R, 3 HR, 6 RBI, 2 BB, 4 HBP
 2023: No. 36 overall transfer by D1Baseball.com .. No. 19 transfer in the SEC by D1Baseball.com's SEC Extra ...


#7 MICHAEL BRASWELL | INF | R/R | SO | MABELTON, GA.

Hit Streak: 0 Last Series: 1-2, 1 BB vs. UML
 On-Base Streak: 0 Last HR: April 28, 2022, vs. Alabama
 Overall: .250/.333/.250, 1 RBI, 1 BB
 2023:

#9 EVAN STONE | OF | R/R | SO | IRMO, S.C.

Hit Streak: 0 Last Series: 1-7, 7 R, 4 BB vs. UML
 On-Base Streak: 5 Last HR:
 Overall: .250/.571/.250, 11 R, 6 BB, 3 HBP
 2023:

#10 DYLAN BREWER | OF | L/L | SR | LATTA, S.C.

Hit Streak: 0  '19 Last Series: 0-8, 4 R, 1 RBI, 1 B vs. UML
 On-Base Streak: 0 Last HR: March 22, 2022, vs. Coastal Carolina
 Overall: .000/.250/.000, 5 R, 1 RBI, 2 BB
 2023:

#11 CALEB DENNY | OF | L/R | JR | OWASSO, OKLA.

Hit Streak: 6 Last Series: 6-12, 5 R, 1 2B, 1 HR, 6 RBI vs. UML
 On-Base Streak: 33 Last HR: Feb. 21, 2023 vs. Winthrop
 Overall: .450/.538/.900, 8 R, 3 2B, 2 HR, 14 RBI, 3 BB, 3 SB
 2023: No. 63 overall transfer by D1Baseball.com ... No. 29 transfer in the SEC by D1Baseball.com's SEC Extra ...

#12 JACOB COMPTON | 1B/OF | L/L | JR | OLIVE BRANCH, MISS.

Hit Streak: 3 Last Series:
 On-Base Streak: 10 Last HR: May 27, 2022 vs. UCF
 Overall: .291/.365/.540, 18 2B, 11 HR, 55 RBI in 2022 (*Memphis*)
 2023: No. 64 overall transfer by D1Baseball.com ... No. 30 transfer in the SEC by D1Baseball.com's SEC Extra ...

#13 WILL TIPPETT | INF | B/R | FR | STONE MOUNTAIN, GA.

Hit Streak: 0 Last Series: 1-2, 1 BB vs. UML
 On-Base Streak: 1 Last HR:
 Overall: .250/.500/.250, 2 BB
 2023: Named a Top Freshman in the country by Perfect Game ...

#15 CARSON HORNING | OF | L/R | SO | OVERLAND PARK, KAN.

Hit Streak: 1 Last Series: 3-7, 6 R, 1 HR, 5 RBI vs. UML
 On-Base Streak: 5 Last HR: Feb. 17, 2023 vs. UMass Lowell
 Overall: .286/.565/.643, 8 R, 2 2B, 1 HR, 5 RBI, 8 BB
 2023:


#19 COLE MESSINA | C | R/R | SO | SUMMERVILLE, S.C.

Hit Streak: 5 Last Series 4-10, 5 R, 2 HR, 7 RBI vs UML
 On-Base Streak: 5 Last HR: Feb. 21, 2023 vs. Winthrop
 Overall: .421/.520/1.000, 8 R, 1 3B, 3 HR, 13 RBI, 2 BB, 3 HBP
 2023:

#20 ETHAN PETRY | INF | R/R | FR | LAND O'LAKES, FLA.

Hit Streak: 5 Last Series: 3-6, 1 R, 1 HR, 1 RBI vs. UML
 On-Base Streak: 5 Last HR: Feb. 21, 2023 vs. Winthrop
 Overall: .615/.625/1.308, 5 R, 3 HR, 6 RBI, 1 BB
 2023: Named a Top Freshman in the country by Perfect Game ...

#26 JONATHAN FRENCH | C | R/R | SR | LILBURN, GA.

Hit Streak: 1  '19 Last Series: 0-3 vs. UML
 On-Base Streak: 1 Last HR: May 13, 2022, at Virginia
 Overall: .400/.400/.600, 1 R, 1 2B, 1 RBI
 2023:

#31 DAVID CROMER | OF | R/R | R-SO | LEXINGTON, S.C.

Hit Streak: 1 Last Series: 0-1 vs. UML
 On-Base Streak: 1 Last HR:
 Overall: .500/.500/.500, 1 RBI
 2023:

#37 CHRIS VEACH | INF | R/R | R-SO | CHAPIN, S.C.

Hit Streak: 1 Last Series 1-2, 2R vs. UML
 On-Base Streak: 1 Last HR: March 26, 2022 at Campbell
 Overall: .500/.500/.500, 2 R
 2023:

#38 ZANDER BUCHAN | C | B/R | FR | COLUMBIA, S.C.

Hit Streak: Last Series:
 On-Base Streak: Last HR:
 Overall:
 2023:

#50 KEVIN MADDEN | INF | R/R | SR | GLENWOOD, MD.

Hit Streak: 0 Last Series: 1-3, 1 R, 1 HR, 1 RBI vs. UML
 On-Base Streak: 0 Last HR: Feb. 19, 2023 vs. UMass Lowell
 Overall: .200/.200/.800, 1 R, 1 HR, 1 RBI
 2023:

#52 GAVIN CASAS | 1B | L/R | JR | PEMBROKE PINES, FLA.

Hit Streak: 1 Last Series: 3-11, 4 R, 3 HR, 7 RBI, 1 BB vs. UML
 On-Base Streak: 4 Last HR: Feb. 22 vs. Queens
 Overall: .316/.364/1.000, 7 R, 1 2B, 4 HR, 9 RBI, 2 BB
 2023: No. 57 overall transfer by D1Baseball.com ... No. 26 transfer in the SEC by D1Baseball.com's SEC Extra ...

GAMECOCK BULLPEN NOTES

#4 JACKSON PHIPPS | LHP | R-SO | DALLAS, GA.

Runners Scored/Inherited: 0/0 Last App.: 1.0 IP, 0 H, 0 R, 0 BB, 2 K vs. UML (2/18/23)
 1st Batter Retired/Faced: 1/1 Longest App.: 2.0 IP vs. Gardner-Webb (3/30/21)
 Overall Stats: 0-0, 0.00 ERA, 1.0 IP, 0 H, 0 R, 0 BB, 2 K
 2023:

#14 ELI JONES | RHP | SO | PEACHTREE CITY, GA.

Runners Scored/Inherited: 0/0 Last App.: 2.2 IP, 4 H, 2 R, 1 ER, 1 BB, 4 K vs. Win. (2/21/23)
 1st Batter Retired/Faced: 1/1 Longest App.: 3.2 IP vs. NC A&T (5/4/21)
 Overall Stats: 1-0, 3.38 ERA, 2.2 IP, 4 H, 2 R, 1 ER, 1 BB, 4 K
 2023:

#16 DYLAN ESKEW | RHP | SO | TAMPA, FLA.

Runners Scored/Inherited: 0/0 Last App.: 1.0 IP, 0 H, 0 R, 2 BB, 0 K vs. Queens (2/22/23)
 1st Batter Retired/Faced: 1/2 Longest App.: 1.0 IP, 2x, last vs. Queens (2/22/23)
 Overall Stats: 0-0, 4.50 ERA, 2.0 IP, 1 H, 1 R, 3 BB, 0 K
 2023:

#18 ELI JERZEMBECK | RHP | FR | CHARLOTTE, N.C.

Runners Scored/Inherited: 0/0 Last App.: 4.0 IP, 4 H, 1 R, 0 BB, 4 K vs. Win. (2/21/23)
 1st Batter Retired/Faced: 1/1 Longest App.: 4.0 IP vs. Winthrop (2/21/23)
 Overall Stats:
 2023:

#25 SAM SIMPSON | RHP | R-FR | CARROLLTON, GA.

Runners Scored/Inherited: Last App.:
 1st Batter Retired/Faced: Longest App.:
 Overall Stats:
 2023:

#28 AUSTIN WILLIAMSON | RHP | FR | SHERRILLS FORD, N.C.

Runners Scored/Inherited: 0/0 Last App.: 1.0 IP, 0 H, 0 R, 1 BB, 1 K vs. Queens (2/22/23)
 1st Batter Retired/Faced: 2/2 Longest App.: 2.0 IP vs. UML (2/17/23)
 Overall Stats: 0-0, 0.00 ERA, 3.0 IP, 0 H, 0 R, 1 BB, 4 K
 2023:

#29 MATTHEW BECKER | LHP | SO | CHAPIN, S.C.

Runners Scored/Inherited: 0/0 Last App.: 2.0 IP, 0 H, 0 R, 1 BB, 2 K vs. Queens (2/22/23)
 1st Batter Retired/Faced: 1/1 Longest App.: 6.0 IP vs. Texas (3/13/22)
 Overall Stats: 0-0, 0.00 ERA, 2.0 IP, 0 H, 0 R, 1 BB, 2 K
 2023: D1Baseball.com Pitcher to Watch in the SEC ...

#30 BRETT THOMAS | RHP | SR | ATLANTA, GA.

Runners Scored/Inherited: 0/0 Last App.: 1.0 IP, 0 H, 0 R, 0 BB, 1 K vs. UML (2/18/23)
 1st Batter Retired/Faced: 1/1 Longest App.: 4.0 2x, last vs. Kentucky (5/13/22)
 Overall Stats: 0-0, 0.00 ERA, 1.0 IP, 0 H, 0 R, 0 BB, 1 K
 2023:

#34 JAMES HICKS | RHP | R-JR | CONWAY, ARK.

Runners Scored/Inherited: 0/0 Last App.: 5.0 IP, 2 H, 0 R, 2 BB, 5 K vs. Queens (2/22/23)
 1st Batter Retired/Faced: 2/2 Longest App.: 5.0 IP vs. Queens (2/22/23)
 Overall Stats: 2-0, 0.00 ERA, 7.0 IP, 2 H, 0 R, 2 BB, 7 K
 2023:

#36 CADE AUSTIN | RHP | R-SO | CHAPIN, S.C.

Runners Scored/Inherited: 0/2 Last App.: 1.1 IP, 0 H, 0 R, 0 BB, 2 K vs. UML (2/19/23)
 1st Batter Retired/Faced: 1/1 Longest App.: 4.0 IP vs. Winthrop (2/22/22)
 Overall Stats: 0-0, 0.00 ERA, 1.1 IP, 0 H, 0 R, 0 BB, 2 K
 2023: NCBWA Stopper of the Year Watch List ...

#37 CHRIS VEACH | RHP | R-SO | CHAPIN, S.C.

Runners Scored/Inherited: 0/0 Last App.: 1.0 IP, 0 H, 0 R, 0 BB, 2 K vs. UML (2/18/23)
 1st Batter Retired/Faced: 1/1 Longest App.: 4.0 IP at Auburn (2/21/21)
 Overall Stats: 0-0, 0.00 ERA, 1.0 IP, 0 H, 0 R, 0 BB, 2 K
 2023:

#40 WESLEY SWEATT | RHP | R-SR | LEXINGTON, S.C.

Runners Scored/Inherited: 0/0 Last App.: 1.0 IP, 1 H, 1 R, 1 BB, 0 K vs. UML (2/17/23)
 1st Batter Retired/Faced: 1/1 Longest App.: 5.0 IP vs. Georgia (3/15/19)
 Overall Stats: 0-0, 9.00 ERA, 1.0 IP, 1 H, 1 R, 1 BB, 0 K
 2023:

#41 ZACH ZEDALIS | RHP | JR | CHARLOTTE, N.C.

Runners Scored/Inherited: 0/0 Last App.: 1.0 IP, 0 H, 0 R, 0 BB, 1 K vs. Win. (2/21/23)
 1st Batter Retired/Faced: 1/1 Longest App.: 1.1 IP 3x, last vs. High Point (2/25/20)
 Overall Stats: 0-0, 0.00 ERA, 1.0 IP, 0 H, 0 R, 0 BB, 1 K
 2023:

#44 TREY WHEELER | LHP | FR | INDIALANTIC, FLA.

Runners Scored/Inherited: 0/2 Last App.: 0.2 IP, 0 H, 0 R, 0 BB, 0 K vs. UML (2/18/23)
 1st Batter Retired/Faced: 1/1 Longest App.: 0.2 IP, 0 H, 0 R, 0 BB, 0 K vs. UML (2/18/23)
 Overall Stats: 0-0, 0.00 ERA, 0.2 IP, 0 H, 0 R, 0 BB, 0 K
 2023:

#45 NICK PROCTOR | RHP | R-SR | PLEASANTON, CALIF.

Runners Scored/Inherited: 0/2 Last App.: 1.1 IP, 0 H, 0 R, 0 BB, 0 K vs. Win. (2/21/23)
 1st Batter Retired/Faced: 2/2 Longest App.: 4.1 IP vs. Pacific (2/19/21)
 Overall Stats: 0-0, 0.00 ERA, 2.1 IP, 0 H, 0 R, 0 BB, 1 K
 2023: No. 97 overall transfer by D1Baseball.com

FRIDAY'S STARTING PITCHER



#32 WILL SANDERS
JR. - 6-6 - 215 - ATLANTA, GA.
WOODWARD ACADEMY

SANDERS' CAREER NOTES

AWARDS: Golden Spikes Award Watch List (2023) ... Perfect Game Pre-season All-America second team (2023) ... Baseball America Preseason All-America second team (2023) ... D1Baseball.com Preseason All-America second team (2023) ... Preseason All-SEC second team (2022) ... SEC All-Freshman team (2021) ... Perfect Game Freshman All-America first team (2021) ... Collegiate Baseball Freshman All-American (2021) ... No. 7 Top College Prospect for the 2023 Draft by D1Baseball.com (Dec. 3, 2021) ... No. 7 Top College Prospect for the 2023 Draft by Baseball America ... SEC Freshman of the Week (March 1, 2021) ... SEC Co-Freshman of the Week (April 5, 2021) ... SEC First Year Academic Honor Roll (2021).

2023: Made the start on Opening Day, striking out three in four innings against UMass Lowell (Feb. 17) ...

2022: Started 15 games on the mound for the Gamecocks ... Was 7-3 with a 3.43 ERA and 91 strikeouts in 89.1 innings pitched ... Had 53 strikeouts in 57.1 innings in SEC games ... Finished fifth in the league in innings pitched and 10th in both ERA and strikeouts ... Struck out a career high 14 batters in seven innings against Clemson (March 4) ... Won the Tom Price Award as the Most Valuable Player for the Gamecocks in the Clemson series ... Had 11 strikeouts in seven innings pitched in a win over Vanderbilt (March 25) ... Made the start on Opening Day, allowing one run and three hits in five innings in a win over UNC Greensboro (Feb. 18) ... Earned the win over Georgia (April 9), striking out nine in 6.1 innings ... Pitched seven innings vs. Florida in the SEC Tournament (May 24), striking out 10 and allowing four hits and an unearned run ... Pitched at least seven innings in seven of the 15 starts ... Picked up the win over Alabama (April 30), striking out eight in seven innings ... In the win over No. 1 Texas (March 13), struck out six and allowed just two runs on four hits.

2021: Made 22 appearances with 10 starts for the Gamecocks his freshman season ... Went 6-3 with a 3.54 ERA, a save and 54 strikeouts in 53.1 innings pitched ... Was part of a combined three shutouts on the season ... Went eight innings, allowing just one run with four strikeouts and no walks in a win over Georgia (April 4) ... Earned wins in back-to-back games against Clemson (Feb. 27-28), combining to pitch 1.2 innings of hitless relief ... Earned the win at LSU (April 17), striking out four in six scoreless innings ... Had a season high 10 strikeouts, allowing just one hit in five innings in a win over The Citadel (March 23) ... Struck out six in four innings in a win against Florida (March 28) ... Had three strikeouts in 1.1 innings of relief in the NCAA Regional game against Old Dominion (June 5) ... Had six punchouts in four innings against Missouri (April 11) ... Was selected to play for the USA Baseball Collegiate National Team in the summer.

HIGH SCHOOL: Attended Woodward Academy in Atlanta, Ga., where he helped the War Eagles to a quarterfinal berth in the 4A state playoffs in 2019 ... Under Armour All-American (2019) ... Georgia Dugout Preview Magazine 4A All-State first team (2019) ... Perfect Game Preseason All-Southeast Region first team (2020) ... Perfect Game Preseason Underclass All-America first team (2019) ... Perfect Game Preseason Underclass All-America honorable mention (2018) ... Played in the Perfect Game All-American Classic and the Under Armour All-American Game in 2019 ... Was the No. 2 ranked right-handed pitcher and No. 3 overall player in the state of Georgia in the class of 2020 by Perfect Game ... Also ranked No. 58

SANDERS' GAME-BY-GAME

2021 SEASON

| Date | Opponent | GS | IP | H | R | ER | BB | SO | W-L | S |
|---------|-------------|----|-----|---|---|----|----|----|-----|---|
| 2-20-21 | Dayton | | 1.0 | 0 | 0 | 0 | 0 | 0 | 0-0 | 0 |
| 2-23-21 | Winthrop | * | 2.2 | 2 | 0 | 0 | 0 | 6 | 0-0 | 0 |
| 2-27-21 | Clemson | | 1.0 | 0 | 0 | 0 | 0 | 0 | 1-0 | 0 |
| 2-28-21 | Clemson | | 0.2 | 0 | 0 | 0 | 0 | 0 | 2-0 | 0 |
| 3-6-21 | Mercer | | 2.0 | 1 | 0 | 0 | 0 | 3 | 2-0 | 0 |
| 3-10-21 | The Citadel | | 1.1 | 2 | 0 | 0 | 0 | 0 | 2-0 | 0 |
| 3-12-21 | Texas | | 0.0 | 2 | 3 | 3 | 1 | 0 | 2-1 | 0 |
| 3-14-21 | Texas | | 1.0 | 2 | 0 | 0 | 0 | 0 | 2-1 | 0 |
| 3-17-21 | Davidson | * | 1.0 | 0 | 0 | 0 | 1 | 1 | 2-1 | 0 |
| 3-20-21 | Vanderbilt | | 0.2 | 2 | 0 | 0 | 1 | 0 | 2-1 | 0 |
| 3-23-21 | The Citadel | * | 5.0 | 1 | 1 | 1 | 1 | 10 | 3-1 | 0 |
| 3-28-21 | Florida | * | 4.0 | 2 | 3 | 2 | 1 | 6 | 4-1 | 0 |
| 4-4-21 | Georgia | * | 8.0 | 8 | 1 | 1 | 0 | 4 | 5-1 | 0 |
| 4-11-21 | Missouri | * | 4.0 | 4 | 2 | 2 | 0 | 6 | 5-1 | 0 |
| 4-17-21 | LSU | * | 6.0 | 5 | 0 | 0 | 1 | 4 | 6-1 | 0 |
| 4-23-21 | Arkansas | * | 5.0 | 6 | 4 | 4 | 1 | 3 | 6-2 | 0 |
| 5-1-21 | Ole Miss | * | 2.0 | 5 | 4 | 4 | 1 | 2 | 6-2 | 0 |
| 5-8-21 | Miss. State | * | 2.1 | 6 | 5 | 4 | 1 | 3 | 6-3 | 0 |
| 5-16-21 | Kentucky | | 1.0 | 0 | 0 | 0 | 0 | 0 | 6-3 | 0 |
| 5-18-21 | App State | | 1.0 | 0 | 0 | 0 | 0 | 1 | 6-3 | 1 |
| 5-22-21 | Tennessee | | 2.1 | 1 | 0 | 0 | 2 | 2 | 6-3 | 1 |
| 6-5-21 | ODU | | 1.1 | 0 | 0 | 0 | 0 | 3 | 6-3 | 1 |

2022 SEASON

| Date | Opponent | GS | IP | H | R | ER | BB | SO | W-L | S |
|---------|---------------|----|-----|---|---|----|----|----|-----|---|
| 2-18-22 | UNCG | * | 5.0 | 3 | 1 | 1 | 0 | 3 | 1-0 | 0 |
| 2-25-22 | G. Washington | * | 7.0 | 6 | 3 | 3 | 0 | 5 | 2-0 | 0 |
| 3-4-22 | Clemson | * | 7.0 | 6 | 1 | 1 | 5 | 14 | 2-0 | 0 |
| 3-13-22 | Texas | * | 6.0 | 4 | 2 | 2 | 3 | 6 | 3-0 | 0 |
| 3-19-22 | Tennessee | * | 4.2 | 9 | 5 | 5 | 3 | 4 | 3-1 | 0 |
| 3-25-22 | Vanderbilt | * | 7.0 | 6 | 2 | 2 | 2 | 11 | 4-1 | 0 |
| 4-2-22 | Missouri | * | 7.0 | 7 | 2 | 2 | 0 | 4 | 4-1 | 0 |
| 4-9-22 | Georgia | * | 6.1 | 5 | 4 | 3 | 3 | 9 | 5-1 | 0 |
| 4-16-22 | Ole Miss | * | 6.1 | 7 | 4 | 3 | 1 | 4 | 5-1 | 0 |
| 4-24-22 | Auburn | * | 5.0 | 7 | 2 | 2 | 3 | 3 | 5-2 | 0 |
| 4-30-22 | Alabama | * | 7.0 | 7 | 5 | 5 | 2 | 8 | 6-2 | 0 |
| 5-8-22 | Texas A&M | * | 6.0 | 6 | 4 | 3 | 3 | 3 | 7-2 | 0 |
| 5-15-22 | Kentucky | * | 7.0 | 7 | 4 | 2 | 1 | 4 | 7-3 | 0 |
| 5-21-22 | Florida | * | 1.0 | 0 | 0 | 0 | 2 | 3 | 7-3 | 0 |
| 5-24-22 | Florida | * | 7.0 | 4 | 1 | 0 | 3 | 10 | 7-3 | 0 |

2023 SEASON

| Date | Opponent | GS | IP | H | R | ER | BB | SO | W-L | S |
|---------|--------------|----|-----|---|---|----|----|----|-----|---|
| 2-17-23 | UMass Lowell | * | 4.0 | 3 | 2 | 2 | 1 | 3 | 0-0 | 0 |

player in the country and the No. 18 RHP in the 2020 class by Perfect Game ... No. 200 on Baseball America's Top 500 Players for the 2020 MLB Draft ... Played summer baseball for the East Cobb Astros

PERSONAL: Born on March 30, 2002 ... Son of Rich and Rebekah Sanders ... Major is criminology and criminal justice

Season High Career High

4.0 vs. UMass Lowell (2/17/23) Innings 8.0, at Georgia (4/4/21)
 3 vs. UMass Lowell (2/17/23) Hits 9 at Tennessee (3/19/22)
 2 vs. UMass Lowell (2/17/23) Runs 5, 3x, last vs. Alabama (4/30/22)
 2 vs. UMass Lowell (2/17/23) Earned Runs 5, 2x, last vs. Alabama (4/30/22)
 1 vs UMass Lowell (2/17/23) Walks 5 vs. Clemson (3/4/22)
 3 vs. UMass Lowell (2/17/23) Strikeouts 14 vs. Clemson (3/4/22)

SANDERS' CAREER STATISTICS

| Year | ERA | W-L | G | GS | CG | SHO | SV | IP | H | R | ER | BB | SO | 2B | 3B | HR | BF | AVG | WP | HBP | BK | SFA | SHA |
|---------------|-------------|-------------|-----------|-----------|----------|------------|----------|--------------|------------|-----------|-----------|-----------|------------|-----------|----------|-----------|------------|-------------|----------|-----------|----------|----------|----------|
| 2021 | 3.54 | 6-3 | 22 | 10 | 0 | 0/3 | 1 | 53.1 | 49 | 23 | 21 | 11 | 54 | 7 | 3 | 9 | 217 | .243 | 5 | 4 | 0 | 0 | 0 |
| 2022 | 3.43 | 7-3 | 15 | 15 | 0 | 0/0 | 0 | 89.1 | 84 | 40 | 34 | 31 | 91 | 13 | 3 | 14 | 380 | .249 | 3 | 7 | 2 | 3 | 2 |
| 2023 | 4.50 | 0-0 | 1 | 1 | 0 | 0/0 | 0 | 4.0 | 3 | 2 | 2 | 1 | 3 | 1 | 0 | 0 | 18 | .200 | 0 | 2 | 0 | 0 | 0 |
| Career | 3.50 | 13-6 | 38 | 26 | 0 | 0/3 | 1 | 146.2 | 136 | 65 | 57 | 43 | 148 | 21 | 6 | 23 | 615 | .245 | 8 | 13 | 2 | 3 | 2 |

2 NCAA Championships, 3 SEC Championships, 7 SEC East Titles, 31 NCAA Appearances

SATURDAY'S STARTING PITCHER



#33 NOAH HALL 
SR. - 6-0 - 190 - CHARLOTTE, N.C. '22
APPALACHIAN STATE/PROVIDENCE HS

HALL'S CAREER NOTES

AWARDS: SEC Co-Pitcher of the Week (May 2, 2022) ... SEC Co-Pitcher of the Week (May 16, 2022)

2023: Earned the win over UMass Lowell (Feb. 18), striking out four in 5.1 innings pitched ...

2022: Selected in the 20th round of the 2022 MLB First-Year Player Draft by Milwaukee ... Made 15 appearances with 12 starts on the mound for the Gamecocks ... Had three wins to go along with 78 strikeouts in 76.2 innings pitched ... Had a 3.18 ERA and 60 strikeouts with a .224 opponent's batting average in SEC games ... Allowed just two hits and no runs with eight strikeouts in eight innings in a win over Kentucky (May 14) ... Struck out a season high 10 batters in seven innings in a start vs. Georgia (April 8) ... Did not allow a run with eight strikeouts and three hits against Alabama (April 29) ... Picked up a win against Ole Miss (April 15), allowing two hits with five strikeouts and no walks in 7.2 innings ... Earned his first win of the season at Missouri (April 1), allowing three hits and a run in seven innings ... Struck out five in 5.2 innings at Tennessee (March 18) ... Went six innings against Vanderbilt (March 24), striking out six and allowing three earned runs in six innings

PRIOR TO CAROLINA: Played two seasons at Appalachian State University in Boone, N.C. (2020-21) ... Went 5-1 with three saves and a 3.99 ERA in 18 appearances in 49.2 innings pitched in 2021 ... Earned wins in his first two appearances on the year, at Winthrop (Feb. 20, 2021) and at East Tennessee State (Feb. 23, 2021) ... Pitched a season-high six innings at Georgia Southern (March 28, 2021), striking out four in earning the win ... Struck out a season high eight batters in five innings pitched against Arkansas State (March 21, 2021) ... Had seven punchouts against Georgia State (April 11, 2021) ... Collegiate Baseball Freshman All-America (2020) ... Had a 1.80 ERA and 21 strikeouts in 20 innings pitched in the Covid-shortened 2020 season ... Struck out five batters in 2.1 innings pitched at Gardner-Webb (Feb. 14, 2020) ... Was a perfect 2-0 with a save in 2020 ... Had four strikeouts in a 2.1 inning save against Siena on March 10, 2020 ... Played high school baseball at Providence High School in Charlotte, N.C. ... SoMeck7 Player of the Year (2019) ... Was 9-1 with 103 strikeouts and a 1.66 ERA as a senior ... Collegiate Baseball High School All-America second team (2019) ... Rawlings-Perfect Game Preseason All-Atlantic Region (2019) ... Hit .350 with 22 stolen bases as a junior at Providence ... Played summer baseball for CBC Baseball Club

PERSONAL: Born on March 30, 2001 ... Son of Brett and Amy Hall ... Major is interdisciplinary studies

HALL'S GAME-BY-GAME

2022 SEASON

| Date | Opponent | GS | IP | H | R | ER | BB | SO | W-L | SV |
|---------|---------------|----|-----|----|---|----|----|----|-----|----|
| 2-18-22 | UNCG | | 2.0 | 1 | 0 | 0 | 1 | 3 | 0-0 | 0 |
| 2-20-22 | UNCG | | 2.0 | 2 | 1 | 1 | 1 | 2 | 0-0 | 0 |
| 2-26-22 | G. Washington | | 2.1 | 7 | 4 | 4 | 1 | 4 | 0-0 | 0 |
| 3-5-22 | Clemson | * | 3.1 | 3 | 3 | 3 | 2 | 3 | 0-1 | 0 |
| 3-12-22 | Texas | * | 4.2 | 10 | 7 | 7 | 4 | 6 | 0-2 | 0 |
| 3-18-22 | Tennessee | * | 5.2 | 8 | 4 | 4 | 2 | 5 | 0-3 | 0 |
| 3-24-22 | Vanderbilt | * | 6.0 | 4 | 4 | 3 | 5 | 6 | 0-4 | 0 |
| 4-1-22 | Missouri | * | 7.0 | 3 | 1 | 1 | 0 | 4 | 1-4 | 0 |
| 4-8-22 | Georgia | * | 7.0 | 7 | 1 | 1 | 2 | 10 | 1-4 | 0 |
| 4-15-22 | Ole Miss | * | 7.2 | 6 | 2 | 2 | 0 | 5 | 2-4 | 0 |
| 4-23-22 | Auburn | * | 6.1 | 9 | 6 | 5 | 2 | 5 | 2-4 | 0 |
| 4-29-22 | Alabama | * | 7.0 | 3 | 0 | 0 | 4 | 8 | 2-4 | 0 |
| 5-7-22 | Texas A&M | * | 4.2 | 6 | 5 | 5 | 2 | 5 | 2-4 | 0 |
| 5-14-22 | Kentucky | * | 8.0 | 2 | 0 | 0 | 3 | 8 | 3-4 | 0 |
| 5-20-22 | Florida | * | 3.0 | 4 | 3 | 1 | 2 | 4 | 3-5 | 0 |

2023 SEASON

| Date | Opponent | GS | IP | H | R | ER | BB | SO | W-L | SV |
|---------|--------------|----|-----|---|---|----|----|----|-----|----|
| 2-18-23 | UMass Lowell | * | 5.1 | 2 | 1 | 1 | 1 | 4 | 1-0 | 0 |

| | |
|-------------------------------------|---|
| Season High | Career High |
| 5.1 vs. UMass Lowell (2/18/23)..... | Innings.....8.0 vs. Kentucky (5/14/22) |
| 4 vs. UMass Lowell (2/18/23)..... | Hits.....10 vs. Texas (3/12/22) |
| 1 vs. UMass Lowell (2/18/23)..... | Runs.....7 vs. Texas (3/12/22) |
| 1 vs. UMass Lowell (2/18/23)..... | Earned Runs.....7 vs. Texas (3/12/22) |
| 1 vs. UMass Lowell (2/18/23)..... | Walks.....4, 2x, last vs. Texas (3/12/22) |
| 4 vs. UMass Lowell (2/18/23)..... | Strikeouts.....10 vs. Georgia (4/8/22) |

HALL'S CAREER STATISTICS

| Year | ERA | W-L | G | GS | CG | SHO | SV | IP | H | R | ER | BB | SO | 2B | 3B | HR | BF | AVG | WP | HBP | BK | SFA | SHA |
|---------------|-------------|------------|-----------|-----------|----------|------------|----------|-------------|-----------|-----------|-----------|-----------|-----------|----------|----------|----------|------------|-------------|-----------|-----------|----------|----------|----------|
| 2022 | 4.34 | 3-5 | 15 | 12 | 0 | 0/1 | 0 | 76.2 | 75 | 41 | 37 | 31 | 78 | 6 | 1 | 9 | 342 | .253 | 11 | 11 | 0 | 2 | 1 |
| 2023 | 1.69 | 1-0 | 1 | 1 | 0 | 0/0 | 0 | 5.1 | 2 | 1 | 1 | 1 | 4 | 1 | 0 | 0 | 21 | .111 | 1 | 2 | 0 | 0 | 0 |
| Totals | 4.17 | 4-5 | 16 | 13 | 0 | 0/1 | 0 | 82.0 | 77 | 42 | 38 | 32 | 82 | 7 | 1 | 9 | 363 | .244 | 12 | 13 | 0 | 2 | 1 |

2 NCAA Championships, 3 SEC Championships, 7 SEC East Titles, 31 NCAA Appearances

SUNDAY'S STARTING PITCHER



#23 JACK MAHONEY
JR. - 6-3 - 205 - ARLINGTON HTS., ILL.
ST. VIATOR HS

MAHONEY'S CAREER NOTES

AWARDS: Perfect Game Freshman All-America second team (2021) ... 2021-22 SEC Spring Honor Roll ... SEC First-Year Academic Honor Roll (2021)

2023: In his first appearance since May of 2021, struck out nine in 5.2 shutout innings in a win over UMass Lowell (Feb. 19) ...

2022: Played in 15 games with one start at second base vs. North Carolina (April 6) ... Hit a three-run home run in the win over the Tar Heels ... Also homered in the ninth inning at Florida (May 19) ... Had a pinch hit vs. Clemson (March 5) ... Walked and scored a run vs. Gardner-Webb (March 15) ... Did not pitch in 2022 due to injury from his freshman season

2021: Made 14 appearances on the mound with five starts, going 3-0 with a 1.62 ERA and 39 strikeouts in 33.1 innings pitched for the Gamecocks ... Also made a start at third base against Missouri (April 9) and had four plate appearances with a walk and a hit by pitch ... Struck out seven in five innings to earn the win over Charleston Southern (April 13) ... Went a season-long 7.2 innings, striking out six and allowing five hits and no runs in a win over The Citadel (April 27) ... Did not pitch after May 5 due to injury ... Had six strikeouts in four innings in a win over Gardner-Webb (March 30) ... Had four punchouts in 2.1 innings in a 1-0 win over Mercer (March 7) ... Made his Carolina debut against Dayton (Feb. 19), striking out a batter in an inning of work ... In 1.2 innings of relief, struck out four in a win over Winthrop (Feb. 23) ... Had three strikeouts in an inning of work at Texas (March 12)

HIGH SCHOOL: Attended St. Viator High School in Arlington Hts., Ill., where he had a career .315 batting average with 18 doubles, nine home runs, 63 RBI, a .423 on-base percentage and a .491 slugging percentage ... On the mound, was 12-5 with a save and 105 strikeouts in 110.1 innings in his three-year career at St. Viator ... Had senior season cut due to the coronavirus pandemic ... Hit .342 and was 2-1 on the mound for St. Viator as a freshman, helping the Lions to a 3A state championship ... Perfect Game Preseason All-Central Region first team (2020) ... Perfect Game Underclass All-America high honorable mention (2018, '19) ... Was ranked the No. 2 shortstop and No. 3 overall player in the state of Illinois in the class of 2020 by Perfect Game ... Also played football and basketball at St. Viator ... Played summer baseball for Top Tier Americans

PERSONAL: Born on August 13, 2001 ... Son of Tim and Shannon Mahoney ... Sister, Shea, was a gymnast at the University of Alabama from 2017-20 ... Major is criminology and criminal justice

MAHONEY'S GAME-BY-GAME

2021 SEASON

| Date | Opponent | GS | IP | H | R | ER | BB | SO | W-L | S |
|---------|----------------|----|-----|---|---|----|----|----|-----|---|
| 2-19-21 | Dayton | | 1.0 | 0 | 0 | 0 | 0 | 1 | 0-0 | 0 |
| 2-23-21 | Winthrop | | 1.2 | 1 | 1 | 0 | 0 | 4 | 0-0 | 0 |
| 2-28-21 | Clemson | | 1.2 | 2 | 1 | 1 | 0 | 1 | 0-0 | 0 |
| 3-5-21 | Mercer | | 1.0 | 0 | 0 | 0 | 0 | 1 | 0-0 | 0 |
| 3-7-21 | Mercer | | 2.1 | 1 | 0 | 0 | 0 | 4 | 0-0 | 0 |
| 3-12-21 | Texas | | 1.0 | 1 | 0 | 0 | 1 | 3 | 0-0 | 0 |
| 3-13-21 | Texas | | 1.2 | 1 | 0 | 0 | 1 | 1 | 0-0 | 0 |
| 3-19-21 | Vanderbilt | | 0.2 | 0 | 0 | 0 | 1 | 0 | 0-0 | 0 |
| 3-26-21 | Florida | | 1.0 | 1 | 1 | 1 | 2 | 1 | 0-0 | 0 |
| 3-30-21 | Gardner-Webb | * | 4.0 | 5 | 1 | 1 | 0 | 6 | 1-0 | 0 |
| 4-6-21 | North Carolina | * | 4.0 | 6 | 1 | 1 | 0 | 4 | 1-0 | 0 |
| 4-13-21 | Charleston So, | * | 5.0 | 7 | 0 | 0 | 1 | 7 | 2-0 | 0 |
| 4-27-21 | The Citadel | * | 7.2 | 5 | 0 | 0 | 1 | 6 | 3-0 | 0 |
| 5-5-21 | UNF | * | 0.2 | 3 | 2 | 2 | 1 | 0 | 3-0 | 0 |

2023 SEASON

| Date | Opponent | GS | IP | H | R | ER | BB | SO | W-L | S |
|---------|--------------|----|-----|---|---|----|----|----|-----|---|
| 2-19-23 | UMass Lowell | * | 5.2 | 5 | 0 | 0 | 0 | 9 | 1-0 | 0 |

| | |
|--|--------------------------------|
| Season High | Career High |
| 5.2 vs. UMass Lowell (2/19/23).....Innings..... | 7.2 vs. The Citadel (4/27/21) |
| 5 vs. UMass Lowell (2/19/23).....Hits..... | 7 vs. Chas. Southern (4/13/21) |
|Runs..... | 2 vs. UNF (5/5/21) |
|Earned Runs..... | 2 vs. UNF (5/5/21) |
|Walks..... | 2 vs. Florida (3/26/21) |
| 9 vs. UMass Lowell (2/19/23).....Strikeouts..... | 9 vs. UMass Lowell (2/19/23) |

MAHONEY'S CAREER STATISTICS

| Year | ERA | W-L | G | GS | CG | SHO | SV | IP | H | R | ER | BB | SO | 2B | 3B | HR | BF | AVG | WP | HBP | BK | SFA | SHA |
|---------------|-------------|------------|-----------|----------|----------|------------|----------|-------------|-----------|----------|----------|----------|-----------|----------|----------|----------|------------|-------------|----------|----------|----------|----------|----------|
| 2021 | 1.62 | 3-0 | 14 | 5 | 0 | 0/2 | 0 | 33.1 | 27 | 7 | 6 | 8 | 39 | 2 | 2 | 0 | 130 | .227 | 1 | 0 | 0 | 1 | 2 |
| 2023 | 0.00 | 1-0 | 1 | 1 | 0 | 0/0 | 0 | 5.2 | 5 | 0 | 0 | 0 | 9 | 0 | 0 | 0 | 21 | .238 | 0 | 0 | 0 | 0 | 0 |
| Totals | 1.38 | 4-0 | 15 | 6 | 0 | 0/2 | 0 | 39.0 | 32 | 7 | 6 | 8 | 48 | 2 | 2 | 0 | 151 | .229 | 1 | 0 | 0 | 1 | 2 |

2 NCAA Championships, 3 SEC Championships, 7 SEC East Titles, 31 NCAA Appearances

SOUTH CAROLINA 2023 HONOR ROLL

Cade Austin

Stopper of the Year Watch List
No. 7 Relief Pitcher in the country by D1Baseball.com

Matthew Becker

D1Baseball Pitcher to Watch in the SEC
No. 32 Top Prospect for the 2024 Draft, D1Baseball.com

Gavin Casas

No. 57 overall transfer by D1Baseball.com
No. 26 transfer in the SEC by D1Baseball.com's SEC Extra
D1Baseball Player to Watch in the SEC
No. 42 First Baseman in the country by D1Baseball.com

Caleb Denny

No. 63 overall transfer by D1Baseball.com
No. 29 transfer in the SEC by D1Baseball.com's SEC Extra
D1Baseball Player to Watch in the SEC
No. 95 Outfielder in the country by D1Baseball.com

Noah Hall

No. 71 Starting Pitcher in the country by D1Baseball.com

Eli Jerzembeck

Perfect Game Top Freshman
No. 7 Top Prospect for the 2024 Draft, D1Baseball.com
No. 4 Impact Freshman in the SEC, D1Baseball.com
No. 63 Starting Pitcher in the country by D1Baseball.com

Roman Kimball

Perfect Game Top Sophomore

Jack Mahoney

No. 33 Top Prospect in the SEC for the 2023 Draft, D1Baseball.com
No. 107 Starting Pitcher in the country by D1Baseball.com

Will McGillis

No. 36 overall transfer by D1Baseball.com
No. 19 transfer in the SEC by D1Baseball.com's SEC Extra
No. 41 Second Baseman in the country by D1Baseball.com

Ethan Petry

Perfect Game Top Freshman
No. 18 Impact Freshman in the SEC, D1Baseball.com

Nick Proctor

No. 97 overall transfer by D1Baseball.com

Will Sanders

Baseball American Preseason All-America second team
D1Baseball.com Preseason All-America second team
Perfect Game Preseason All-America second team
Preseason All-SEC team by Perfect Game
Perfect Game Top Junior
D1Baseball Pitcher to Watch in the SEC
No. 7 Top Prospect in the SEC for the 2023 Draft, D1Baseball.com
No. 11 Starting Pitcher in the country by D1Baseball.com

Will Tippett

Perfect Game Top Freshman

Braylen Wimmer

Perfect Game Top Senior
D1Baseball Player to Watch in the SEC
No. 20 Shortstop in the country by D1Baseball.com

2023 BATTING BY SERIES

| Team | Avg. | R | H | HR | RBI | BB | SO |
|---------------------|------|----|----|----|-----|----|----|
| UMass Lowell | .393 | 49 | 42 | 14 | 45 | 18 | 18 |
| Winthrop | .368 | 19 | 14 | 5 | 19 | 11 | 9 |
| Queens | .324 | 12 | 11 | 1 | 11 | 7 | 6 |
| Penn | | | | | | | |
| N.C. A&T | | | | | | | |
| Clemson | | | | | | | |
| The Citadel | | | | | | | |
| USC Upstate | | | | | | | |
| Bethune-Cookman | | | | | | | |
| Presbyterian | | | | | | | |
| Georgia | | | | | | | |
| Charlotte | | | | | | | |
| Missouri | | | | | | | |
| Mississippi State | | | | | | | |
| North Carolina | | | | | | | |
| LSU | | | | | | | |
| Vanderbilt | | | | | | | |
| Charleston Southern | | | | | | | |
| Florida | | | | | | | |
| Auburn | | | | | | | |
| Kentucky | | | | | | | |
| North Florida | | | | | | | |
| Arkansas | | | | | | | |
| Tennessee | | | | | | | |

2023 PITCHING BY SERIES

| Team | ERA | IP | H | R | ER | BB | SO |
|---------------------|------|------|----|---|----|----|----|
| UMass Lowell | 1.67 | 27.0 | 12 | 5 | 5 | 4 | 29 |
| Winthrop | 2.00 | 9.0 | 8 | 3 | 2 | 1 | 9 |
| Queens | 0.00 | 9.0 | 2 | 0 | 0 | 6 | 8 |
| Penn | | | | | | | |
| N.C. A&T | | | | | | | |
| Clemson | | | | | | | |
| The Citadel | | | | | | | |
| USC Upstate | | | | | | | |
| Bethune-Cookman | | | | | | | |
| Presbyterian | | | | | | | |
| Georgia | | | | | | | |
| Charlotte | | | | | | | |
| Missouri | | | | | | | |
| Mississippi State | | | | | | | |
| North Carolina | | | | | | | |
| LSU | | | | | | | |
| Vanderbilt | | | | | | | |
| Charleston Southern | | | | | | | |
| Florida | | | | | | | |
| Auburn | | | | | | | |
| Kentucky | | | | | | | |
| North Florida | | | | | | | |
| Arkansas | | | | | | | |
| Tennessee | | | | | | | |

A LOOK AT THE 2023 SEASON

| Date | Opponent | Result | Pitcher of Record (W/L) | Notable Game Note |
|-------------|---------------------|---------------|--------------------------------|--|
| 2-17 | UMass Lowell | W, 20-3 | Hicks (W, 1-0) | Most runs in an opener since 2008, Wimmer 5 hits, Hornung 5RBI, McGillis 2HR |
| 2-18 | UMass Lowell | W, 17-1 | Hall (W, 1-0) | Gamecocks do not allow a hit after the first inning, 17 runs in first five innings |
| 2-19 | UMass Lowell | W, 12-1 | Mahoney (W, 1-0) | Mahoney strikes out 9, 5.2 shutout inn., Messina 4 RBI help complete sweep |
| 2-21 | Winthrop | W, 19-3 | Jones (W, 1-0) | Gamecocks belt five home runs, Petry 2 HR, 4 RBI, Jerzembeck 4 K in 4 IP |
| 2-22 | Queens | W, 12-0 | Hicks (W, 2-0) | First shutout of 2023, Hicks 5 K in 5 IP, Casas HR, Denny 5 RBI |
| 2-24 | Penn | | | |
| 2-25 | Penn | | | |
| 2-26 | Penn | | | |
| 2-28 | NC A&T | | | |
| 3-3 | at Clemson | | | |
| 3-4 | vs. Clemson | | | |
| 3-5 | Clemson | | | |
| 3-7 | The Citadel | | | |
| 3-8 | at USC Upstate | | | |
| 3-10 | Bethune-Cookman | | | |
| 3-11 | Bethune Cookman | | | |
| 3-12 | Bethune-Cookman | | | |
| 3-14 | Presbyterian | | | |
| 3-17 | at Georgia* | | | |
| 3-18 | at Georgia* | | | |
| 3-19 | at Georgia* | | | |
| 3-21 | at Charlotte | | | |
| 3-24 | Missouri* | | | |
| 3-25 | Missouri* | | | |
| 3-26 | Missouri* | | | |
| 3-28 | at The Citadel | | | |
| 3-30 | at Mississippi St.* | | | |
| 3-31 | at Mississippi St.* | | | |
| 4-1 | at Mississippi St.* | | | |
| 4-4 | vs. North Carolina | | | |
| 4-6 | LSU* | | | |
| 4-7 | LSU* | | | |
| 4-8 | LSU* | | | |
| 4-11 | USC Upstate | | | |
| 4-14 | at Vanderbilt* | | | |
| 4-15 | at Vanderbilt* | | | |
| 4-16 | at Vanderbilt* | | | |
| 4-18 | Charleston Southern | | | |
| 4-20 | Florida* | | | |
| 4-21 | Florida* | | | |
| 4-22 | Florida* | | | |
| 4-28 | Auburn* | | | |
| 4-29 | Auburn* | | | |
| 4-30 | Auburn* | | | |
| 5-3 | at Winthrop | | | |
| 5-5 | at Kentucky* | | | |
| 5-6 | at Kentucky* | | | |
| 5-7 | at Kentucky* | | | |
| 5-9 | North Florida | | | |
| 5-12 | at Arkansas* | | | |
| 5-13 | at Arkansas* | | | |
| 5-14 | at Arkansas* | | | |
| 5-16 | Charlotte | | | |
| 5-18 | Tennessee* | | | |
| 5-19 | Tennessee* | | | |
| 5-20 | Tennessee* | | | |

GAMECOCKS IN THE RANKINGS

| Dates | BA | CB | D1 | NCBWA | PG | UST |
|-------------|----|----|----|-------|----|-----|
| Preseason | -- | 47 | 23 | 28 | -- | RV |
| February 20 | -- | -- | 23 | 25 | -- | RV |
| February 27 | | | | | | |
| March 6 | | | | | | |
| March 13 | | | | | | |
| March 20 | | | | | | |
| March 27 | | | | | | |
| April 3 | | | | | | |
| April 10 | | | | | | |
| April 17 | | | | | | |
| April 24 | | | | | | |
| May 1 | | | | | | |
| May 8 | | | | | | |
| May 15 | | | | | | |
| May 22 | | | | | | |

BA - Baseball America; CB - Collegiate Baseball; D1 - D1Baseball; NCBWA - National Collegiate Baseball Writers Association; PG - Perfect Game USA; UST - USA TODAY Coaches Poll;

THE GAMECOCK RADIO NETWORK

All 56 regular season games will be available on the Gamecock Radio Network. Flagship station, 107.5 FM, "The Game," is the home of the Gamecocks and will broadcast all games. In the event of a conflict with basketball in Columbia, the baseball games can be heard on sister station WISW, 1320 AM. All games can also be heard on the All Access channel on GamecocksOnline.

For local affiliates, please check your local listings for the latest schedule. Additional affiliates include:

2023 Network Affiliates

| | | |
|---------------------|------|---------------------|
| Aiken/Edgefield | WKSX | 92.7 FM |
| Allendale | WDOG | 93.5 FM |
| Camden | WCAM | 1590 AM |
| Charleston | WWIK | 98.9 FM |
| Chesterfield | WVSZ | 107.3 FM |
| Columbia | WNKT | 107.5 FM |
| Columbia | WISW | 1320 AM |
| Florence | WOLH | 96.3 FM/ 1230 AM |
| Greenville | WROO | 104.9 FM |
| Greenwood | WCZZ | 1090 AM |
| Kingstree | WDKD | 1310 AM |
| Myrtle Beach | WSEA | 100.3 FM |
| Rock Hill/Lancaster | WRHM | 107.1 FM |
| Spartanburg | WSPG | 98.3 FM/ 1400 AM |

Live Gamecock Baseball broadcasts are also available for free this season on the Tuneln App (Android/iOS). Live Gamecock Baseball will also be available for free on the South Carolina Gameday App (Android/iOS) via a link out to Tuneln. Users who do not already have the Tuneln app downloaded will be prompted to download the app. Upon successful completion of the download, users will be easily redirected from the Gameday App to Tuneln anytime they select the Live Audio option in the Gameday App.

During the overlap of basketball and baseball seasons, a basketball broadcast (men's or women's) will take priority over baseball. For example if a basketball game is scheduled at the same time as a baseball game, the basketball game broadcast would be on Tuneln, while the baseball game would not.

LARGEST SINGLE GAME CROWDS AT FOUNDERS PARK

Single-Game Sellouts at Founders Park (56 all-time)

| | | |
|-------|---------------------------------------|----------------------------------|
| 8,242 | vs. Clemson | March 4, 2022 (L, 2-3) |
| 8,242 | vs. Clemson | Feb. 28, 2020 (L, 1-7) |
| 8,242 | vs. Clemson | March 3, 2019 (W, 14-3) |
| 8,242 | vs. Clemson | March 2, 2018 (W, 3-2) |
| 8,242 | vs. Alabama | March 25, 2017 (W, 6-5, 10 inn.) |
| 8,242 | vs. Clemson | March 5, 2017 (L, 5-3, 11 inn.) |
| 8,242 | vs. UNCG | February 18, 2017 (W, 5-1) |
| 8,242 | vs. UNCG | February 17, 2017 (W, 7-1) |
| 8,242 | vs. Texas A&M | May 14, 2016 (L, 5-2) |
| 8,242 | vs. Florida | April 29, 2016 (W, 2-1) |
| 8,242 | vs. Tennessee | April 9, 2016 (W, 7-4) |
| 8,242 | vs. College of Charleston | March 29, 2016 (L, 6-5, 13 inn.) |
| 8,242 | vs. Clemson | March 4, 2016 (W, 8-1) |
| 8,242 | vs. LSU | May 16, 2015 (L, 8-1) |
| 8,242 | vs. LSU | May 15, 2015 (L, 9-2) |
| 8,242 | vs. Vanderbilt | April 18, 2015 (W, 3-2) |
| 8,242 | vs. Georgia | March 28, 2015 (L, 4-3) |
| 8,242 | vs. Clemson | March 2, 2015 (L, 7-0) |
| 8,242 | vs. Alabama | April 26, 2014 (L, 2-1) |
| 8,242 | vs. Alabama | April 25, 2014 (W, 9-3) |
| 8,242 | vs. Florida | April 13, 2014 (L, 6-5) |
| 8,242 | vs. Florida | April 12, 2014 (L, 4-3, 13 inn.) |
| 8,242 | vs. Florida | April 11, 2014 (W, 4-1) |
| 8,242 | vs. Tennessee | March 30, 2014 (W, 8-0) |
| 8,242 | vs. Clemson | February 28, 2014 (W, 9-6) |
| 8,242 | vs. Eastern Kentucky | February 22, 2014 (W, 2-0) |
| 8,242 | vs. Georgia | May 11, 2013 (W, 8-3) |
| 8,242 | vs. Texas A&M | March 30, 2013 (W, 6-3) |
| 8,242 | vs. Clemson | March 3, 2013 (W, 8-0) |
| 8,242 | vs. Liberty | February 15, 2013 (W, 4-3) |
| 8,242 | vs. Oklahoma (NCAA Super Regional) | June 10-11, 2012 (W, 5-1) |
| 8,242 | vs. Oklahoma (NCAA Super Regional) | June 9, 2012 (W, 5-0) |
| 8,242 | vs. Clemson (NCAA Regional) | June 3, 2012 (W, 4-3) |
| 8,242 | vs. Clemson (NCAA Regional) | June 2, 2012 (W, 5-4, 12 inn.) |
| 8,242 | vs. LSU | May 19, 2012 (L, 3-2, 10 inn.) |
| 8,242 | vs. LSU | May 18, 2012 (W, 5-4) |
| 8,242 | vs. Alabama | April 28, 2012 (W, 9-1) |
| 8,242 | vs. Alabama | April 27, 2012 (W, 12-11) |
| 8,242 | vs. Mississippi State | April 14, 2012 (W, 5-3) |
| 8,242 | vs. Tennessee | April 6, 2012 (L, 5-4) |
| 8,242 | vs. Florida | March 24, 2012 (L, 5-4) |
| 8,242 | vs. Florida | March 23, 2012 (L, 8-2) |
| 8,242 | vs. Florida | March 22, 2012 (W, 9-3) |
| 8,242 | vs. Clemson | March 3, 2012 (W, 9-6) |
| 8,242 | vs. VMI | February 17, 2012 (W, 2-1) |
| 8,242 | vs. Connecticut (NCAA Super Regional) | June 12, 2011 (W, 8-2) |
| 8,242 | vs. Connecticut (NCAA Super Regional) | June 11, 2011 (W, 5-1) |
| 8,242 | vs. Auburn | April 30, 2011 (W, 10-2) |
| 8,242 | vs. Vanderbilt | April 17, 2011 (W, 5-3) |
| 8,242 | vs. Vanderbilt | April 16, 2011 (L, 6-4) |
| 8,242 | vs. Vanderbilt | April 15, 2011 (W, 3-1) |
| 8,242 | vs. Kentucky | April 2, 2011 (W, 4-3, 10 inn.) |
| 8,242 | vs. Clemson | March 4, 2011 (W, 6-3) |
| 8,242 | vs. Santa Clara | February 19, 2011 (W, 2-1) |
| 8,242 | vs. Santa Clara | February 18, 2011 (W, 12-5) |
| 8,242 | vs. Florida | May 21, 2010 (L, 5-2) |

South Carolina All-Time record in sellouts at Founders Park (38-18 (679))

TOP 10 THREE-GAME SERIES ATTENDANCE MARKS AT FOUNDERS

| | | |
|--------|-------------------------------------|----------------------|
| 24,726 | vs. Florida (all three sellouts) | April 11-13, 2014 |
| 24,726 | vs. Florida (all three sellouts) | March 22-24, 2012 |
| 24,726 | vs. Vanderbilt (all three sellouts) | April 15-17, 2011 |
| 24,558 | vs. Alabama (two sellouts) | April 25-27, 2014 |
| 24,501 | vs. UNCG (two sellouts) | February 17-19, 2017 |
| 24,398 | vs. LSU (two sellouts) | May 18-19, 2012 |
| 24,278 | vs. Auburn (one sellout) | April 29-May 1, 2011 |
| 24,204 | vs. Alabama | April 30-May 2, 2010 |
| 24,186 | vs. Georgia | March 18-20, 2011 |
| 23,991 | vs. LSU (two sellouts) | May 14-16, 2015 |

A SOUTH CAROLINA TEAM

| | |
|---|--|
| Won 10 or more consecutive games..... | March 1, 2020-March 10, 2021 (16) |
| Lost five or more consecutive games..... | March 18-March 24, 2022 (5) |
| Scored 20 or more runs in a game..... | 20, Feb. 17, 2023 vs. UMass Lowell |
| Scored 10+ Runs in an inning..... | 10 in the 3rd inning vs. Valparaiso, March 9, 2010 |
| Did not strikeout..... | April 7, 2015 vs. Appalachian State |
| Hit consecutive home runs..... | Gavin Casas and Will McGillis (5th inning vs. UMass Lowell, Feb. 18, 2023) |
| Turned a triple play..... | at Texas A&M, May 6, 2022 (Wimmer to Braswell to Madden) |
| Shut out consecutive opponents..... | vs. Mercer, March 6-7, 2021 (W, 4-0, W, 1-0) |
| Shut out the opponent..... | vs. Kentucky (7-0) (May 14, 2022) |
| Was shut out by the opponent at home..... | vs. Vanderbilt (0-10) March 24, 2022 |
| Was shut out by the opponent on the road..... | at Florida (0-8) May 20, 2022 |
| Was shut out in two consecutive games..... | at Arkansas (0-2, 0-3) April 14, 2018 |
| Swept a conference doubleheader..... | at LSU (4-2, 9-0) April 17, 2021 |
| Was swept in a conference doubleheader..... | at Ole Miss (3-7, 4-6) May 1, 2021 |
| Swept a conference series at home..... | vs. Alabama, April 28-30, 2022 |
| Swept a conference series on the road..... | at Kentucky, May 14-16, 2021 |
| Was swept in a conference series at home..... | vs. Vanderbilt, May 3-5, 2019 |
| Was swept in a conference series on the road..... | at Auburn April 22-24, 2022 |
| Won a conference series at home..... | vs. Kentucky, May 13-15, 2022 |
| Won a conference series on the road..... | at Kentucky, May 14-16, 2021 |
| Last 1-0 win..... | vs. Mercer, March 7, 2021 |
| Last 1-0 loss..... | vs. UNC Greensboro, Feb. 19, 2017 |

A SOUTH CAROLINA PLAYER

| | |
|---|---|
| Hit two home runs in a game..... | Ethan Petry vs. Winthrop, Feb. 21, 2023 |
| Hit three home runs in a game..... | Wes Clarke vs. Winthrop, Feb. 23, 2021 |
| Led off game with a home run..... | Brady Allen at Georgia, April 4, 2021 |
| Hit a grand slam..... | Cole Messina vs. Winthrop, Feb. 21, 2023 |
| Walk-off home run..... | Jacob Olson vs. North Carolina State, April 2, 2019 |
| Pinch hit home run..... | Jack Mahoney vs. Florida, May 19, 2022 |
| Inside-the-park home run..... | Noah Campbell vs. Florida, March 17, 2018 |
| Had seven or more RBI in a game..... | Wes Clarke (7) vs. Northwestern, Feb. 22, 2020 |
| Had five or more hits in a game..... | Braylen Wimmer (5) vs. UMass Lowell, Feb. 17, 2023 |
| Two hits in an inning..... | Braylen Wimmer (2nd inning) at Texas A&M, May 7, 2022 |
| Hit for the cycle..... | TJ Hopkins vs. Valparaiso, March 10, 2019 |
| Had 10 or more total bases in a game..... | Braylen Wimmer (10) vs. Vanderbilt, March 26, 2022 |
| Stole three or more bases in a game..... | Brandt Belk (3) vs. Presbyterian, March 29, 2022 |
| Stole home plate..... | Dylan Brewer vs. UMass Lowell, Feb. 19, 2023 |
| Had a 10-game hitting streak..... | Josiah Sightler (12), April 23-May 14, 2022 |
| Had a 15-game hitting streak..... | Brandt Belk (24), March 8-April 22, 2022 |
| Had a 20-game hitting streak..... | Brandt Belk (24), March 8-April 22, 2022 |
| Had a 25-game hitting streak..... | Gene Cone (31), March 1-May 6, 2016 |
| Had 10 or more strikeouts in a game..... | Will Sanders (10) vs. Florida (May 24, 2022) |
| Pitched a complete game..... | Brett Kerry at Kentucky (May 15, 2021) |
| Pitched a nine-inning, complete game shutout..... | Brett Kerry at Kentucky (May 15, 2021) |
| Pitched a combined shutout..... | James Hicks (5.0), Matthew Becker (2.0), Austin Williamson (1.0), Dylan Eskew (1.0) vs. Queens, Feb. 22, 2023 |
| Pitched a no-hitter..... | Colby Holmes, Forrest Koumas, Josh Knab vs. Albany, Feb. 24, 2013 |

SEASON/CAREER HIGHS

#3 Braylen Wimmer

Season/Career High Career High
5 vs. UML (2/17/23) At Bats..... 7, vs. Florida (3/26/21)
3, 2x, last vs. Winthrop (2/21/22) Runs... 3, 5x, last vs. Winthrop (2/21/22)
5 vs. UML (2/17/23) Hits..... 5 vs. UML (2/17/23)
5 vs. UML (2/18/23) RBI..... 5, 2x, last vs. UML (2/18/23)
2 vs. Queens (2/22/23) Walks... 3, 2x, last at Texas A&M (5/6/22)

#5 Talmadge LeCroy

Season High Career High
4 vs. UML (2/19/23) At Bats..... 5, at Texas A&M (5/8/22)
2, 2x, last vs. UML (2/18/23) Runs..... 2, 3x, last vs. UML (2/18/23)
3, vs. UML (2/18/23) Hits..... 3, 2x, last vs. UML (2/18/23)
2 vs. UML (2/18/23) RBI..... 2, 4x, last vs. UML (2/18/23)
2 vs. Queens (2/22/23) Walks..... 2 vs. Queens (2/22/23)

#6 Will McGillis

Season High Career High
4, 2x, last vs. UML (2/19/23) At Bats..... 6, at FIU (4/16/22)
3 vs. Winthrop (2/21/23) Runs 3, 11x, last vs. Winthrop (2/21/23)
2, 2x, last vs. UML (2/18/23) Hits..... 3, 10x, last vs. UAB (4/29/22)
3, vs. UML (2/17/23) RBI..... 4, 2x, last vs. MTSU (5/21/22)
2 vs. Winthrop (2/21/23) Walks... 2, 15x, last vs. Winthrop (2/21/23)

#7 Michael Braswell

Season High Career High
2 vs. UML (2/18/23) At Bats... 5, 7x, last at Texas A&M (5/8/22)
..... Runs..... 3, 2x, last vs. G. Wash. (2/25/22)
1 vs. UML (2/18/23) Hits..... 4, 2x, last vs. Kentucky (5/13/22)
1 vs. UML (2/17/23) RBI..... 3 vs. Kentucky (5/13/22)
1 vs. UML (2/19/23) Walks..... 3 vs. Kentucky (5/14/22)

#9 Evan Stone

Season High Career High
3, 2x, last vs. Winthrop (2/21/23) At Bats... 5, 3x, last at Texas A&M (5/8/22)
3, 2x, last vs. UML (2/18/23) Runs..... 3, 2x, last vs. UML (2/18/23)
2 vs. Winthrop (2/21/23) Hits..... 2 vs. NC A&T (5/4/22)
2 vs. Winthrop (2/21/23) RBI..... 1, 4x, last at Florida (5/21/22)
3 vs. UML (2/17/23) Walks..... 3 vs. UML (2/17/23)

#10 Dylan Brewer

Season High Career High
4 vs. UML (2/18/23) At Bats 6, 2x, last vs. N'eastern (3/12/22)
2 vs. UML (2/17/23) Runs..... 2, 4x, last vs. UML (2/17/23)
..... Hits..... 3, 3x, last vs. Presby (4/26/22)
1 vs. UML (2/17/23) RBI..... 5, vs. NC State (4/2/21)
1, 2x, last vs. Winthrop (2/21/23) Walks... 3, 3x, last vs. Louisville (4/30/21)

#11 Caleb Denny

Season High Career High
5, 2x, last vs Queens (2/22/23) At Bats..... 7 vs. Oklahoma St. (4/19/22)
2, 3x, last vs. Winthrop (2/21/23) Runs..... 4, 2x, last vs. Pacific (3/5/22)
2, 4x, last vs. Queens (2/22/23) Hits..... 5 vs. Oklahoma St. (4/19/22)
5 vs. Queens (2/22/23) RBI..... 6, 2x, last vs. SDSU (3/26/22)
1, 3x, last vs. Winthrop (2/21/23) Walks 2, 5x, last vs. Little Rock (3/16/22)

#12 Jacob Compton

Season High Career High
..... At Bats..... 6, MVSU (4/26/22)
..... Runs... 2, 10x, last vs. Houston (5/26/22)
..... Hits..... 3, 4x, last vs. Ark. St (5/10/22)
..... RBI..... 5, vs. UT Martin (5/3/22)
..... Walks..... 2, 3x, last vs. Cincy (5/15/22)

#13 Will Tippett

Season/Career High Career High
2 vs. Winthrop (2/21/23) At Bats,
..... Runs
1 vs. UML (2/19/23) Hits
..... RBI
1, 2x, last vs. Queens (2/22/23) Walks

#15 Carson Hornung

Season High Career High
4, 2x, last vs. Queens (2/22/23) At Bats..... 4, 7x, last vs. Queens (2/22/23)
3 vs. UML (2/18/23) Runs..... 3 vs. UML (2/18/23)
2 vs. UML (2/17/23) Hits..... 2, 5x, last at UML (2/17/23)
5 vs. UML (2/17/23) RBI..... 5 vs. UML (2/17/23)
2, 3x, last vs. Winthrop (2/21/23) Walks... 2, 7x, last vs. Winthrop (2/21/23)

#19 Cole Messina

Season High Career High
5 vs. Winthrop (2/21/23) At Bats..... 6 vs. G. Wash (2/25/22)
3 vs. Winthrop (2/21/23) Runs..... 3 vs. Winthrop (2/21/23)
3 vs. Winthrop (2/21/23) Hits..... 3 vs. Winthrop (2/21/23)
4, 2x, last vs. Winthrop (2/21/23) RBI... 4, 2x, last vs. Winthrop (2/21/23)
1, 2x, last vs. Winthrop (2/21/23) Walks..... 2 vs. App State (3/1/22)

#20 Ethan Petry

Season/Career High Career High
4 vs. Winthrop (2/21/23) At Bats,
3 vs. Winthrop (2/21/23) Runs
3 vs. Winthrop (2/21/23) Hits
4 vs. Winthrop (2/21/23) RBI
1 vs. Winthrop (2/21/23) Walks

#26 Jonathan French

Season High Career High
2, 2x, last vs. Winthrop (2/21/23) At Bats..... 5, 5x, last vs. ETSU (4/20/22)
1 vs. Winthrop (2/21/23) Runs..... 3, vs. Ga. Tech (5/8/22)
2 vs. Winthrop (2/21/23) Hits..... 3, vs. Wake (4/16/22)
1 vs. Winthrop (2/21/23) RBI..... 4, vs. N'Eastern (3/12/22)
..... Walks..... 2, 5x, last vs. Ga. Tech (5/8/22)

#31 David Cromer

Season/Career High Career High
1, 2x, last vs. Winthrop (2/21/23) At Bats, 1, 3x, last vs. Winthrop (2/21/23)
..... Runs
1, vs. Winthrop (2/21/23) Hits..... 1, vs. Winthrop (2/21/23)
1, vs. Winthrop (2/21/23) RBI..... 1, vs. Winthrop (2/21/23)
..... Walks..... 1, vs. Xavier (3/8/22)

#37 Chris Veach

Season High Career High
1, 4x, last vs. Queens (2/22/23) At Bats..... 6, vs. UNCA (4/6/21)
2 vs. UML (2/17/23) Runs..... 4, at East. Kent. (2/27/21)
1, 2x, last vs. Queens (2/22/23) Hits..... 3, 5x, last vs. Chas. So (3/27/21)
..... RBI..... 3, at Ga. Tech (3/23/22)
..... Walks..... 1, vs. Xavier (3/8/22)

#38 Zander Buchan

Season/Career High Career High
..... At Bats,
..... Runs
..... Hits
..... RBI
..... Walks

#50 Kevin Madden

Season High Career High
1, 5x, last vs. Queens (2/22/23) At Bats... 6, 3x, last vs. Georgia Tech (4/18/21)
1, vs. UML (2/19/23) Runs... 3, vs. William and Mary (3/10/20)
1, vs. UML (2/19/23) Hits..... 5, vs. Virginia (5/16/19)
1 vs. UML (2/19/23) RBI 5, 2x, last at Wake Forest (4/10/21)
..... Walks..... 3, at Wake Forest (4/7/19)

#52 Gavin Casas

Season High Career High
5 vs. Queens (2/22/23) At Bats..... 6, vs. Hawaii (3/5/22)
2, 2x, last vs. Queens (2/22/23) Runs..... 2, 5x, last vs. Queens (2/22/23)
3 vs. Queens (2/22/23) Hits..... 3, 2x, last vs. Queens (2/22/23)
3, 2x, last vs. UML (2/19/23) RBI..... 7, vs. Wagner (3/13/22)
1, 2x, last vs. Winthrop (2/21/23) Walks..... 2, vs. Missouri (3/19/22)

#4 Jackson Phipps

Season High.....**Career High**
 1.0 vs. UML (2/18/23).....Innings 2.0, vs. Gardner-Webb (3/30/21)
 Hits..... 3, 3x, last vs Citadel (4/27/21)
 Runs..... 5, vs. Citadel (4/27/21)
 Earned Runs..... 5, vs. Citadel (4/27/21)
 Walks..... 1, 4x, last vs. Citadel (4/27/21)
 2 vs. UML (2/18/23).....Strikeouts 5, vs. Gardner-Webb (3/30/21)

#14 Eli Jones

Season High.....**Career High**
 2.2 vs. Winthrop (2/21/23).....Innings..... 3.2 vs. NC A&T (5/4/22)
 4 vs. Winthrop (2/21/23)..... Hits..... 5 vs. Presbyterian (3/29/22)
 2 vs. Winthrop (2/21/23).....Runs..... 4 vs. USC Upstate (5/10/22)
 1 vs. Winthrop (2/21/23).....Earned Runs..... 4 vs. USC Upstate (5/10/22)
 1 vs. Winthrop (2/21/23).....Walks..... 2 vs. USC Upstate (5/10/22)
 4 vs. Winthrop (2/21/23).....Strikeouts..... 4 vs. Winthrop (2/21/23)

#16 Dylan Eskew

Season/Career High.....
 1.0, 2x, last vs. Queens (2/22/23).....Innings
 1 vs. UML (2/19/23)..... Hits
 1 vs. UML (2/19/23).....Runs
 1 vs. UML (2/19/23).....Earned Runs
 2 vs. Queens (2/22/23).....Walks
Strikeouts

#18 Eli Jerzembeck

Season/Career High.....
 4.0 vs. Winthrop (2/21/23).....Innings
 4 vs. Winthrop (2/21/23)..... Hits
 1 vs. Winthrop (2/21/23).....Runs
 1 vs. Winthrop (2/21/23).....Earned Runs
Walks
 4 vs. Winthrop (2/21/23).....Strikeouts

#25 Sam Simpson

Season/Career High.....
Innings
 Hits
Runs
Earned Runs
Walks
Strikeouts

#28 Austin Williamson

Season/Career High.....
 2.0 vs. UML (2/17/23).....Innings
 Hits
Runs
Earned Runs
 1 vs. Queens (2/22/23).....Walks
 3 vs. UML (2/17/23).....Strikeouts

#29 Matthew Becker

Season High.....**Career High**
 2.0 vs. Queens (2/22/23).....Innings..... 6.0 vs. Texas (3/13/22)
 Hits..... 7 vs. Vanderbilt (3/26/22)
 Runs..... 5 vs. Vanderbilt (3/26/22)
 Earned Runs... 4, 2x, last vs. Ole Miss (4/16/22)
 1 vs. Queens (2/22/23).....Walks..... 6 vs. Vanderbilt (3/26/22)
 2 vs. Queens (2/22/23).....Strikeouts..... 11 vs. Texas (3/13/22)

#30 Brett Thomas

Season High.....**Career High**
 1.0 vs. UML (2/18/23).....Innings.. 4.0, 2x, last vs. Kentucky (5/13/22)
 Hits..... 7 vs. Florida (5/19/22)
 Runs..... 4, 2x, last vs. Florida (5/19/22)
 Earned Runs 4, 2x, last vs. Florida (5/19/22)
 Walks.. 3, 3x, last vs. Kentucky (5/13/22)
 1 vs. UML (2/18/23).....Strikeouts.. 5, 2x, last vs. Florida (5/19/22)

#34 James Hicks

Season High.....**Career High**
 5.0 vs. Queens (2/22/23).....Innings..... 5.0 vs. Queens (2/22/23)
 2 vs. Queens (2/22/23)..... Hits..... 9, vs. UNCG (2/19/22)
 Runs..... 4, vs. UNCG (2/19/22)
 Earned Runs..... 4, vs. UNCG (2/19/22)
 2 vs. Queens (2/22/23).....Walks..... 2 vs. Queens (2/22/23)
 2 vs. UML (2/17/23).....Strikeouts..... 5, vs. UNCG (2/19/22)

#36 Cade Austin

Season High.....**Career High**
 1.1 vs. UML (2/19/23).....Innings..... 4.0 vs. Winthrop (2/22/22)
 Hits..... 7, at Texas A&M (5/7/22)
 Runs..... 6 vs. UNCG (2/18/22)
 Earned Runs..... 6 vs. UNCG (2/18/22)
 Walks..... 3 vs. UNCG (2/18/22)
 2 vs. UML (2/19/23).....Strikeouts..... 5 at Tennessee (3/19/22)

#37 Chris Veach

Season High.....**Career High**
 1.0 vs. UML (2/18/23).....Innings..... 4.0, at Auburn (2/21/21)
 Hits..... 4, vs. Indiana St. (6/5/21)
 Runs..... 4, at Longwood (4/17/21)
 Earned Runs..... 3, at Longwood (4/17/21)
 Walks... 2, 5x, last vs. G-Webb (5/28/21)
 2 vs. UML (2/18/23).....Strikeouts..... 4, vs. Chas. So. (3/27/21)

#40 Wesley Sweatt

Season High.....**Career High**
 1.0 vs. UML (2/17/23).....Innings..... 5.0, vs. Georgia (3/15/19)
 1 vs. UML (2/17/23)..... Hits..... 10, at Tennessee (3/22/19)
 1 vs. UML (2/17/23).....Runs..... 8, at Tennessee (3/22/19)
 1 vs. UML (2/17/23).....Earned Runs..... 6, at Tennessee (3/22/19)
 1 vs. UML (2/17/23).....Walks..... 3, vs. Furman (5/8/19)
Strikeouts..... 4, 2x, last vs. Xavier (3/8/22)

#41 Zach Zedalis

Season/Career High.....
 1.0 vs. Winthrop (2/21/23).....Innings
 Hits
Runs
Earned Runs
Walks
 1 vs. Winthrop (2/21/23).....Strikeouts

#44 Trey Wheeler

Season/Career High.....
 0.2 vs. UML (2/18/23).....Innings
 Hits
Runs
Earned Runs
Walks
Strikeouts

#45 Nick Proctor

Season High.....**Career High**
 1.1 vs. Winthrop (2/21/23).....Innings..... 4.1, vs. Pacific (2/19/21)
 Hits..... 5, 2x, last vs. St. Mary's (3/7/21)
 Runs..... 7, at San Fran. (2/27/21)
 Earned Runs..... 7, at San Fran. (2/27/21)
 Walks..... 3, at San Fran. (2/27/21)
 1 vs. UML (2/19/23).....Strikeouts.. 6, 2x, last vs. Ore. St. (5/26/22)

#47 Connor McCreery

Season/Career High.....
Innings
 Hits
Runs
Earned Runs
Walks
Strikeouts

SOUTH CAROLINA LINEUPS BY POSITION

| GAME (No./time) | C | 1B | 2B | SS | 3B | LF | CF | RF | DH |
|-----------------|---------|-------|----------|--------|--------|---------|-------|--------|---------|
| 2-17 UML (1/1) | Messina | Casas | McGillis | Wimmer | LeCroy | Denny | Stone | Brewer | Hornung |
| 2-18 UML (1/2) | Messina | Casas | McGillis | Wimmer | LeCroy | Denny | Stone | Brewer | Hornung |
| 2-19 UML (2/1) | Messina | Casas | McGillis | Wimmer | LeCroy | Hornung | Stone | Denny | Petry |
| 2-21 WIN (3/1) | Messina | Casas | McGillis | Wimmer | LeCroy | Denny | Stone | Petry | Hornung |
| 2-22 QUE (4/1) | LeCroy | Casas | McGillis | Wimmer | Petry | Hornung | Stone | Denny | Messina |
| 2-24 PENN | | | | | | | | | |
| 2-25 PENN | | | | | | | | | |
| 2-26 PENN | | | | | | | | | |
| 2-28 NCAT | | | | | | | | | |
| 3-3 CLEM | | | | | | | | | |
| 3-4 CLEM | | | | | | | | | |
| 3-5 CLEM | | | | | | | | | |
| 3-7 CIT | | | | | | | | | |
| 3-8 UPST | | | | | | | | | |
| 3-10 BCU | | | | | | | | | |
| 3-11 BCU | | | | | | | | | |
| 3-12 BCU | | | | | | | | | |
| 3-14 PC | | | | | | | | | |
| 3-17 GA | | | | | | | | | |
| 3-18 GA | | | | | | | | | |
| 3-19 GA | | | | | | | | | |
| 3-21 CHAR | | | | | | | | | |
| 3-24 MIZ | | | | | | | | | |
| 3-25 MIZ | | | | | | | | | |
| 3-26 MIZ | | | | | | | | | |
| 3-28 CIT | | | | | | | | | |
| 3-30 MSST | | | | | | | | | |
| 3-31 MSST | | | | | | | | | |
| 4-1 MSST | | | | | | | | | |
| 4-4 UNC | | | | | | | | | |
| 4-6 LSU | | | | | | | | | |
| 4-7 LSU | | | | | | | | | |
| 4-8 LSU | | | | | | | | | |
| 4-11 UPST | | | | | | | | | |
| 4-14 VAN | | | | | | | | | |
| 4-15 VAN | | | | | | | | | |
| 4-16 VAN | | | | | | | | | |
| 4-18 CSU | | | | | | | | | |
| 4-20 FLA | | | | | | | | | |
| 4-21 FLA | | | | | | | | | |
| 4-22 FLA | | | | | | | | | |
| 4-28 AUB | | | | | | | | | |
| 4-29 AUB | | | | | | | | | |
| 4-30 AUB | | | | | | | | | |
| 5-2 WIN | | | | | | | | | |
| 5-5 UK | | | | | | | | | |
| 5-6 UK | | | | | | | | | |
| 5-7 UK | | | | | | | | | |
| 5-9 UNF | | | | | | | | | |
| 5-12 ARK | | | | | | | | | |
| 5-13 ARK | | | | | | | | | |
| 5-14 ARK | | | | | | | | | |
| 5-16 CHAR | | | | | | | | | |
| 5-18 TENN | | | | | | | | | |
| 5-19 TENN | | | | | | | | | |
| 5-20 TENN | | | | | | | | | |

SOUTH CAROLINA LINEUPS BY BATTING ORDER

| GAME (No./time) | 1 | 2 | 3 | 4 | 5 | 6 | 7 | 8 | 9 |
|-----------------|---------|--------|-------|---------|--------|-------|----------|--------|-------|
| 2-17 UML (1/1) | Hornung | Wimmer | Denny | Messina | LeCroy | Casas | McGillis | Brewer | Stone |
| 2-18 UML (1/2) | Hornung | Wimmer | Denny | Messina | LeCroy | Casas | McGillis | Brewer | Stone |
| 2-19 UML (2/1) | Hornung | Wimmer | Denny | Messina | LeCroy | Casas | McGillis | Petry | Stone |
| 2-21 WIN (2/2) | Hornung | Wimmer | Denny | Messina | LeCroy | Casas | McGillis | Petry | Stone |
| 2-22 QUE (3/2) | Hornung | Wimmer | Denny | Messina | LeCroy | Casas | McGillis | Petry | Stone |
| 2-24 PENN | | | | | | | | | |
| 2-25 PENN | | | | | | | | | |
| 2-26 PENN | | | | | | | | | |
| 2-28 NCAT | | | | | | | | | |
| 3-3 CLEM | | | | | | | | | |
| 3-4 CLEM | | | | | | | | | |
| 3-5 CLEM | | | | | | | | | |
| 3-7 CIT | | | | | | | | | |
| 3-8 UPST | | | | | | | | | |
| 3-10 BCU | | | | | | | | | |
| 3-11 BCU | | | | | | | | | |
| 3-12 BCU | | | | | | | | | |
| 3-14 PC | | | | | | | | | |
| 3-17 GA | | | | | | | | | |
| 3-18 GA | | | | | | | | | |
| 3-19 GA | | | | | | | | | |
| 3-21 CHAR | | | | | | | | | |
| 3-24 MIZ | | | | | | | | | |
| 3-25 MIZ | | | | | | | | | |
| 3-26 MIZ | | | | | | | | | |
| 3-28 CIT | | | | | | | | | |
| 3-30 MSST | | | | | | | | | |
| 3-31 MSST | | | | | | | | | |
| 4-1 MSST | | | | | | | | | |
| 4-4 UNC | | | | | | | | | |
| 4-6 LSU | | | | | | | | | |
| 4-7 LSU | | | | | | | | | |
| 4-8 LSU | | | | | | | | | |
| 4-11 UPST | | | | | | | | | |
| 4-14 VAN | | | | | | | | | |
| 4-15 VAN | | | | | | | | | |
| 4-16 VAN | | | | | | | | | |
| 4-18 CSU | | | | | | | | | |
| 4-20 FLA | | | | | | | | | |
| 4-21 FLA | | | | | | | | | |
| 4-22 FLA | | | | | | | | | |
| 4-28 AUB | | | | | | | | | |
| 4-29 AUB | | | | | | | | | |
| 4-30 AUB | | | | | | | | | |
| 5-2 WIN | | | | | | | | | |
| 5-5 UK | | | | | | | | | |
| 5-6 UK | | | | | | | | | |
| 5-7 UK | | | | | | | | | |
| 5-9 UNF | | | | | | | | | |
| 5-12 ARK | | | | | | | | | |
| 5-13 ARK | | | | | | | | | |
| 5-14 ARK | | | | | | | | | |
| 5-16 CHAR | | | | | | | | | |
| 5-18 TENN | | | | | | | | | |
| 5-19 TENN | | | | | | | | | |
| 5-20 TENN | | | | | | | | | |

SOUTH CAROLINA PITCHERS BY THE NUMBERS

#36 Cade Austin - R-So. RHP

2022 SEASON

| Date | Opponent | GS | IP | H | R | ER | BB | SO | W-L | SV |
|---------|----------------|----|-----|---|---|----|----|----|-----|----|
| 2-18-22 | UNCG | | 1.2 | 5 | 6 | 6 | 3 | 1 | 0-0 | 0 |
| 2-22-22 | Winthrop | * | 4.0 | 4 | 1 | 1 | 1 | 3 | 1-0 | 0 |
| 2-26-22 | G. Washington | * | 2.0 | 2 | 0 | 0 | 1 | 2 | 1-0 | 0 |
| 3-5-22 | Clemson | | 2.0 | 5 | 3 | 1 | 0 | 2 | 1-0 | 0 |
| 3-8-22 | Xavier | | 1.0 | 1 | 1 | 0 | 2 | 0 | 1-0 | 0 |
| 3-12-22 | Texas | | 1.2 | 0 | 0 | 0 | 1 | 1 | 1-0 | 0 |
| 3-15-22 | Gardner-Webb | | 2.0 | 1 | 0 | 0 | 0 | 4 | 1-0 | 0 |
| 3-19-22 | Tennessee | | 3.1 | 0 | 0 | 0 | 1 | 5 | 1-0 | 0 |
| 3-22-22 | The Citadel | | 2.0 | 0 | 0 | 0 | 0 | 1 | 1-0 | 0 |
| 3-25-22 | Vanderbilt | | 2.0 | 3 | 0 | 0 | 0 | 3 | 1-0 | 0 |
| 3-26-22 | Vanderbilt | | 2.0 | 4 | 1 | 1 | 0 | 0 | 1-0 | 1 |
| 4-1-22 | Missouri | | 2.0 | 2 | 0 | 0 | 0 | 1 | 1-0 | 2 |
| 4-2-22 | Missouri | | 0.2 | 1 | 1 | 1 | 0 | 2 | 1-0 | 2 |
| 4-6-22 | North Carolina | | 0.1 | 0 | 0 | 0 | 0 | 1 | 1-0 | 2 |
| 4-8-22 | Georgia | | 2.0 | 3 | 2 | 2 | 2 | 2 | 1-1 | 2 |
| 4-10-22 | Georgia | | 1.1 | 2 | 1 | 1 | 0 | 0 | 1-1 | 2 |
| 4-16-22 | Ole Miss | | 1.0 | 1 | 0 | 0 | 0 | 2 | 2-1 | 2 |
| 4-20-22 | Winthrop | | 2.0 | 0 | 0 | 0 | 1 | 1 | 3-1 | 2 |
| 4-24-22 | Auburn | | 3.0 | 2 | 0 | 0 | 2 | 4 | 3-1 | 2 |
| 4-28-22 | Alabama | | 3.0 | 1 | 2 | 0 | 2 | 3 | 4-1 | 2 |
| 4-30-22 | Alabama | | 1.0 | 1 | 0 | 0 | 0 | 2 | 4-1 | 2 |
| 5-4-22 | N.C. A&T | | 1.0 | 1 | 0 | 0 | 0 | 3 | 4-1 | 2 |
| 5-7-22 | Texas A&M | | 2.1 | 7 | 5 | 5 | 0 | 3 | 4-1 | 2 |
| 5-8-22 | Texas A&M | | 2.0 | 1 | 0 | 0 | 0 | 2 | 4-1 | 2 |
| 5-13-22 | Kentucky | | 3.0 | 1 | 0 | 0 | 1 | 2 | 4-1 | 2 |
| 5-21-22 | Florida | | 3.0 | 2 | 1 | 0 | 2 | 1 | 5-1 | 2 |
| 5-24-22 | Florida | | 2.2 | 2 | 1 | 1 | 0 | 4 | 5-2 | 2 |

2023 SEASON

| Date | Opponent | GS | IP | H | R | ER | BB | SO | W-L | S |
|---------|--------------|----|-----|---|---|----|----|----|-----|---|
| 2-19-23 | UMass Lowell | | 1.1 | 0 | 0 | 0 | 0 | 2 | 0-0 | 0 |

#29 Matthew Becker - So. LHP

2022 SEASON

| Date | Opponent | GS | IP | H | R | ER | BB | SO | W-L | SV |
|---------|---------------|----|-----|---|---|----|----|----|-----|----|
| 2-19-22 | UNCG | | 1.0 | 2 | 1 | 1 | 2 | 2 | 0-0 | 0 |
| 2-26-22 | G. Washington | | 2.0 | 2 | 0 | 0 | 1 | 5 | 0-0 | 0 |
| 3-5-22 | Clemson | | 2.0 | 0 | 0 | 0 | 1 | 3 | 0-0 | 0 |
| 3-8-22 | Xavier | | 1.0 | 2 | 2 | 1 | 0 | 2 | 0-0 | 0 |
| 3-13-22 | Texas | * | 6.0 | 1 | 1 | 1 | 3 | 11 | 1-0 | 0 |
| 3-20-22 | Tennessee | * | 5.0 | 2 | 2 | 2 | 1 | 7 | 1-1 | 0 |
| 3-26-22 | Vanderbilt | * | 4.2 | 7 | 5 | 4 | 6 | 4 | 1-1 | 0 |
| 4-3-22 | Missouri | * | 4.1 | 3 | 3 | 3 | 5 | 5 | 1-2 | 0 |
| 4-9-22 | Georgia | | 2.2 | 3 | 3 | 3 | 0 | 5 | 1-2 | 1 |
| 4-12-22 | North Florida | | 2.0 | 2 | 0 | 0 | 0 | 3 | 1-2 | 2 |
| 4-15-22 | Ole Miss | | 1.1 | 0 | 0 | 0 | 0 | 3 | 1-2 | 3 |
| 4-16-22 | Ole Miss | | 1.2 | 5 | 4 | 4 | 1 | 3 | 1-2 | 3 |
| 4-20-22 | Winthrop | | 1.0 | 0 | 0 | 0 | 0 | 3 | 1-2 | 4 |
| 4-23-22 | Auburn | | 1.0 | 5 | 2 | 2 | 1 | 1 | 1-3 | 4 |
| 4-29-22 | Alabama | | 2.0 | 2 | 1 | 1 | 1 | 2 | 2-3 | 4 |
| 4-30-22 | Alabama | | 1.0 | 0 | 0 | 0 | 0 | 1 | 2-3 | 4 |
| 5-7-22 | Texas A&M | | 1.2 | 3 | 3 | 3 | 2 | 1 | 2-4 | 4 |
| 5-8-22 | Texas A&M | | 1.0 | 2 | 0 | 0 | 1 | 1 | 2-4 | 4 |
| 5-15-22 | Kentucky | | 1.0 | 2 | 3 | 3 | 2 | 1 | 2-4 | 4 |
| 5-17-22 | Charlotte | | 4.0 | 0 | 0 | 0 | 3 | 4 | 2-4 | 4 |
| 5-21-22 | Florida | | 2.0 | 1 | 0 | 0 | 2 | 1 | 2-4 | 4 |

2023 SEASON

| Date | Opponent | GS | IP | H | R | ER | BB | SO | W-L | SV |
|---------|----------|----|-----|---|---|----|----|----|-----|----|
| 2-22-23 | Queens | | 2.0 | 0 | 0 | 0 | 1 | 2 | 0-0 | 0 |

#16 Dylan Eskew - Jr. RHP

2023 SEASON

| Date | Opponent | GS | IP | H | R | ER | BB | SO | W-L | SV |
|---------|--------------|----|-----|---|---|----|----|----|-----|----|
| 2-19-23 | UMass Lowell | | 1.0 | 1 | 1 | 1 | 1 | 0 | 0-0 | 0 |
| 2-22-23 | Queens | | 1.0 | 0 | 0 | 0 | 2 | 0 | 0-0 | 0 |

#33 Noah Hall - Sr. RHP

2022 SEASON

| Date | Opponent | GS | IP | H | R | ER | BB | SO | W-L | SV |
|---------|---------------|----|-----|----|---|----|----|----|-----|----|
| 2-18-22 | UNCG | | 2.0 | 1 | 0 | 0 | 1 | 3 | 0-0 | 0 |
| 2-20-22 | UNCG | | 2.0 | 2 | 1 | 1 | 1 | 2 | 0-0 | 0 |
| 2-26-22 | G. Washington | | 2.1 | 7 | 4 | 4 | 1 | 4 | 0-0 | 0 |
| 3-5-22 | Clemson | * | 3.1 | 3 | 3 | 3 | 2 | 3 | 0-1 | 0 |
| 3-12-22 | Texas | * | 4.2 | 10 | 7 | 7 | 4 | 6 | 0-2 | 0 |
| 3-18-22 | Tennessee | * | 5.2 | 8 | 4 | 4 | 2 | 5 | 0-3 | 0 |
| 3-24-22 | Vanderbilt | * | 6.0 | 4 | 4 | 3 | 5 | 6 | 0-4 | 0 |
| 4-1-22 | Missouri | * | 7.0 | 3 | 1 | 1 | 0 | 4 | 1-4 | 0 |
| 4-8-22 | Georgia | * | 7.0 | 7 | 1 | 1 | 2 | 10 | 1-4 | 0 |

| | | | | | | | | | | |
|---------|-----------|---|-----|---|---|---|---|---|-----|---|
| 4-15-22 | Ole Miss | * | 7.2 | 6 | 2 | 2 | 0 | 5 | 2-4 | 0 |
| 4-23-22 | Auburn | * | 6.1 | 9 | 6 | 5 | 2 | 5 | 2-4 | 0 |
| 4-29-22 | Alabama | * | 7.0 | 3 | 0 | 0 | 4 | 8 | 2-4 | 0 |
| 5-7-22 | Texas A&M | * | 4.2 | 6 | 5 | 5 | 2 | 5 | 2-4 | 0 |
| 5-14-22 | Kentucky | * | 8.0 | 2 | 0 | 0 | 3 | 8 | 3-4 | 0 |
| 5-20-22 | Florida | * | 3.0 | 4 | 3 | 1 | 2 | 4 | 3-5 | 0 |

2023 SEASON

| Date | Opponent | GS | IP | H | R | ER | BB | SO | W-L | S |
|---------|--------------|----|-----|---|---|----|----|----|-----|---|
| 2-18-23 | UMass Lowell | * | 4.1 | 2 | 1 | 1 | 1 | 4 | 1-0 | 0 |

#34 James Hicks - R-Jr. RHP

2022 SEASON

| Date | Opponent | GS | IP | H | R | ER | BB | SO | W-L | SV |
|---------|---------------|----|-----|---|---|----|----|----|-----|----|
| 2-19-22 | UNCG | * | 4.1 | 9 | 4 | 4 | 0 | 5 | 0-1 | 0 |
| 2-26-22 | G. Washington | * | 2.2 | 1 | 0 | 0 | 1 | 2 | 0-1 | 0 |

2023 SEASON

| Date | Opponent | GS | IP | H | R | ER | BB | SO | W-L | S |
|---------|--------------|----|-----|---|---|----|----|----|-----|---|
| 2-17-23 | UMass Lowell | | 2.0 | 0 | 0 | 0 | 0 | 2 | 1-0 | 0 |
| 2-22-23 | Queens | * | 5.0 | 2 | 0 | 0 | 2 | 5 | 2-0 | 0 |

#18 Eli Jerzembeck - Fr. RHP

2023 SEASON

| Date | Opponent | GS | IP | H | R | ER | BB | SO | W-L | SV |
|---------|----------|----|-----|---|---|----|----|----|-----|----|
| 2-21-23 | Winthrop | * | 4.0 | 4 | 1 | 1 | 0 | 4 | 0-0 | 0 |

#14 Eli Jones - So. RHP

2022 SEASON

| Date | Opponent | GS | IP | H | R | ER | BB | SO | W-L | SV |
|---------|----------------|----|-----|---|---|----|----|----|-----|----|
| 3-29-22 | Presbyterian | * | 1.0 | 5 | 3 | 3 | 0 | 1 | 0-0 | 0 |
| 4-6-22 | North Carolina | * | 2.0 | 2 | 0 | 0 | 0 | 0 | 0-0 | 0 |
| 4-12-22 | North Florida | * | 2.2 | 0 | 0 | 0 | 0 | 3 | 0-0 | 0 |
| 4-20-22 | Winthrop | * | 2.0 | 4 | 1 | 1 | 1 | 1 | 0-0 | 0 |
| 5-4-22 | N.C. A&T | * | 3.2 | 3 | 0 | 0 | 0 | 3 | 1-0 | 0 |
| 5-10-22 | USC Upstate | * | 1.1 | 3 | 4 | 4 | 2 | 2 | 1-1 | 0 |

2023 SEASON

| Date | Opponent | GS | IP | H | R | ER | BB | SO | W-L | SV |
|---------|----------|----|-----|---|---|----|----|----|-----|----|
| 2-21-23 | Winthrop | | 2.2 | 4 | 2 | 1 | 1 | 4 | 1-0 | 0 |

#23 Jack Mahoney - Jr. RHP

2021 SEASON

| Date | Opponent | GS | IP | H | R | ER | BB | SO | W-L | SV |
|---------|----------------|----|-----|---|---|----|----|----|-----|----|
| 2-19-21 | Dayton | | 1.0 | 0 | 0 | 0 | 0 | 1 | 0-0 | 0 |
| 2-23-21 | Winthrop | | 1.2 | 1 | 1 | 0 | 0 | 4 | 0-0 | 0 |
| 2-28-21 | Clemson | | 1.2 | 2 | 1 | 1 | 0 | 1 | 0-0 | 0 |
| 3-5-21 | Mercer | | 1.0 | 0 | 0 | 0 | 0 | 1 | 0-0 | 0 |
| 3-7-21 | Mercer | | 2.1 | 1 | 0 | 0 | 0 | 4 | 0-0 | 0 |
| 3-12-21 | Texas | | 1.0 | 1 | 0 | 0 | 1 | 3 | 0-0 | 0 |
| 3-13-21 | Texas | | 1.2 | 1 | 0 | 0 | 1 | 1 | 0-0 | 0 |
| 3-19-21 | Vanderbilt | | 0.2 | 0 | 0 | 0 | 1 | 0 | 0-0 | 0 |
| 3-26-21 | Florida | | 1.0 | 1 | 1 | 1 | 2 | 1 | 0-0 | 0 |
| 3-30-21 | Gardner-Webb | * | 4.0 | 5 | 1 | 1 | 0 | 6 | 1-0 | 0 |
| 4-6-21 | North Carolina | * | 4.0 | 6 | 1 | 1 | 0 | 4 | 1-0 | 0 |
| 4-13-21 | Charleston So. | * | 5.0 | 7 | 0 | 0 | 1 | 7 | 2-0 | 0 |
| 4-27-21 | The Citadel | * | 7.2 | 5 | 0 | 0 | 1 | 6 | 3-0 | 0 |
| 5-5-21 | UNF | * | 0.2 | 3 | 2 | 2 | 1 | 0 | 3-0 | 0 |

2023 SEASON

| Date | Opponent | GS | IP | H | R | ER | BB | SO | W-L | S |
|---------|--------------|----|-----|---|---|----|----|----|-----|---|
| 2-19-23 | UMass Lowell | * | 5.2 | 5 | 0 | 0 | 0 | 9 | 1-0 | 0 |

#4 Jackson Phipps - R-So. LHP

2021 SEASON

| Date | Opponent | GS | IP | H | R | ER | BB | SO | W-L | S |
|---------|----------------|----|-----|---|---|----|----|----|-----|---|
| 2-19-21 | Dayton | | 1.0 | 1 | 0 | 0 | 0 | 0 | 0-0 | 0 |
| 2-23-21 | Winthrop | | 0.2 | 3 | 1 | 1 | 0 | 1 | 0-0 | 0 |
| 2-28-21 | Clemson | | 0.1 | 0 | 0 | 0 | 0 | 1 | 0-0 | 0 |
| 3-6-21 | Mercer | | 1.0 | 1 | 0 | 0 | 0 | 0 | 0-0 | 0 |
| 3-10-21 | The Citadel | | 0.2 | 1 | 0 | 0 | 0 | 1 | 0-0 | 0 |
| 3-13-21 | Texas | | 0.1 | 0 | 1 | 1 | 1 | 0 | 0-0 | 0 |
| 3-17-21 | Davidson | | 1.1 | 3 | 3 | 3 | 1 | 3 | 0-0 | 0 |
| 3-30-21 | Gardner-Webb | | 2.0 | 2 | 1 | 1 | 0 | 5 | 0-0 | 0 |
| 4-9-21 | Missouri | | 1.1 | 0 | 0 | 0 | 1 | 1 | 0-0 | 0 |
| 4-13-21 | Charleston So. | | 1.0 | 0 | 0 | 0 | 0 | 1 | 0-0 | 0 |
| 4-15-21 | LSU | | 1.0 | 1 | 1 | 1 | 0 | 1 | 0-0 | 0 |
| 4-27-21 | The Citadel | | 1.1 | 3 | 5 | 5 | 1 | 2 | 0-0 | 0 |

2023 SEASON

| Date | Opponent | GS | IP | H | R | ER | BB | SO | W-L | S |
|------|----------|----|----|---|---|----|----|----|-----|---|
|------|----------|----|----|---|---|----|----|----|-----|---|

2-18-23 UMass Lowell 1.0 0 0 0 0 2 0-0 0

#45 Nick Proctor - Gr. RHP

2021 SEASON

| Date | Opponent | GS | IP | H | R | ER | BB | SO | W-L | S |
|---------|--------------|-----|----|---|---|----|----|----|-----|---|
| 2-19-23 | UMass Lowell | 1.0 | 0 | 0 | 0 | 0 | 0 | 1 | 0-0 | 0 |
| 2-21-23 | Winthrop | 1.1 | 0 | 0 | 0 | 0 | 0 | 0 | 0-0 | 0 |

#32 Will Sanders -Jr. RHP

2021 SEASON

| Date | Opponent | GS | IP | H | R | ER | BB | SO | W-L | S |
|---------|-------------|-------|----|---|---|----|----|----|-----|---|
| 2-20-21 | Dayton | 1.0 | 0 | 0 | 0 | 0 | 0 | 0 | 0-0 | 0 |
| 2-23-21 | Winthrop | * 2.2 | 2 | 0 | 0 | 0 | 0 | 6 | 0-0 | 0 |
| 2-27-21 | Clemson | 1.0 | 0 | 0 | 0 | 0 | 0 | 0 | 1-0 | 0 |
| 2-28-21 | Clemson | 0.2 | 0 | 0 | 0 | 0 | 0 | 0 | 2-0 | 0 |
| 3-6-21 | Mercer | 2.0 | 1 | 0 | 0 | 0 | 0 | 3 | 2-0 | 0 |
| 3-10-21 | The Citadel | 1.1 | 2 | 0 | 0 | 0 | 0 | 0 | 2-0 | 0 |
| 3-12-21 | Texas | 0.0 | 2 | 3 | 3 | 1 | 0 | 0 | 2-1 | 0 |
| 3-14-21 | Texas | 1.0 | 2 | 0 | 0 | 0 | 0 | 0 | 2-1 | 0 |
| 3-17-21 | Davidson | * 1.0 | 0 | 0 | 0 | 0 | 1 | 1 | 2-1 | 0 |
| 3-20-21 | Vanderbilt | 0.2 | 2 | 0 | 0 | 1 | 0 | 0 | 2-1 | 0 |
| 3-23-21 | The Citadel | * 5.0 | 1 | 1 | 1 | 1 | 1 | 10 | 3-1 | 0 |
| 3-28-21 | Florida | * 4.0 | 2 | 3 | 2 | 1 | 6 | 4 | 4-1 | 0 |
| 4-4-21 | Georgia | * 8.0 | 8 | 1 | 1 | 0 | 4 | 5 | 5-1 | 0 |
| 4-11-21 | Missouri | * 4.0 | 4 | 2 | 2 | 0 | 6 | 5 | 5-1 | 0 |
| 4-17-21 | LSU | * 6.0 | 5 | 0 | 0 | 1 | 4 | 6 | 6-1 | 0 |
| 4-23-21 | Arkansas | * 5.0 | 6 | 4 | 4 | 1 | 3 | 6 | 6-2 | 0 |
| 5-1-21 | Ole Miss | * 2.0 | 5 | 4 | 4 | 1 | 2 | 6 | 6-2 | 0 |
| 5-8-21 | Miss. State | * 2.1 | 6 | 5 | 4 | 1 | 3 | 6 | 6-3 | 0 |
| 5-16-21 | Kentucky | 1.0 | 0 | 0 | 0 | 0 | 0 | 0 | 6-3 | 0 |
| 5-18-21 | App State | 1.0 | 0 | 0 | 0 | 0 | 1 | 6 | 6-3 | 1 |
| 5-22-21 | Tennessee | 2.1 | 1 | 0 | 0 | 2 | 2 | 6 | 6-3 | 1 |
| 6-5-21 | ODU | 1.1 | 0 | 0 | 0 | 0 | 3 | 6 | 6-3 | 1 |

2022 SEASON

| Date | Opponent | GS | IP | H | R | ER | BB | SO | W-L | S |
|---------|---------------|-------|----|---|---|----|----|----|-----|---|
| 2-18-22 | UNCG | * 5.0 | 3 | 1 | 1 | 0 | 3 | 3 | 1-0 | 0 |
| 2-25-22 | G. Washington | * 7.0 | 6 | 3 | 3 | 0 | 5 | 2 | 2-0 | 0 |
| 3-4-22 | Clemson | * 7.0 | 6 | 1 | 1 | 5 | 14 | 2 | 2-0 | 0 |
| 3-13-22 | Texas | * 6.0 | 4 | 2 | 2 | 3 | 6 | 3 | 3-0 | 0 |
| 3-19-22 | Tennessee | * 4.2 | 9 | 5 | 5 | 3 | 4 | 3 | 3-1 | 0 |
| 3-25-22 | Vanderbilt | * 7.0 | 6 | 2 | 2 | 2 | 11 | 4 | 4-1 | 0 |
| 4-2-22 | Missouri | * 7.0 | 7 | 2 | 2 | 0 | 4 | 4 | 4-1 | 0 |
| 4-9-22 | Georgia | * 6.1 | 5 | 4 | 3 | 3 | 9 | 5 | 5-1 | 0 |
| 4-16-22 | Ole Miss | * 6.1 | 7 | 4 | 3 | 1 | 4 | 5 | 5-1 | 0 |
| 4-24-22 | Auburn | * 5.0 | 7 | 2 | 2 | 3 | 3 | 5 | 5-2 | 0 |
| 4-30-22 | Alabama | * 7.0 | 7 | 5 | 5 | 2 | 8 | 6 | 6-2 | 0 |
| 5-8-22 | Texas A&M | * 6.0 | 6 | 4 | 3 | 3 | 3 | 7 | 7-2 | 0 |
| 5-15-22 | Kentucky | * 7.0 | 7 | 4 | 2 | 1 | 4 | 7 | 7-3 | 0 |
| 5-21-22 | Florida | * 1.0 | 0 | 0 | 0 | 2 | 3 | 7 | 7-3 | 0 |
| 5-24-22 | Florida | * 7.0 | 4 | 1 | 0 | 3 | 10 | 7 | 7-3 | 0 |

2023 SEASON

| Date | Opponent | GS | IP | H | R | ER | BB | SO | W-L | S |
|---------|--------------|-------|----|---|---|----|----|----|-----|---|
| 2-17-23 | UMass Lowell | * 4.0 | 3 | 2 | 2 | 1 | 3 | 3 | 0-0 | 0 |

#40 Wesley Sweatt - R-Sr. LHP

2019 SEASON

| Date | Opponent | GS | IP | H | R | ER | BB | SO | W-L | S |
|---------|----------------|-------|----|---|---|----|----|----|-----|---|
| 2-22-19 | Utah Valley | 2.0 | 1 | 0 | 0 | 0 | 2 | 2 | 0-0 | 0 |
| 2-24-19 | Utah Valley | 1.0 | 0 | 0 | 0 | 0 | 1 | 0 | 0-0 | 0 |
| 2-26-19 | App State | 2.0 | 0 | 0 | 0 | 0 | 1 | 0 | 0-0 | 0 |
| 3-1-19 | Clemson | 1.2 | 3 | 1 | 1 | 1 | 1 | 1 | 1-0 | 0 |
| 3-8-19 | Valpo | * 4.0 | 3 | 1 | 1 | 2 | 3 | 3 | 1-0 | 0 |
| 3-15-19 | Georgia | * 5.0 | 5 | 5 | 4 | 0 | 1 | 1 | 1-1 | 0 |
| 3-22-19 | Tennessee | * 3.1 | 10 | 8 | 6 | 2 | 0 | 1 | 2-0 | 0 |
| 3-26-19 | N.C. A&T | 3.1 | 1 | 0 | 0 | 0 | 2 | 1 | 1-2 | 0 |
| 3-29-19 | Auburn | 1.0 | 1 | 0 | 0 | 0 | 0 | 1 | 1-2 | 0 |
| 4-2-19 | N.C. State | 2.0 | 3 | 0 | 0 | 0 | 2 | 2 | 2-2 | 0 |
| 4-5-19 | Alabama | 1.2 | 1 | 0 | 0 | 0 | 0 | 2 | 2-2 | 0 |
| 4-9-19 | Charlotte | 1.0 | 1 | 1 | 1 | 1 | 1 | 1 | 2-2 | 1 |
| 4-12-19 | Florida | 0.2 | 1 | 0 | 0 | 1 | 0 | 2 | 2-2 | 1 |
| 4-13-19 | Florida | 1.2 | 3 | 3 | 3 | 2 | 3 | 2 | 2-3 | 1 |
| 4-23-19 | Charleston So. | 1.0 | 1 | 0 | 0 | 0 | 1 | 2 | 2-3 | 1 |
| 4-26-19 | Missouri | 0.1 | 2 | 0 | 0 | 0 | 1 | 2 | 2-3 | 1 |
| 4-27-19 | Missouri | 0.0 | 1 | 2 | 0 | 0 | 0 | 2 | 2-3 | 1 |
| 5-8-19 | Furman | * 4.0 | 2 | 2 | 2 | 3 | 4 | 2 | 2-3 | 1 |
| 5-12-19 | Kentucky | 2.1 | 2 | 0 | 0 | 0 | 2 | 2 | 2-3 | 1 |
| 5-14-19 | USC Upstate | 1.0 | 0 | 0 | 0 | 0 | 1 | 2 | 2-3 | 1 |
| 5-17-19 | Miss. State | 0.2 | 0 | 0 | 0 | 0 | 2 | 2 | 2-3 | 1 |
| 5-18-19 | Miss. State | 0.2 | 4 | 3 | 3 | 0 | 0 | 2 | 2-3 | 1 |
| 5-21-19 | LSU | 3.1 | 2 | 0 | 0 | 0 | 3 | 2 | 2-3 | 1 |

2021 SEASON

2 NCAA Championships, 3 SEC Championships, 7 SEC East Titles, 31 NCAA Appearances

| Date | Opponent | GS | IP | H | R | ER | BB | SO | W-L | S |
|---------|----------------|-----|----|---|---|----|----|----|-----|---|
| 3-10-21 | The Citadel | 0.2 | 3 | 2 | 2 | 0 | 0 | 0 | 0-0 | 0 |
| 3-14-21 | Texas | 1.0 | 0 | 0 | 0 | 0 | 0 | 0 | 0-0 | 0 |
| 3-17-21 | Davidson | 1.0 | 0 | 0 | 0 | 0 | 2 | 0 | 0-0 | 0 |
| 3-23-21 | The Citadel | 0.2 | 3 | 2 | 2 | 0 | 1 | 0 | 0-0 | 0 |
| 4-2-21 | Georgia | 0.1 | 0 | 0 | 0 | 0 | 1 | 0 | 0-0 | 0 |
| 4-9-21 | Missouri | 1.0 | 2 | 1 | 1 | 0 | 0 | 0 | 0-0 | 0 |
| 4-13-21 | Charleston So. | 1.0 | 1 | 0 | 0 | 0 | 0 | 0 | 0-0 | 0 |
| 4-22-21 | Arkansas | 0.0 | 3 | 1 | 1 | 0 | 0 | 0 | 0-0 | 0 |
| 5-8-21 | Miss. State | 1.2 | 0 | 0 | 0 | 0 | 1 | 0 | 0-0 | 0 |
| 5-11-21 | Clemson | 1.0 | 3 | 1 | 1 | 0 | 1 | 0 | 0-0 | 0 |

2022 SEASON

| Date | Opponent | GS | IP | H | R | ER | BB | SO | W-L | S |
|---------|---------------|-------|----|---|---|----|----|----|-----|---|
| 2-18-22 | UNCG | 0.1 | 0 | 0 | 0 | 0 | 0 | 0 | 0-0 | 1 |
| 2-20-22 | UNCG | 3.1 | 2 | 0 | 0 | 0 | 1 | 1 | 0-0 | 1 |
| 2-26-22 | G. Washington | 3.1 | 3 | 2 | 2 | 1 | 3 | 1 | 1-0 | 1 |
| 3-4-22 | Clemson | 1.0 | 1 | 1 | 1 | 0 | 0 | 0 | 1-0 | 1 |
| 3-6-22 | Clemson | 0.1 | 1 | 2 | 1 | 1 | 1 | 0 | 1-0 | 1 |
| 3-8-22 | Xavier | * 2.0 | 3 | 2 | 2 | 0 | 4 | 1 | 1-0 | 1 |
| 3-13-22 | Texas | 2.0 | 2 | 3 | 3 | 2 | 2 | 2 | 1-0 | 1 |

2023 SEASON

| Date | Opponent | GS | IP | H | R | ER | BB | SO | W-L | S |
|---------|--------------|-----|----|---|---|----|----|----|-----|---|
| 2-17-23 | UMass Lowell | 1.0 | 1 | 1 | 1 | 1 | 1 | 0 | 0-0 | 0 |

#30 Brett Thomas - Sr. RHP

2020 SEASON

| Date | Opponent | GS | IP | H | R | ER | BB | SO | W-L | S |
|---------|--------------|-----|----|---|---|----|----|----|-----|---|
| 2-22-20 | Northwestern | 1.0 | 0 | 0 | 0 | 0 | 0 | 1 | 0-0 | 0 |
| 2-28-20 | Clemson | 1.0 | 0 | 0 | 0 | 0 | 0 | 0 | 0-0 | 0 |
| 3-6-20 | Cornell | 1.0 | 0 | 0 | 0 | 0 | 0 | 2 | 0-0 | 0 |
| 3-8-20 | Cornell | 1.0 | 0 | 0 | 0 | 0 | 0 | 2 | 0-0 | 0 |

2021 SEASON

| Date | Opponent | GS | IP | H | R | ER | BB | SO | W-L | S |
|---------|----------|-----|----|---|---|----|----|----|-----|---|
| 3-2-21 | Winthrop | 1.0 | 0 | 0 | 0 | 0 | 3 | 3 | 0-0 | 0 |
| 3-13-21 | Texas | 0.2 | 0 | 0 | 0 | 0 | 1 | 2 | 0-0 | 0 |
| 3-17-21 | Davidson | 0.1 | 1 | 1 | 1 | 2 | 1 | 1 | 0-0 | 0 |
| 4-11-21 | Missouri | 1.0 | 0 | 0 | 0 | 0 | 0 | 1 | 0-0 | 0 |

2022 SEASON

| Date | Opponent | GS | IP | H | R | ER | BB | SO | W-L | S |
|---------|---------------|-------|----|---|---|----|----|----|-----|---|
| 3-22-22 | The Citadel | * 1.0 | 1 | 1 | 1 | 0 | 1 | 1 | 0-0 | 0 |
| 3-29-22 | Presbyterian | 1.0 | 1 | 0 | 0 | 1 | 1 | 1 | 0-0 | 0 |
| 4-3-22 | Missouri | 1.2 | 6 | 4 | 4 | 0 | 3 | 0 | 0-0 | 0 |
| 4-10-22 | Georgia | 2.0 | 0 | 0 | 0 | 3 | 4 | 0 | 0-0 | 0 |
| 4-12-22 | North Florida | 1.0 | 1 | 0 | 0 | 1 | 0 | 0 | 0-0 | 0 |
| 4-22-22 | Auburn | * 2.0 | 2 | 3 | 3 | 2 | 3 | 0 | 0-0 | 0 |
| 4-28-22 | Alabama | * 4.0 | 4 | 1 | 1 | 1 | 2 | 0 | 0-0 | 0 |
| 5-6-22 | Texas A&M | * 3.1 | 4 | 3 | 3 | 3 | 1 | 0 | 0-1 | 0 |
| 5-13-22 | Kentucky | * 4.0 | 3 | 2 | 1 | 3 | 5 | 1 | 1-1 | 0 |
| 5-19-22 | Florida | * 3.0 | 7 | 4 | 4 | 2 | 5 | 1 | 1-2 | 0 |

2023 SEASON

| Date | Opponent | GS | IP | H | R | ER | BB | SO | W-L | S |
|---------|--------------|-----|----|---|---|----|----|----|-----|---|
| 2-18-23 | UMass Lowell | 1.0 | 0 | 0 | 0 | 0 | 0 | 1 | 0-0 | 0 |

#37 Chris Veach - R-So. RHP

2023 SEASON

| Date | Opponent | GS | IP | H | R | ER | BB | SO | W-L | S |
|---------|--------------|----|----|---|---|----|----|----|-----|---|
| 2-18-23 | UMass Lowell | | | | | | | | | |

Record: 5-0 Home: 5-0 Away: 0-0 SEC: 0-0

| Player | avg | gp-gs | ab | r | h | 2b | 3b | hr | rbi | tb | slg% | bb | hp | so | gdp | ob% | sf | sh | sb-att | po | a | e | fld% | |
|--------------------|------|-------|-----|----|----|----|----|----|-----|-----|-------|----|----|----|-----|------|----|----|--------|-----|----|---|-------|--|
| 20 Ethan Petry | .615 | 5-3 | 13 | 5 | 8 | 0 | 0 | 3 | 6 | 17 | 1.308 | 1 | 1 | 1 | 0 | .625 | 1 | 0 | 0-0 | 4 | 1 | 0 | 1.000 | |
| 3 Braylen Wimmer | .526 | 5-5 | 19 | 11 | 10 | 1 | 0 | 3 | 12 | 20 | 1.053 | 3 | 0 | 4 | 0 | .591 | 0 | 1 | 0-0 | 5 | 8 | 0 | 1.000 | |
| 5 Talmadge LeCroy | .467 | 5-5 | 15 | 6 | 7 | 0 | 1 | 0 | 3 | 9 | .600 | 4 | 4 | 2 | 1 | .652 | 0 | 0 | 0-0 | 9 | 5 | 0 | 1.000 | |
| 11 Caleb Denny | .450 | 5-5 | 20 | 8 | 9 | 3 | 0 | 2 | 14 | 18 | .900 | 3 | 2 | 1 | 0 | .538 | 1 | 0 | 3-3 | 11 | 0 | 1 | .917 | |
| 19 Cole Messina | .421 | 5-5 | 19 | 8 | 8 | 0 | 1 | 3 | 13 | 19 | 1.000 | 2 | 3 | 3 | 0 | .520 | 1 | 0 | 0-0 | 33 | 0 | 0 | 1.000 | |
| 52 Gavin Casas | .316 | 5-5 | 19 | 7 | 6 | 1 | 0 | 4 | 9 | 19 | 1.000 | 2 | 0 | 4 | 0 | .364 | 1 | 0 | 0-0 | 33 | 1 | 0 | 1.000 | |
| 15 Carson Hornung | .286 | 5-5 | 14 | 8 | 4 | 2 | 0 | 1 | 5 | 9 | .643 | 8 | 1 | 1 | 0 | .565 | 0 | 0 | 0-0 | 2 | 0 | 0 | 1.000 | |
| 6 Will McGillis | .267 | 5-5 | 15 | 7 | 4 | 0 | 0 | 3 | 6 | 13 | .867 | 2 | 4 | 3 | 0 | .476 | 0 | 0 | 0-0 | 3 | 10 | 0 | 1.000 | |
| 9 Evan Stone | .250 | 5-5 | 12 | 11 | 3 | 0 | 0 | 0 | 2 | 3 | .250 | 6 | 3 | 4 | 0 | .571 | 0 | 0 | 0-0 | 9 | 0 | 0 | 1.000 | |
| ----- | | | | | | | | | | | | | | | | | | | | | | | | |
| 37 Chris Veach | .500 | 4-0 | 4 | 2 | 2 | 0 | 0 | 0 | 0 | 2 | .500 | 0 | 0 | 1 | 0 | .500 | 0 | 0 | 0-0 | 2 | 0 | 0 | 1.000 | |
| 31 David Cromer | .500 | 4-0 | 2 | 0 | 1 | 0 | 0 | 0 | 1 | 1 | .500 | 0 | 0 | 0 | 1 | .500 | 0 | 0 | 0-0 | 1 | 0 | 0 | 1.000 | |
| 26 Jonathan French | .400 | 4-0 | 5 | 1 | 2 | 1 | 0 | 0 | 1 | 3 | .600 | 0 | 0 | 1 | 0 | .400 | 0 | 0 | 0-0 | 11 | 0 | 0 | 1.000 | |
| 7 Michael Braswell | .250 | 5-0 | 4 | 0 | 1 | 0 | 0 | 0 | 1 | 1 | .250 | 1 | 0 | 1 | 0 | .333 | 1 | 0 | 0-0 | 3 | 7 | 0 | 1.000 | |
| 13 Will Tippett | .250 | 5-0 | 4 | 0 | 1 | 0 | 0 | 0 | 0 | 1 | .250 | 2 | 0 | 1 | 0 | .500 | 0 | 0 | 0-0 | 0 | 1 | 0 | 1.000 | |
| 50 Kevin Madden | .200 | 5-0 | 5 | 1 | 1 | 0 | 0 | 1 | 1 | 4 | .800 | 0 | 0 | 1 | 0 | .200 | 0 | 0 | 0-0 | 1 | 1 | 1 | .667 | |
| 10 Dylan Brewer | .000 | 5-2 | 9 | 5 | 0 | 0 | 0 | 0 | 1 | 0 | .000 | 2 | 1 | 5 | 0 | .250 | 0 | 0 | 2-2 | 7 | 1 | 0 | 1.000 | |
| Totals | .374 | 5 | 179 | 80 | 67 | 8 | 2 | 20 | 75 | 139 | .777 | 36 | 19 | 33 | 2 | .510 | 5 | 1 | 5-5 | 135 | 38 | 3 | .983 | |
| Opponents | .141 | 5 | 156 | 8 | 22 | 7 | 0 | 0 | 7 | 29 | .186 | 11 | 4 | 46 | 1 | .215 | 1 | 0 | 3-3 | 120 | 38 | 5 | .969 | |

LOB - Team (40), Opp (29). DPs turned - Team (1), Opp (2).

(All games Sorted by Earned run avg)

| Player | era | w-l | app | gs | cg | sho | sv | ip | h | r | er | bb | so | 2b | 3b | hr | b/avg | wp | hp | bks | sfa | sha | | |
|----------------------|-------|-----|-----|----|----|-----|----|------|----|----|----|----|----|----|----|----|-------|----|----|-----|-----|-----|--|--|
| 34 James Hicks | 0.00 | 2-0 | 2 | 1 | 0 | 0/1 | 0 | 7.0 | 2 | 0 | 0 | 2 | 7 | 0 | 0 | 0 | .091 | 0 | 0 | 0 | 0 | 0 | | |
| 23 Jack Mahoney | 0.00 | 1-0 | 1 | 1 | 0 | 0/0 | 0 | 5.2 | 5 | 0 | 0 | 0 | 9 | 0 | 0 | 0 | .238 | 0 | 0 | 0 | 0 | 0 | | |
| 33 Noah Hall | 1.69 | 1-0 | 1 | 1 | 0 | 0/0 | 0 | 5.1 | 2 | 1 | 1 | 1 | 4 | 1 | 0 | 0 | .111 | 1 | 2 | 0 | 0 | 0 | | |
| ----- | | | | | | | | | | | | | | | | | | | | | | | | |
| 28 Austin Williamson | 0.00 | 0-0 | 2 | 0 | 0 | 0/1 | 0 | 3.0 | 0 | 0 | 0 | 1 | 4 | 0 | 0 | 0 | .000 | 0 | 0 | 0 | 0 | 0 | | |
| 45 Nick Proctor | 0.00 | 0-0 | 2 | 0 | 0 | 0/0 | 0 | 2.1 | 0 | 0 | 0 | 0 | 1 | 0 | 0 | 0 | .000 | 0 | 0 | 0 | 0 | 0 | | |
| 29 Matthew Becker | 0.00 | 0-0 | 1 | 0 | 0 | 0/1 | 0 | 2.0 | 0 | 0 | 0 | 1 | 2 | 0 | 0 | 0 | .000 | 0 | 0 | 0 | 0 | 0 | | |
| 36 Cade Austin | 0.00 | 0-0 | 1 | 0 | 0 | 0/0 | 0 | 1.1 | 0 | 0 | 0 | 0 | 2 | 0 | 0 | 0 | .000 | 0 | 0 | 0 | 0 | 0 | | |
| 4 Jackson Phipps | 0.00 | 0-0 | 1 | 0 | 0 | 0/0 | 0 | 1.0 | 0 | 0 | 0 | 0 | 2 | 0 | 0 | 0 | .000 | 0 | 0 | 0 | 0 | 0 | | |
| 37 Chris Veach | 0.00 | 0-0 | 1 | 0 | 0 | 0/0 | 0 | 1.0 | 0 | 0 | 0 | 0 | 2 | 0 | 0 | 0 | .000 | 0 | 0 | 0 | 0 | 0 | | |
| 30 Brett Thomas | 0.00 | 0-0 | 1 | 0 | 0 | 0/0 | 0 | 1.0 | 0 | 0 | 0 | 0 | 1 | 0 | 0 | 0 | .000 | 0 | 0 | 0 | 0 | 0 | | |
| 41 Zach Zedalis | 0.00 | 0-0 | 1 | 0 | 0 | 0/0 | 0 | 1.0 | 0 | 0 | 0 | 0 | 1 | 0 | 0 | 0 | .000 | 0 | 0 | 0 | 0 | 0 | | |
| 44 Trey Wheeler | 0.00 | 0-0 | 1 | 0 | 0 | 0/0 | 0 | 0.2 | 0 | 0 | 0 | 0 | 0 | 0 | 0 | 0 | .000 | 0 | 0 | 0 | 0 | 0 | | |
| 18 Eli Jerzembeck | 2.25 | 0-0 | 1 | 1 | 0 | 0/0 | 0 | 4.0 | 4 | 1 | 1 | 0 | 4 | 2 | 0 | 0 | .250 | 0 | 0 | 0 | 0 | 0 | | |
| 14 Eli Jones | 3.38 | 1-0 | 1 | 0 | 0 | 0/0 | 0 | 2.2 | 4 | 2 | 1 | 1 | 4 | 1 | 0 | 0 | .286 | 0 | 0 | 0 | 0 | 0 | | |
| 32 Will Sanders | 4.50 | 0-0 | 1 | 1 | 0 | 0/0 | 0 | 4.0 | 3 | 2 | 2 | 1 | 3 | 1 | 0 | 0 | .200 | 0 | 2 | 0 | 0 | 0 | | |
| 16 Dylan Eskew | 4.50 | 0-0 | 2 | 0 | 0 | 0/1 | 0 | 2.0 | 1 | 1 | 1 | 3 | 0 | 1 | 0 | 0 | .167 | 2 | 0 | 0 | 0 | 0 | | |
| 40 Wesley Sweatt | 9.00 | 0-0 | 1 | 0 | 0 | 0/0 | 0 | 1.0 | 1 | 1 | 1 | 1 | 0 | 1 | 0 | 0 | .333 | 1 | 0 | 0 | 1 | 0 | | |
| Totals | 1.40 | 5-0 | 5 | 5 | 0 | 1/1 | 0 | 45.0 | 22 | 8 | 7 | 11 | 46 | 7 | 0 | 0 | .141 | 4 | 4 | 0 | 1 | 0 | | |
| Opponents | 16.88 | 0-5 | 5 | 5 | 0 | 0/0 | 0 | 40.0 | 67 | 80 | 75 | 36 | 33 | 8 | 2 | 20 | .374 | 9 | 19 | 1 | 5 | 1 | | |

PB - Team (0), Opp (1). Pickoffs - Team (1), Mahoney 1. SBA/ATT - Hall (2-2), Messina (2-2), Jones (1-1), French (1-1).

GAMECOCK STREAKS

| Multiple Hit Games | 2 | 3 | 4 | 5+ | Total |
|---------------------------|-----------|----------|----------|-----------|--------------|
| 11 Caleb Denny | 4 | - | - | - | 4 |
| 52 Gavin Casas | 1 | 1 | - | - | 2 |
| 5 Talmadge LeCroy | 1 | 1 | - | - | 2 |
| 3 Braylen Wimmer | 1 | - | - | 1 | 2 |
| 20 Ethan Petry | 1 | 1 | - | - | 2 |
| 19 Cole Messina | 1 | 1 | - | - | 2 |
| 6 Will McGillis | 2 | - | - | - | 2 |
| 15 Carson Hornung | 1 | - | - | - | 1 |
| 9 Evan Stone | 1 | - | - | - | 1 |
| 26 Jonathan French | 1 | - | - | - | 1 |
| TEAM | 14 | 4 | 0 | 1 | 19 |

| Multiple RBI Games | 2 | 3 | 4 | 5+ | Total |
|---------------------------|----------|----------|----------|-----------|--------------|
| 19 Cole Messina | 1 | 1 | 2 | - | 4 |
| 11 Caleb Denny | 1 | 2 | - | 1 | 4 |
| 52 Gavin Casas | 1 | 2 | - | - | 3 |
| 3 Braylen Wimmer | 1 | 1 | - | 1 | 3 |
| 6 Will McGillis | 1 | 1 | - | - | 2 |
| 15 Carson Hornung | - | - | - | 1 | 1 |
| 9 Evan Stone | 1 | - | - | - | 1 |
| 20 Ethan Petry | - | - | 1 | - | 1 |
| 5 Talmadge LeCroy | 1 | - | - | - | 1 |
| TEAM | 7 | 7 | 3 | 3 | 20 |

| Hitting Streaks | Longest | Current |
|------------------------|----------------|----------------|
| 3 Braylen Wimmer | 5 | 5 |
| 19 Cole Messina | 5 | 5 |
| 11 Caleb Denny | 5 | 5 |
| 20 Ethan Petry | 5 | 5 |
| 5 Talmadge LeCroy | 4 | - |
| 6 Will McGillis | 2 | - |
| 52 Gavin Casas | 2 | 1 |
| 13 Will Tippett | 1 | - |
| 50 Kevin Madden | 1 | - |
| 31 David Cromer | 1 | 1 |
| 7 Michael Braswell | 1 | - |
| 15 Carson Hornung | 1 | 1 |
| 9 Evan Stone | 1 | - |
| 26 Jonathan French | 1 | 1 |
| 37 Chris Veach | 1 | 1 |

| Reached Base Streaks | Longest | Current |
|-----------------------------|----------------|----------------|
| 20 Ethan Petry | 5 | 5 |
| 11 Caleb Denny | 5 | 5 |
| 19 Cole Messina | 5 | 5 |
| 5 Talmadge LeCroy | 5 | 5 |
| 6 Will McGillis | 5 | 5 |
| 9 Evan Stone | 5 | 5 |
| 15 Carson Hornung | 5 | 5 |
| 3 Braylen Wimmer | 5 | 5 |
| 52 Gavin Casas | 4 | 4 |
| 10 Dylan Brewer | 2 | - |
| 7 Michael Braswell | 2 | - |
| 26 Jonathan French | 1 | 1 |
| 37 Chris Veach | 1 | 1 |
| 50 Kevin Madden | 1 | - |
| 31 David Cromer | 1 | 1 |
| 13 Will Tippett | 1 | 1 |

SEASON/CAREER STATS

South Carolina Baseball
Individual Season/Career Summary for South Carolina (as of Feb 23, 2023)
(All games Sorted by Batting avg)

Record: 5-0 Home: 5-0 Away: 0-0 SEC: 0-0

| Player | SEASON | | | | | | | | | | | | | CAREER | | | | | | | | | | | | |
|--------------------|--------|------|-----|----|----|----|----|----|-----|----|-----|----|--------|--------|---------|-----|----|-----|----|----|----|-----|----|-----|-----|--------|
| | Avg | G-GS | AB | R | H | 2B | 3B | HR | RBI | BB | Hbp | SO | Sb-Att | Avg | G-GS | AB | R | H | 2B | 3B | HR | RBI | BB | Hbp | SO | Sb-Att |
| 20 Ethan Petry | .615 | 5-3 | 13 | 5 | 8 | 0 | 0 | 3 | 6 | 1 | 1 | 1 | 0-0 | .615 | 5-3 | 13 | 5 | 8 | 0 | 0 | 3 | 6 | 1 | 1 | 1 | 0-0 |
| 3 Braylen Wimmer | .526 | 5-5 | 19 | 11 | 10 | 1 | 0 | 3 | 12 | 3 | 0 | 4 | 0-0 | .295 | 130-124 | 488 | 89 | 144 | 29 | 1 | 21 | 83 | 31 | 8 | 130 | 21-26 |
| 5 Talmadge LeCroy | .467 | 5-5 | 15 | 6 | 7 | 0 | 1 | 0 | 3 | 4 | 4 | 2 | 0-0 | .282 | 44-32 | 110 | 19 | 31 | 5 | 1 | 0 | 14 | 23 | 6 | 26 | 1-2 |
| 11 Caleb Denny | .450 | 5-5 | 20 | 8 | 9 | 3 | 0 | 2 | 14 | 3 | 2 | 1 | 3-3 | .450 | 5-5 | 20 | 8 | 9 | 3 | 0 | 2 | 14 | 3 | 2 | 1 | 3-3 |
| 19 Cole Messina | .421 | 5-5 | 19 | 8 | 8 | 0 | 1 | 3 | 13 | 2 | 3 | 3 | 0-0 | .245 | 22-10 | 49 | 10 | 12 | 0 | 1 | 3 | 14 | 6 | 4 | 11 | 0-1 |
| 52 Gavin Casas | .316 | 5-5 | 19 | 7 | 6 | 1 | 0 | 4 | 9 | 2 | 0 | 4 | 0-0 | .316 | 5-5 | 19 | 7 | 6 | 1 | 0 | 4 | 9 | 2 | 0 | 4 | 0-0 |
| 15 Carson Hornung | .286 | 5-5 | 14 | 8 | 4 | 2 | 0 | 1 | 5 | 2 | 1 | 1 | 0-0 | .219 | 46-37 | 105 | 19 | 23 | 4 | 0 | 3 | 16 | 27 | 1 | 24 | 0-0 |
| 6 Will McGillis | .267 | 5-5 | 15 | 7 | 4 | 0 | 0 | 3 | 6 | 2 | 4 | 3 | 0-0 | .267 | 5-5 | 15 | 7 | 4 | 0 | 0 | 3 | 6 | 2 | 4 | 3 | 0-0 |
| 9 Evan Stone | .250 | 5-5 | 12 | 11 | 3 | 0 | 0 | 0 | 2 | 6 | 3 | 4 | 0-0 | .192 | 51-33 | 99 | 27 | 19 | 2 | 0 | 0 | 6 | 16 | 10 | 34 | 2-3 |
| 37 Chris Veach | .500 | 4-0 | 4 | 2 | 2 | 0 | 0 | 0 | 0 | 0 | 0 | 1 | 0-0 | .500 | 4-0 | 4 | 2 | 2 | 0 | 0 | 0 | 0 | 0 | 0 | 1 | 0-0 |
| 31 David Cromer | .500 | 4-0 | 2 | 0 | 1 | 0 | 0 | 0 | 1 | 0 | 0 | 0 | 0-0 | .333 | 6-0 | 3 | 0 | 1 | 0 | 0 | 0 | 1 | 1 | 0 | 1 | 0-0 |
| 26 Jonathan French | .400 | 4-0 | 5 | 1 | 2 | 1 | 0 | 0 | 1 | 0 | 0 | 1 | 0-0 | .400 | 4-0 | 5 | 1 | 2 | 1 | 0 | 0 | 1 | 0 | 0 | 1 | 0-0 |
| 7 Michael Braswell | .250 | 5-0 | 4 | 0 | 1 | 0 | 0 | 0 | 1 | 1 | 0 | 1 | 0-0 | .283 | 59-54 | 205 | 29 | 58 | 9 | 2 | 2 | 28 | 28 | 0 | 55 | 3-5 |
| 13 Will Tippet | .250 | 5-0 | 4 | 0 | 1 | 0 | 0 | 0 | 0 | 2 | 0 | 1 | 0-0 | .250 | 5-0 | 4 | 0 | 1 | 0 | 0 | 0 | 0 | 2 | 0 | 1 | 0-0 |
| 50 Kevin Madden | .200 | 5-0 | 5 | 1 | 1 | 0 | 0 | 1 | 1 | 0 | 0 | 1 | 0-0 | .243 | 58-53 | 206 | 34 | 50 | 5 | 1 | 7 | 27 | 14 | 8 | 22 | 5-8 |
| 10 Dylan Brewer | .000 | 5-2 | 9 | 5 | 0 | 0 | 0 | 0 | 1 | 2 | 1 | 5 | 2-2 | .154 | 19-3 | 26 | 5 | 4 | 1 | 0 | 0 | 2 | 3 | 1 | 13 | 2-2 |
| Totals | .374 | 5-5 | 179 | 80 | 67 | 8 | 2 | 20 | 75 | 36 | 19 | 33 | 5-5 | | | | | | | | | | | | | |
| Opponents | .141 | 5-5 | 156 | 8 | 22 | 7 | 0 | 0 | 7 | 11 | 4 | 46 | 3-3 | | | | | | | | | | | | | |

(All games Sorted by Earned run avg)

| Player | SEASON | | | | | | | | | | | | | CAREER | | | | | | | | | | | | |
|----------------------|--------|-----|-----|----|----|-----|------|----|---|----|----|----|----|--------|------|-----|----|----|-----|----|-------|-----|----|----|----|-----|
| | ERA | W-L | App | GS | CG | Sho | IP | H | R | ER | BB | SO | SO | ERA | W-L | App | GS | CG | Sho | Sv | IP | H | R | ER | BB | SO |
| 34 James Hicks | 0.00 | 2-0 | 2 | 1 | 0 | 0 | 7.0 | 2 | 0 | 0 | 2 | 7 | 4 | 2.57 | 2-1 | 4 | 3 | 0 | 0 | 0 | 14.0 | 12 | 4 | 4 | 3 | 14 |
| 23 Jack Mahoney | 0.00 | 1-0 | 1 | 1 | 0 | 0 | 5.2 | 5 | 0 | 0 | 0 | 9 | 4 | 1.38 | 4-0 | 15 | 6 | 0 | 0 | 0 | 39.0 | 32 | 7 | 6 | 8 | 48 |
| 33 Noah Hall | 1.69 | 1-0 | 1 | 1 | 0 | 0 | 5.1 | 2 | 1 | 1 | 1 | 4 | 4 | 4.17 | 4-5 | 16 | 13 | 0 | 0 | 0 | 82.0 | 77 | 42 | 38 | 32 | 82 |
| 28 Austin Williamson | 0.00 | 0-0 | 2 | 0 | 0 | 0 | 3.0 | 0 | 0 | 0 | 1 | 4 | 4 | 0.00 | 0-0 | 2 | 0 | 0 | 0 | 0 | 3.0 | 0 | 0 | 0 | 1 | 4 |
| 45 Nick Proctor | 0.00 | 0-0 | 2 | 0 | 0 | 0 | 2.1 | 0 | 0 | 0 | 0 | 1 | 1 | 0.00 | 0-0 | 2 | 0 | 0 | 0 | 0 | 2.1 | 0 | 0 | 0 | 1 | |
| 29 Matthew Becker | 0.00 | 0-0 | 1 | 0 | 0 | 0 | 2.0 | 0 | 0 | 1 | 2 | 2 | 2 | 5.01 | 2-4 | 22 | 5 | 0 | 0 | 4 | 50.1 | 44 | 30 | 28 | 33 | 70 |
| 36 Cade Austin | 0.00 | 0-0 | 1 | 0 | 0 | 0 | 1.1 | 0 | 0 | 0 | 0 | 2 | 2 | 3.09 | 5-2 | 28 | 2 | 0 | 0 | 2 | 55.1 | 52 | 25 | 19 | 57 | |
| 41 Zach Zedalis | 0.00 | 0-0 | 1 | 0 | 0 | 0 | 1.0 | 0 | 0 | 0 | 0 | 1 | 1 | 0.00 | 0-0 | 1 | 0 | 0 | 0 | 0 | 1.0 | 0 | 0 | 0 | 1 | |
| 37 Chris Veach | 0.00 | 0-0 | 1 | 0 | 0 | 0 | 1.0 | 0 | 0 | 0 | 0 | 2 | 2 | 0.00 | 0-0 | 1 | 0 | 0 | 0 | 0 | 1.0 | 0 | 0 | 0 | 2 | |
| 30 Brett Thomas | 0.00 | 0-0 | 1 | 0 | 0 | 0 | 1.0 | 0 | 0 | 0 | 0 | 1 | 1 | 5.23 | 1-1 | 19 | 6 | 0 | 0 | 0 | 31.0 | 30 | 19 | 18 | 19 | 38 |
| 4 Jackson Phipps | 0.00 | 0-0 | 1 | 0 | 0 | 0 | 1.0 | 0 | 0 | 0 | 0 | 2 | 2 | 8.31 | 0-0 | 13 | 0 | 0 | 0 | 0 | 13.0 | 15 | 12 | 12 | 4 | 18 |
| 44 Trey Wheeler | 0.00 | 0-0 | 1 | 0 | 0 | 0 | 0.2 | 0 | 0 | 0 | 0 | 0 | 0 | 0.00 | 0-0 | 1 | 0 | 0 | 0 | 0 | 0.2 | 0 | 0 | 0 | 0 | |
| 18 Eli Jerzembeck | 2.25 | 0-0 | 1 | 1 | 0 | 0 | 4.0 | 4 | 1 | 1 | 0 | 4 | 4 | 2.25 | 0-0 | 1 | 1 | 0 | 0 | 0 | 4.0 | 4 | 1 | 1 | 0 | 4 |
| 14 Eli Jones | 3.38 | 1-0 | 1 | 0 | 0 | 0 | 2.2 | 4 | 2 | 1 | 1 | 4 | 4 | 5.28 | 2-1 | 7 | 6 | 0 | 0 | 0 | 15.1 | 21 | 10 | 9 | 4 | 14 |
| 32 Will Sanders | 4.50 | 0-0 | 1 | 1 | 0 | 0 | 4.0 | 3 | 2 | 2 | 1 | 3 | 3 | 3.50 | 13-6 | 38 | 26 | 0 | 0 | 1 | 146.2 | 136 | 65 | 57 | 43 | 148 |
| 16 Dylan Eskew | 4.50 | 0-0 | 2 | 0 | 0 | 0 | 2.0 | 1 | 1 | 1 | 3 | 0 | 0 | 4.50 | 0-0 | 2 | 0 | 0 | 0 | 0 | 2.0 | 1 | 1 | 1 | 3 | 0 |
| 40 Wesley Sweat | 9.00 | 0-0 | 1 | 0 | 0 | 0 | 1.0 | 1 | 1 | 1 | 1 | 0 | 0 | 5.23 | 3-3 | 41 | 5 | 0 | 0 | 2 | 65.1 | 75 | 44 | 38 | 17 | 47 |
| Totals | 1.40 | 5-0 | 5 | 5 | 0 | 1 | 45.0 | 22 | 8 | 7 | 11 | 46 | 46 | 16.88 | 0-5 | 5 | 5 | 0 | 0 | 0 | 40.0 | 67 | 80 | 75 | 36 | 33 |
| Opponents | | | | | | | | | | | | | | | | | | | | | | | | | | |



#17 MARK KINGSTON

HEAD COACH

6TH SEASON AT SOUTH CAROLINA - 14TH SEASON AS HEAD COACH NORTH CAROLINA (1995)

Mark Kingston was named the head baseball coach at the University of South Carolina on June 30, 2017. He became the 30th head coach in the history of Gamecock Baseball.

Kingston's first team at Carolina (2018) advanced to the Super Regionals in Arkansas after going 3-0 in the Greenville Regional at East Carolina. The Gamecocks won each of their last five SEC series in 2018, as Carolina swept LSU and won series against Vanderbilt, Ole Miss, Missouri and Texas A&M on its way to a third place finish in the SEC East (17-13) and fifth-place overall conference finish. Carolina handed Ar-

kansas its only postseason loss until the College World Series championship series, defeating the Razorbacks 8-5 in game two of the super regional. The Carolina team finished seventh in the country in fielding percentage (.980) and 12th in home runs (79). Kingston coached 10 players that were picked in the 2018 MLB First-Year Player Draft and had 12 players selected to the Spring SEC Academic Honor Roll.

The 2019 team saw five players picked in the MLB First-Year Player Draft, including TJ Hopkins in the ninth round. The Gamecocks earned a Palmetto Point, winning 2-of-3 games against Clemson in early March. Success against the ACC continued with wins over N.C. State and North Carolina in Charlotte. South Carolina earned a trip to Hoover on the final day of the regular season, defeating College World Series participant Mississippi State in Starkville. Kingston coached Brett Kerry, who was named to the SEC All-Freshman team and was named a Freshman All-American by three different organizations.

The 2020 season was cut short after 16 games due to the coronavirus, but Kingston's squad was 12-4 that included a pair of weekend sweeps and a win over Clemson in Segra Park, had a pitching staff that had a 2.81 ERA and 184 strikeouts in 144 innings pitched and had Wes Clarke, who led the SEC with eight home runs. Kingston coached Carmen Mlodzinski, who was selected by the Pittsburgh Pirates with the 31st pick in the 2020 MLB First-Year Player Draft. Carolina also had a team grade-point-average of 3.399, the highest in program history, in the spring and had 17 student-athletes on the SEC Spring Honor Roll.

In 2021, the Gamecocks hosted the NCAA Columbia Regional, winning 34 games, including a 16-14 record in SEC play. That included a sweep of Florida and series wins at Georgia and LSU. Kingston guided the Gamecocks to a series win against Clemson, winning back-to-back games on walk-off hits from Andrew Eyster. The Carolina pitching staff had a 3.80 ERA, fourth in the SEC, and struck out 624 batters in 507 innings pitched. The Gamecocks had eight players picked in the 2021 MLB Draft, which tied for third for the most players picked from a Division I school. Carolina also earned the Team Academic Award from the ACBA and had 23 players on either the SEC Honor Roll or the SEC First-Year Academic Honor Roll.

Series wins over No. 1 Texas, No. 4 Vanderbilt and national champion Ole Miss highlighted the 2022 season. The Gamecocks had five players picked in the First-Year Player Draft and had a pair of SEC honors as Brandt Belk was a Second Team selection and Michael Braswell an All-Freshman team honoree. Cade Austin was named a Freshman All-American on the mound and Will Sanders earned seven wins on the bump. The Gamecocks had 18 student-athletes make the SEC Spring Honor Roll.

Kingston came to Carolina following a three-year stint as the head coach at USF. He compiled a 100-78-1 record while in Tampa, helping the Bulls to a pair of NCAA Regional appearances. Kingston owns a career mark of 416-289-1 in 13 seasons as a head coach, including five at Illinois State, with four NCAA appearances in that nine-year span.

Kingston has helped lead 13 teams to NCAA Tournament berths as an assistant and head coach -- with five of those teams appearing in the NCAA Super Regionals, two participating in the College World Series and one winning a national championship. As a player at the University of North Carolina, Kingston was part of the 1989 Tar Heels squad that won an Atlantic Coast Conference regular-season title and advanced to the College World Series. He also helped UNC win the ACC Tournament and advance to the NCAA Regionals in 1990. As an assistant coach, Kingston helped the Miami Hurricanes capture the 2001 College World Series as the No. 1 overall seed. His 21-year collegiate coaching career also includes stops at Tulane, where he helped guide the Green Wave to the 2005 College World Series, and Purdue.

Kingston guided USF to a 42-19 mark in 2017, the first time since 1996 that the team had reached the 40-win mark. Under Kingston's leadership, the Bulls earned their second trip to the NCAA Tournament in three years. USF won 19-straight games from Feb. 19 - March 22, the second-longest streak in program history. During that streak, USF defeated then No. 3 Florida State in Tallahassee, its first victory against FSU since 1989. On May 9, the Bulls defeated then-No. 5 Florida in Gainesville. It marked the first time in program history that the Bulls beat both FSU and Florida on the road in the same season. The victories were just USF's second and third wins over top-five teams in program history. Kingston reached the 100-win mark at the helm of the program in the Gainesville Regional opener with a 9-1 win over Bethune-Cookman, making him the second-fastest coach in program history to reach 100 victories.

Kingston's Bulls dominated on the mound in 2017, posting a 3.24 team ERA and allowing 7.64 hits per nine innings, both in the top-10 nationally. The pitchers led the country with 10.1 strikeouts per nine innings and set a program record with 620 strikeouts. Offensively, shortstop Kevin Merrell set an American Athletic Conference record with a .384 average, the third-straight year he led the Bulls in hitting. Merrell was named an All-American by four separate publications and was named to the AAC First Team for a second-straight year. He was one of five Bulls named to All-American Athletic Conference teams, the most since 2009. Merrell was drafted by the Oakland Athletics with the 33rd overall pick in the MLB Amateur Draft, becoming the third-highest drafted player in program history. Overall, four USF players were selected in the draft, as Phoenix Sanders went in the 10th round to the Tampa Bay Rays, Joe Cavallaro was taken in the 24th round by the New York Mets and Ryan Valdes was selected in the 33rd round by the Pittsburgh Pirates.

In 2016, the Bulls recorded 517 strikeouts, logging back-to-back seasons of over 500 strikeouts for the first time in school history. Merrell posted a team-high .320 batting average and a first-team all-conference selection in the AAC. Pitcher Brandon Lawson also notched over 100 strikeouts on his way to a second-team all-conference honor. The Bulls won two series against ranked teams (No. 25 Michigan State, at No. 22 East Carolina), and had three players drafted - pitcher Tommy Eveld (ninth round, Arizona), pitcher Brandon Lawson (13th round, Tampa Bay), and outfielder Luke Maglich (34th round, Philadelphia).

Kingston made an immediate impact at USF in 2015, leading the Bulls to an NCAA Regional for the first time since 2002. Kingston and his staff increased the Bulls' 2014 win total by seven and earned the team's first NCAA Tournament win in 13 years. Coach Kingston's guidance helped produce four players who were drafted by Major League Baseball clubs, including pitcher Jimmy Herget (sixth round, Cincinnati), pitcher Tommy Peterson (12th round, Washington), infielder Kyle Teaf (30th round, Tampa Bay), and pitcher Casey Mulholland (37th round, Dodgers). Merrell was recognized as a Louisville Slugger Freshman All-American, and catcher Levi Borders was named to the Johnny Bench Watch list and was a unanimous selection on The American's First Team. Herget was also named to The American's First Team, and Peterson earned second-team honors. Merrell, first baseman Buddy Putnum, and Teaf were also named to the NCAA Gainesville Regional All-Tournament team.

2 NCAA Championships, 3 SEC Championships, 7 SEC East Titles, 31 NCAA Appearances

Kingston came to USF with a long track record as a top-level recruiter and a producer of offensively explosive teams. He spent 2010-2014 as the head coach at Illinois State University, where he led the Redbirds to two MVC regular season championships and one conference tournament title while twice breaking the program's season wins record. He won more than 30 games in each of his five seasons at ISU, a program-record string that included a season-record 39 wins in 2013. He reached the MVC Tournament championship game three times and compiled an overall record of 173-102 (.629 winning percentage). Kingston was twice named a "Rising College Coach" by Kendall Rogers of Perfect Game USA during a five-year tenure at Illinois State (2010-2014) in which he earned MVC Coach of the Year honors in 2010 and 2013 and helped 18 Redbirds earn First-Team all-MVC honors. Two of his players were named MVC Player or Pitcher of the Year and eight were selected in the Major League Baseball First-Year Player Draft.

Kingston led ISU to rapid success, as the Redbirds ranked second in conference wins (64) from 2010-14 while posting two first-place finishes and no worse than a fourth-place conclusion in the MVC. His overall winning percentage of .629 and average of 35 wins per season were a strong improvement over previous seasons. ISU's average RPI rating of 69.50 from 2010-13 ranked fifth among all northern Division I programs and Kingston's recruiting classes contained 15 players ranked in the Top-20 in the state of Illinois by Prep Baseball Report, more than any other university.

He took over the ISU program after serving one season as the team's associate head coach and promptly posted the most successful first-year head coaching stint in program history. Kingston led the 2010 Redbirds to their first-ever share of the MVC regular-season title, their first MVC Tournament title since 1994 and their first NCAA Tournament victory since 1976. ISU's 32-24 record was the most wins for the Redbirds since 1999.

In 2011, Kingston guided the team to a then-record season win total (36-18), including a marquee victory at Miami (Fla.), and placed seven players on the All-MVC team. The following year (2012) ISU went 33-19 and posted a 10-game win-streak, the program's longest since 1984. Closer Kenny Long was selected by the Houston Astros in the 22nd round of the MLB First-Year Player Draft, marking three-consecutive seasons in which a Redbird was selected in the MLB draft.

In 2013, Kingston guided ISU to a program-best 39 wins (39-19), posted a school-record 12-game winning streak, won the MVC outright for the first time in school history and set a Valley-record with eight first-team All-MVC selections. Offensively, ISU paced the MVC in batting average, on-base percentage, slugging percentage and home runs and the pitching staff fired a program-record 13 complete games, including 10 shutouts.

Prior to his stint at ISU, Kingston was part of 500 wins (500-279-2) in 13 seasons as an assistant coach and was widely respected as one of the top assistants in the nation. He spent the previous seven years at Tulane University, serving as recruiting coordinator throughout his tenure and as associate head coach the final five seasons with the responsibility of overseeing recruiting, coaching hitters and developing catchers and infielders.

At Tulane, Kingston's recruiting and coaching efforts helped the Green Wave to six postseason appearances, two NCAA Super Regionals and a berth in the 2005 College World Series. The 2005 Green Wave team was seeded as the top team overall while also receiving the top academic honor in Omaha. Tulane averaged nearly 42 wins per season with Kingston on staff. Kingston recruited or coached seven players who became All-Americans at Tulane, including James Jurries (2002) and Michael Aubrey (2003). The Green Wave slugger became the first hitters in 18 years to hit .400 for the season and both earned Conference USA Player of the Year recognition. Aubrey was selected by the Cleveland Indians 11th overall in 2003, the highest Tulane player ever taken in the draft.

Prior to Tulane, Kingston spent two years at Miami (Fla.), where he helped the Hurricanes capture the 2001 College World Series as the No. 1 overall seed. While at Miami, the Hurricanes finished with top-five school single-season marks in batting average, runs scored and slugging percentage, and led the nation with 228 stolen bases in 2001. In the run to the 2001 national title, the 'Canes had an NCAA-best 17-0 run to end the season and set a College World Series record with 12.3 runs per game while hitting .373 as a team in Omaha.

Kingston spent one year as an assistant at Illinois State, helping the 1999 Redbirds set then-school records for wins in a season (35), runs scored, RBI, doubles, hits and walks, while finishing second in school history in home runs, total bases and batting average. Kingston began his coaching career with two seasons at Purdue, helping the Boilermakers post three of the top-seven batting averages in school history and place five position players on the All-Big Ten team after not posting any the year before his arrival.

A 1995 graduate of North Carolina with a degree in communications, Kingston was part of the 1989 Tar Heels squad that won an Atlantic Coast Conference regular-season title and advanced to the College World Series. He also helped the team win the ACC Tournament and advance to NCAA Regionals in 1990 as a sophomore. Kingston received the Trippe Bourne "Most Dedicated Player" Award for his outstanding work ethic and leadership during his junior campaign, and was named a team captain his senior season.

Drafted by the Milwaukee Brewers out of North Carolina in 1992, the Northern Virginia native played professionally for five seasons with Milwaukee and the Chicago Cubs organizations.

Kingston attended Potomac High School (Virginia), where he developed into a Collegiate Baseball Top-50 Prospect and was drafted by the New York Yankees after leading his team to the 1988 state championship. In 2006, Kingston was inducted into the Potomac Hall of Fame.

In 2019, Kingston was named as an assistant coach to the USA Baseball Collegiate National Team, which played in tournaments in Taiwan and Japan.

Kingston and his wife, the former Letitia Kelly, have three children, Kailyn Grace, Cameron James and Kathryn Patricia. He also wrote and produced two instructional videos for Championship Productions, "Keys to Consistent Hitting" and "Catching Drills and Fundamentals." He also was the only assistant coach chosen to write a chapter in "The Baseball Drill Book" produced by the American Baseball Coaches Association.

THE KINGSTON FILE

416-289-1 Overall Coaching Record

Birthdate: May 16, 1970
 Birthplace: Buffalo, N.Y.
 High School: Potomac (Dumfries, Va.)
 College: North Carolina (1995)

COACHING EXPERIENCE

(27 YEARS)

| | |
|--------------|--|
| Present..... | University of South Carolina Head Coach |
| 2015-17..... | University of South Florida Head Coach |
| 2010-14..... | Illinois State University Head Coach |
| 2009..... | Illinois State University Assistant Coach |
| 2002-08..... | Tulane University Assistant Coach |
| 2000-01..... | University of Miami Assistant Coach |
| 1999..... | Illinois State University Assistant Coach |
| 1997-98..... | Purdue University Assistant Coach |

COACHING ACHIEVEMENTS

- One National Championship (Miami, 2001)
- Two College World Series Appearances (2001, 2005)
- Five Super Regional Appearances (2000, '01, '04, '05, '18)
- 12 NCAA Tournament Appearances
- 2010 MVC Tournament Champions
- 2013 MVC Regular Season Champions

ATHLETIC EXPERIENCE

- University of North Carolina (1989-92)
- Helped the Tar Heels to the 1989 College World Series and the 1990 ACC Tournament title
- Drafted by Milwaukee in the 1992 MLB Draft
- Spent five season in pro baseball with Milwaukee and the Chicago Cubs
- Drafted by the New York Yankees out of high school



South Carolina Spring 2023 Numerical Roster

ACTIVE ROSTER

| No. | Name | Pos. | B-T | Ht. | Wt. | Cl.-Exp. | Hometown | Previous School |
|-----|-------------------|---------|-----|------|-----|----------|----------------------|--------------------------|
| 2 | Roman Kimball | RHP | R-R | 5-11 | 170 | So.-TR | New Hartford, N.Y. | Notre Dame |
| 3 | Braylen Wimmer | INF | R-R | 6-4 | 200 | Sr.-2L* | Yukon, Okla. | Yukon HS |
| 4 | Jackson Phipps | LHP | L-L | 6-4 | 225 | So.-RS | Dallas, Ga. | East Paulding HS |
| 5 | Talmadge LeCroy | C/INF | R/R | 6-2 | 190 | So.-1L | Belton, S.C. | Belton-Honea Path HS |
| 6 | Will McGillis | INF | R-R | 6-3 | 200 | Gr.-TR* | San Diego, Calif. | Southern Miss |
| 7 | Michael Braswell | INF | R-R | 6-2 | 195 | So.-1L | Mabelton, Ga. | Campbell HS |
| 9 | Evan Stone | OF | R-R | 6-0 | 185 | So.-1L | Irmo, S.C. | Dutch Fork HS |
| 10 | Dylan Brewer | OF | L-L | 6-2 | 180 | Sr.-TR* | Latta, S.C. | Clemson |
| 11 | Caleb Denny | OF | L-R | 6-2 | 195 | Jr.-TR* | Owasso, Okla. | Oral Roberts |
| 12 | Jacob Compton | 1B/OF | L-L | 6-1 | 225 | Jr.-TR | Olive Branch, Miss. | Memphis |
| 13 | Will Tippett | INF | B-R | 6-1 | 170 | Fr.-HS | Stone Mountain, Ga. | St. Pius X HS |
| 14 | Eli Jones | RHP | R-R | 6-1 | 195 | So.-1L | Peachtree City, Ga. | Starr's Mill HS |
| 15 | Carson Hornung | INF | L-R | 6-3 | 215 | So.-1L | Overland Park, Kan. | Blue Valley Southwest HS |
| 16 | Dyain Eskew | RHP | R-R | 6-3 | 190 | So.-JC | Tampa, Fla. | Chipola J.C. |
| 18 | Eli Jerzembeck | RHP | R-R | 6-2 | 180 | Fr.-HS | Charlotte, N.C. | Providence HS |
| 19 | Cole Messina | C | R-R | 6-0 | 220 | So.-1L | Summerville, S.C. | Summerville HS |
| 20 | Ethan Pety | INF/RHP | R-R | 6-4 | 230 | Fr.-HS | Land O' Lakes, Fla. | Cypress Creek HS |
| 22 | Ricky Williams | RHP | R-R | 6-2 | 200 | Jr.-TR | Lexington, S.C. | Clemson |
| 23 | Jack Mahoney | RHP | R-R | 6-3 | 205 | Jr.-2L | Arlington Hts., Ill. | St. Viator HS |
| 25 | Sam Simpson | RHP | R-R | 6-1 | 175 | Fr.-RS | Carrollton, Ga. | Carrollton HS |
| 26 | Jonathan French | C | R-R | 5-11 | 235 | Sr.-TR* | Lilburn, Ga. | Clemson |
| 28 | Austin Williamson | RHP | R-R | 6-4 | 220 | Fr.-HS | Sherrills Ford, N.C. | P27 Academy |
| 29 | Matthew Becker | LHP | R-L | 6-3 | 200 | So.-1L | Chapin, S.C. | Chapin HS |
| 30 | Brett Thomas | RHP | R-R | 6-5 | 240 | Sr.-2L | Atlanta, Ga. | Riverwood HS |
| 31 | David Cromer | OF | R-R | 6-2 | 225 | So.-1L | Lexington, S.C. | Lexington HS |
| 32 | Will Sanders | RHP | L-R | 6-6 | 215 | Jr.-2L | Atlanta, Ga. | Woodward Academy |
| 33 | Noah Hall | RHP | R-R | 6-0 | 190 | Sr.-1L* | Charlotte, N.C. | Appalachian State |
| 34 | James Hicks | RHP | R-R | 6-2 | 190 | Jr.-RS* | Conway, Ark. | Crowder College |
| 35 | Connor Fuhrman | OF | R-R | 6-0 | 200 | Fr.-HS | Daleville, Va. | Lord Botetourt HS |
| 36 | Cade Austin | RHP | R-R | 6-3 | 230 | So.-1L | Chapin, S.C. | Chapin HS |
| 37 | Chris Veach | RHP/INF | R-R | 6-0 | 200 | Jr.-TR | Chapin, S.C. | Presbyterian |
| 38 | Zander Buchan | C | B-R | 5-11 | 190 | Fr.-HS | Columbia, S.C. | A.C. Flora HS |
| 40 | Wesley Sweatt | RHP | R-R | 6-3 | 220 | 5th-3L* | Rock Hill, S.C. | Northwestern HS |
| 41 | Zach Zedalis | RHP | R-R | 5-11 | 185 | Jr.-JC | Charlotte, N.C. | Gaston College |
| 44 | Trey Wheeler | LHP | L-L | 6-0 | 180 | Fr.-HS | Indianapolis, Fla. | Melbourne, Fla. |
| 45 | Nick Proctor | RHP | R-R | 5-10 | 185 | Gr.-TR* | Pleasanton, Calif. | California |
| 47 | Connor McCreery | RHP | R-R | 6-6 | 205 | Fr.-HS | Williston Park, N.Y. | P27 Academy |
| 50 | Kevin Madden | INF | R-R | 6-1 | 200 | 5th-1L* | Glenwood, Md. | Virginia Tech |
| 52 | Gavin Casas | 1B | L-R | 6-4 | 230 | Jr.-TR | Pembroke Pines, Fla. | Vanderbilt |

Coaching Staff

HEAD COACH
ASSOCIATE HEAD COACH
ASSISTANT COACH/PITCHING
ASSISTANT COACH
STUDENT ASSISTANT COACH
DIRECTOR OF PLAYER DEVELOPMENT
DIRECTOR OF OPERATIONS
DIRECTOR OF SPORT PERFORMANCE
ATHLETIC TRAINER
COORDINATOR - OPERATIONS AND EQUIPMENT

GRADUATE ASSISTANT ATHLETIC TRAINER
BULLPEN CATCHERS
STUDENT MANAGERS

STUDENT ATHLETIC TRAINERS

17 Mark Kingston (6th season as head coach) (North Carolina, 1995)
 43 Monte Lee (1st/7th season) (College of Charleston, 2000)
 35 Justin Parker (2nd season) (Wright State, 2012)
 8 Scott Wingo (2nd season) (South Carolina, 2015)
 27 Alek Boychuk
 Mike Current
 Ryan West
 Billy Anderson
 Cory Barton
 Jamie Karl

 Alex Trimble
 Meredith McFadden, Patrick Murphy, Aidan Osborne, Mickey Paragano
 Sydney Herz, Matthew Hull, Vincent Kulmacz, Zach Manning, Bryson Mitchell,
 Brendan Ramsey, Noah Wise
 Austin Coates, Michaela Lawlor, Ryan Quinn

Pronunciations

| | |
|------------------|--------------|
| Alek Boychuk | boy-CHUCK |
| Michael Braswell | BRAZ-well |
| Zander Buchan | BEW-can |
| Gavin Casas | kah-suhz |
| Carson Fuhrman | FUR-men |
| Carson Hornung | HOR-nung |
| Eli Jerzembeck | jur-SEM-beck |
| Talmadge LeCroy | LEE-croy |
| Ethan Pety | PET-ree |
| Zach Zedalis | Ze-DAL-us |



**#2 ROMAN
KIMBALL**



**#3 BRAYLEN
WIMMER**



**#4 JACKSON
PHIPPS**



**#5 TALMADGE
LEGROY**



**#6 WILL
MCGILLIS**



**#7 MICHAEL
BRASWELL**



**#9 EVAN
STONE**



**#10 DYLAN
BREWER**



**#11 CALEB
DENNY**



**#12 JACOB
COMPTON**



**#13 WILL
TIPPETT**



**#14 ELI
JONES**



**#15 CARSON
HORNUNG**



**#16 DYLAN
ESKEW**



**#18 ELI
JERZEMBECK**



**#19 COLE
MESSINA**



**#20 ETHAN
PETRY**



**#22 RICKY
WILLIAMS**



**#23 JACK
MAHONEY**



**#25 SAM
SIMPSON**



**#26 JONATHAN
FRENCH**



**#28 AUSTIN
WILLIAMSON**



**#29 MATTHEW
BECKER**



**#30 BRETT
THOMAS**



**#31 DAVID
CROMER**



**#32 WILL
SANDERS**



**#33 NOAH
HALL**



**#34 JAMES
HICKS**



**#35 CONNOR
FUHRMAN**



**#36 CADE
AUSTIN**



**#37 CHRIS
VEACH**



**#38 ZANDER
BUCHAN**



**#40 WESLEY
SWEATT**



**#41 ZACH
ZEDALIS**



**#44 NICK
PROCTOR**



**#47 CONNOR
MC CREERY**



**#50 KEVIN
MADDEN**



**#52 GAVIN
CASAS**



**MARK KINGSTON
HEAD COACH**



**MONTE LEE
ASSOCIATE HEAD
COACH**



**JUSTIN PARKER
ASSISTANT COACH**



**SCOTT WINGO
ASSISTANT COACH**



**MIKE CURRENT
DIR. OF PLAYER
DEVELOPMENT**