



SOUTH CAROLINA BASEBALL

South Carolina Baseball Contact: Kent Reichert - (803) 777-5257 - kentr2@mailbox.sc.edu

2023 SOUTH CAROLINA SCHEDULE

FEBRUARY (8-0)

17	UMASS LOWELL (SECN+)	W, 20-3
18	UMASS LOWELL (SECN+)	W, 17-1
19	UMASS LOWELL (SECN+)	W, 12-1
21	WINTHROP (SECN+)	W, 19-3
22	QUEENS (SECN+)	W, 12-0
24	PENN (SECN+)	W, 7-4
25	PENN (SECN+)	W, 1-0
26	PENN (SECN+)	W, 6-5
28	NORTH CAROLINA A&T (SECN+)	4 p.m.

MARCH

3	at Clemson (ACCNX)	6 p.m.
4	vs. Clemson (Fluor Field) (SECN+)	1 p.m.
5	CLEMSON (SECN+)	1:30 p.m.
7	THE CITADEL (SECN+)	7 p.m.
8	vs. USC Upstate (Fluor Field)(ESPN+)	6:30 p.m.
10	BETHUNE-COOKMAN (SECN+)	7 p.m.
11	BETHUNE-COOKMAN (SECN+)	4 p.m.
12	BETHUNE-COOKMAN (SECN+)	1:30 p.m.
14	PRESBYTERIAN (SECN+)	7 p.m.
17	at Georgia* (SECN+)	6 p.m.
18	at Georgia* (SECN+)	2 p.m.
19	at Georgia* (SECN+)	1 p.m.
21	at Charlotte (Truist Field) (ESPN+)	6:05 p.m.
24	MISSOURI* (SEC NETWORK)	7 p.m.
25	MISSOURI* (SECN+)	4 p.m.
26	MISSOURI* (SEC NETWORK)	12 p.m.
28	at The Citadel (ESPN+)	7 p.m.
30	at Mississippi State* (SEC NETWORK)	7 p.m.
31	at Mississippi State* (SECN+)	7 p.m.

APRIL

1	at Mississippi State* (SECN+)	3 p.m.
4	vs. North Carolina (Truist Field) (SECN+)	TBA
6	LSU* (SECN+)	7 p.m.
7	LSU* (SECN+)	7 p.m.
8	LSU* (SEC NETWORK)	12 p.m.
11	USC UPSTATE (SECN+)	7 p.m.
14	at Vanderbilt* (SECN+)	7 p.m.
15	at Vanderbilt* (SECN+)	3 p.m.
16	at Vanderbilt* (SECN+)	2 p.m.
18	CHARLESTON SOUTHERN (SECN+)	7 p.m.
20	FLORIDA* (ESPNU)	7:30 p.m.
21	FLORIDA* (SECN+)	7 p.m.
22	FLORIDA* (SECN+)	2 p.m.
28	AUBURN* (SECN+)	7 p.m.
29	AUBURN* (SECN+)	4 p.m.
30	AUBURN* (SEC NETWORK)	12 p.m.

MAY

3	at Winthrop (ESPN+)	6 p.m.
5	at Kentucky* (SECN+)	6:30 p.m.
6	at Kentucky* (SECN+)	2 p.m.
7	at Kentucky* (SEC NETWORK)	2 p.m.
9	NORTH FLORIDA (SECN+)	4 p.m.
12	at Arkansas* (SECN+)	7:30 p.m.
13	at Arkansas* (SECN+)	7 p.m.
14	at Arkansas* (SECN+)	3 p.m.
16	CHARLOTTE (SECN+)	7 p.m.
18	TENNESSEE* (SECN+)	7 p.m.
19	TENNESSEE* (SECN+)	7 p.m.
20	TENNESSEE* (SECN+)	2 p.m.
23-28	at SEC Tournament (Hoover, Ala.)	TBA

JUNE

2-5	NCAA Regionals	TBA
9-12	NCAA Super Regionals	TBA
16-26	College World Series (Omaha, Neb.)	TBA

All times Eastern. Dates and times subject to change

* denotes SEC game

() denotes TV or Neutral Site game

#23 SOUTH CAROLINA (8-0) VS. NORTH CAROLINA A&T (3-4)

Dates: Tuesday, Feb. 28
Times: 4 p.m.
Place: Founders Park, Columbia, S.C.

LIVE COVERAGE

Radio: Gamecock Radio Network/flagship 107.5 FM "The Game"
 (Tommy Moody, Stuart Lake)

Broadcast: SEC Network Plus

Internet: Additional coverage on Facebook, Instagram, & Twitter @GamecockBaseball



PROBABLE PITCHING ROTATION

Tuesday: RHP James Hicks (2-0, 0.00 ERA) vs. RHP Coley Kilpatrick (0-1, 2.57 ERA)

FOR STARTERS

The University of South Carolina baseball team concludes its nine-game homestand to start the 2023 season on Tuesday, Feb. 28 as the Gamecocks host North Carolina A&T. First pitch is set for 4 p.m.

Tuesday's game will be streamed on SEC Network Plus. All games also will be broadcast on The Game 107.5 FM with Tommy Moody and Stuart Lake on the call.

The Gamecocks have won each of its first eight games of the 2023 season, including sweeping Penn in a three-game series this past weekend. Noah Hall struck out 12 in eight innings in a 1-0 win on Saturday while Gavin Casas and Will McGillis hit back-to-back home runs in the eighth inning of a 6-5 win on Sunday.

SCOUTING NORTH CAROLINA A&T

The Aggies were swept this past weekend by Appalachian State, losing 11-7 in 10 innings in the series finale. N.C. A&T opened its season with a three-game sweep of Maryland Eastern Shore. Anthony Hennings is leading the Aggies with a .375 batting average while TJ Ash hits .370 with a team best six RBI. On the mound, Justin Poris has nine strikeouts in just 3.1 innings pitched and Connor Blantz is 1-0 with a 2.25 ERA and nine strikeouts.

SERIES VS. NORTH CAROLINA A&T

Carolina owns a 2-1 series advantage on North Carolina A&T. The two teams played last season with the Gamecocks winning 9-4 on May 4. Braylen Wimmer had three hits in the win and Eli Jones struck out three in 3.2 innings of work.

HALL NAMED SEC CO PITCHER OF THE WEEK

Senior righthanded pitcher Noah Hall was named the Southeastern Conference's Co-Pitcher of the Week, the office announced Monday afternoon (Feb. 27).

Hall recorded a career high 12 strikeouts to no walks in eight innings of work as Carolina defeated Penn 1-0 on Saturday, improving his record to 2-0 on the season. Hall allowed just two runners to third base, ending those threats in the second and seventh innings with strikeouts. Hall allowed just three hits in an efficient 98 pitches across eight frames and picked up 1-2-3 innings in the third, fifth and eighth. Hall lowered his season ERA to 0.68 on the season with a .109 opponent's batting average.

HOME RUN DERBY

The Gamecocks hit 26 home runs in the first eight games of the season, the most in the nation after two weeks of play. Carolina belted five home runs on Friday, Feb. 17 in the win over UMass Lowell, four on Saturday and five more on Sunday. In the midweek, Carolina

FOLLOW ON SOCIAL MEDIA



@GAMECOCKBASEBALL // #GAMECOCKS

FACEBOOK.COM//GAMECOCKBASEBALL

WWW.GAMECOCKSONLINE.COM

SOUTH CAROLINA QUICK FACTS

GENERAL INFORMATION

Location.....Columbia, S.C.
 Enrollment.....35,388
 Founded.....1801
 University President.....Michael Amiridis
 Athletics Director.....Ray Tanner
 Faculty Representative.....Eva Monsma
 Conference.....Southeastern
 Nickname.....Gamecocks
 Colors.....Garnet & Black
 Mascot.....Cocky

TEAM INFORMATION

Head Coach.....Mark Kingston
 Alma Mater.....North Carolina, 1995
Record at South Carolina.....146-109 (5 years)
Career Record.....419-289-1 (14th Year)
 Associate Head Coach.....Monte Lee
 Assistant Coach.....Justin Parker
 Assistant Coach.....Scott Wingo
 Director of Player Development.....Mike Current
 Director of Operations.....Ryan West
 Director of Sport Performance.....Billy Anderson
 Athletics Trainer.....Cory Barton
 Academic Advisor.....Storm Blitz

2022 SEASON IN REVIEW/2023 OUTLOOK

2022 Overall Record.....27-28
 2022 SEC Record/Finish.....13-17/5th East
 2022 Postseason Finish.....0-1 at SEC Tournament
 Position Starters Returning/Lost.....6/3
 Pitchers Returning/Lost.....9/6
 Players Returning/Lost.....17/16

PROGRAM HISTORY

First Year of Baseball.....1892
 First Year in SEC.....1992
 All-Time Record.....2,714-1,641-17 (.623)
 All-Time SEC Record.....486-390-1 (.555)
 SEC Championships.....3 (2000, 2002, 2011)
 SEC Conference Tournament Titles.....1 (2004)
 SEC East Titles.....7 (1999, 2000, 2002, 2003, 2011, 2012, 2016)
 National Championships.....2 (2010, 2011)
 NCAA Appearances/Last.....33/2021
 NCAA Tournament Record.....137-71
 College World Series Appearances/Last.....11/2012
 College World Series Record.....32-20

FACILITY INFORMATION

Stadium (Dimensions).....
Founders Park (L-325, C-400, R-325, A-375)
 Capacity...6,400 permanent seats (8,242 standing-room only)
 Press Box Phone.....803-777-6648

MEDIA INFORMATION

Assistant A.D. /Media Relations.....Steve Fink
 Associate Media Rel. Dir./Baseball Contact.....Kent Reichert
 Media Relations Main Phone.....803-777-5204
 Media Relations Fax.....803-777-2967
 Reichert Office Phone.....803-777-5257
 Reichert Cell Phone.....734-548-0878
 Reichert E-mail.....kentr2@mailbox.sc.edu
 Official Athletics Web Site...www.GamecocksOnline.com
 Official Baseball Twitter.....@GamecockBaseball
 Media Relations Address.....University of South Carolina Athletics
Rice Athletics Center
1304 Heyward Street
Columbia, SC 29208

SOUTH CAROLINA-NC A&T HEAD-TO-HEAD

Category	South Carolina	North Carolina A&T
Games	8	7
Batting Average	.322	.289
At-Bats	270	249
Runs	94	47
Hits	87	72
Doubles	9	10
Triples	5	3
Home Runs	26	2
Slugging Pct.	.681	.378
On-Base Pct.	.481	.372
Stolen Bases	12-12	12-14
ERA	1.88	6.89
Innings	72.0	64.0
Earned Runs	15	49
Strikeouts	80	71
Walks	18	27
Hits	43	77
Fielding Pct.	.969	.941
Overall Record	8-0	3-4
Conference Record	0-0 SEC	0-0 Colonial
Current Streak	W8	L4
Last 5 Games	5-0	1-4
Last 10 Games	8-0	3-4

had five in the Winthrop game and one more against Queens. Gavin Casas and Ethan Petry lead the team with five home runs, while Braylen Wimmer, Cole Messina and Will McGillis all have four round trippers. Wimmer and Messina have grand slams while the Gamecocks hit back-to-back home runs on Friday and Sunday against UML and Sunday against Penn. The Gamecocks are slugging .681 after eight games, led by Petry's 1.087 slugging percentage.

NCAA HOME RUN LEADERS

1. South Carolina 26
2. Wake Forest 25
3. Troy 23
4. Miami 22
5. Florida 20
- Old Dominion 20

RUNS APLENY IN FIRST FIVE

The Gamecocks scored 80 runs in the first five games of the season, the most in school history after five games on the schedule. The 20 runs on Opening Day were the most scored in a season opener since the 2008 season, when Carolina put up 22 on East Carolina. The 37 runs in the first two games were the most since 2004 when Carolina put up 41 on Charleston Southern and the 49 runs are the most in the first three games since the 1980 season, when Carolina scored 59 runs in its first three contests. Carolina scored in double figures in each of the first five games for the first time since 1987 and have done it in a five-game span for the first time since March 12-19, 1997.

ERA AMONG NATION'S BEST

Heading into this week's action, South Carolina is sixth in the country with a 1.88 ERA. James Hicks has thrown seven scoreless frames, including five in the midweek win over Queens. Jack Mahoney added 5.2 scoreless frames last Sunday against UMass Lowell, while Noah Hall threw eight scoreless innings in a 1-0 win over Penn on Feb. 25. Opponents are hitting just .166 against the Gamecock arms with a .233 on-base percentage.

GAMECOCKS GETTING ON BASE

Not only do the Gamecocks lead the nation in home runs, Carolina has got on base 87 times via the free pass (56 walks, 31 hit by pitches). That leads to a .481 team on-base percentage. Carson Hornung and Evan Stone lead Carolina with eight walks. Talmadge LeCroy

and Will McGillis have been hit fivetimes apiece.

THE KIDS ARE ALRIGHT

Freshmen Ethan Petry and Eli Jerzembeck play a big role in Carolina's 19-3 win over Winthrop on Feb. 21. Jerzembeck earned his first career start, striking out four and allowing four hits and a run in four innings of work. Petry belted two home runs and drove in four in a 3-for-4 night. Petry currently is tied for the team lead with five home runs and has a 1.087 slugging percentage to go along with a .435 batting average. He also was named one of the Collegiate Baseball National Players of the Week on Feb. 27.

WIMMER OFF TO HOT START

Braylen Wimmer had a weekend to remember against UMass Lowell (Feb. 17-19), going 8-for-12 with six runs scored, a double, two home runs, eight RBI and a 1.250 slugging percentage. Wimmer had five hits on Opening Day, then had a grand slam in Saturday's win. Wimmer drove in the first run of Sunday's game with a single to center in the fifth inning. Wimmer leads the team with a .517 batting average and has four home runs and 13 RBI.

MAHONEY MAKES RETURN TO THE MOUND

Junior Jack Mahoney struck out nine in 5.2 shutout innings of work to earn Sunday's win in his first outing since May of 2021. Mahoney retired the first six River Hawks and did not allow a walk to earn his fourth career win as a Gamecock. Mahoney was one of three Gamecocks to make his return on the mound after injury. Jackson Phipps struck out a pair in an inning of work while James Hicks struck out two in two innings.

HALL AND COMPANY SHUT DOWN RIVER HAWKS ON SATURDAY

The Gamecock pitching staff did not allow a hit after the first inning in Saturday's win. Noah Hall struck out four in 5.1 innings of work, allowing just two hits and a run. The relief corps of Trey Wheeler, Chris Veach, Jackson Phipps and Brett Thomas did not allow a hit, striking out five batters.

UMASS LOWELL NUGGETS

Braylen Wimmer's five hits on Friday are the most by a Gamecock since Gene Cone against Missouri on April 24, 2016 ... Carson Hornung's five RBI on Friday are the most since Andrew Eyster had six in a win over Alabama on April 30, 2022 ... The 20 runs scored on Friday are the most by a Gamecock team since June 5, 2016 in a 23-2 win over Rhode Island in an NCAA Regional ... Dylan Brewer stole home in Sunday's win. It's the first steal of home for Carolina since Carlos Cortes at Vanderbilt on April 27, 2018 ... Wimmer tied a career high with five RBI on Saturday, which included a grand slam.

GAMECOCKS RANKED IN D1BASEBALL PRESEASON POLL

The University of South Carolina baseball team is ranked No. 23 in the D1Baseball.com that was released on Feb. 20.

Carolina is one of nine SEC teams in the poll as seven of the top 10 squads are from the league. LSU tops the D1Baseball.com poll, with Stanford, Tennessee, Ole Miss and Texas A&M rounding out the top five.

Carolina also is ranked 28th in the NCBWA preseason poll and 47th in the Collegiate Baseball preseason poll.

CAROLINA PICKED FOURTH IN THE EAST BY SEC COACHES

South Carolina earned 51 points in the SEC Baseball Preseason poll and is fourth in the East. The poll was voted on by the league's 14 head coaches.

Four different schools received first place votes to win the SEC championship. LSU led the way with 11 votes, while Florida, Ole Miss and Texas A&M had one. LSU was predicted to win the SEC Western Division, followed by Texas A&M and Arkansas. Tennessee was the pick to win the Eastern Division, followed by Florida and Vanderbilt. Carolina was ahead of Georgia, Kentucky and Missouri in the East Division.

SANDERS NAMED TO GOLDEN SPIKES WATCH LIST

Junior righthanded pitcher Will Sanders has been named to the Golden Spikes Award Watch List, USA Baseball announced Feb. 10. Sanders is one of 55 players on the list, kicking off the process of identifying the nation's top amateur baseball player for the 2023 season.

Sanders, who was named Preseason All-America second team by three different organizations, was 7-3 with a 3.43 ERA and 91 strikeouts in 89.1 innings pitched as a sophomore in 2022. The righthander finished fifth in the SEC in innings pitched and 10th in both ERA and strikeouts. Sanders enters 2023 with 13 career wins, a 3.47 ERA and 145 career strikeouts.

GAMECOCK TRIO RETURNS TO SCHOOL AFTER DRAFT

Seniors Braylen Wimmer and Noah Hall and redshirt junior James Hicks all returned to Carolina after being picked in the 2022 MLB First-Year Player Draft. Hicks went first in the 16th round by the Baltimore Orioles. Wimmer was an 18th round pick by the Philadelphia Phillies and Hall was selected in the 20th round by the Milwaukee Brewers. There are five players on the team that have been drafted in their careers. Dylan Brewer was a 32nd round pick by the San Francisco Giants in 2019. Jonathan French was selected by the Cleveland Guardians in the 30th round in 2019.

Vs. North Carolina A&T (2-1)

H: 2-1

Year	Date	Result	Score	Site
2018	3/7	W	12-2	Columbia
2019	3/26	L	0-2	Columbia
2022	5/4	W	9-4	Columbia

Career vs. N.C. A&T

Player	Avg.	R	H	HR	RBI	BB	SO
Braswell	.333	0	1	0	2	0	0
LeCroy	.333	1	1	0	0	1	1
Madden	.000	0	0	0	0	0	1
Stone	.500	0	2	0	1	0	1
Wimmer	.600	3	3	0	2	0	0

Player	ERA	IP	H	R	ER	BB	SO
Austin	0.00	1.0	1	0	0	0	3
Jones	0.00	3.2	3	0	0	0	3
Sweatt	0.00	3.1	1	0	0	0	2

PROBABLE GAMECOCK STARTERS

Pos.	No., Player
C	#5 Talmadge LeCroy (R/R, So.)
or	#19 Cole Messina (R/R, So.)
1B	#52 Gavin Casas (L/R, Jr.)
or	#15 Carson Hornung (L/R, So.)
2B	#6 Will McGillis (R/R, Gr.)
SS	#3 Braylen Wimmer (R/R, Sr.)
3B	#7 Michael Braswell (R/R, So.)
or	#5 Talmadge LeCroy (R/R, So.)
or	#50 Kevin Madden (R/R, 5th)
LF	#11 Caleb Denny (L/R, Jr.)
or	#5 Talmadge LeCroy (R/R, So.)
CF	#9 Evan Stone (R/R, So.)
RF	#10 Dylan Brewer (L/L, Sr.)
or	#11 Caleb Denny (L/R, Jr.)
DH	TBA
Date	Probable Pitchers
Tues.	#34 James Hicks (R/R, R-Jr.)

HOME RUN TRACKER

Player	Date	Opponent	Pitcher	On Base	Inn	Outs
1. McGillis	Feb. 17	UMass Lowell	Keevan	0	2	1
2. Messina	Feb. 17	UMass Lowell	Keevan	1	3	1
3. Hornung	Feb. 17	UMass Lowell	Keevan	2	4	1
4. Wimmer	Feb. 17	UMass Lowell	Keevan	0	4	1
5. McGillis	Feb. 17	UMass Lowell	Rodgers	0	5	0
6. Denny	Feb. 18	UMass Lowell	Foley	2	2	1
7. Wimmer	Feb. 18	UMass Lowell	Duke	3	4	2
8. Casas	Feb. 18	UMass Lowell	Duke	2	5	0
9. McGillis	Feb. 18	UMass Lowell	Duke	0	5	0
10. Messina	Feb. 19	UMass Lowell	Draper	2	5	2
11. Casas	Feb. 19	UMass Lowell	Jette	1	5	2
12. Casas	Feb. 19	UMass Lowell	DiRito	0	7	0
13. Petry	Feb. 19	UMass Lowell	DiRito	0	7	1
14. Madden	Feb. 19	UMass Lowell	DiRito	0	8	2
15. Wimmer	Feb. 21	Winthrop	Whittle	2	4	1
16. Petry	Feb. 21	Winthrop	Kruglewicz	1	5	1
17. Messina	Feb. 21	Winthrop	Jones	3	5	2
18. Petry	Feb. 21	Winthrop	Jones	1	6	0
19. Denny	Feb. 21	Winthrop	Mims	2	6	1
20. Casas	Feb. 22	Queens	Pile	1	3	0
21. Petry	Feb. 24	Penn	Coady	2	2	0
22. Messina	Feb. 24	Penn	Tobin	0	8	2
23. Petry	Feb. 25	Penn	Zaffiro	0	2	1
24. Wimmer	Feb. 26	Penn	Shurtleff	0	6	0
25. Casas	Feb. 28	Penn	Ozmer	0	8	0
26. McGillis	Feb. 28	Penn	Ozmer	0	8	0
*Walkoff						

LEE RETURNS TO THE GAMECOCK COACHING STAFF

University of South Carolina baseball coach Mark Kingston has announced the hiring of Monte Lee as associate head coach/recruiting coordinator for the program.

Lee, who has had 19 winning seasons in his 20 years as a full-time NCAA coach, most recently was the head coach at Clemson University for seven seasons (2016-22), garnering a 242-136 overall record and leading the Tigers to four NCAA Tournament berths.

Prior to his time at Clemson, Lee was the head coach of the College of Charleston from 2009-15, guiding the Cougars to a 276-145 overall record.

Lee is no stranger to Columbia, as he was an assistant coach with the Gamecocks under Ray Tanner from 2003-08. Lee helped the Gamecocks to the NCAA Regional all six years as an assistant, including College World Series appearances in 2003 and 2004 and Super Regional berths his four of his first five seasons. The 2004 team won 53 games, including the 2004 SEC Tournament, going a perfect 4-0 in Hoover. The Gamecocks won an SEC East Division championship in 2003, going 19-11 in league play. Lee also coached Justin Smoak, who set school records for home runs (62), RBI (207), walks (151) and total bases (485).

NEWCOMERS EARN TOP-20 RANKINGS

The Gamecocks' incoming transfer class was ranked as the ninth-best in the country by Baseball America and the 16th-best by D1Baseball.com. The latter also ranked fifth-year Will McGillis as the 36th best transfer in the nation while also ranking junior Gavin Casas, junior Caleb Denny, junior Jacob Compton and fifth-year Nick Proctor. The Gamecocks' full recruiting class was ranked in the top-25 by three different organizations, coming in as high as No. 18 in the country by D1Baseball.com. Eli Jerzembeck, Ethan Petry and Will Tippett were named Top Freshman in the nation by Perfect Game.

STOUT SCHEDULE FOR THE GAMECOCKS

Carolina will play six teams in the top 12 of D1Baseball.com's preseason poll, as well as eight teams that were in last year's NCAA Tournament. The Gamecocks have three contests against No. 1 LSU, No. 3 Tennessee, No. 7 Florida, No.9 Arkansas and No. 10 Vanderbilt and have a single game in Charlotte against No.12 North Carolina. That does not include the three-game series with 2022 College World Series team Auburn and the annual three-game series against Clemson.

WIMMER BACK FOR YEAR FOUR

Senior Braylen Wimmer returns to the lineup and is the projected starter at shortstop. The Yukon, Okla., native is the Gamecocks' top returning hitter as he batted .312 with 13 doubles, seven home runs, 35 RBI and 13 stolen bases in 2022. In his Carolina career, Wimmer has 149 hits, 29 doubles, 22 home runs and 84 RBI.

AUSTIN BACK IN THE STOPPER ROLE

Redshirt sophomore Cade Austin is back after a Freshman All-America season with the Gamecocks in 2022. The Chapin native was 5-2 with a 3.17 ERA and a pair of saves in 27 appearances. Austin struck out 55 batters in 54 innings pitched and picked up big wins against Ole Miss, Alabama and Florida. Austin was named to the Stopper of the Year Watch list on Feb. 16.

UP NEXT

The Gamecocks face Clemson in its annual three-game series beginning Friday, March 3 at Doug Kingsmore Stadium in Clemson, S.C. First pitch is scheduled for 6 p.m. and the game will be streamed on ACC Network Extra.

SOUTH CAROLINA TEAM SUPERLATIVES 2023 SEASON

BATTING

At bats: 38, vs UMass Lowell (Feb 18, 2023)
 38, vs Winthrop (Feb 21, 2023)
 Runs scored: 20, vs UMass Lowell (Feb 17, 2023)
 Hits: 16, vs UMass Lowell (Feb 17, 2023)
 RBIs: 19, vs UMass Lowell (Feb 17, 2023)
 19, vs Winthrop (Feb 21, 2023)
 Doubles: 4, vs Queens (Feb 22, 2023)
 Triples: 1, (5 games)
 Home runs: 5, vs UMass Lowell (Feb 17, 2023)
 5, vs UMass Lowell (Feb 19, 2023)
 5, vs Winthrop (Feb 21, 2023)
 Total bases: 33, vs UMass Lowell (Feb 17, 2023)
 Walks: 11, vs Winthrop (Feb 21, 2023)
 11, vs Penn (Feb 26, 2023)
 Strikeouts: 13, vs Penn (Feb 26, 2023)
 Sac hits: 1, vs UMass Lowell (Feb 19, 2023)
 1, vs Penn (Feb 26, 2023)
 Sac flies: 3, vs UMass Lowell (Feb 17, 2023)
 Stolen bases: 3, vs Penn (Feb 24, 2023)
 3, vs Penn (Feb 26, 2023)
 Hit by pitch: 7, vs Penn (Feb 26, 2023)
 Runners LOB: 19, vs Penn (Feb 26, 2023)
 Hit into DP: 1, vs UMass Lowell (Feb 17, 2023)
 1, vs UMass Lowell (Feb 19, 2023)

FIELDING

Putouts: 27, (8 games)
 Assists: 12, vs Penn (Feb 26, 2023)
 Errors: 3, vs Penn (Feb 26, 2023)
 DPs turned: 1, vs Queens (Feb 22, 2023)
 1, vs Penn (Feb 25, 2023)

PITCHING

Innings pitched: 9.0, (8 games)
 Runs allowed: 5, vs Penn (Feb 26, 2023)
 Earned runs: 5, vs Penn (Feb 26, 2023)
 Walks allowed: 6, vs Queens (Feb 22, 2023)
 Strikeouts: 14, vs Penn (Feb 25, 2023)
 Hits allowed: 9, vs Penn (Feb 24, 2023)
 9, vs Penn (Feb 26, 2023)
 Doubles allowed: 3, vs Winthrop (Feb 21, 2023)
 Homers allowed: 1, vs Penn (Feb 24, 2023)
 1, vs Penn (Feb 26, 2023)
 Wild pitches: 2, vs Queens (Feb 22, 2023)
 Hit batters: 2, vs UMass Lowell (Feb 17, 2023)
 2, vs UMass Lowell (Feb 18, 2023)

SOUTH CAROLINA INDIVIDUAL SUPERLATIVES 2023 SEASON

BATTING

At bats: 5, (7 games)
 Runs scored: 3, (8 games)
 Hits: 5, Braylen Wimmer vs UMass Lowell (Feb 17, 2023)
 RBIs: 5, Carson Hornung vs UMass Lowell (Feb 17, 2023)
 5, Braylen Wimmer vs UMass Lowell (Feb 18, 2023)
 5, Caleb Denny vs Queens (Feb 22, 2023)
 Doubles: 2, Caleb Denny vs Queens (Feb 22, 2023)
 Triples: 1, (5 games)
 Home runs: 2, Will McGillis vs UMass Lowell (Feb 17, 2023)
 2, Gavin Casas vs UMass Lowell (Feb 19, 2023)
 2, Ethan Petry vs Winthrop (Feb 21, 2023)
 Total bases: 9, Ethan Petry vs Winthrop (Feb 21, 2023)
 Walks: 3, Evan Stone vs UMass Lowell (Feb 17, 2023)
 Strikeouts: 4, Gavin Casas vs Penn (Feb 25, 2023)
 Sac hits: 1, Braylen Wimmer vs UMass Lowell (Feb 19, 2023)
 1, Jonathan French vs Penn (Feb 26, 2023)
 Sac flies: 1, (5 games)
 Stolen bases: 2, Braylen Wimmer vs Penn (Feb 24, 2023)
 2, Braylen Wimmer vs Penn (Feb 26, 2023)
 Hit by pitch: 2, Talmadge LeCroy vs Winthrop (Feb 21, 2023)
 2, Will McGillis vs Queens (Feb 22, 2023)
 Runners LOB: 5, Ethan Petry vs Penn (Feb 26, 2023)

FIELDING (TEAM GAME HIGHS)

Putouts: 13, Cole Messina vs Penn (Feb 25, 2023)
 Assists: 3, (7 games)
 Errors: 1, (9 games)


PITCHING (TEAM GAME HIGHS)

Innings pitched: 8.0, Noah Hall vs Penn (Feb 25, 2023)
 Runs allowed: 4, Jack Mahoney vs Penn (Feb 26, 2023)
 Earned runs: 4, Jack Mahoney vs Penn (Feb 26, 2023)
 Walks allowed: 2, (4 games)
 Strikeouts: 12, Noah Hall vs Penn (Feb 25, 2023)
 Hits allowed: 5, Jack Mahoney vs UMass Lowell (Feb 19, 2023)
 5, Jack Mahoney vs Penn (Feb 26, 2023)
 Doubles allowed: 2, Eli Jerzembeck vs Winthrop (Feb 21, 2023)
 Homers allowed: 1, Nick Proctor vs Penn (Feb 24, 2023)
 1, Eli Jerzembeck vs Penn (Feb 26, 2023)
 Wild pitches: 2, Dylan Eskew vs Queens (Feb 22, 2023)
 Hit batters: 2, Will Sanders vs UMass Lowell (Feb 17, 2023)
 2, Noah Hall vs UMass Lowell (Feb 18, 2023)

Bold italic denotes school record

GAMECOCK HITTER NOTES

#3 BRAYLEN WIMMER | INF | R/R | SR | YUKON, OKLA.

Hit Streak: 13  Last Series: 5-10, 3 R, 1 3B, 1 HR, 5 SB vs. Penn
 On-Base Streak: 13 Last HR: Feb. 26, 2023 vs. Penn
 Overall: .517/.622/1.034, 14 R, 1 2B, 1 3B, 4 HR, 13 RBI, 5 SB
 2023: No. 13 Top Senior by Perfect Game ... D1Baseball Player to Watch in the SEC ...

#5 TALMADGE LECROY | C/INF | R/R | SO | BELTON, S.C.

Hit Streak: 0 Last Series: 1-10, 2 R, 3 BB vs. Penn
 On-Base Streak: 1 Last HR:
 Overall: .320/.541/.400, 8 R, 1 3B, 3 RBI, 7 BB
 2023:

#6 WILL MCGILLIS | INF | R/R | GR | SAN DIEGO, CALIF.

Hit Streak: 1 Last Series: 4-9, 2 R, 1 3B, 1 HR, 2 BB
 On-Base Streak: 9 Last HR: Feb. 26, 2023 vs. Penn
 Overall: .333/.515/.917, 9 R, 1 3B, 4 HR, 7 RBI, 4 BB
 2023: No. 36 overall transfer by D1Baseball.com .. No. 19 transfer in the SEC by D1Baseball.com's SEC Extra ...


#7 MICHAEL BRASWELL | INF | R/R | SO | MABELTON, GA.

Hit Streak: 0 Last Series: 1-2, 1 BB vs. UML
 On-Base Streak: 0 Last HR: April 28, 2022, vs. Alabama
 Overall: .250/.333/.250, 1 RBI, 1 BB
 2023:

#9 EVAN STONE | OF | R/R | SO | IRMO, S.C.

Hit Streak: 0 Last Series: 0-5, 1 R, 2 BB vs. Penn
 On-Base Streak: 0 Last HR:
 Overall: .176/.517/.176, 12 R, 2 RBI, 8 BB
 2023:

#10 DYLAN BREWER | OF | L/L | SR | LATTA, S.C.

Hit Streak: 0  Last Series: 0-8, 4 R, 1 RBI, 1 B vs. UML
 On-Base Streak: 0 Last HR: March 22, 2022, vs. Coastal Carolina
 Overall: .000/.250/.000, 5 R, 1 RBI, 2 BB
 2023:

#11 CALEB DENNY | OF | L/R | JR | OWASSO, OKLA.

Hit Streak: 1 Last Series: 4-11, 1 R, 1 2B, 1 3B, 4 RBI vs. Penn
 On-Base Streak: 36 Last HR: Feb. 21, 2023 vs. Winthrop
 Overall: .419/.537/.806, 9 R, 4 2B, 1 3B, 2 HR, 18 RBI, 5 BB, 5 SB
 2023: No. 63 overall transfer by D1Baseball.com ... No. 29 transfer in the SEC by D1Baseball.com's SEC Extra ...

#12 JACOB COMPTON | 1B/OF | L/L | JR | OLIVE BRANCH, MISS.

Hit Streak: 3 Last Series:
 On-Base Streak: 10 Last HR: May 27, 2022 vs. UCF
 Overall: .291/.365/.540, 18 2B, 11 HR, 55 RBI in 2022 (*Memphis*)
 2023: No. 64 overall transfer by D1Baseball.com ... No. 30 transfer in the SEC by D1Baseball.com's SEC Extra ...

#13 WILL TIPPETT | INF | B/R | FR | STONE MOUNTAIN, GA.

Hit Streak: 0 Last Series: 0-4 vs. Penn
 On-Base Streak: 0 Last HR:
 Overall: .125/.300/.125, 2 BB
 2023: Named a Top Freshman in the country by Perfect Game ...

#15 CARSON HORNING | OF | L/R | SO | OVERLAND PARK, KAN.

Hit Streak: 0 Last Series: 0-9 vs. Penn
 On-Base Streak: 0 Last HR: Feb. 17, 2023 vs. UMass Lowell
 Overall: .174/.406/.391, 8 R, 2 2B, 1 HR, 5 RBI, 8 BB
 2023:


#19 COLE MESSINA | C | R/R | SO | SUMMERVILLE, S.C.

Hit Streak: 0 Last Series 1-11, 1 R, 1 HR, 2 RBI, 3 BB vs. Penn
 On-Base Streak: 8 Last HR: Feb. 24, 2023 vs. Penn
 Overall: .300/.450/.767, 9 R, 1 3B, 4 HR, 15 RBI, 5 BB
 2023:

#20 ETHAN PETRY | INF | R/R | FR | LAND O'LAKES, FLA.

Hit Streak: 0 Last Series: 2-10, 2 R, 2 HR, 4 RBI, 2 BB vs. Penn
 On-Base Streak: 8 Last HR: Feb. 25, 2023 vs. Penn
 Overall: .435/.517/1.087, 7 R, 5 HR, 10 RBI, 3 BB
 2023: Named a Top Freshman in the country by Perfect Game ... Collegiate Baseball National Player of the Week (Feb. 27, 2023)

#26 JONATHAN FRENCH | C | R/R | SR | LILBURN, GA.

Hit Streak: 0 Last Series: 1-2 vs. Penn
 On-Base Streak: 3  Last HR: May 13, 2022, at Virginia
 Overall: .429/.500/.571, 1 R, 1 2B, 1 RBI
 2023:

#31 DAVID CROMER | OF | R/R | R-SO | LEXINGTON, S.C.

Hit Streak: 1 Last Series: 0-1 vs. UML
 On-Base Streak: 1 Last HR:
 Overall: .500/.500/.500, 1 RBI
 2023:

#37 CHRIS VEACH | INF | R/R | R-SO | CHAPIN, S.C.

Hit Streak: 1 Last Series 1-2, 2R vs. UML
 On-Base Streak: 1 Last HR: March 26, 2022 at Campbell
 Overall: .500/.500/.500, 2 R
 2023:

#38 ZANDER BUCHAN | C | B/R | FR | COLUMBIA, S.C.

Hit Streak: Last Series:
 On-Base Streak: Last HR:
 Overall:
 2023:

#50 KEVIN MADDEN | INF | R/R | SR | GLENWOOD, MD.

Hit Streak: 0 Last Series: 0-1 vs. Penn
 On-Base Streak: 0 Last HR: Feb. 19, 2023 vs. UMass Lowell
 Overall: .167/.167/.667, 1 R, 1 HR, 1 RBI
 2023:

#52 GAVIN CASAS | 1B | L/R | JR | PEMBROKE PINES, FLA.

Hit Streak: 1 Last Series: 2-9, 2 R, 1 HR, 2 RBI, 4 BB vs. Penn
 On-Base Streak: 1 Last HR: Feb. 26 vs. Penn
 Overall: .286/.417/.857, 9 R, 1 2B, 5 HR, 11 RBI, 6 BB
 2023: No. 57 overall transfer by D1Baseball.com ... No. 26 transfer in the SEC by D1Baseball.com's SEC Extra ...

GAMECOCK BULLPEN NOTES

#4 JACKSON PHIPPS | LHP | R-SO | DALLAS, GA.

Runners Scored/Inherited: 0/0 Last App.: 0.2 IP, 1 H, 0 R, 0 BB, 0 K vs. Penn (2/24/23)
 1st Batter Retired/Faced: 2/2 Longest App.: 2.0 IP vs. Gardner-Webb (3/30/21)
 Overall Stats: 0-0, 0.00 ERA, 1.2 IP, 1 H, 0 R, 0 BB, 2 K
 2023:

#14 ELI JONES | RHP | SO | PEACHTREE CITY, GA.

Runners Scored/Inherited: 0/0 Last App.: 2.2 IP, 4 H, 2 R, 1 ER, 1 BB, 4 K vs. Win. (2/21/23)
 1st Batter Retired/Faced: 1/1 Longest App.: 3.2 IP vs. NC A&T (5/4/21)
 Overall Stats: 1-0, 3.38 ERA, 2.2 IP, 4 H, 2 R, 1 ER, 1 BB, 4 K
 2023:

#16 DYLAN ESKEW | RHP | SO | TAMPA, FLA.

Runners Scored/Inherited: 0/0 Last App.: 1.0 IP, 0 H, 0 R, 2 BB, 0 K vs. Queens (2/22/23)
 1st Batter Retired/Faced: 1/2 Longest App.: 1.0 IP, 2x, last vs. Queens (2/22/23)
 Overall Stats: 0-0, 4.50 ERA, 2.0 IP, 1 H, 1 R, 3 BB, 0 K
 2023:

#18 ELI JERZEMBECK | RHP | FR | CHARLOTTE, N.C.

Runners Scored/Inherited: 3/3 Last App.: 2.1 IP, 4 H, 1 R, 1 BB, 3 K vs. Penn (2/26/23)
 1st Batter Retired/Faced: 1/2 Longest App.: 4.0 IP vs. Winthrop (2/21/23)
 Overall Stats: 0-0, 2.84 ERA, 6.1 IP, 8 H, 2 R, 1 BB, 7 K
 2023:

#25 SAM SIMPSON | RHP | R-FR | CARROLLTON, GA.

Runners Scored/Inherited: Last App.:
 1st Batter Retired/Faced: Longest App.:
 Overall Stats:
 2023:

#28 AUSTIN WILLIAMSON | RHP | FR | SHERRILLS FORD, N.C.

Runners Scored/Inherited: 0/0 Last App.: 1.0 IP, 0 H, 0 R, 1 BB, 1 K vs. Queens (2/22/23)
 1st Batter Retired/Faced: 2/2 Longest App.: 2.0 IP vs. UML (2/17/23)
 Overall Stats: 0-0, 0.00 ERA, 3.0 IP, 0 H, 0 R, 1 BB, 4 K
 2023:

#29 MATTHEW BECKER | LHP | SO | CHAPIN, S.C.

Runners Scored/Inherited: 0/0 Last App.: 1.0 IP, 0 H, 0 R, 0 BB, 2K vs Penn (2/25/23) (S)
 1st Batter Retired/Faced: 2/2 Longest App.: 6.0 IP vs. Texas (3/13/22)
 Overall Stats: 0-0, 0.00 ERA, 1 SV, 3.0 IP, 0 H, 0 R, 1 BB, 4 K
 2023: D1Baseball.com Pitcher to Watch in the SEC ...

#30 BRETT THOMAS | RHP | SR | ATLANTA, GA.

Runners Scored/Inherited: 0/0 Last App.: 1.0 IP, 0 H, 0 R, 0 BB, 1 K vs. UML (2/18/23)
 1st Batter Retired/Faced: 1/1 Longest App.: 4.0 2x, last vs. Kentucky (5/13/22)
 Overall Stats: 0-0, 0.00 ERA, 1.0 IP, 0 H, 0 R, 0 BB, 1 K
 2023:

#34 JAMES HICKS | RHP | R-JR | CONWAY, ARK.

Runners Scored/Inherited: 0/0 Last App.: 5.0 IP, 2 H, 0 R, 2 BB, 5 K vs. Queens (2/22/23)
 1st Batter Retired/Faced: 2/2 Longest App.: 5.0 IP vs. Queens (2/22/23)
 Overall Stats: 2-0, 0.00 ERA, 7.0 IP, 2 H, 0 R, 2 BB, 7 K
 2023:

#36 CADE AUSTIN | RHP | R-SO | CHAPIN, S.C.

Runners Scored/Inherited: 0/4 Last App.: 0.1 IP, 0 H, 0 R, 0 BB, 0 K vs Penn (2/26/23)(W)
 1st Batter Retired/Faced: 3/3 Longest App.: 4.0 IP vs. Winthrop (2/22/22)
 Overall Stats: 0-0, 6.75 ERA, 2.2 IP, 3 H, 2 R, 0 BB, 5 K
 2023: NCBWA Stopper of the Year Watch List ...

#37 CHRIS VEACH | RHP | R-SO | CHAPIN, S.C.

Runners Scored/Inherited: 0/2 Last App.: 1.0 IP, 0 H, 0 R, 0 BB, 1 K vs Penn (2/26/23)(S)
 1st Batter Retired/Faced: 3/3 Longest App.: 4.0 IP at Auburn (2/21/21)
 Overall Stats: 0-0, 0.00 ERA, 2 SV, 3.1 IP, 0 H, 0 R, 1 BB, 5 K
 2023:

#40 WESLEY SWEATT | RHP | R-SR | LEXINGTON, S.C.

Runners Scored/Inherited: 0/0 Last App.: 1.0 IP, 1 H, 1 R, 1 BB, 0 K vs. UML (2/17/23)
 1st Batter Retired/Faced: 1/1 Longest App.: 5.0 IP vs. Georgia (3/15/19)
 Overall Stats: 0-0, 9.00 ERA, 1.0 IP, 1 H, 1 R, 1 BB, 0 K
 2023:

#41 ZACH ZEDALIS | RHP | JR | CHARLOTTE, N.C.

Runners Scored/Inherited: 0/0 Last App.: 1.0 IP, 0 H, 0 R, 0 BB, 1 K vs. Win. (2/21/23)
 1st Batter Retired/Faced: 1/1 Longest App.: 1.1 IP 3x, last vs. High Point (2/25/20)
 Overall Stats: 0-0, 0.00 ERA, 1.0 IP, 0 H, 0 R, 0 BB, 1 K
 2023:

#44 TREY WHEELER | LHP | FR | INDIALANTIC, FLA.

Runners Scored/Inherited: 0/2 Last App.: 0.2 IP, 0 H, 0 R, 0 BB, 0 K vs. UML (2/18/23)
 1st Batter Retired/Faced: 1/1 Longest App.: 0.2 IP, 0 H, 0 R, 0 BB, 0 K vs. UML (2/18/23)
 Overall Stats: 0-0, 0.00 ERA, 0.2 IP, 0 H, 0 R, 0 BB, 0 K
 2023:

#45 NICK PROCTOR | RHP | R-SR | PLEASANTON, CALIF.

Runners Scored/Inherited: 2/4 Last App.: 0.2 IP, 1 H, 1 R, 1 BB, 1 K vs. Penn (2/24/23)
 1st Batter Retired/Faced: 3/3 Longest App.: 4.1 IP vs. Pacific (2/19/21)
 Overall Stats: 0-0, 3.00 ERA, 3.0 IP, 1 H, 1 R, 1 BB, 2 K
 2023: No. 97 overall transfer by D1Baseball.com

WEDNESDAY'S STARTING PITCHER



#34 JAMES HICKS

R-JR. - 6-2 - 190 - CONWAY, ARK. '22

CROWDER COLLEGE/CONWAY HS

HICKS' CAREER NOTES

AWARDS: SEC First-Year Academic Award (2022)

2023: Earned the win against Queens (Feb. 22), striking out five in five innings of work ... Made his season debut Feb. 17 vs. UMass Lowell, striking out a pair in two innings of work ...

2022: Selected in the 15th round of the 2022 MLB First-Year Player Draft by Baltimore ... Made two appearances on the mound for the Gamecocks ... Struck out five in 4.1 innings pitched vs. UNC Greensboro (Feb. 19) ... Had a pair of strikeouts in 2.2 innings vs. George Washington (Feb. 26) before leaving the game due to injury

PRIOR TO CAROLINA: Played two seasons at Crowder College in Neosho, Mo. (2020-21) ... First Team All-Region and All-District (2021) ... Went 11-3 with a 4.28 ERA, 89 strikeouts, eight complete games and a 1.22 WHIP in 90.1 innings pitched for the Roughriders in 2021 ... Second Team All-American by TheJBB.net (2021) ... Helped Crowder College to a 55-8 record in 2021 and a No. 3 rankings in NJCAA ... Pitched 10 innings in a Covid-shortened 2020 season, allowing just one run ... Holds the Crowder College record for complete games and strikeout-to-walk ratio ... Was a first-team all-state selection in 2019 at Conway High School in Conway, Ark. ... Struck out 44 batters in 38 innings pitched (2.83 ERA) his senior year of high school ... Also had four home runs as a senior at Conway

PERSONAL: Born on May 9, 2001 ... Son of David and Kristie Hicks ... Major is interdisciplinary studies

HICKS' GAME-BY-GAME

2022 SEASON

Date	Opponent	GS	IP	H	R	ER	BB	SO	W-L	SV
2-19-22	UNCG	*	4.1	9	4	4	0	5	0-1	0
2-26-22	G. Washington	*	2.2	1	0	0	1	2	0-1	0

2023 SEASON

Date	Opponent	GS	IP	H	R	ER	BB	SO	W-L	S
2-17-23	UMass Lowell		2.0	0	0	0	0	2	1-0	0
2-22-23	Queens	*	5.0	2	0	0	2	5	2-0	0

Season High	Career High
5.0 vs. Queens (2/22/23) Innings	5.0 vs. Queens (2/22/23)
2 vs. Queens (2/22/23) Hits	9, vs. UNCG (2/19/22)
..... Earned Runs	4, vs. UNCG (2/19/22)
2 vs. Queens (2/22/23) Walks	2 vs. Queens (2/22/23)
2 vs. UML (2/17/23) Strikeouts	5, vs. UNCG (2/19/22)

HICKS' CAREER STATISTICS

Year	ERA	W-L	G	GS	CG	SHO	SV	IP	H	R	ER	BB	SO	2B	3B	HR	BF	AVG	WP	HBP	BK	SFA	SHA
2022	5.14	0-1	2	2	0	0/0	0	7.0	10	4	4	1	7	1	0	0	32	.345	0	1	0	0	1
2023	0.00	2-0	2	1	0	0/1	0	7.0	2	0	0	2	7	0	0	0	24	.091	0	0	0	0	0
Totals	2..57	2-1	4	3	0	0/1	0	14.0	12	4	4	3	14	1	0	0	56	.214	0	1	0	0	1

2 NCAA Championships, 3 SEC Championships, 7 SEC East Titles, 31 NCAA Appearances

SOUTH CAROLINA 2023 HONOR ROLL

Cade Austin

Stopper of the Year Watch List
No. 7 Relief Pitcher in the country by D1Baseball.com

Matthew Becker

D1Baseball Pitcher to Watch in the SEC
No. 32 Top Prospect for the 2024 Draft, D1Baseball.com

Gavin Casas

No. 57 overall transfer by D1Baseball.com
No. 26 transfer in the SEC by D1Baseball.com's SEC Extra
D1Baseball Player to Watch in the SEC
No. 42 First Baseman in the country by D1Baseball.com

Caleb Denny

No. 63 overall transfer by D1Baseball.com
No. 29 transfer in the SEC by D1Baseball.com's SEC Extra
D1Baseball Player to Watch in the SEC
No. 95 Outfielder in the country by D1Baseball.com

Noah Hall

SEC Co-Pitcher of the Week (Feb. 27)
No. 71 Starting Pitcher in the country by D1Baseball.com

Eli Jerzembeck

Perfect Game Top Freshman
No. 7 Top Prospect for the 2024 Draft, D1Baseball.com
No. 4 Impact Freshman in the SEC, D1Baseball.com
No. 63 Starting Pitcher in the country by D1Baseball.com

Roman Kimball

Perfect Game Top Sophomore

Jack Mahoney

No. 33 Top Prospect in the SEC for the 2023 Draft, D1Baseball.com
No. 107 Starting Pitcher in the country by D1Baseball.com

Will McGillis

No. 36 overall transfer by D1Baseball.com
No. 19 transfer in the SEC by D1Baseball.com's SEC Extra
No. 41 Second Baseman in the country by D1Baseball.com

Ethan Petry

Collegiate Baseball National Player of the Week (Feb. 27)
Perfect Game Top Freshman
No. 18 Impact Freshman in the SEC, D1Baseball.com

Nick Proctor

No. 97 overall transfer by D1Baseball.com

Will Sanders

Baseball American Preseason All-America second team
D1Baseball.com Preseason All-America second team
Perfect Game Preseason All-America second team
Preseason All-SEC team by Perfect Game
Perfect Game Top Junior
D1Baseball Pitcher to Watch in the SEC
No. 7 Top Prospect in the SEC for the 2023 Draft, D1Baseball.com
No. 11 Starting Pitcher in the country by D1Baseball.com

Will Tippett

Perfect Game Top Freshman

Braylen Wimmer

Perfect Game Top Senior
D1Baseball Player to Watch in the SEC
No. 20 Shortstop in the country by D1Baseball.com

2023 BATTING BY SERIES

Team	Avg.	R	H	HR	RBI	BB	SO
UMass Lowell	.393	49	42	14	45	18	18
Winthrop	.368	19	14	5	19	11	9
Queens	.324	12	11	1	11	7	6
Penn	.220	14	20	6	14	20	33
N.C. A&T							
Clemson							
The Citadel							
USC Upstate							
Bethune-Cookman							
Presbyterian							
Georgia							
Charlotte							
Missouri							
Mississippi State							
North Carolina							
LSU							
Vanderbilt							
Charleston Southern							
Florida							
Auburn							
Kentucky							
North Florida							
Arkansas							
Tennessee							

2023 PITCHING BY SERIES

Team	ERA	IP	H	R	ER	BB	SO
UMass Lowell	1.67	27.0	12	5	5	4	29
Winthrop	2.00	9.0	8	3	2	1	9
Queens	0.00	9.0	2	0	0	6	8
Penn	2.67	27.0	21	9	8	7	34
N.C. A&T							
Clemson							
The Citadel							
USC Upstate							
Bethune-Cookman							
Presbyterian							
Georgia							
Charlotte							
Missouri							
Mississippi State							
North Carolina							
LSU							
Vanderbilt							
Charleston Southern							
Florida							
Auburn							
Kentucky							
North Florida							
Arkansas							
Tennessee							

A LOOK AT THE 2023 SEASON

Date	Opponent	Result	Pitcher of Record (W/L)	Notable Game Note
2-17	UMass Lowell	W, 20-3	Hicks (W, 1-0)	Most runs in an opener since 2008, Wimmer 5 hits, Hornung 5RBI, McGillis 2HR
2-18	UMass Lowell	W, 17-1	Hall (W, 1-0)	Gamecocks do not allow a hit after the first inning, 17 runs in first five innings
2-19	UMass Lowell	W, 12-1	Mahoney (W, 1-0)	Mahoney strikes out 9, 5.2 shutout inn., Messina 4 RBI help complete sweep
2-21	Winthrop	W, 19-3	Jones (W, 1-0)	Gamecocks belt five home runs, Petry 2 HR, 4 RBI, Jerzembeck 4 K in 4 IP
2-22	Queens	W, 12-0	Hicks (W, 2-0)	First shutout of 2023, Hicks 5 K in 5 IP, Casas HR, Denny 5 RBI
2-24	Penn	W, 7-4	Sanders (W, 1-0)	Petry, Messina homer, Denny drives in three, Sanders strikes out six in win
2-25	Penn	W, 1-0	Hall (W, 2-0)	Hall strikes out 12, Petry homers in first 1-0 win since March of 2021
2-26	Penn	W, 6-5	Austin (W, 1-0)	Casas, McGillis go back-to-back to take lead in 8th as Gamecocks sweep
2-28	NC A&T			
3-3	at Clemson			
3-4	vs. Clemson			
3-5	Clemson			
3-7	The Citadel			
3-8	at USC Upstate			
3-10	Bethune-Cookman			
3-11	Bethune Cookman			
3-12	Bethune-Cookman			
3-14	Presbyterian			
3-17	at Georgia*			
3-18	at Georgia*			
3-19	at Georgia*			
3-21	at Charlotte			
3-24	Missouri*			
3-25	Missouri*			
3-26	Missouri*			
3-28	at The Citadel			
3-30	at Mississippi St.*			
3-31	at Mississippi St.*			
4-1	at Mississippi St.*			
4-4	vs. North Carolina			
4-6	LSU*			
4-7	LSU*			
4-8	LSU*			
4-11	USC Upstate			
4-14	at Vanderbilt*			
4-15	at Vanderbilt*			
4-16	at Vanderbilt*			
4-18	Charleston Southern			
4-20	Florida*			
4-21	Florida*			
4-22	Florida*			
4-28	Auburn*			
4-29	Auburn*			
4-30	Auburn*			
5-3	at Winthrop			
5-5	at Kentucky*			
5-6	at Kentucky*			
5-7	at Kentucky*			
5-9	North Florida			
5-12	at Arkansas*			
5-13	at Arkansas*			
5-14	at Arkansas*			
5-16	Charlotte			
5-18	Tennessee*			
5-19	Tennessee*			
5-20	Tennessee*			

GAMECOCKS IN THE RANKINGS

Dates	BA	CB	D1	NCBWA	PG	UST
Preseason	--	47	23	28	--	RV
February 20	--	--	23	25	--	RV
February 27	--	29	23	24	--	23
March 6						
March 13						
March 20						
March 27						
April 3						
April 10						
April 17						
April 24						
May 1						
May 8						
May 15						
May 22						

BA - Baseball America; CB - Collegiate Baseball; D1 - D1Baseball; NCBWA - National Collegiate Baseball Writers Association; PG - Perfect Game USA; UST - USA TODAY Coaches Poll;

THE GAMECOCK RADIO NETWORK

All 56 regular season games will be available on the Gamecock Radio Network. Flagship station, 107.5 FM, "The Game," is the home of the Gamecocks and will broadcast all games. In the event of a conflict with basketball in Columbia, the baseball games can be heard on sister station WISW, 1320 AM. All games can also be heard on the All Access channel on GamecocksOnline.

For local affiliates, please check your local listings for the latest schedule. Additional affiliates include:

2023 Network Affiliates

Aiken/Edgefield	WKSX	92.7 FM
Allendale	WDOG	93.5 FM
Camden	WCAM	1590 AM
Charleston	WWIK	98.9 FM
Chesterfield	WVSZ	107.3 FM
Columbia	WNKT	107.5 FM
Columbia	WISW	1320 AM
Florence	WOLH	96.3 FM/ 1230 AM
Greenville	WROO	104.9 FM
Greenwood	WCZZ	1090 AM
Kingstree	WDKD	1310 AM
Myrtle Beach	WSEA	100.3 FM
Rock Hill/Lancaster	WRHM	107.1 FM
Spartanburg	WSPG	98.3 FM/ 1400 AM

Live Gamecock Baseball broadcasts are also available for free this season on the Tuneln App (Android/iOS). Live Gamecock Baseball will also be available for free on the South Carolina Gameday App (Android/iOS) via a link out to Tuneln. Users who do not already have the Tuneln app downloaded will be prompted to download the app. Upon successful completion of the download, users will be easily redirected from the Gameday App to Tuneln anytime they select the Live Audio option in the Gameday App.

During the overlap of basketball and baseball seasons, a basketball broadcast (men's or women's) will take priority over baseball. For example if a basketball game is scheduled at the same time as a baseball game, the basketball game broadcast would be on Tuneln, while the baseball game would not.

LARGEST SINGLE GAME CROWDS AT FOUNDERS PARK

Single-Game Sellouts at Founders Park (56 all-time)

8,242	vs. Clemson	March 4, 2022 (L, 2-3)
8,242	vs. Clemson	Feb. 28, 2020 (L, 1-7)
8,242	vs. Clemson	March 3, 2019 (W, 14-3)
8,242	vs. Clemson	March 2, 2018 (W, 3-2)
8,242	vs. Alabama	March 25, 2017 (W, 6-5, 10 inn.)
8,242	vs. Clemson	March 5, 2017 (L, 5-3, 11 inn.)
8,242	vs. UNCG	February 18, 2017 (W, 5-1)
8,242	vs. UNCG	February 17, 2017 (W, 7-1)
8,242	vs. Texas A&M	May 14, 2016 (L, 5-2)
8,242	vs. Florida	April 29, 2016 (W, 2-1)
8,242	vs. Tennessee	April 9, 2016 (W, 7-4)
8,242	vs. College of Charleston	March 29, 2016 (L, 6-5, 13 inn.)
8,242	vs. Clemson	March 4, 2016 (W, 8-1)
8,242	vs. LSU	May 16, 2015 (L, 8-1)
8,242	vs. LSU	May 15, 2015 (L, 9-2)
8,242	vs. Vanderbilt	April 18, 2015 (W, 3-2)
8,242	vs. Georgia	March 28, 2015 (L, 4-3)
8,242	vs. Clemson	March 2, 2015 (L, 7-0)
8,242	vs. Alabama	April 26, 2014 (L, 2-1)
8,242	vs. Alabama	April 25, 2014 (W, 9-3)
8,242	vs. Florida	April 13, 2014 (L, 6-5)
8,242	vs. Florida	April 12, 2014 (L, 4-3, 13 inn.)
8,242	vs. Florida	April 11, 2014 (W, 4-1)
8,242	vs. Tennessee	March 30, 2014 (W, 8-0)
8,242	vs. Clemson	February 28, 2014 (W, 9-6)
8,242	vs. Eastern Kentucky	February 22, 2014 (W, 2-0)
8,242	vs. Georgia	May 11, 2013 (W, 8-3)
8,242	vs. Texas A&M	March 30, 2013 (W, 6-3)
8,242	vs. Clemson	March 3, 2013 (W, 8-0)
8,242	vs. Liberty	February 15, 2013 (W, 4-3)
8,242	vs. Oklahoma (NCAA Super Regional)	June 10-11, 2012 (W, 5-1)
8,242	vs. Oklahoma (NCAA Super Regional)	June 9, 2012 (W, 5-0)
8,242	vs. Clemson (NCAA Regional)	June 3, 2012 (W, 4-3)
8,242	vs. Clemson (NCAA Regional)	June 2, 2012 (W, 5-4, 12 inn.)
8,242	vs. LSU	May 19, 2012 (L, 3-2, 10 inn.)
8,242	vs. LSU	May 18, 2012 (W, 5-4)
8,242	vs. Alabama	April 28, 2012 (W, 9-1)
8,242	vs. Alabama	April 27, 2012 (W, 12-11)
8,242	vs. Mississippi State	April 14, 2012 (W, 5-3)
8,242	vs. Tennessee	April 6, 2012 (L, 5-4)
8,242	vs. Florida	March 24, 2012 (L, 5-4)
8,242	vs. Florida	March 23, 2012 (L, 8-2)
8,242	vs. Florida	March 22, 2012 (W, 9-3)
8,242	vs. Clemson	March 3, 2012 (W, 9-6)
8,242	vs. VMI	February 17, 2012 (W, 2-1)
8,242	vs. Connecticut (NCAA Super Regional)	June 12, 2011 (W, 8-2)
8,242	vs. Connecticut (NCAA Super Regional)	June 11, 2011 (W, 5-1)
8,242	vs. Auburn	April 30, 2011 (W, 10-2)
8,242	vs. Vanderbilt	April 17, 2011 (W, 5-3)
8,242	vs. Vanderbilt	April 16, 2011 (L, 6-4)
8,242	vs. Vanderbilt	April 15, 2011 (W, 3-1)
8,242	vs. Kentucky	April 2, 2011 (W, 4-3, 10 inn.)
8,242	vs. Clemson	March 4, 2011 (W, 6-3)
8,242	vs. Santa Clara	February 19, 2011 (W, 2-1)
8,242	vs. Santa Clara	February 18, 2011 (W, 12-5)
8,242	vs. Florida	May 21, 2010 (L, 5-2)

South Carolina All-Time record in sellouts at Founders Park (38-18 (679))

TOP 10 THREE-GAME SERIES ATTENDANCE MARKS AT FOUNDERS

24,726	vs. Florida (all three sellouts)	April 11-13, 2014
24,726	vs. Florida (all three sellouts)	March 22-24, 2012
24,726	vs. Vanderbilt (all three sellouts)	April 15-17, 2011
24,558	vs. Alabama (two sellouts)	April 25-27, 2014
24,501	vs. UNCG (two sellouts)	February 17-19, 2017
24,398	vs. LSU (two sellouts)	May 18-19, 2012
24,278	vs. Auburn (one sellout)	April 29-May 1, 2011
24,204	vs. Alabama	April 30-May 2, 2010
24,186	vs. Georgia	March 18-20, 2011
23,991	vs. LSU (two sellouts)	May 14-16, 2015

A SOUTH CAROLINA TEAM

Won 10 or more consecutive games.....	March 1, 2020-March 10, 2021 (16)
Lost five or more consecutive games.....	March 18-March 24, 2022 (5)
Scored 20 or more runs in a game.....	20, Feb. 17, 2023 vs. UMass Lowell
Scored 10+ Runs in an inning.....	10 in the 3rd inning vs. Valparaiso, March 9, 2010
Did not strikeout.....	April 7, 2015 vs. Appalachian State
Hit consecutive home runs.....	Gavin Casas and Will McGillis (8th inning vs. Penn, Feb. 26, 2023)
Turned a triple play.....	at Texas A&M, May 6, 2022 (Wimmer to Braswell to Madden)
Shut out consecutive opponents.....	vs. Mercer, March 6-7, 2021 (W, 4-0, W, 1-0)
Shut out the opponent.....	vs. Penn (1-0) (Feb. 25, 2023)
Was shut out by the opponent at home.....	vs. Vanderbilt (0-10) March 24, 2022
Was shut out by the opponent on the road.....	at Florida (0-8) May 20, 2022
Was shut out in two consecutive games.....	at Arkansas (0-2, 0-3) April 14, 2018
Swept a conference doubleheader.....	at LSU (4-2, 9-0) April 17, 2021
Was swept in a conference doubleheader.....	at Ole Miss (3-7, 4-6) May 1, 2021
Swept a conference series at home.....	vs. Alabama, April 28-30, 2022
Swept a conference series on the road.....	at Kentucky, May 14-16, 2021
Was swept in a conference series at home.....	vs. Vanderbilt, May 3-5, 2019
Was swept in a conference series on the road.....	at Auburn April 22-24, 2022
Won a conference series at home.....	vs. Kentucky, May 13-15, 2022
Won a conference series on the road.....	at Kentucky, May 14-16, 2021
Last 1-0 win.....	vs. Penn, Feb. 25, 2023
Last 1-0 loss.....	vs. UNC Greensboro, Feb. 19, 2017

A SOUTH CAROLINA PLAYER

Hit two home runs in a game.....	Ethan Petry vs. Winthrop, Feb. 21, 2023
Hit three home runs in a game.....	Wes Clarke vs. Winthrop, Feb. 23, 2021
Led off game with a home run.....	Brady Allen at Georgia, April 4, 2021
Hit a grand slam.....	Cole Messina vs. Winthrop, Feb. 21, 2023
Walk-off home run.....	Jacob Olson vs. North Carolina State, April 2, 2019
Pinch hit home run.....	Jack Mahoney vs. Florida, May 19, 2022
Inside-the-park home run.....	Noah Campbell vs. Florida, March 17, 2018
Had seven or more RBI in a game.....	Wes Clarke (7) vs. Northwestern, Feb. 22, 2020
Had five or more hits in a game.....	Braylen Wimmer (5) vs. UMass Lowell, Feb. 17, 2023
Two hits in an inning.....	Braylen Wimmer (2nd inning) at Texas A&M, May 7, 2022
Hit for the cycle.....	TJ Hopkins vs. Valparaiso, March 10, 2019
Had 10 or more total bases in a game.....	Braylen Wimmer (10) vs. Vanderbilt, March 26, 2022
Stole three or more bases in a game.....	Brandt Belk (3) vs. Presbyterian, March 29, 2022
Stole home plate.....	Dylan Brewer vs. UMass Lowell, Feb. 19, 2023
Had a 10-game hitting streak.....	Josiah Sightler (12), April 23-May 14, 2022
Had a 15-game hitting streak.....	Brandt Belk (24), March 8-April 22, 2022
Had a 20-game hitting streak.....	Brandt Belk (24), March 8-April 22, 2022
Had a 25-game hitting streak.....	Gene Cone (31), March 1-May 6, 2016
Had 10 or more strikeouts in a game.....	Noah Hall (12) vs. Penn (Feb. 25, 2023)
Pitched a complete game.....	Brett Kerry at Kentucky (May 15, 2021)
Pitched a nine-inning, complete game shutout.....	Brett Kerry at Kentucky (May 15, 2021)
Pitched a combined shutout.....	Noah Hall (8.0) and Matthew Becker (1.0) vs. Penn, Feb. 25, 2023
Pitched a no-hitter.....	Colby Holmes, Forrest Koumas, Josh Knab vs. Albany, Feb. 24, 2013

SEASON/CAREER HIGHS

#3 Braylen Wimmer

Season/Career High Career High
5 vs. UML (2/17/23) At Bats 7, vs. Florida (3/26/21)
3, 2x, last vs. Winthrop (2/21/22) Runs 3, 5x, last vs. Winthrop (2/21/22)
5 vs. UML (2/17/23) Hits 5 vs. UML (2/17/23)
5 vs. UML (2/18/23) RBI 5, 2x, last vs. UML (2/18/23)
2 vs. Queens (2/22/23) Walks 3, 2x, last at Texas A&M (5/6/22)

#5 Talmadge LeCroy

Season High Career High
4, 2x, last vs. Penn (2/25/23) At Bats 5, at Texas A&M (5/8/22)
2, 2x, last vs. UML (2/18/23) Runs 2, 3x, last vs. UML (2/18/23)
3, vs. UML (2/18/23) Hits 3, 2x, last vs. UML (2/18/23)
2 vs. UML (2/18/23) RBI 2, 4x, last vs. UML (2/18/23)
2, 2x, last vs. Penn (2/26/23) Walks 2, 2x, last vs. Penn (2/26/23)

#6 Will McGillis

Season High Career High
4, 3x, last vs. Penn (2/24/23) At Bats 6, at FIU (4/16/22)
3 vs. Winthrop (2/21/23) Runs 3, 11x, last vs. Winthrop (2/21/23)
2, 4x, last vs. Penn (2/26/23) Hits 3, 10x, last vs. UAB (4/29/22)
3, vs. UML (2/17/23) RBI 4, 2x, last vs. MTSU (5/21/22)
2 vs. Winthrop (2/21/23) Walks 2, 15x, last vs. Winthrop (2/21/23)

#7 Michael Braswell

Season High Career High
2 vs. UML (2/18/23) At Bats 5, 7x, last at Texas A&M (5/8/22)
..... Runs 3, 2x, last vs. G. Wash. (2/25/22)
1 vs. UML (2/18/23) Hits 4, 2x, last vs. Kentucky (5/13/22)
1 vs. UML (2/17/23) RBI 3 vs. Kentucky (5/13/22)
1 vs. UML (2/19/23) Walks 3 vs. Kentucky (5/14/22)

#9 Evan Stone

Season High Career High
3, 2x, last vs. Winthrop (2/21/23) At Bats 5, 3x, last at Texas A&M (5/8/22)
3, 2x, last vs. UML (2/18/23) Runs 3, 2x, last vs. UML (2/18/23)
2 vs. Winthrop (2/21/23) Hits 2 vs. NC A&T (5/4/22)
2 vs. Winthrop (2/21/23) RBI 1, 4x, last at Florida (5/21/22)
3 vs. UML (2/17/23) Walks 3 vs. UML (2/17/23)

#10 Dylan Brewer

Season High Career High
4 vs. UML (2/18/23) At Bats 6, 2x, last vs. N'eastern (3/12/22)
2 vs. UML (2/17/23) Runs 2, 4x, last vs. UML (2/17/23)
..... Hits 3, 3x, last vs. Presby (4/26/22)
1 vs. UML (2/17/23) RBI 5, vs. NC State (4/2/21)
1, 2x, last vs. Winthrop (2/21/23) Walks 3, 3x, last vs. Louisville (4/30/21)

#11 Caleb Denny

Season High Career High
5, 3x, last vs Penn (2/24/23) At Bats 7 vs. Oklahoma St. (4/19/22)
2, 3x, last vs. Winthrop (2/21/23) Runs 4, 2x, last vs. Pacific (3/5/22)
3 vs. Penn (2/24/23) Hits 5 vs. Oklahoma St. (4/19/22)
5 vs. Queens (2/22/23) RBI 6, 2x, last vs. SDSU (3/26/22)
2 vs. Penn (2/26/23) Walks 2, 6x, last vs. Penn (2/26/23)

#12 Jacob Compton

Season High Career High
..... At Bats 6, MVSU (4/26/22)
..... Runs 2, 10x, last vs. Houston (5/26/22)
..... Hits 3, 4x, last vs. Ark. St (5/10/22)
..... RBI 5, vs. UT Martin (5/3/22)
..... Walks 2, 3x, last vs. Cincy (5/15/22)

#13 Will Tippett

Season/Career High Career High
4 vs. Penn (2/26/23) At Bats
..... Runs
1 vs. UML (2/19/23) Hits
..... RBI
1, 2x, last vs. Queens (2/22/23) Walks

#15 Carson Hornung

Season High Career High
4, 3x, last vs. Penn (2/24/23) At Bats 4, 8x, last vs. Penn (2/24/23)
3 vs. UML (2/18/23) Runs 3 vs. UML (2/18/23)
2 vs. UML (2/17/23) Hits 2, 5x, last at UML (2/17/23)
5 vs. UML (2/17/23) RBI 5 vs. UML (2/17/23)
2, 3x, last vs. Winthrop (2/21/23) Walks 2, 7x, last vs. Winthrop (2/21/23)

#19 Cole Messina

Season High Career High
5, 2x, last vs. Penn (2/24/23) At Bats 6 vs. G. Wash (2/25/22)
3 vs. Winthrop (2/21/23) Runs 3 vs. Winthrop (2/21/23)
3 vs. Winthrop (2/21/23) Hits 3 vs. Winthrop (2/21/23)
4, 2x, last vs. Winthrop (2/21/23) RBI 4, 2x, last vs. Winthrop (2/21/23)
2 vs. Penn (2/26/23) Walks 2, 2x, last vs. Penn (2/26/23)

#20 Ethan Petry

Season/Career High Career High
4, 2x, last vs. Penn (2/24/23) At Bats
3 vs. Winthrop (2/21/23) Runs
3 vs. Winthrop (2/21/23) Hits
4 vs. Winthrop (2/21/23) RBI
1, 3x, last vs. Penn (2/26/23) Walks

#26 Jonathan French

Season High Career High
2, 2x, last vs. Winthrop (2/21/23) At Bats 5, 5x, last vs. ETSU (4/20/22)
1 vs. Winthrop (2/21/23) Runs 3, vs. Ga. Tech (5/8/22)
2 vs. Winthrop (2/21/23) Hits 3, vs. Wake (4/16/22)
1 vs. Winthrop (2/21/23) RBI 4, vs. N'Eastern (3/12/22)
..... Walks 2, 5x, last vs. Ga. Tech (5/8/22)

#31 David Cromer

Season/Career High Career High
1, 2x, last vs. Winthrop (2/21/23) At Bats 1, 3x, last vs. Winthrop (2/21/23)
..... Runs
1, vs. Winthrop (2/21/23) Hits 1, vs. Winthrop (2/21/23)
1, vs. Winthrop (2/21/23) RBI 1, vs. Winthrop (2/21/23)
..... Walks 1, vs. Xavier (3/8/22)

#37 Chris Veach

Season High Career High
1, 4x, last vs. Queens (2/22/23) At Bats 6, vs. UNCA (4/6/21)
2 vs. UML (2/17/23) Runs 4, at East. Kent. (2/27/21)
1, 2x, last vs. Queens (2/22/23) Hits 3, 5x, last vs. Chas. So (3/27/21)
..... RBI 3, at Ga. Tech (3/23/22)
..... Walks 1, vs. Xavier (3/8/22)

#38 Zander Buchan

Season/Career High Career High
..... At Bats
..... Runs
..... Hits
..... RBI
..... Walks

#50 Kevin Madden

Season High Career High
1, 6x, last vs. Penn (2/24/23) At Bats 6, 3x, last vs. Georgia Tech (4/18/21)
1, vs. UML (2/19/23) Runs 3, vs. William and Mary (3/10/20)
1, vs. UML (2/19/23) Hits 5, vs. Virginia (5/16/19)
1 vs. UML (2/19/23) RBI 5, 2x, last at Wake Forest (4/10/21)
..... Walks 3, at Wake Forest (4/7/19)

#52 Gavin Casas

Season High Career High
5 vs. Queens (2/22/23) At Bats 6, vs. Hawaii (3/5/22)
2, 2x, last vs. Queens (2/22/23) Runs 2, 5x, last vs. Queens (2/22/23)
3 vs. Queens (2/22/23) Hits 3, 2x, last vs. Queens (2/22/23)
3, 2x, last vs. UML (2/19/23) RBI 7, vs. Wagner (3/13/22)
2, 2x, last vs. Penn (2/26/23) Walks 2, 3x, last vs. Penn (2/26/23)

#4 Jackson Phipps

Season High.....**Career High**
 1.0 vs. UML (2/18/23).....Innings 2.0, vs. Gardner-Webb (3/30/21)
 1 vs. Penn (2/24/23)..... Hits..... 3, 3x, last vs Citadel (4/27/21)
Runs..... 5, vs. Citadel (4/27/21)
 Earned Runs..... 5, vs. Citadel (4/27/21)
 Walks..... 1, 4x, last vs. Citadel (4/27/21)
 2 vs. UML (2/18/23)..... Strikeouts. 5, vs. Gardner-Webb (3/30/21)

#14 Eli Jones

Season High.....**Career High**
 2.2 vs. Winthrop (2/21/23).....Innings..... 3.2 vs. NC A&T (5/4/22)
 4 vs. Winthrop (2/21/23)..... Hits..... 5 vs. Presbyterian (3/29/22)
 2 vs. Winthrop (2/21/23).....Runs..... 4 vs. USC Upstate (5/10/22)
 1 vs. Winthrop (2/21/23)..... Earned Runs..... 4 vs. USC Upstate (5/10/22)
 1 vs. Winthrop (2/21/23)..... Walks..... 2 vs. USC Upstate (5/10/22)
 4 vs. Winthrop (2/21/23)..... Strikeouts..... 4 vs. Winthrop (2/21/23)

#16 Dylan Eskew

Season/Career High.....
 1.0, 2x, last vs. Queens (2/22/23).....Innings
 1 vs. UML (2/19/23)..... Hits
 1 vs. UML (2/19/23).....Runs
 1 vs. UML (2/19/23)..... Earned Runs
 2 vs. Queens (2/22/23)..... Walks
Strikeouts

#18 Eli Jerzembeck

Season/Career High.....
 4.0 vs. Winthrop (2/21/23).....Innings
 4,2x, last vs. Penn (2/26/23)..... Hits
 1, 2x, last vs. Penn (2/26/23).....Runs
 1, 2x, last vs. Penn (2/26/23)..... Earned Runs
 1 vs. Penn (2/26/23)..... Walks
 4 vs. Winthrop (2/21/23)..... Strikeouts

#25 Sam Simpson

Season/Career High.....
Innings
 Hits
Runs
 Earned Runs
 Walks
Strikeouts

#28 Austin Williamson

Season/Career High.....
 2.0 vs. UML (2/17/23).....Innings
 Hits
Runs
 Earned Runs
 1 vs. Queens (2/22/23)..... Walks
 3 vs. UML (2/17/23)..... Strikeouts

#29 Matthew Becker

Season High.....**Career High**
 2.0 vs. Queens (2/22/23).....Innings..... 6.0 vs. Texas (3/13/22)
 Hits..... 7 vs. Vanderbilt (3/26/22)
Runs..... 5 vs. Vanderbilt (3/26/22)
 Earned Runs..... 4, 2x, last vs. Ole Miss (4/16/22)
 1 vs. Queens (2/22/23)..... Walks..... 6 vs. Vanderbilt (3/26/22)
 2, 2x, last vs. Penn (2/25/23)..... Strikeouts..... 11 vs. Texas (3/13/22)

#30 Brett Thomas

Season High.....**Career High**
 1.0 vs. UML (2/18/23).....Innings.. 4.0, 2x, last vs. Kentucky (5/13/22)
 Hits..... 7 vs. Florida (5/19/22)
Runs..... 4, 2x, last vs. Florida (5/19/22)
 Earned Runs 4, 2x, last vs. Florida (5/19/22)
 Walks.. 3, 3x, last vs. Kentucky (5/13/22)
 1 vs. UML (2/18/23)..... Strikeouts.. 5, 2x, last vs. Florida (5/19/22)

#34 James Hicks

Season High.....**Career High**
 5.0 vs. Queens (2/22/23).....Innings..... 5.0 vs. Queens (2/22/23)
 2 vs. Queens (2/22/23)..... Hits..... 9, vs. UNCG (2/19/22)
Runs..... 4, vs. UNCG (2/19/22)
 Earned Runs..... 4, vs. UNCG (2/19/22)
 2 vs. Queens (2/22/23)..... Walks..... 2 vs. Queens (2/22/23)
 2 vs. UML (2/17/23)..... Strikeouts..... 5, vs. UNCG (2/19/22)

#36 Cade Austin

Season High.....**Career High**
 1.1, 2x, last vs. Penn (2/24/23).....Innings..... 4.0 vs. Winthrop (2/22/22)
 3 vs. Penn (2/24/23)..... Hits..... 7, at Texas A&M (5/7/22)
 2 vs. Penn (2/24/23).....Runs..... 6 vs. UNCG (2/18/22)
 2 vs. Penn (2/24/23)..... Earned Runs..... 6 vs. UNCG (2/18/22)
 Walks..... 3 vs. UNCG (2/18/22)
 3 vs. Penn (2/24/23)..... Strikeouts..... 5 at Tennessee (3/19/22)

#37 Chris Veach

Season High.....**Career High**
 1.1 vs. Penn (2/24/23).....Innings..... 4.0, at Auburn (2/21/21)
 Hits..... 4, vs. Indiana St. (6/5/21)
Runs..... 4, at Longwood (4/17/21)
 Earned Runs..... 3, at Longwood (4/17/21)
 1 vs. Penn (2/24/23)..... Walks... 2, 5x, last vs. G-Webb (5/28/21)
 2, 2x, last vs. Penn (2/24/23)..... Strikeouts..... 4, vs. Chas. So. (3/27/21)

#40 Wesley Sweatt

Season High.....**Career High**
 1.0 vs. UML (2/17/23).....Innings..... 5.0, vs. Georgia (3/15/19)
 1 vs. UML (2/17/23)..... Hits..... 10, at Tennessee (3/22/19)
 1 vs. UML (2/17/23).....Runs..... 8, at Tennessee (3/22/19)
 1 vs. UML (2/17/23)..... Earned Runs..... 6, at Tennessee (3/22/19)
 1 vs. UML (2/17/23)..... Walks..... 3, vs. Furman (5/8/19)
 Strikeouts..... 4, 2x, last vs. Xavier (3/8/22)

#41 Zach Zedalis

Season/Career High.....
 1.0 vs. Winthrop (2/21/23).....Innings
 Hits
Runs
 Earned Runs
 Walks
 1 vs. Winthrop (2/21/23)..... Strikeouts

#44 Trey Wheeler

Season/Career High.....
 0.2 vs. UML (2/18/23).....Innings
 Hits
Runs
 Earned Runs
 Walks
Strikeouts

#45 Nick Proctor

Season High.....**Career High**
 1.1 vs. Winthrop (2/21/23).....Innings..... 4.1, vs. Pacific (2/19/21)
 1 vs. Penn (2/24/23)..... Hits..... 5, 2x, last vs. St. Mary's (3/7/21)
 1 vs. Penn (2/24/23).....Runs..... 7, at San Fran. (2/27/21)
 1 vs. Penn (2/24/23)..... Earned Runs..... 7, at San Fran. (2/27/21)
 1 vs. Penn (2/24/23)..... Walks..... 3, at San Fran. (2/27/21)
 1, 2x, last vs. Penn (2/24/23)..... Strikeouts.. 6, 2x, last vs. Ore. St. (5/26/22)

#47 Connor McCreery

Season/Career High.....
Innings
 Hits
Runs
 Earned Runs
 Walks
Strikeouts

SOUTH CAROLINA LINEUPS BY POSITION

GAME (No./time)	C	1B	2B	SS	3B	LF	CF	RF	DH
2-17 UML (1/1)	Messina	Casas	McGillis	Wimmer	LeCroy	Denny	Stone	Brewer	Hornung
2-18 UML (1/2)	Messina	Casas	McGillis	Wimmer	LeCroy	Denny	Stone	Brewer	Hornung
2-19 UML (2/1)	Messina	Casas	McGillis	Wimmer	LeCroy	Hornung	Stone	Denny	Petry
2-21 WIN (3/1)	Messina	Casas	McGillis	Wimmer	LeCroy	Denny	Stone	Petry	Hornung
2-22 QUE (4/1)	LeCroy	Casas	McGillis	Wimmer	Petry	Hornung	Stone	Denny	Messina
2-24 PENN (3/2)	Messina	Casas	McGillis	Wimmer	LeCroy	Denny	Stone	Petry	Hornung
2-25 PENN (3/3)	Messina	Casas	McGillis	Wimmer	LeCroy	Denny	Stone	Petry	Hornung
2-26 PENN (5/1)	Messina	Casas	McGillis	Wimmer	LeCroy	Denny	Tippett	Petry	Hornung
2-28 NCAT									
3-3 CLEM									
3-4 CLEM									
3-5 CLEM									
3-7 CIT									
3-8 UPST									
3-10 BCU									
3-11 BCU									
3-12 BCU									
3-14 PC									
3-17 GA									
3-18 GA									
3-19 GA									
3-21 CHAR									
3-24 MIZ									
3-25 MIZ									
3-26 MIZ									
3-28 CIT									
3-30 MSST									
3-31 MSST									
4-1 MSST									
4-4 UNC									
4-6 LSU									
4-7 LSU									
4-8 LSU									
4-11 UPST									
4-14 VAN									
4-15 VAN									
4-16 VAN									
4-18 CSU									
4-20 FLA									
4-21 FLA									
4-22 FLA									
4-28 AUB									
4-29 AUB									
4-30 AUB									
5-2 WIN									
5-5 UK									
5-6 UK									
5-7 UK									
5-9 UNF									
5-12 ARK									
5-13 ARK									
5-14 ARK									
5-16 CHAR									
5-18 TENN									
5-19 TENN									
5-20 TENN									

SOUTH CAROLINA LINEUPS BY BATTING ORDER

GAME (No./time)	1	2	3	4	5	6	7	8	9
2-17 UML (1/1)	Hornung	Wimmer	Denny	Messina	LeCroy	Casas	McGillis	Brewer	Stone
2-18 UML (1/2)	Hornung	Wimmer	Denny	Messina	LeCroy	Casas	McGillis	Brewer	Stone
2-19 UML (2/1)	Hornung	Wimmer	Denny	Messina	LeCroy	Casas	McGillis	Petry	Stone
2-21 WIN (2/2)	Hornung	Wimmer	Denny	Messina	LeCroy	Casas	McGillis	Petry	Stone
2-22 QUE (3/2)	Hornung	Wimmer	Denny	Messina	LeCroy	Casas	McGillis	Petry	Stone
2-24 PENN (4/1)	Hornung	Wimmer	Denny	Messina	Casas	LeCroy	Petry	McGillis	Stone
2-25 PENN (4/2)	Hornung	Wimmer	Denny	Messina	Casas	LeCroy	Petry	McGillis	Stone
2-26 PENN (5/1)	LeCroy	Wimmer	Denny	Messina	Petry	Casas	McGillis	Hornung	Tippett
2-28 NCAT									
3-3 CLEM									
3-4 CLEM									
3-5 CLEM									
3-7 CIT									
3-8 UPST									
3-10 BCU									
3-11 BCU									
3-12 BCU									
3-14 PC									
3-17 GA									
3-18 GA									
3-19 GA									
3-21 CHAR									
3-24 MIZ									
3-25 MIZ									
3-26 MIZ									
3-28 CIT									
3-30 MSST									
3-31 MSST									
4-1 MSST									
4-4 UNC									
4-6 LSU									
4-7 LSU									
4-8 LSU									
4-11 UPST									
4-14 VAN									
4-15 VAN									
4-16 VAN									
4-18 CSU									
4-20 FLA									
4-21 FLA									
4-22 FLA									
4-28 AUB									
4-29 AUB									
4-30 AUB									
5-2 WIN									
5-5 UK									
5-6 UK									
5-7 UK									
5-9 UNF									
5-12 ARK									
5-13 ARK									
5-14 ARK									
5-16 CHAR									
5-18 TENN									
5-19 TENN									
5-20 TENN									

Record: 8-0 Home: 8-0 Away: 0-0 SEC: 0-0

Player	avg	gp-gs	ab	r	h	2b	3b	hr	rbi	tb	slg%	bb	hp	so	gdp	ob%	sf	sh	sb-att	po	a	e	fld%
3 Braylen Wimmer	.517	8-8	29	14	15	1	1	4	13	30	1.034	5	3	6	0	.622	0	1	5-5	8	14	2	.917
20 Ethan Petry	.435	8-6	23	7	10	0	0	5	10	25	1.087	3	2	6	0	.517	1	0	0-0	12	1	0	1.000
11 Caleb Denny	.419	8-8	31	9	13	4	1	2	18	25	.806	5	4	6	0	.537	1	0	5-5	16	0	1	.941
6 Will McGillis	.333	8-8	24	9	8	0	1	4	7	22	.917	4	5	4	0	.515	0	0	0-0	5	15	2	.909
5 Talmadge LeCroy	.320	8-8	25	8	8	0	1	0	3	10	.400	7	5	5	1	.541	0	0	0-0	9	12	1	.955
19 Cole Messina	.300	8-8	30	9	9	0	1	4	15	23	.767	5	4	7	0	.450	1	0	0-0	66	2	0	1.000
52 Gavin Casas	.286	8-8	28	9	8	1	0	5	11	24	.857	6	1	8	0	.417	1	0	0-0	56	1	0	1.000
9 Evan Stone	.176	8-7	17	12	3	0	0	0	2	3	.176	8	4	7	0	.517	0	0	0-0	14	0	0	1.000
15 Carson Hornung	.174	8-8	23	8	4	2	0	1	5	9	.391	8	1	6	0	.406	0	0	0-0	2	0	0	1.000

37 Chris Veach	.500	4-0	4	2	2	0	0	0	0	2	.500	0	0	1	0	.500	0	0	0-0	2	0	0	1.000
31 David Cromer	.500	4-0	2	0	1	0	0	0	1	1	.500	0	0	0	1	.500	0	0	0-0	1	0	0	1.000
26 Jonathan French	.429	6-0	7	1	3	1	0	0	1	4	.571	0	1	1	0	.500	0	1	0-0	11	0	0	1.000
7 Michael Braswell	.250	5-0	4	0	1	0	0	0	1	1	.250	1	0	1	0	.333	1	0	0-0	3	7	0	1.000
50 Kevin Madden	.167	6-0	6	1	1	0	0	1	1	4	.667	0	0	1	0	.167	0	0	0-0	1	1	1	.667
13 Will Tippett	.125	6-1	8	0	1	0	0	0	0	1	.125	2	0	2	0	.300	0	0	0-0	2	1	0	1.000
10 Dylan Brewer	.000	5-2	9	5	0	0	0	0	1	0	.000	2	1	5	0	.250	0	0	2-2	7	1	0	1.000
Totals	.322	8	270	94	87	9	5	26	89	184	.681	56	31	66	2	.481	5	2	12-12	216	63	9	.969
Opponents	.166	8	259	17	43	8	0	2	15	57	.220	18	5	80	1	.233	1	2	10-10	192	58	7	.973

LOB - Team (78), Opp (52). DPs turned - Team (2), Opp (2).

(All games Sorted by Earned run avg)

Player	era	w-l	app	gs	cg	sho	sv	ip	h	r	er	bb	so	2b	3b	hr	b/avg	wp	hp	bks	sfa	sha	
33 Noah Hall	0.68	2-0	2	2	0	0/1	0	13.1	5	1	1	1	16	1	0	0	.109	1	2	0	0	0	
32 Will Sanders	2.00	1-0	2	2	0	0/0	0	9.0	7	3	2	3	9	2	0	0	.200	0	2	0	0	0	
23 Jack Mahoney	3.27	1-0	2	2	0	0/0	0	11.0	10	4	4	2	13	0	0	0	.244	0	0	0	0	1	

34 James Hicks	0.00	2-0	2	1	0	0/1	0	7.0	2	0	0	2	7	0	0	0	.091	0	0	0	0	0	
37 Chris Veach	0.00	0-0	3	0	0	0/0	2	3.1	0	0	0	1	5	0	0	0	.000	0	0	0	0	0	
29 Matthew Becker	0.00	0-0	2	0	0	0/2	1	3.0	0	0	0	1	4	0	0	0	.000	0	0	0	0	0	
28 Austin Williamson	0.00	0-0	2	0	0	0/1	0	3.0	0	0	0	1	4	0	0	0	.000	0	0	0	0	0	
4 Jackson Phipps	0.00	0-0	2	0	0	0/0	0	1.2	1	0	0	0	2	0	0	0	.167	0	1	0	0	0	
30 Brett Thomas	0.00	0-0	1	0	0	0/0	0	1.0	0	0	0	0	1	0	0	0	.000	0	0	0	0	0	
41 Zach Zedalis	0.00	0-0	1	0	0	0/0	0	1.0	0	0	0	0	1	0	0	0	.000	0	0	0	0	0	
44 Trey Wheeler	0.00	0-0	1	0	0	0/0	0	0.2	0	0	0	0	0	0	0	0	.000	0	0	0	0	0	
18 Eli Jerzembeck	2.84	0-0	2	1	0	0/0	0	6.1	8	2	2	1	7	2	0	1	.286	0	0	0	0	0	
45 Nick Proctor	3.00	0-0	3	0	0	0/0	0	3.0	1	1	1	1	2	0	0	1	.091	0	0	0	0	0	
14 Eli Jones	3.38	1-0	1	0	0	0/0	0	2.2	4	2	1	1	4	1	0	0	.286	0	0	0	0	0	
16 Dylan Eskew	4.50	0-0	2	0	0	0/1	0	2.0	1	1	1	3	0	1	0	0	.167	2	0	0	0	0	
36 Cade Austin	6.00	1-0	3	0	0	0/0	0	3.0	3	2	2	0	5	0	0	0	.273	0	0	0	0	1	
40 Wesley Sweatt	9.00	0-0	1	0	0	0/0	0	1.0	1	1	1	1	0	1	0	0	.333	1	0	0	1	0	
Totals	1.88	8-0	8	8	0	2/2	3	72.0	43	17	15	18	80	8	0	2	.166	4	5	0	1	2	
Opponents	12.52	0-8	8	8	0	0/0	0	64.0	87	94	89	56	66	9	5	26	.322	9	31	1	5	2	

PB - Team (0), Opp (1). Pickoffs - Team (2), Mahoney 2. SBA/ATT - Messina (9-9), Hall (6-6), French (1-1), Jones (1-1), Jerzembeck (1-1), Austin (1-1), Sanders (1-1).

INNINGS SUMMARY

	1	2	3	4	5	6	7	8	9	X	Total
USC	4	18	9	12	17	17	10	7	0	0	94
OPP.	1	1	1	1	3	3	5	1	1	0	17

RECORD WHEN TEAM SCORES

Runs	0	1	2	3	4	5	6	7	8	9	10+
W-L	0-0	1-0	0-0	0-0	0-0	0-0	1-0	1-0	0-0	0-0	5-0

RECORD WHEN OPP. SCORES

Runs	0	1	2	3	4	5	6	7	8	9	10+
W-L	2-0	2-0	0-0	2-0	1-0	1-0	0-0	0-0	0-0	0-0	0-0

RECORD WHEN LEADING AFTER

Inn.	1	2	3	4	5	6	7	8
W-L	2-0	6-0	7-0	7-0	8-0	7-0	7-0	8-0

RECORD WHEN TRAILING AFTER

Inn.	1	2	3	4	5	6	7	8
W-L	0-0	0-0	0-0	0-0	0-0	1-0	0-0	0-0

CAROLINA WHEN...

Situation	Record
Total	8-0
Conference	0-0
Non-Conf	8-0
Home	8-0
Away	0-0
Neutral	0-0
Day	8-0
Night	0-0
vs Left	2-0
vs Right	6-0
1-Run games	2-0
2-Run games	0-0
5+Run games	5-0
Extra inns	0-0
Shutouts	2-0
Scoring 0-2 runs	1-0
Scoring 3-5 runs	0-0
Scoring 6-9 runs	2-0
Scoring 10+ runs	5-0
Opponent 0-2 runs	4-0
Opponent 3-5 runs	4-0
Opponent 6-9 runs	0-0
Opponent 10+ runs	0-0
Scored in 1st inning	2-0
Scores first	6-0
Opp. scores first	2-0
After 6 leading	7-0
After 6 trailing	1-0
After 6 tied	0-0
After 7 leading	7-0
After 7 trailing	0-0
After 7 tied	1-0
After 8 leading	8-0
After 8 trailing	0-0
After 8 tied	0-0
Hit 0 home runs	0-0
Hit 1 home run	2-0
Hit 2+ home runs	6-0
Opponent 0 home runs	6-0
Opponent 1 home run	2-0
Opponent 2+ HRs	0-0
Made 0 errors	3-0
Made 1 error	2-0
Made 2+ errors	3-0
Opp. made 0 errors	3-0
Opp. made 1 error	4-0
Opp. made 2+ errors	1-0
Out-hit opponent	6-0
Out-hit by opponent	1-0
Hits are tied	1-0

RECORD BY DEFENSIVE LINE-UP

STARTING LINEUP BY POSITION (Team record when starter)

PITCHER:

33 Noah Hall	2	(2-0)
23 Jack Mahoney	2	(2-0)
32 Will Sanders	2	(2-0)
18 Eli Jerzembeck	1	(1-0)
34 James Hicks	1	(1-0)

CATCHER:

19 Cole Messina	7	(7-0)
5 Talmadge LeCroy	1	(1-0)

FIRST BASE:

52 Gavin Casas	8	(8-0)
----------------	---	-------

SECOND BASE:

6 Will McGillis	8	(8-0)
-----------------	---	-------

THIRD BASE:

5 Talmadge LeCroy	7	(7-0)
20 Ethan Petry	1	(1-0)

SHORTSTOP:

3 Braylen Wimmer	8	(8-0)
------------------	---	-------

LEFT FIELD:

11 Caleb Denny	6	(6-0)
15 Carson Hornung	2	(2-0)

CENTER FIELD:

9 Evan Stone	7	(7-0)
13 Will Tippett	1	(1-0)

RIGHT FIELD:

20 Ethan Petry	4	(4-0)
11 Caleb Denny	2	(2-0)
10 Dylan Brewer	2	(2-0)

DESIGNATED HITTER:

15 Carson Hornung	6	(6-0)
19 Cole Messina	1	(1-0)
20 Ethan Petry	1	(1-0)

RECORD BY BATTING ORDER

STARTING LINEUP BY LINEUP SPOT (Team record when starter)

LEADOFF:

15 Carson Hornung	7	(7-0)
5 Talmadge LeCroy	1	(1-0)

2ND SPOT:

3 Braylen Wimmer	8	(8-0)
------------------	---	-------

3RD SPOT:

11 Caleb Denny	8	(8-0)
----------------	---	-------

CLEANUP:

19 Cole Messina	8	(8-0)
-----------------	---	-------

5TH SPOT:

5 Talmadge LeCroy	5	(5-0)
52 Gavin Casas	2	(2-0)
20 Ethan Petry	1	(1-0)

6TH SPOT:

52 Gavin Casas	6	(6-0)
5 Talmadge LeCroy	2	(2-0)

7TH SPOT:

6 Will McGillis	6	(6-0)
20 Ethan Petry	2	(2-0)

8TH SPOT:

20 Ethan Petry	3	(3-0)
6 Will McGillis	2	(2-0)
10 Dylan Brewer	2	(2-0)
15 Carson Hornung	1	(1-0)

9TH SPOT:

9 Evan Stone	7	(7-0)
13 Will Tippett	1	(1-0)

STARTERS SUMMARY

Player	GS	P	C	Position									Batting Order													
				1B	2B	3B	SS	LF	CF	RF	OF	DH	1st	2nd	3rd	4th	5th	6th	7th	8th	9th					
3 Braylen Wimmer	8	8	8
6 Will McGillis	8	.	.	.	8	6	2
52 Gavin Casas	8	.	.	8	2	6
15 Carson Hornung	8	2	6	.	.	.	7	1	.	.
5 Talmadge LeCroy	8	.	1	.	.	7	1	.	.	.	5	2
19 Cole Messina	8	.	7	1	8
11 Caleb Denny	8	6	.	2	8
9 Evan Stone	7	7	7	.
20 Ethan Petry	6	.	.	.	1	4	.	1	1	.	2	3
10 Dylan Brewer	2	2	2	.	.
33 Noah Hall	2	2
23 Jack Mahoney	2	2
32 Will Sanders	2	2
13 Will Tippett	1	1	1	.
34 James Hicks	1	1
18 Eli Jerzembeck	1	1

GAMECOCK STREAKS

Multiple Hit Games	2	3	4	5+	Total
11 Caleb Denny	4	1	-	-	5
6 Will McGillis	4	-	-	-	4
3 Braylen Wimmer	1	1	-	1	3
20 Ethan Petry	1	1	-	-	2
5 Talmadge LeCroy	1	1	-	-	2
52 Gavin Casas	1	1	-	-	2
19 Cole Messina	1	1	-	-	2
15 Carson Hornung	1	-	-	-	1
9 Evan Stone	1	-	-	-	1
26 Jonathan French	1	-	-	-	1
TEAM	16	6	0	1	23

Multiple RBI Games	2	3	4	5+	Total
11 Caleb Denny	1	3	-	1	5
19 Cole Messina	1	1	2	-	4
52 Gavin Casas	2	2	-	-	4
3 Braylen Wimmer	1	1	-	1	3
20 Ethan Petry	-	1	1	-	2
6 Will McGillis	1	1	-	-	2
15 Carson Hornung	-	-	-	1	1
9 Evan Stone	1	-	-	-	1
5 Talmadge LeCroy	1	-	-	-	1
TEAM	8	9	3	3	23

Hitting Streaks	Longest	Current
3 Braylen Wimmer	8	8
20 Ethan Petry	7	-
19 Cole Messina	6	-
11 Caleb Denny	6	1
5 Talmadge LeCroy	4	-
26 Jonathan French	2	-
52 Gavin Casas	2	1
6 Will McGillis	2	1
13 Will Tippett	1	-
50 Kevin Madden	1	-
31 David Cromer	1	1
7 Michael Braswell	1	-
15 Carson Hornung	1	-
9 Evan Stone	1	-
37 Chris Veach	1	1

Reached Base Streaks	Longest	Current
11 Caleb Denny	8	8
19 Cole Messina	8	8
20 Ethan Petry	8	8
6 Will McGillis	8	8
3 Braylen Wimmer	8	8
9 Evan Stone	7	-
5 Talmadge LeCroy	6	1
52 Gavin Casas	5	1
15 Carson Hornung	5	-
26 Jonathan French	3	3
10 Dylan Brewer	2	-
7 Michael Braswell	2	-
50 Kevin Madden	1	-
37 Chris Veach	1	1
13 Will Tippett	1	-
31 David Cromer	1	1

SEASON/CAREER STATS

South Carolina Baseball
 Individual Season/Career Summary for South Carolina (as of Feb 27, 2023)
 (All games Sorted by Batting avg)

Record: 8-0 Home: 8-0 Away: 0-0 SEC: 0-0

Player	SEASON										CAREER																
	Avg	G-GS	AB	R	H	2B	3B	HR	RBI	BB	Hbp	SO	Sb	Att	Avg	G-GS	AB	R	H	2B	3B	HR	RBI	BB	Hbp	SO	Sb
3 Braylen Wimmer	.517	8-8	29	14	15	1	1	4	13	5	3	6	5-5	299	133-127	498	92	149	29	2	22	84	33	11	132	26-31	
20 Ethan Pety	.435	8-6	23	7	10	0	0	5	10	3	2	6	0-0	435	8-6	23	7	10	0	0	5	10	3	2	6	0-0	
11 Caleb Denny	.419	8-8	31	9	13	4	1	2	18	5	4	6	5-5	419	8-8	31	9	13	4	1	2	18	5	4	6	5-5	
6 Will McGillis	.333	8-8	24	9	8	0	1	4	7	4	5	4	0-0	333	8-8	24	9	8	0	1	4	7	4	5	4	0-0	
5 Talmadge LeCroy	.320	8-8	25	8	8	0	1	0	3	7	5	5	0-0	267	47-35	120	21	32	5	1	0	14	26	7	29	1-2	
19 Cole Messina	.300	8-8	30	9	9	1	0	4	15	5	4	7	0-0	217	25-13	60	11	13	0	1	4	16	9	5	15	0-1	
52 Gavin Casas	.286	8-8	28	9	8	1	0	5	11	6	1	8	0-0	286	8-8	28	9	8	1	0	5	11	6	1	8	0-0	
9 Evan Stone	.176	8-7	17	12	3	0	0	0	2	8	4	7	0-0	183	54-35	104	28	19	2	0	0	6	18	11	37	2-3	
15 Carson Hornung	.174	8-8	23	8	4	2	0	1	5	8	1	6	0-0	202	49-40	114	19	23	4	0	3	16	27	1	29	0-0	
37 Chris Veach	.500	4-0	4	2	2	0	0	0	0	0	0	1	0-0	500	4-0	4	2	2	0	0	0	0	0	0	1	0-0	
31 David Cromer	.500	4-0	2	0	1	0	0	0	1	0	0	0	0-0	333	6-0	3	0	1	0	0	0	1	1	0	1	0-0	
26 Jonathan French	.429	6-0	7	1	3	1	0	0	1	0	1	1	0-0	429	6-0	7	1	3	1	0	0	1	0	1	1	0-0	
7 Michael Braswell	.250	5-0	4	0	1	0	0	0	1	1	0	1	0-0	283	59-54	205	29	58	9	2	2	28	28	0	55	3-5	
50 Kevin Madden	.167	6-0	6	1	1	0	0	1	1	0	0	1	0-0	242	59-53	207	34	50	5	1	7	27	14	8	22	5-8	
13 Will Tippett	.125	6-1	8	0	1	0	0	0	0	2	1	2	0-0	125	6-1	8	0	1	0	0	0	0	2	0	2	0-0	
10 Dylan Brewer	.000	5-2	9	5	0	0	0	0	1	2	1	5	2-2	154	19-3	26	5	4	1	0	0	2	3	1	13	2-2	
Totals	.322	8-8	270	94	87	9	5	26	89	56	31	66	12-12														
Opponents	.166	8-8	259	17	43	8	0	2	15	18	5	80	10-10														

(All games Sorted by Earned run avg)

Player	SEASON										CAREER														
	ERA	W-L	App	GS	CG	Sho	IP	H	R	ER	BB	SO	ERA	W-L	App	GS	CG	Sho	IP	H	R	ER	BB	SO	
33 Noah Hall	0.68	2-0	2	2	0	0	13.1	5	1	1	16		3.80	5-5	17	14	0	0	90.0	80	42	38	32	94	
32 Will Sanders	2.00	1-0	2	2	0	0	9.0	7	3	2	3	9	3.38	14-6	39	27	0	0	151.2	140	66	57	45	154	
23 Jack Mahoney	3.27	1-0	2	2	0	0	11.0	10	4	4	2	13	2.03	4-0	16	7	0	0	44.1	37	11	10	10	52	
34 James Hicks	0.00	2-0	2	1	0	0	7.0	2	0	0	2	7	2.57	2-1	4	3	0	0	14.0	12	4	4	3	14	
37 Chris Veach	0.00	0-0	3	0	0	0	3.1	0	0	0	1	5	0.00	0-0	3	0	0	0	3.1	0	0	0	1	5	
28 Austin Williamson	0.00	0-0	2	0	0	0	3.0	0	0	0	1	4	0.00	0-0	2	0	0	0	3.0	0	0	0	1	4	
29 Matthew Becker	0.00	0-0	2	0	0	0	3.0	0	0	0	1	4	4.91	2-4	23	5	0	0	51.1	44	30	28	33	72	
4 Jackson Phipps	0.00	0-0	2	0	0	0	1.2	1	0	0	0	2	7.90	0-0	14	0	0	0	13.2	16	12	12	4	18	
41 Zach Zedalis	0.00	0-0	1	0	0	0	1.0	0	0	0	0	1	0.00	0-0	1	0	0	0	1.0	0	0	0	0	1	
30 Brett Thomas	0.00	0-0	1	0	0	0	1.0	0	0	0	0	1	5.23	1-1	19	6	0	0	31.0	30	19	18	19	38	
44 Trey Wheeler	0.00	0-0	1	0	0	0	0.2	0	0	0	0	0	0.00	0-0	1	0	0	0	0.2	0	0	0	0	0	
18 Eli Jerzembeck	2.84	0-0	2	1	0	0	6.1	8	2	2	1	7	2.84	0-0	2	1	0	0	6.1	8	2	2	1	7	
45 Nick Proctor	3.00	0-0	3	0	0	0	3.0	1	1	1	1	2	3.00	0-0	3	0	0	0	3.0	1	1	1	1	2	
14 Eli Jones	3.38	1-0	1	0	0	0	2.2	4	2	1	1	4	5.28	2-1	7	6	0	0	15.1	21	10	9	4	14	
16 Dylan Eskew	4.50	0-0	2	0	0	0	2.0	1	1	1	3	0	4.50	0-0	2	0	0	0	2.0	1	1	1	3	0	
36 Cade Austin	6.00	1-0	3	0	0	0	3.0	3	2	2	0	5	3.32	6-2	30	2	0	0	57.0	55	27	21	19	60	
40 Wesley Sweat	9.00	0-0	1	0	0	0	1.0	1	1	1	1	0	5.23	3-3	41	5	0	0	65.1	75	44	38	17	47	
Totals	1.88	8-0	8	8	0	2	72.0	43	17	15	18	80													
Opponents	12.52	0-8	8	8	0	0	64.0	87	94	89	56	66													



#17 MARK KINGSTON

HEAD COACH

6TH SEASON AT SOUTH CAROLINA - 14TH SEASON AS HEAD COACH NORTH CAROLINA (1995)

Mark Kingston was named the head baseball coach at the University of South Carolina on June 30, 2017. He became the 30th head coach in the history of Gamecock Baseball.

Kingston's first team at Carolina (2018) advanced to the Super Regionals in Arkansas after going 3-0 in the Greenville Regional at East Carolina. The Gamecocks won each of their last five SEC series in 2018, as Carolina swept LSU and won series against Vanderbilt, Ole Miss, Missouri and Texas A&M on its way to a third place finish in the SEC East (17-13) and fifth-place overall conference finish. Carolina handed Ar-

kansas its only postseason loss until the College World Series championship series, defeating the Razorbacks 8-5 in game two of the super regional. The Carolina team finished seventh in the country in fielding percentage (.980) and 12th in home runs (79). Kingston coached 10 players that were picked in the 2018 MLB First-Year Player Draft and had 12 players selected to the Spring SEC Academic Honor Roll.

The 2019 team saw five players picked in the MLB First-Year Player Draft, including TJ Hopkins in the ninth round. The Gamecocks earned a Palmetto Point, winning 2-of-3 games against Clemson in early March. Success against the ACC continued with wins over N.C. State and North Carolina in Charlotte. South Carolina earned a trip to Hoover on the final day of the regular season, defeating College World Series participant Mississippi State in Starkville. Kingston coached Brett Kerry, who was named to the SEC All-Freshman team and was named a Freshman All-American by three different organizations.

The 2020 season was cut short after 16 games due to the coronavirus, but Kingston's squad was 12-4 that included a pair of weekend sweeps and a win over Clemson in Segra Park, had a pitching staff that had a 2.81 ERA and 184 strikeouts in 144 innings pitched and had Wes Clarke, who led the SEC with eight home runs. Kingston coached Carmen Mlodzinski, who was selected by the Pittsburgh Pirates with the 31st pick in the 2020 MLB First-Year Player Draft. Carolina also had a team grade-point-average of 3.399, the highest in program history, in the spring and had 17 student-athletes on the SEC Spring Honor Roll.

In 2021, the Gamecocks hosted the NCAA Columbia Regional, winning 34 games, including a 16-14 record in SEC play. That included a sweep of Florida and series wins at Georgia and LSU. Kingston guided the Gamecocks to a series win against Clemson, winning back-to-back games on walk-off hits from Andrew Eyster. The Carolina pitching staff had a 3.80 ERA, fourth in the SEC, and struck out 624 batters in 507 innings pitched. The Gamecocks had eight players picked in the 2021 MLB Draft, which tied for third for the most players picked from a Division I school. Carolina also earned the Team Academic Award from the ACBA and had 23 players on either the SEC Honor Roll or the SEC First-Year Academic Honor Roll.

Series wins over No. 1 Texas, No. 4 Vanderbilt and national champion Ole Miss highlighted the 2022 season. The Gamecocks had five players picked in the First-Year Player Draft and had a pair of SEC honors as Brandt Belk was a Second Team selection and Michael Braswell an All-Freshman team honoree. Cade Austin was named a Freshman All-American on the mound and Will Sanders earned seven wins on the bump. The Gamecocks had 18 student-athletes make the SEC Spring Honor Roll.

Kingston came to Carolina following a three-year stint as the head coach at USF. He compiled a 100-78-1 record while in Tampa, helping the Bulls to a pair of NCAA Regional appearances. Kingston owns a career mark of 419-289-1 in 13 seasons as a head coach, including five at Illinois State, with four NCAA appearances in that nine-year span.

Kingston has helped lead 13 teams to NCAA Tournament berths as an assistant and head coach -- with five of those teams appearing in the NCAA Super Regionals, two participating in the College World Series and one winning a national championship. As a player at the University of North Carolina, Kingston was part of the 1989 Tar Heels squad that won an Atlantic Coast Conference regular-season title and advanced to the College World Series. He also helped UNC win the ACC Tournament and advance to the NCAA Regionals in 1990. As an assistant coach, Kingston helped the Miami Hurricanes capture the 2001 College World Series as the No. 1 overall seed. His 21-year collegiate coaching career also includes stops at Tulane, where he helped guide the Green Wave to the 2005 College World Series, and Purdue.

Kingston guided USF to a 42-19 mark in 2017, the first time since 1996 that the team had reached the 40-win mark. Under Kingston's leadership, the Bulls earned their second trip to the NCAA Tournament in three years. USF won 19-straight games from Feb. 19 - March 22, the second-longest streak in program history. During that streak, USF defeated then No. 3 Florida State in Tallahassee, its first victory against FSU since 1989. On May 9, the Bulls defeated then-No. 5 Florida in Gainesville. It marked the first time in program history that the Bulls beat both FSU and Florida on the road in the same season. The victories were just USF's second and third wins over top-five teams in program history. Kingston reached the 100-win mark at the helm of the program in the Gainesville Regional opener with a 9-1 win over Bethune-Cookman, making him the second-fastest coach in program history to reach 100 victories.

Kingston's Bulls dominated on the mound in 2017, posting a 3.24 team ERA and allowing 7.64 hits per nine innings, both in the top-10 nationally. The pitchers led the country with 10.1 strikeouts per nine innings and set a program record with 620 strikeouts. Offensively, shortstop Kevin Merrell set an American Athletic Conference record with a .384 average, the third-straight year he led the Bulls in hitting. Merrell was named an All-American by four separate publications and was named to the AAC First Team for a second-straight year. He was one of five Bulls named to All-American Athletic Conference teams, the most since 2009. Merrell was drafted by the Oakland Athletics with the 33rd overall pick in the MLB Amateur Draft, becoming the third-highest drafted player in program history. Overall, four USF players were selected in the draft, as Phoenix Sanders went in the 10th round to the Tampa Bay Rays, Joe Cavallaro was taken in the 24th round by the New York Mets and Ryan Valdes was selected in the 33rd round by the Pittsburgh Pirates.

In 2016, the Bulls recorded 517 strikeouts, logging back-to-back seasons of over 500 strikeouts for the first time in school history. Merrell posted a team-high .320 batting average and a first-team all-conference selection in the AAC. Pitcher Brandon Lawson also notched over 100 strikeouts on his way to a second-team all-conference honor. The Bulls won two series against ranked teams (No. 25 Michigan State, at No. 22 East Carolina), and had three players drafted - pitcher Tommy Eveld (ninth round, Arizona), pitcher Brandon Lawson (13th round, Tampa Bay), and outfielder Luke Maglich (34th round, Philadelphia).

Kingston made an immediate impact at USF in 2015, leading the Bulls to an NCAA Regional for the first time since 2002. Kingston and his staff increased the Bulls' 2014 win total by seven and earned the team's first NCAA Tournament win in 13 years. Coach Kingston's guidance helped produce four players who were drafted by Major League Baseball clubs, including pitcher Jimmy Herget (sixth round, Cincinnati), pitcher Tommy Peterson (12th round, Washington), infielder Kyle Teaf (30th round, Tampa Bay), and pitcher Casey Mulholland (37th round, Dodgers). Merrell was recognized as a Louisville Slugger Freshman All-American, and catcher Levi Borders was named to the Johnny Bench Watch list and was a unanimous selection on The American's First Team. Herget was also named to The American's First Team, and Peterson earned second-team honors. Merrell, first baseman Buddy Putnum, and Teaf were also named to the NCAA Gainesville Regional All-Tournament team.

2 NCAA Championships, 3 SEC Championships, 7 SEC East Titles, 31 NCAA Appearances

Kingston came to USF with a long track record as a top-level recruiter and a producer of offensively explosive teams. He spent 2010-2014 as the head coach at Illinois State University, where he led the Redbirds to two MVC regular season championships and one conference tournament title while twice breaking the program's season wins record. He won more than 30 games in each of his five seasons at ISU, a program-record string that included a season-record 39 wins in 2013. He reached the MVC Tournament championship game three times and compiled an overall record of 173-102 (.629 winning percentage). Kingston was twice named a "Rising College Coach" by Kendall Rogers of Perfect Game USA during a five-year tenure at Illinois State (2010-2014) in which he earned MVC Coach of the Year honors in 2010 and 2013 and helped 18 Redbirds earn First-Team all-MVC honors. Two of his players were named MVC Player or Pitcher of the Year and eight were selected in the Major League Baseball First-Year Player Draft.

Kingston led ISU to rapid success, as the Redbirds ranked second in conference wins (64) from 2010-14 while posting two first-place finishes and no worse than a fourth-place conclusion in the MVC. His overall winning percentage of .629 and average of 35 wins per season were a strong improvement over previous seasons. ISU's average RPI rating of 69.50 from 2010-13 ranked fifth among all northern Division I programs and Kingston's recruiting classes contained 15 players ranked in the Top-20 in the state of Illinois by Prep Baseball Report, more than any other university.

He took over the ISU program after serving one season as the team's associate head coach and promptly posted the most successful first-year head coaching stint in program history. Kingston led the 2010 Redbirds to their first-ever share of the MVC regular-season title, their first MVC Tournament title since 1994 and their first NCAA Tournament victory since 1976. ISU's 32-24 record was the most wins for the Redbirds since 1999.

In 2011, Kingston guided the team to a then-record season win total (36-18), including a marquee victory at Miami (Fla.), and placed seven players on the All-MVC team. The following year (2012) ISU went 33-19 and posted a 10-game win-streak, the program's longest since 1984. Closer Kenny Long was selected by the Houston Astros in the 22nd round of the MLB First-Year Player Draft, marking three-consecutive seasons in which a Redbird was selected in the MLB draft.

In 2013, Kingston guided ISU to a program-best 39 wins (39-19), posted a school-record 12-game winning streak, won the MVC outright for the first time in school history and set a Valley-record with eight first-team All-MVC selections. Offensively, ISU paced the MVC in batting average, on-base percentage, slugging percentage and home runs and the pitching staff fired a program-record 13 complete games, including 10 shutouts.

Prior to his stint at ISU, Kingston was part of 500 wins (500-279-2) in 13 seasons as an assistant coach and was widely respected as one of the top assistants in the nation. He spent the previous seven years at Tulane University, serving as recruiting coordinator throughout his tenure and as associate head coach the final five seasons with the responsibility of overseeing recruiting, coaching hitters and developing catchers and infielders.

At Tulane, Kingston's recruiting and coaching efforts helped the Green Wave to six postseason appearances, two NCAA Super Regionals and a berth in the 2005 College World Series. The 2005 Green Wave team was seeded as the top team overall while also receiving the top academic honor in Omaha. Tulane averaged nearly 42 wins per season with Kingston on staff. Kingston recruited or coached seven players who became All-Americans at Tulane, including James Jurries (2002) and Michael Aubrey (2003). The Green Wave slugger became the first hitters in 18 years to hit .400 for the season and both earned Conference USA Player of the Year recognition. Aubrey was selected by the Cleveland Indians 11th overall in 2003, the highest Tulane player ever taken in the draft.

Prior to Tulane, Kingston spent two years at Miami (Fla.), where he helped the Hurricanes capture the 2001 College World Series as the No. 1 overall seed. While at Miami, the Hurricanes finished with top-five school single-season marks in batting average, runs scored and slugging percentage, and led the nation with 228 stolen bases in 2001. In the run to the 2001 national title, the 'Canes had an NCAA-best 17-0 run to end the season and set a College World Series record with 12.3 runs per game while hitting .373 as a team in Omaha.

Kingston spent one year as an assistant at Illinois State, helping the 1999 Redbirds set then-school records for wins in a season (35), runs scored, RBI, doubles, hits and walks, while finishing second in school history in home runs, total bases and batting average. Kingston began his coaching career with two seasons at Purdue, helping the Boilermakers post three of the top-seven batting averages in school history and place five position players on the All-Big Ten team after not posting any the year before his arrival.

A 1995 graduate of North Carolina with a degree in communications, Kingston was part of the 1989 Tar Heels squad that won an Atlantic Coast Conference regular-season title and advanced to the College World Series. He also helped the team win the ACC Tournament and advance to NCAA Regionals in 1990 as a sophomore. Kingston received the Trippe Bourne "Most Dedicated Player" Award for his outstanding work ethic and leadership during his junior campaign, and was named a team captain his senior season.

Drafted by the Milwaukee Brewers out of North Carolina in 1992, the Northern Virginia native played professionally for five seasons with Milwaukee and the Chicago Cubs organizations.

Kingston attended Potomac High School (Virginia), where he developed into a Collegiate Baseball Top-50 Prospect and was drafted by the New York Yankees after leading his team to the 1988 state championship. In 2006, Kingston was inducted into the Potomac Hall of Fame.

In 2019, Kingston was named as an assistant coach to the USA Baseball Collegiate National Team, which played in tournaments in Taiwan and Japan.

Kingston and his wife, the former Letitia Kelly, have three children, Kailyn Grace, Cameron James and Kathryn Patricia. He also wrote and produced two instructional videos for Championship Productions, "Keys to Consistent Hitting" and "Catching Drills and Fundamentals." He also was the only assistant coach chosen to write a chapter in "The Baseball Drill Book" produced by the American Baseball Coaches Association.

THE KINGSTON FILE

419-289-1 Overall Coaching Record

Birthdate: May 16, 1970
 Birthplace: Buffalo, N.Y.
 High School: Potomac (Dumfries, Va.)
 College: North Carolina (1995)

COACHING EXPERIENCE

(27 YEARS)

Present..... University of South Carolina
 Head Coach
 2015-17..... University of South Florida
 Head Coach
 2010-14..... Illinois State University
 Head Coach
 2009..... Illinois State University
 Assistant Coach
 2002-08..... Tulane University
 Assistant Coach
 2000-01..... University of Miami
 Assistant Coach
 1999..... Illinois State University
 Assistant Coach
 1997-98..... Purdue University
 Assistant Coach

COACHING ACHIEVEMENTS

- One National Championship (Miami, 2001)
- Two College World Series Appearances (2001, 2005)
- Five Super Regional Appearances (2000, '01, '04, '05, '18)
- 12 NCAA Tournament Appearances
- 2010 MVC Tournament Champions
- 2013 MVC Regular Season Champions

ATHLETIC EXPERIENCE

- University of North Carolina (1989-92)
- Helped the Tar Heels to the 1989 College World Series and the 1990 ACC Tournament title
- Drafted by Milwaukee in the 1992 MLB Draft
- Spent five season in pro baseball with Milwaukee and the Chicago Cubs
- Drafted by the New York Yankees out of high school



South Carolina Spring 2023 Numerical Roster

ACTIVE ROSTER

No.	Name	Pos.	B-T	Ht.	Wt.	Cl.-Exp.	Hometown	Previous School
2	Roman Kimball	RHP	R-R	5-11	170	So.-TR	New Hartford, N.Y.	Notre Dame
3	Braylen Wimmer	INF	R-R	6-4	200	Sr.-2L*	Yukon, Okla.	Yukon HS
4	Jackson Phipps	LHP	L-L	6-4	225	So.-RS	Dallas, Ga.	East Paulding HS
5	Talmadge LeCroy	C/INF	R/R	6-2	190	So.-1L	Belton, S.C.	Belton-Honea Path HS
6	Will McGillis	INF	R-R	6-3	200	Gr.-TR*	San Diego, Calif.	Southern Miss
7	Michael Braswell	INF	R-R	6-2	195	So.-1L	Mabelton, Ga.	Campbell HS
9	Evan Stone	OF	R-R	6-0	185	So.-1L	Irmo, S.C.	Dutch Fork HS
10	Dylan Brewer	OF	L-L	6-2	180	Sr.-TR*	Latta, S.C.	Clemson
11	Caleb Denny	OF	L-R	6-2	195	Jr.-TR*	Owasso, Okla.	Oral Roberts
12	Jacob Compton	1B/OF	L-L	6-1	225	Jr.-TR	Olive Branch, Miss.	Memphis
13	Will Tippet	INF	B-R	6-1	170	Fr.-HS	Stone Mountain, Ga.	St. Pius X HS
14	Eli Jones	RHP	R-R	6-1	195	So.-1L	Peachtree City, Ga.	Starr's Mill HS
15	Carson Hornung	INF	L-R	6-3	215	So.-1L	Overland Park, Kan.	Blue Valley Southwest HS
16	Dyain Eskew	RHP	R-R	6-3	190	So.-JC	Tampa, Fla.	Chipola J.C.
18	Eli Jerzembeck	RHP	R-R	6-2	180	Fr.-HS	Charlotte, N.C.	Providence HS
19	Cole Messina	C	R-R	6-0	220	So.-1L	Summerville, S.C.	Summerville HS
20	Ethan Pety	INF/RHP	R-R	6-4	230	Fr.-HS	Land O' Lakes, Fla.	Cypress Creek HS
22	Ricky Williams	RHP	R-R	6-2	200	Jr.-TR	Lexington, S.C.	Clemson
23	Jack Mahoney	RHP	R-R	6-3	205	Jr.-2L	Arlington Hts., Ill.	St. Viator HS
25	Sam Simpson	RHP	R-R	6-1	175	Fr.-RS	Carrollton, Ga.	Carrollton HS
26	Jonathan French	C	R-R	5-11	235	Sr.-TR*	Lilburn, Ga.	Clemson
28	Austin Williamson	RHP	R-R	6-4	220	Fr.-HS	Sherrills Ford, N.C.	P27 Academy
29	Matthew Becker	LHP	R-L	6-3	200	So.-1L	Chapin, S.C.	Chapin HS
30	Brett Thomas	RHP	R-R	6-5	240	Sr.-2L	Atlanta, Ga.	Riverwood HS
31	David Cromer	OF	R-R	6-2	225	So.-1L	Lexington, S.C.	Lexington HS
32	Will Sanders	RHP	L-R	6-6	215	Jr.-2L	Atlanta, Ga.	Woodward Academy
33	Noah Hall	RHP	R-R	6-0	190	Sr.-1L*	Charlotte, N.C.	Appalachian State
34	James Hicks	RHP	R-R	6-2	190	Jr.-RS*	Conway, Ark.	Crowder College
35	Connor Fuhrman	OF	R-R	6-0	200	Fr.-HS	Daleville, Va.	Lord Botetourt HS
36	Cade Austin	RHP	R-R	6-3	230	So.-1L	Chapin, S.C.	Chapin HS
37	Chris Veach	RHP/INF	R-R	6-0	200	Jr.-TR	Chapin, S.C.	Presbyterian
38	Zander Buchan	C	B-R	5-11	190	Fr.-HS	Columbia, S.C.	A.C. Flora HS
40	Wesley Sweatt	RHP	R-R	6-3	220	5th-3L*	Rock Hill, S.C.	Northwestern HS
41	Zach Zedalis	RHP	R-R	5-11	185	Jr.-JC	Charlotte, N.C.	Gaston College
44	Trey Wheeler	LHP	L-L	6-0	180	Fr.-HS	Indianapolis, Fla.	Melbourne, Fla.
45	Nick Proctor	RHP	R-R	5-10	185	Gr.-TR*	Pleasanton, Calif.	California
47	Connor McCreery	RHP	R-R	6-6	205	Fr.-HS	Williston Park, N.Y.	P27 Academy
50	Kevin Madden	INF	R-R	6-1	200	5th-1L*	Glenwood, Md.	Virginia Tech
52	Gavin Casas	1B	L-R	6-4	230	Jr.-TR	Pembroke Pines, Fla.	Vanderbilt

Coaching Staff

HEAD COACH
ASSOCIATE HEAD COACH
ASSISTANT COACH/PITCHING
ASSISTANT COACH
STUDENT ASSISTANT COACH
DIRECTOR OF PLAYER DEVELOPMENT
DIRECTOR OF OPERATIONS
DIRECTOR OF SPORT PERFORMANCE
ATHLETIC TRAINER
COORDINATOR - OPERATIONS AND EQUIPMENT

GRADUATE ASSISTANT ATHLETIC TRAINER
BULLPEN CATCHERS
STUDENT MANAGERS

STUDENT ATHLETIC TRAINERS

17 Mark Kingston (6th season as head coach) (North Carolina, 1995)
 43 Monte Lee (1st/7th season) (College of Charleston, 2000)
 35 Justin Parker (2nd season) (Wright State, 2012)
 8 Scott Wingo (2nd season) (South Carolina, 2015)
 27 Alek Boychuk
 Mike Current
 Ryan West
 Billy Anderson
 Cory Barton
 Jamie Karl

 Alex Trimble
 Meredith McFadden, Patrick Murphy, Aidan Osborne, Mickey Paragano
 Sydney Herz, Matthew Hull, Vincent Kulmacz, Zach Manning, Bryson Mitchell,
 Brendan Ramsey, Noah Wise
 Austin Coates, Michaela Lawlor, Ryan Quinn

Pronunciations

Alek Boychuk	boy-CHUCK
Michael Braswell	BRAZ-well
Zander Buchan	BEW-can
Gavin Casas	kah-suhz
Carson Fuhrman	FUR-men
Carson Hornung	HOR-nung
Eli Jerzembeck	jur-SEM-beck
Talmadge LeCroy	LEE-croy
Ethan Pety	PET-ree
Zach Zedalis	Ze-DAL-us



**#2 ROMAN
KIMBALL**



**#3 BRAYLEN
WIMMER**



**#4 JACKSON
PHIPPS**



**#5 TALMADGE
LEGROY**



**#6 WILL
MCGILLIS**



**#7 MICHAEL
BRASWELL**



**#9 EVAN
STONE**



**#10 DYLAN
BREWER**



**#11 CALEB
DENNY**



**#12 JACOB
COMPTON**



**#13 WILL
TIPPETT**



**#14 ELI
JONES**



**#15 CARSON
HORNUNG**



**#16 DYLAN
ESKEW**



**#18 ELI
JERZEMBECK**



**#19 COLE
MESSINA**



**#20 ETHAN
PETRY**



**#22 RICKY
WILLIAMS**



**#23 JACK
MAHONEY**



**#25 SAM
SIMPSON**



**#26 JONATHAN
FRENCH**



**#28 AUSTIN
WILLIAMSON**



**#29 MATTHEW
BECKER**



**#30 BRETT
THOMAS**



**#31 DAVID
CROMER**



**#32 WILL
SANDERS**



**#33 NOAH
HALL**



**#34 JAMES
HICKS**



**#35 CONNOR
FUHRMAN**



**#36 CADE
AUSTIN**



**#37 CHRIS
VEACH**



**#38 ZANDER
BUCHAN**



**#40 WESLEY
SWEATT**



**#41 ZACH
ZEDALIS**



**#44 NICK
PROCTOR**



**#47 CONNOR
MC CREERY**



**#50 KEVIN
MADDEN**



**#52 GAVIN
CASAS**



**MARK KINGSTON
HEAD COACH**



**MONTE LEE
ASSOCIATE HEAD
COACH**



**JUSTIN PARKER
ASSISTANT COACH**



**SCOTT WINGO
ASSISTANT COACH**



**MIKE CURRENT
DIR. OF PLAYER
DEVELOPMENT**