

<< 2022-23 GAMECOCK BASKETBALL >>

2022-23 SCHEDULE

OVERALL: 9-17 | SEC: 2-11

HOME: 6-7 | AWAY: 3-6 | NEUTRAL: 0-4 | NET: 256

NOVEMBER

2	-/-	Mars Hill (exhibition)	W, 80-41
7	-/-	SC State	W, 80-77
11	-/-	Clemson	W, 60-58
17	-/-	vs. Colorado State ^	L, 53-80
18	-/-	vs. Davidson ^	L, 60-69
20	-/-	vs. Furman ^	L, 60-79
25	-/-	USC Upstate	W, 68-53
30	-/-	at George Washington	L, 55-79

DECEMBER

3	-/-	at Georgetown	W, 74-71 (OT)
11	-/-	Presbyterian	W, 68-57
14	-/-	at UAB	L, 70-84
17	-/-	vs. East Carolina %	L, 56-64
22	-/-	Western Kentucky	W, 65-58
30	-/-	Eastern Michigan	W, 64-54

JANUARY

3	-/-	at Vanderbilt*	L, 79-84 (OT)
7	-/-	#8/9 Tennessee*	L, 42-85
10	-/-	at Kentucky	W, 71-68
14	-/-	Texas A&M*	L, 53-94
17	-/-	Ole Miss*	L, 58-70
21	-/-	#16/17 Auburn*	L, 66-81
25	-/-	at Florida*	L, 60-81
28	-/-	at Georgia*	L, 78-81 (OT)
31	-/-	vs. Mississippi State*	L, 51-66

FEBRUARY

4	-/-	Arkansas*	L, 63-65
7	-/-	at Missouri*	L, 74-83
11	-/-	at Ole Miss*	W, 64-61
14	-/-	Vanderbilt*	L, 64-75
18	-/-	at LSU*	1 p.m. • SECN
22	-/-	#1/1 Alabama*	9 p.m. • ESPN2
25	-/-	at #10/11 Tennessee*	6 p.m. • SECN
28	-/-	at Mississippi State*	9 p.m. • SECN

MARCH

4	-/-	Georgia*	1 p.m. • SECN
8-12	-/-	vs. SEC Tournament &	TBA
16-17	-/-	NCAA Tournament First Round =	TBA
18-19	-/-	NCAA Tournament Second Round =	TBA
23-24	-/-	Sweet 16 #	TBA
25-26	-/-	Elite 8 #	TBA

APRIL

1-3	-/-	Final Four /	TBA
-----	-----	--------------	-----

All home games in bold | All times listed Eastern | SECN+ - SEC Network + | SECN - SEC Network | CBSN - CBS Sports Network | * indicates SEC contest | ^ - Charleston Classic (Charleston, S.C.) | % - Greenville Winter Inv. (Greenville, S.C.) | & - SEC Tournament (Nashville, Tenn.) | = - NCAA Tournament First and Second Rounds (various sites) | # - NCAA Regionals (various sites) | / - Final Four (Houston, Texas) | **rankings listed are at time of game

PROBABLE GAMECOCK STARTERS (BASED ON TREND FROM PAST SEVERAL GAMES)

#	Name	Ht.	Wt.	Cl.	Hometown	PPG	RPG	Misc.
5	Meechie Johnson	6-2	180	So.	Cleveland, Ohio	12.5	3.9	Career-high 26 pts at UK (Jan. 10); made 6 3s in game
2	Chico Carter Jr.	6-3	192	Sr.	Columbia, S.C.	9.8	1.8	49-of-103 from 3 (47.6%); hit game-winner vs. Clemson
1	Jacobi Wright	6-2	188	So.	Fort Mill, S.C.	6.2	2.2	Career-high 17 points in 64-61 win at Ole Miss (Feb. 11)
10	Hayden Brown	6-5	234	Gr.	Greer, S.C.	11.2	5.0	15 games scoring 10+; averaging 13.8 ppg over last six
33	Josh Gray	7-0	255	Jr.	Brooklyn, N.Y.	4.2	5.9	20 points, 14 rebounds (both career highs) vs. Arkansas (Feb. 4)

* indicates team leader



9-17, 2-10 SEC SOUTH CAROLINA

at



12-14, 1-12 SEC LSU

HEAD COACH: Lamont Paris (Wooster, '96;

Indiana State, '00)

AT CAROLINA: 9-17 (1st season)

CAREER: 96-89 (6th season)

VS. LSU: 0-0

TOP SCORER: Jackson II (15.2 ppg)

TOP REBOUNDER: Jackson II (6.0 rpg)

TOP ASSIST MAKER: Johnson (3.4 apg)

TOP SHOT BLOCKER: Gray (0.8 bpg)

TOP STEALS LEADER: Brown (1.1 spg)

COMMUNICATIONS/PR: Michael DeBates

TWITTER UPDATES: @GamecockMBB

HEAD COACH: Matt McMahon (App. State, '00)

AT LSU: 12-14 (1st season)

CAREER: 166-81 (8th season)

VS. CAROLINA: 0-0

TOP SCORER: Williams (16.1 ppg)

TOP REBOUNDER: Williams (7.3 rpg)

TOP ASSIST MAKER: Hill (3.1 apg)

TOP SHOT BLOCKER: Williams (1.0 bpg)

TOP STEALS LEADER: Williams (1.3 spg)

COMMUNICATIONS/PR: Kent Lowe

TWITTER UPDATES: @LSUBasketball

TIPOFF NOTABLES

> *A New Chapter* of Gamecock Men's Basketball is underway with first-year head coach Lamont Paris this season.

> Paris, who has been a part of nine NCAA Division I Tournaments and 17 twenty-win seasons as a college head and assistant coach, was named the University of South Carolina's 33rd head coach by Director of Athletics Ray Tanner on Thursday, March 24, 2022.

> This new-look Gamecock squad features eight new players (four transfers and four freshman) headlined by standout freshman forward Gregory "GG" Jackson II, the highest rated recruit in program history (recruit rankings started in early 2000s). He joined former Carolina standout PJ Dozier (2015-17) as the only five-star signees in program history.

ASSOCIATE DIRECTOR

COMMUNICATIONS & PUBLIC RELATIONS:

MICHAEL DeBATES // MDEBATES@MAILBOX.SC.EDU

CELL: 712-348-5863 // TWITTER: @MDEBATES

CAROLINA MEN'S BASKETBALL ON SOCIAL MEDIA:

#GAMECOCKS // #FOREVERTOTHEE

TWITTER AND INSTAGRAM: @GAMECOCKMBB

FACEBOOK: /GAMECOCKMBB

ON THE WEB: GAMECOCKSONLINE.COM

GAME 27

VENUE: Maravich Assembly Center (13,215)

BROADCAST: SEC Network (on-site)

PLAY-BY-PLAY: Courtney Lyle

ANALYST: Carolyn Peck

RADIO: Gamecock Radio Network

IN COLUMBIA: 107.5 The Game

PLAY-BY-PLAY: Derek Scott

ANALYST: Casey Manning

SIRIUSXM: 387 | SXM APP: 977

WATCH: ESPN.com/watch

LIVE STATS: GamecocksOnline.com

SERIES: SC leads, 19-18

IN BATON ROUGE: LSU leads, 9-6

NEUTRAL: SC leads, 4-0

SERIES TREND: Tigers have won three of last four on home floor dating back to 64-58 win on Jan. 28, 2015

LAST MEETING: 77-75, Carolina win on Feb. 19, 2022 at CLA

NUMBERS OF NOTE

.691 - New head coach Lamont Paris spent the past five seasons as head coach at Chattanooga. He led the team to a 65-29 record the last three seasons and a berth in the 2022 NCAA Tournament after winning the SoCon Tournament Championship.

12 - Paris was an assistant for 17 seasons prior to becoming a head coach in 2017-18. He was a part of 12 NCAA Tournament appearances (Division I and II) as an assistant, including a pair of Final Fours at Wisconsin in 2014 and 2015.

17 - In 22 seasons as a head or assistant coach in college, Paris has been a part of 17 teams that have won 20-or-more games in a season.














14.9% - South Carolina returns just 14.9 percent of its scoring from the 2021-22 season (327 of 2,200 total points).

18.4% - The Gamecocks bring back just 18.4 percent of the team's minutes from the 2021-22 season (1,447 of 6,225 total minutes played).

COMING UP NEXT

> Carolina has a pair of top-10 games next week, first squaring off with No. 1/1 Alabama (22-4, 12-1 SEC) at 9 p.m. (ET) on ESPN2. Mike Morgan (pxp) and Seth Greenberg (analyst) will be on the call for the broadcast. The Gamecocks then head to Knoxville on Saturday to face No. 10/11 Tennessee (20-6, 9-4 SEC).

2022-23 SOUTH CAROLINA BASKETBALL BROADCAST SPOT CHART

0		<p>Ebrima Dibba <i>Ee-BRIME-uh DEEB-ah</i> RSR - G - 6-6 - 214 - BREDÅNG, SWEDEN // COASTAL CAROLINA</p> <table border="1"> <thead> <tr> <th>MIN</th> <th>PTS</th> <th>REB</th> <th>AST</th> <th>FG%</th> <th>3FG%</th> <th>FT%</th> </tr> </thead> <tbody> <tr> <td>32.2</td> <td>8.2</td> <td>4.8</td> <td>5.2</td> <td>45.0</td> <td>32.2</td> <td>79.0</td> </tr> </tbody> </table> <p>Career Highs: 19 points, 10 rebounds, 12 assists, 6 steals</p>	MIN	PTS	REB	AST	FG%	3FG%	FT%	32.2	8.2	4.8	5.2	45.0	32.2	79.0	<ul style="list-style-type: none"> Suffered season-ending Achilles injury in summer workouts; had successful surgery and will miss the entire 2022-23 season Played in 90 career games at Coastal Carolina (2018-22) Averaged 8.2 points, 5.2 assists and 4.8 rebounds per game over his four seasons as a Chant Standout student and was named to President's List (4.0 GPA) while at Coastal in 2021 									
MIN	PTS	REB	AST	FG%	3FG%	FT%																				
32.2	8.2	4.8	5.2	45.0	32.2	79.0																				
1		<p>Jacobi Wright SO - G - 6-2 - 188 - FORT MILL, S.C. // LEGACY EARLY COLLEGE</p> <table border="1"> <thead> <tr> <th>MIN</th> <th>PTS</th> <th>REB</th> <th>AST</th> <th>FG%</th> <th>3FG%</th> <th>FT%</th> </tr> </thead> <tbody> <tr> <td>22-23</td> <td>28.1</td> <td>6.2</td> <td>2.2</td> <td>1.8</td> <td>36.1</td> <td>33.9</td> <td>75.7</td> </tr> <tr> <td>Career</td> <td>21.3</td> <td>4.7</td> <td>1.8</td> <td>1.8</td> <td>34.3</td> <td>30.5</td> <td>73.8</td> </tr> </tbody> </table> <p>Career Highs: 17 points*, 6 rebounds*, 6 assists, 2 steals*, 1 block*</p>	MIN	PTS	REB	AST	FG%	3FG%	FT%	22-23	28.1	6.2	2.2	1.8	36.1	33.9	75.7	Career	21.3	4.7	1.8	1.8	34.3	30.5	73.8	<ul style="list-style-type: none"> Has started nine games this season; career-best six games in double figures this season (3 in SEC play) Scored career-high 17 in 64-61 win at Ole Miss (Feb. 11); 11 points at Missouri (Feb. 6) Had 13 points and made four 3s (career high) at Georgia (Jan. 28) - first career SEC game in double-figures Came off the bench vs. Clemson (Nov. 11) and had 10 points, knocking down pair of 3s Started in the opener vs. SC State (Nov. 8) and had 14 points, five rebounds and four assists Played in 31 games (9 starts) in 2021-22; 4 games in SEC play with 4 assists (team 4-0 in those games)
MIN	PTS	REB	AST	FG%	3FG%	FT%																				
22-23	28.1	6.2	2.2	1.8	36.1	33.9	75.7																			
Career	21.3	4.7	1.8	1.8	34.3	30.5	73.8																			
2		<p>Chico Carter Jr. SR - G - 6-3 - 192 - COLUMBIA, S.C. // MURRAY STATE</p> <table border="1"> <thead> <tr> <th>MIN</th> <th>PTS</th> <th>REB</th> <th>AST</th> <th>FG%</th> <th>3FG%</th> <th>FT%</th> </tr> </thead> <tbody> <tr> <td>22-23</td> <td>30.8</td> <td>9.8</td> <td>1.8</td> <td>1.6</td> <td>47.1</td> <td>47.6</td> <td>63.0</td> </tr> <tr> <td>Career</td> <td>20.8</td> <td>8.4</td> <td>1.4</td> <td>1.6</td> <td>47.2</td> <td>44.1</td> <td>79.4</td> </tr> </tbody> </table> <p>Career Highs: 27 points, 6 rebounds*, 9 assists, 3 steals</p>	MIN	PTS	REB	AST	FG%	3FG%	FT%	22-23	30.8	9.8	1.8	1.6	47.1	47.6	63.0	Career	20.8	8.4	1.4	1.6	47.2	44.1	79.4	<ul style="list-style-type: none"> Shooting 47.6 percent (49-of-103) from behind the arc, the best mark in the SEC 11 double-figure outings; 2 20-point games; has eight games this season with 3 or more made 3s Had 24 points in SEC opener at Vandy (Jan. 3); went 4-of-6 from 3, had 6 rebounds & 4 assists Was 1-point shy of tying career-high with 26 points vs. Davidson (Nov. 18); was 6-of-8 from 3 (both career highs) and went 9-for-14 from the field in the game 16 points in 60-58 win vs. Clemson (Nov. 11); was 4-of-6 from 3 & hit game-winner with 0.9 seconds left
MIN	PTS	REB	AST	FG%	3FG%	FT%																				
22-23	30.8	9.8	1.8	1.6	47.1	47.6	63.0																			
Career	20.8	8.4	1.4	1.6	47.2	44.1	79.4																			
4		<p>Tre-Vaughn Minott <i>MY-not</i> JR - F - 6-9 - 258 - MONTREAL, QUEBEC // NBA ACADEMY LATIN AMERICA</p> <table border="1"> <thead> <tr> <th>MIN</th> <th>PTS</th> <th>REB</th> <th>BLK</th> <th>FG%</th> <th>3FG%</th> <th>FT%</th> </tr> </thead> <tbody> <tr> <td>22-23</td> <td>2.8</td> <td>0.2</td> <td>0.4</td> <td>0.2</td> <td>0.0</td> <td>0.0</td> <td>33.3</td> </tr> <tr> <td>Career</td> <td>7.1</td> <td>1.8</td> <td>1.8</td> <td>0.4</td> <td>67.6</td> <td>0.0</td> <td>23.1</td> </tr> </tbody> </table> <p>Career Highs: 8 points, 6 rebounds, 3 blocks, 2 steals</p>	MIN	PTS	REB	BLK	FG%	3FG%	FT%	22-23	2.8	0.2	0.4	0.2	0.0	0.0	33.3	Career	7.1	1.8	1.8	0.4	67.6	0.0	23.1	<ul style="list-style-type: none"> Played in 14 games in 2021-22 with a pair of starts, averaging 2.0 points and 1.9 rebounds per game Shot 81.3 percent from the floor (13-of-16) last season Made six appearances in SEC play scoring four points at Miss. State (Feb. 1, 2022) and four points vs. No. 22/20 Tennessee (Feb. 5, 2022) Had a career-high eight points in blowout win vs. Army (Dec. 22, 2021); Had six rebounds (tied career high) and three blocks (career high) at Clemson (Dec. 18, 2021)
MIN	PTS	REB	BLK	FG%	3FG%	FT%																				
22-23	2.8	0.2	0.4	0.2	0.0	0.0	33.3																			
Career	7.1	1.8	1.8	0.4	67.6	0.0	23.1																			
5		<p>Meechie Johnson SO - G - 6-2 - 180 - CLEVELAND, OHIO // OHIO STATE</p> <table border="1"> <thead> <tr> <th>MIN</th> <th>PTS</th> <th>REB</th> <th>AST</th> <th>FG%</th> <th>3FG%</th> <th>FT%</th> </tr> </thead> <tbody> <tr> <td>22-23</td> <td>33.0</td> <td>12.5</td> <td>3.9</td> <td>3.4</td> <td>35.1</td> <td>32.6</td> <td>76.7</td> </tr> <tr> <td>Career</td> <td>20.2</td> <td>6.5</td> <td>2.1</td> <td>1.7</td> <td>34.1</td> <td>33.2</td> <td>71.8</td> </tr> </tbody> </table> <p>Career Highs: 26 points*, 8 assists*, 7 rebounds*, 4 steals</p>	MIN	PTS	REB	AST	FG%	3FG%	FT%	22-23	33.0	12.5	3.9	3.4	35.1	32.6	76.7	Career	20.2	6.5	2.1	1.7	34.1	33.2	71.8	<ul style="list-style-type: none"> Has scored in double figures 16 of last 19 games; leads team in assists at 3.4 per game (T-12th in SEC) 35-for-38 (92.1 percent) at the line in SEC play; his 57 3s made are 7th in SEC; team 3-0 when he scores 20+ Scored career-high 26 points (6 3s) with 6 rebounds and 6 assists at UK (Jan. 10) to lead team to first win at Rupp Arena since 2009; first Gamecock since Sindarius Thornwell (2017) with 25, 5 & 5 Hit 6 3s and had 25 points in 65-58 win over WKU (Dec. 22) Scored 17 points with 8 assists and 7 rebounds (both career highs) in OT win at Georgetown (Dec. 3) Played in 43 games in two seasons at Ohio State (2020-22) making five starts
MIN	PTS	REB	AST	FG%	3FG%	FT%																				
22-23	33.0	12.5	3.9	3.4	35.1	32.6	76.7																			
Career	20.2	6.5	2.1	1.7	34.1	33.2	71.8																			
10		<p>Hayden Brown GR - F - 6-5 - 234 - GREER, S.C. // THE CITADEL</p> <table border="1"> <thead> <tr> <th>MIN</th> <th>PTS</th> <th>REB</th> <th>AST</th> <th>FG%</th> <th>3FG%</th> <th>FT%</th> </tr> </thead> <tbody> <tr> <td>22-23</td> <td>29.4</td> <td>11.2</td> <td>5.0</td> <td>1.2</td> <td>42.8</td> <td>21.6</td> <td>63.9</td> </tr> <tr> <td>Career</td> <td>25.0</td> <td>12.4</td> <td>6.4</td> <td>1.6</td> <td>48.7</td> <td>27.6</td> <td>66.7</td> </tr> </tbody> </table> <p>Career Highs: 37 points, 21 rebounds, 7 assists, 4 steals, 3 blocks*</p>	MIN	PTS	REB	AST	FG%	3FG%	FT%	22-23	29.4	11.2	5.0	1.2	42.8	21.6	63.9	Career	25.0	12.4	6.4	1.6	48.7	27.6	66.7	<ul style="list-style-type: none"> Led team with 18 points and two steals in 64-61 comeback road win at Ole Miss (Feb. 11) Logged 19 points, six rebounds, three assists and a steal at Missouri (Feb. 7) Had 17 points and 10 rebounds at Georgia (Jan. 28) for first double-double in Garnet & Black In 111 career games at The Citadel (2017-2022), averaged 12.6 points, 6.7 rebounds and 1.7 assists while shooting 50.1 percent (516-of-1030) from the floor Became the second player in The Citadel's program history to score 1,400 points and collect 700 rebounds Two-time, First Team All-SoCon selection (2021, 2022); averaged 18.8 pts and 9.5 reb in 2021-22
MIN	PTS	REB	AST	FG%	3FG%	FT%																				
22-23	29.4	11.2	5.0	1.2	42.8	21.6	63.9																			
Career	25.0	12.4	6.4	1.6	48.7	27.6	66.7																			
12		<p>Zachary Davis FR - G - 6-8 - 192 - ORANGEBURG, S.C. // DENMARK-OLAR</p> <table border="1"> <thead> <tr> <th>MIN</th> <th>PTS</th> <th>REB</th> <th>AST</th> <th>FG%</th> <th>3FG%</th> <th>FT%</th> </tr> </thead> <tbody> <tr> <td>22-23</td> <td>12.7</td> <td>2.3</td> <td>2.0</td> <td>0.7</td> <td>39.6</td> <td>14.8</td> <td>80.0</td> </tr> </tbody> </table> <p>Season Highs: 13 points*, 6 rebounds*, 2 assists*, 2 blocks*, 2 steals*</p>	MIN	PTS	REB	AST	FG%	3FG%	FT%	22-23	12.7	2.3	2.0	0.7	39.6	14.8	80.0	<ul style="list-style-type: none"> Led team with career-high 13 points vs. Texas A&M (Jan. 14); first career game in double figures Pulled down career-high six rebounds and had his first career block vs. EMU (Dec. 30) Made first career start vs. Upstate (Nov. 25); had seven points and four rebounds in 25 minutes As a senior in HS, led Denmark-Olar to an 18-7 record after averaging 24.2 points, 9.3 rebounds, 8.2 assists, 3.1 steals and 2.6 blocks per game; dad, Hercules, was high school coach; two-time all-state pick Named 2022 1A Boys South Carolina Basketball Coaches Association Player of the Year 								
MIN	PTS	REB	AST	FG%	3FG%	FT%																				
22-23	12.7	2.3	2.0	0.7	39.6	14.8	80.0																			
21		<p>Ja'Von Benson <i>JUH-Von</i> JR - F - 6-7 - 253 - COLUMBIA, S.C. // RIDGE VIEW</p> <table border="1"> <thead> <tr> <th>MIN</th> <th>PTS</th> <th>REB</th> <th>BLK</th> <th>FG%</th> <th>3FG%</th> <th>FT%</th> </tr> </thead> <tbody> <tr> <td>22-23</td> <td>3.2</td> <td>0.6</td> <td>0.8</td> <td>0.2</td> <td>12.5</td> <td>25.0</td> <td>0.0</td> </tr> <tr> <td>Career</td> <td>6.9</td> <td>2.1</td> <td>2.5</td> <td>0.5</td> <td>32.4</td> <td>18.2</td> <td>30.0</td> </tr> </tbody> </table> <p>Career Highs: 8 points, 8 rebounds, 2 blocks, 1 steal</p>	MIN	PTS	REB	BLK	FG%	3FG%	FT%	22-23	3.2	0.6	0.8	0.2	12.5	25.0	0.0	Career	6.9	2.1	2.5	0.5	32.4	18.2	30.0	<ul style="list-style-type: none"> Played in six games, averaging 3.3 points and 4.2 rebounds per contest in 2021-22 Had six points and five rebounds in season-high 17 minutes at Clemson (Dec. 18, 2021) Scored career-high eight points vs. Allen (Dec. 14, 2021); went 3-for-6 from the floor Pulled down a career-high eight rebounds in season-opening win vs. USC Upstate (Nov. 9, 2021) Led Ridge View to back-to-back state titles his junior and senior year of high school
MIN	PTS	REB	BLK	FG%	3FG%	FT%																				
22-23	3.2	0.6	0.8	0.2	12.5	25.0	0.0																			
Career	6.9	2.1	2.5	0.5	32.4	18.2	30.0																			
23		<p>Gregory "GG" Jackson II FR - F - 6-9 - 215 - COLUMBIA, S.C. // RIDGE VIEW</p> <table border="1"> <thead> <tr> <th>MIN</th> <th>PTS</th> <th>REB</th> <th>BLK</th> <th>FG%</th> <th>3FG%</th> <th>FT%</th> </tr> </thead> <tbody> <tr> <td>22-23</td> <td>31.3</td> <td>15.2</td> <td>6.0</td> <td>0.7</td> <td>38.9</td> <td>33.1</td> <td>62.9</td> </tr> </tbody> </table> <p>Season Highs: 30 points*, 16 rebounds*, 4 steals*, 3 blocks*, 3 assists*</p>	MIN	PTS	REB	BLK	FG%	3FG%	FT%	22-23	31.3	15.2	6.0	0.7	38.9	33.1	62.9	<ul style="list-style-type: none"> Has scored in double-figures in 21 of 26 games as Gamecock; team's leading scorer/rebounder; 8 20-point games Had career-high 30 points vs. No. 16/17 Auburn (Jan. 21); missed first eight shots and finished game 10-of-13 (76.9%) First 30-point game by a freshman in program history since Bruce Ellington (31) on Dec. 22, 2010 at Furman Pulled down career-high 16 rebounds vs. WKU (Dec. 22); most rebounds in game since Chris Silva (17 - 3/5/19 at A&M) Had 22 points (all in second half) in comeback road win at Georgetown (Dec. 3) Scored 18 points and pulled down 10 rebounds for double-double in his collegiate debut against SC State (Nov. 8) Highest ranked incoming freshman in program history and joined former standout PJ Dozier as the only five-star signees Was named MVP of the 2022 National Basketball Players Association (NBPA) Top 100 Camp in early July Avg. 22.1 points, 10.9 rebounds & 2.3 blocks per game in helping lead Ridge View to second-straight 5A title 								
MIN	PTS	REB	BLK	FG%	3FG%	FT%																				
22-23	31.3	15.2	6.0	0.7	38.9	33.1	62.9																			
30		<p>Daniel Hankins-Sanford FR - F - 6-8 - 233 - CHARLOTTE, N.C. // JULIUS L. CHAMBERS</p> <table border="1"> <thead> <tr> <th>MIN</th> <th>PTS</th> <th>REB</th> <th>BLK</th> <th>FG%</th> <th>3FG%</th> <th>FT%</th> </tr> </thead> <tbody> <tr> <td>22-23</td> <td>8.4</td> <td>2.7</td> <td>2.3</td> <td>0.1</td> <td>35.7</td> <td>22.2</td> <td>53.8</td> </tr> </tbody> </table> <p>Season Highs: 8 points*, 8 rebounds*, 3 assists*, 1 block*, 1 steal*</p>	MIN	PTS	REB	BLK	FG%	3FG%	FT%	22-23	8.4	2.7	2.3	0.1	35.7	22.2	53.8	<ul style="list-style-type: none"> Led the bench with seven points vs. Vanderbilt (Feb. 14); went 3-of-5 from the field Came off the bench and scored a career-high eight points in 74-64 win over EMU (Dec. 30) Had career-high eight rebounds (three offensive) in just 12 minutes of action vs. WKU (Dec. 22) Three-star prospect, rated in the top-200 nationally and fifth in the state of the North Carolina via 247Sports Played varsity all four years at Julius L. Chambers High School (2018-22); as a senior, led the Cougars to a 22-7 overall record after averaging 16.5 points, 7.9 rebounds, 1.9 steals and 1.8 assists per game 								
MIN	PTS	REB	BLK	FG%	3FG%	FT%																				
22-23	8.4	2.7	2.3	0.1	35.7	22.2	53.8																			
31		<p>Benjamin Bosmans-Verdonk <i>BOSE-mans-ver-DONK</i> RJR - F - 6-9 - 250 - LOMMEL, BELGIUM // ILLINOIS</p> <table border="1"> <thead> <tr> <th>MIN</th> <th>PTS</th> <th>REB</th> <th>BLK</th> <th>FG%</th> <th>3FG%</th> <th>FT%</th> </tr> </thead> <tbody> <tr> <td>22-23</td> <td>15.7</td> <td>2.2</td> <td>3.2</td> <td>0.2</td> <td>38.8</td> <td>0.0</td> <td>59.3</td> </tr> <tr> <td>Career</td> <td>9.9</td> <td>1.6</td> <td>2.2</td> <td>0.1</td> <td>41.4</td> <td>0.0</td> <td>50.0</td> </tr> </tbody> </table> <p>Career Highs: 8 points*, 10 rebounds, 6 assists, 2 steals*, 2 blocks</p>	MIN	PTS	REB	BLK	FG%	3FG%	FT%	22-23	15.7	2.2	3.2	0.2	38.8	0.0	59.3	Career	9.9	1.6	2.2	0.1	41.4	0.0	50.0	<ul style="list-style-type: none"> Matched career-high with eight points vs. Upstate (Nov. 25); added seven rebounds, eight assists, pair of steals and a block; team was +22 in his 30 minutes on the floor Graduated in three years from Illinois and is currently enrolled in South Carolina School of Law Saw limited action in 41 games with two starts in three seasons at Illinois (2019-22) Played in a career-high 24 games for the Illini in 2021-22, averaging 1.6 points and 2.1 rebounds in 7.8 minutes per contest Shot 47.2 percent (17-for-36) from the floor in redshirt sophomore season at Illinois Was on pair of NCAA Tournament teams (2021, 2022) Big Ten Champion squads (2021, 2022)
MIN	PTS	REB	BLK	FG%	3FG%	FT%																				
22-23	15.7	2.2	3.2	0.2	38.8	0.0	59.3																			
Career	9.9	1.6	2.2	0.1	41.4	0.0	50.0																			
33		<p>JOSH GRAY JR - F - 7-0 - 255 - BROOKLYN, N.Y. // LSU</p> <table border="1"> <thead> <tr> <th>MIN</th> <th>PTS</th> <th>REB</th> <th>BLK</th> <th>FG%</th> <th>3FG%</th> <th>FT%</th> </tr> </thead> <tbody> <tr> <td>22-23</td> <td>15.4</td> <td>4.2</td> <td>5.9</td> <td>0.8</td> <td>52.9</td> <td>0.0</td> <td>45.2</td> </tr> <tr> <td>Career</td> <td>11.8</td> <td>3.1</td> <td>4.1</td> <td>0.7</td> <td>52.3</td> <td>0.0</td> <td>41.0</td> </tr> </tbody> </table> <p>Career Highs: 20 points*, 14 rebounds*, 3 blocks*, 2 steals*, 2 assists*</p>	MIN	PTS	REB	BLK	FG%	3FG%	FT%	22-23	15.4	4.2	5.9	0.8	52.9	0.0	45.2	Career	11.8	3.1	4.1	0.7	52.3	0.0	41.0	<ul style="list-style-type: none"> Has made career-high nine starts this season; six games (five in SEC play) with 10+ rebounds Had 20 points, 14 rebounds (both career highs) vs. Arkansas (Feb. 4); went 9-of-14 (64.2%) with 5 dunks Pulled down career-high 14 rebounds vs. Miss. State (Jan. 31); eight of them were offensive boards Notched first career double-double with 11 points and 13 rebounds at Florida (Jan. 25) Had game-high 10 rebounds in just 19 minutes vs. Clemson (Nov. 11) Saw action in 25 games (three starts) during first season in Garnet and Black in 2021-22; 2.9 ppg & 3.5 rpg
MIN	PTS	REB	BLK	FG%	3FG%	FT%																				
22-23	15.4	4.2	5.9	0.8	52.9	0.0	45.2																			
Career	11.8	3.1	4.1	0.7	52.3	0.0	41.0																			
44		<p>FORD COOPER JR. SR - G - 6-3 - 193 - CHARLOTTE, N.C. // MISSOURI STATE</p> <table border="1"> <thead> <tr> <th>MIN</th> <th>PTS</th> <th>REB</th> <th>AST</th> <th>FG%</th> <th>3FG%</th> <th>FT%</th> </tr> </thead> <tbody> <tr> <td>22-23</td> <td>8.0</td> <td>1.0</td> <td>0.8</td> <td>0.2</td> <td>21.7</td> <td>21.1</td> <td>100</td> </tr> <tr> <td>Career</td> <td>10.2</td> <td>1.5</td> <td>0.9</td> <td>0.8</td> <td>27.8</td> <td>32.7</td> <td>84.6</td> </tr> </tbody> </table> <p>Career Highs: 7 points, 7 rebounds, 5 assists, 3 steals, 1 block</p>	MIN	PTS	REB	AST	FG%	3FG%	FT%	22-23	8.0	1.0	0.8	0.2	21.7	21.1	100	Career	10.2	1.5	0.9	0.8	27.8	32.7	84.6	<ul style="list-style-type: none"> Has played in a career high 16 games so far this season for the Gamecocks Scored six points (most as Gamecock) and hit two 3s vs. Texas A&M (Jan. 14) Played 16 minutes off the bench in 74-71 overtime road win at Georgetown (Dec. 3) Had four points and a pair of rebounds vs. USC Upstate (Nov. 25) in 28 minutes Played one season at Missouri State (2019-20) and saw action in 27 games, making five starts
MIN	PTS	REB	AST	FG%	3FG%	FT%																				
22-23	8.0	1.0	0.8	0.2	21.7	21.1	100																			
Career	10.2	1.5	0.9	0.8	27.8	32.7	84.6																			

14



ELI SPARKMAN
 FR - G - 6-0 - 153
 CLEVELAND, TENN.
 - Joined team as walkon prior to the start of the academic year

- projected starters shaded in gray
 - projected starters based on previous game
 - * career high reached this season

STAT COMPARISON

	CAROLINA	LSU	NCAA Rank
Record	9-17	12-14	292/224
Conference Record	2-11	1-12	-
Current Streak	L1	L12	-
Scoring Avg.	64.1	66.2	330/304
Opponent Scoring Avg.	72.8	68.8	262/151
Scoring Margin	-8.7	-2.6	336/273
Field Goal %	39.8	41.2	340/320
Opponent Field Goal %	46.7	44.2	324/219
3-Point Field Goal %	32.3	32.9	274/241
Opponent 3-Point Field Goal %	34.4	33.1	228/139
3-Point Field Goals Made PG	7.8	7.3	138/196
3-Point Field Goal Attempts PG	24.0	22.1	79/152
Free Throw %	64.5	71.0	333/196
Opponent Free Throw %	67.2	70.5	-
Rebounding Avg.	34.5	34.4	210/217
Opponent Rebounding Avg.	35.3	34.0	-
Rebounding Margin	-0.8	+0.3	236/197
Turnovers Avg.	13.2	13.0	234/214
Opponent Turnover Avg.	10.7	12.2	322/221
Assists Avg.	10.8	12.3	324/249
Blocks Avg.	2.6	2.8	254/221
Steals Avg.	5.0	7.2	313/102

NCAA stats games through Thursday, Feb. 16

INTERVIEW POLICIES

All interview requests must be made in advance to Associate Director Michael DeBates in the South Carolina Athletics Communications and Public Relations Office.

Post-Game Interview Policy: After each home game, the South Carolina student-athletes will address the media first, then head coach Lamont Paris. Visiting team press conferences may be conducted via Zoom. Each team will provide a link to its own press conference. There may be exceptions in which the visiting head coach will come to the media room for an in-person press conference. (Depending on deadline, this may be altered on a game-by-game basis).

Road Interview Policy: Interviews with coach Paris and Gamecock student-athletes while on the road will be scheduled according to the home/event post-game media procedure (non-conference play).

All interviews are to be coordinated through the Communications and Public Relations Office. This allows the staff to arrange the interview when it best suits the student-athlete's and the reporter's schedules. Please contact the Communications and Public Relations Office in advance to make your interview requests. Media are not permitted to contact student-athletes on their own at any time.

All interviews will take place at the designated media interview site for that day as listed in the weekly availability schedule.

Dormitory, apartment and cell phone numbers for student-athletes will not be provided to the media. Should you need to conduct a telephone interview with a student-athlete, a call will be placed to you from the student-athlete at a mutually agreeable time.

SOUTH CAROLINA MEDIA RELATIONS

Michael DeBates, primary contact
Associate Director
cell: 712-348-5863
e-mail: mdebates@mailbox.sc.edu
Twitter: @mdebates

SOUTH CAROLINA MEN'S BASKETBALL ONLINE

Website: www.GamecocksOnline.com/sports/mens-basketball
Facebook: www.Facebook.com/GamecockMBB
Twitter: @GamecockMBB
Instagram: @GamecockMBB

NOTABLE NUMBERS

52.0%

> Carolina shot a season-best 52.0 percent (26-50) at Mizzou (Feb. 7). Five of the six games Carolina has shot above 40.0 percent in SEC play have been on the road. The team is 2-3 in those games.

7

> Paris was a part of the Wisconsin coaching staff that made seven straight appearances in the NCAA Tournament. Included in that stretch was a National Championship Game appearance (2015), Final Four (2014) and four Sweet 16s (2011-12, 2016-17).

10.9

> Josh Gray is averaging 10.9 rebounds per game over his last eight outings. He leads the team with 10+ rebounds in six games (five in SEC play).

13.8

> Hayden Brown is averaging 13.8 points per game over the team's last six dating back to a 17-point, 10-rebound double-double at Georgia (Jan. 28).

A SOUTH CAROLINA WIN WOULD ...

- Be the team's third SEC win of the season, all on the road
- Be Paris' first career victory over LSU
- Mark the first win at LSU since a 88-63 victory on Feb. 1, 2017 during the historic Final Four season

MR. WRIGHT

> Jacobi Wright led south Carolina to a 64-61 comeback road victory at Ole Miss (Feb. 11). He started and scored a career-high 17 points on 6-of-9 shooting (3-of-5 from behind the arc). Wright made a clutch 3-pointer with 44 seconds to go to put Carolina ahead for good, 61-59. Hayden Brown added a team-high 18 points and Meechie Johnson scored six of the team's final nine points in the last 1:19 of the game. The victory snapped an eight-game losing skid in league action. It was just Carolina's fourth win all-time in Oxford.

BIG MOVES FOR BIG JOSH

> Josh Gray has recently put the best stretch of his career together over the past eight games dating back to No. 16/17 Auburn (Jan. 21). Over the stretch he's averaging 7.6 points and 10.9 rebounds per game. Gray has 36 offensive rebounds (4.5 per game) and 51 defensive rebounds (6.4 per game) in the stretch. He's 25-of-47 from the field, good for 53.2 percent. Gray has done all this while averaging just 23.0 minutes per game for an extremely high rate of efficiency. He had his first career double-double at Florida (Jan. 25) with 11 points and 13 rebounds. He pulled down a career-high 14 rebounds (eight offensive) vs. Miss. State (Jan. 31). He followed that performance up with 14 more rebounds and a career-high 20 points for his second double-double in the last five four games. Against the Razorbacks, Gray was 9-for-14 (64.3 percent) with five dunks.

TOUGH ONE IN OT IN ATHENS

> South Carolina's 12-game win streak against Georgia (dated back to Jan. 4, 2017) was recently snapped at Stegeman Coliseum on Jan. 28. The Gamecocks fell in OT, 81-78, in a game they led for 33 minutes and led by double digits with 6:31 to go in regulation. The Bulldogs took advantage of a favorable whistle late, going 19-for-25 (76.0 percent) at the line in the second half and OT period. Fouls were in Georgia's favor 17-8 the final 35 minutes of

the game. Six of the Bulldogs eight points in OT came at the free throw line. The Gamecocks fell to 0-2 in OT games in league play with the loss. Five players scored in double figures for Carolina and the team knocked down a season-high 13 3s. Chico Carter Jr. (4-for-5) and Jacobi Wright (4-for-5) were a combined 8-for-10 from behind the arc.

TWO DOUBLE-DOUBLES PLEASE

> GG Jackson (20 points, 10 rebounds) and Josh Gray (11 points, 13 rebounds) each posted double-doubles in Carolina's recent trip to Gainesville to face Florida (Jan. 25). Gray's 11 points were the first time he's scored in double figures and his 13 boards were a career-high. It marked his first double-double in college. Jackson's double-double was his team-leading third of the season and first in SEC action. The last time two players had double-doubles for Carolina was Maik Kotsar and Keyshawn Bryant on Feb. 26, 2020 in a 94-90 win over Georgia at CLA.

3EECHIE JOHNSON EN FUEGO

> Transfer point guard Meechie Johnson went on a tear after a breakout game in a road win at Georgetown back on Dec. 3. He scored in double-figures in 10-straight games (best mark of his career and was snapped vs. Ole Miss on Jan. 17) and averaged 16.8 points, 4.7 rebounds and 3.9 assists per game in the stretch. He went 58-of-137 (42.3%) from the field, 30-of-83 (36.1%) from 3 and 22-of-29 (75.9%) at the free throw line (has made 18-straight FTs to start league play which leads the SEC). The Cleveland, Ohio, native scored a career-high 26 points on Jan. 10 in helping lead the Gamecocks to their first win at Rupp Arena over Kentucky since 2009. He also led the team with six rebounds and six assists. Johnson became the first South Carolina player with 25 points, five rebounds and five assists in a game since Gamecock great Sindarius Thornwell (25 points, eight rebounds and six assists) on March 4, 2017 at Ole Miss. He had two games in the 10-game scoring stretch where he made six 3s: vs. Western Kentucky (Dec. 22) and at Kentucky (Jan. 10).

CAROLINA BENCH PRODUCTION

GAME	SC-OPP	DIFF.	SC HIGH BENCH SCORER
SC State	13-40	-27	Hankins-Sanford, 5
Clemson	18-17	+1	Wright, 10
vs. Colorado State	15-27	-12	Wright, 8
vs. Davidson	4-15	-9	Gray, Hankins-Sanford, 2
vs. Furman	12-31	-19	Wright, 7
USC Upstate	6-18	-12	Cooper Jr., 4
at George Washington	20-9	+11	Johnson, 6
at Georgetown	8-6	+2	Wright, 6
Presbyterian	10-21	-11	Wright, 6
at UAB	6-11	-5	Wright, 6
vs. East Carolina	4-8	-4	Gray, Wright, 2
Western Kentucky	5-8	-3	Wright, 3
Eastern Michigan	17-7	+10	Hankins-Sanford, 8
at Vanderbilt	10-64	-54	Gray, 5
Tennessee	12-35	-23	Wright, 7
at Kentucky	11-31	-20	Hankins-Sanford, 5
Texas A&M	14-31	-17	Cooper Jr., 6
Ole Miss	13-10	+3	Davis, 6
Auburn	10-14	-4	Gray, 6
at Florida	21-20	+1	Gray, 11
at Georgia	16-27	-11	Wright, 13
Miss. State	9-12	-3	Wright, 7
Arkansas	4-20	-16	Wright, 4
at Missouri	23-25	-2	Jackson II, 23
at Ole Miss	7-26	-19	Jackson II, 5
Vanderbilt	12-9	+3	Hankins-Sanford, 7
at LSU			
Alabama			
at Tennessee			
at Miss. State			
Georgia			

CAROLINA SPECIALTY STATS

(PP) points in paint; (OT) points off turnovers; (2nd) second chance points; (FB) fast break points

(South Carolina-Opponent)

GAME	PP	OT	2ND	FB
SC State	34-22	16-15	24-6	17-18
Clemson	20-30	16-25	8-6	4-12
vs. Colorado State	14-54	11-19	11-5	0-7
vs. Davidson	30-28	14-14	10-8	11-2
vs. Furman	32-24	4-23	10-10	3-18
USC Upstate	40-36	13-4	10-12	5-2
at George Washington	22-34	10-11	6-23	11-16
at Georgetown	34-36	4-23	21-11	4-10
Presbyterian	36-36	14-10	12-3	8-4
at UAB	26-40	19-14	12-19	10-6
vs. East Carolina	26-22	6-16	16-4	0-10
Western Kentucky	20-26	7-10	11-7	7-11
Eastern Michigan	34-10	14-7	12-4	12-6
at Vanderbilt	32-36	14-11	8-6	4-20
Tennessee	16-36	4-20	2-20	6-8
at Kentucky	26-32	9-20	21-12	6-12
Texas A&M	16-38	21-18	7-27	7-10
Ole Miss	30-20	9-10	6-8	13-15
Auburn	20-46	5-22	7-12	9-27
at Florida	26-40	4-16	21-7	3-21
at Georgia	28-40	10-17	20-8	2-10
Miss. State	16-42	11-21	19-12	2-19
Arkansas	34-38	14-8	12-10	8-8
at Missouri	28-22	7-18	11-12	10-11
at Ole Miss	18-24	14-16	9-10	6-12
Vanderbilt	24-22	14-13	11-22	5-4
at LSU				
Alabama				
at Tennessee				
at Miss. State				
Georgia				
SC Total	682	291	328	171
SC Average	26.2	11.2	12.6	6.6
Opp Total	794	401	276	289
Opp Average	30.5	15.4	10.6	11.1



SOUTHEASTERN CONFERENCE STANDINGS

As of Friday, Feb. 17, 2023

Team	Conference	Overall
Alabama	12-1	22-4
Texas A&M	11-2	19-7
Tennessee	9-4	20-6
Auburn	8-5	18-8
Kentucky	8-5	17-9
Florida	7-6	14-12
Missouri	7-6	19-7
Vanderbilt	7-6	14-12
Arkansas	6-7	17-9
Georgia	6-7	16-10
Mississippi State	5-8	17-9
Ole Miss	2-11	10-16
South Carolina	2-11	9-17
LSU	1-12	12-14

SCORES AND SCHEDULE IN THE SEC

Saturday, February 11

- *at Georgia 75, Kentucky 68
- ***South Carolina 64, at Ole Miss 61**
- *#3 Alabama 77, at Auburn 69
- *Vanderbilt 88, at Florida 80
- *Mississippi State 70, at Arkansas 64
- *Missouri 86, at #6 Tennessee 85
- *Texas A&M 74, at LSU 62

Tuesday, February 14

- ***Vanderbilt 75, at South Carolina 64**
- *at Auburn 89, Missouri 56
- *at Georgia 65, LSU 63

Wednesday, February 15

- *at Florida 79, Ole Miss 64
- *at #10 Tennessee 68, #1 Alabama 59
- *Kentucky 71, at Mississippi State 68
- *at Texas A&M 62, Arkansas 56

Saturday, February 18

- *Tennessee at Kentucky CBS 1:00 pm
- ***South Carolina at LSU SECN 1:00 pm**
- *Florida at Arkansas ESPN2 2:00 pm
- *Mississippi State at Ole Miss SECN 3:30 pm
- *Georgia at Alabama SECN 6:00 pm
- *Texas A&M at Missouri ESPN2 6:00 pm
- *Auburn at Vanderbilt SECN 8:30 pm

Tuesday, February 21

- *Tennessee at Texas A&M ESPN/2/U 7:00 pm
- *Mississippi State at Missouri SECN 7:00 pm
- *Georgia at Arkansas SECN 9:00 pm

Wednesday, February 22

- *Kentucky at Florida ESPN/2 7:00 pm
- *Vanderbilt at LSU SECN 7:00 pm
- ***Alabama at South Carolina ESPN2 9:00 pm**
- *Ole Miss at Auburn SECN 9:00 pm

ASSOCIATED PRESS TOP 25

Week 15 (Feb. 13, 2023)

RK	TEAM	REC	PTS	TREND
1	Alabama (38)	22-3	1523	↑2
2	Houston (22)	23-2	1503	-
3	Purdue (2)	23-3	1408	↓2
4	UCLA	21-4	1302	↑3
5	Kansas	20-5	1283	↑4
6	Texas	20-5	1214	↓1
7	Virginia	19-4	1212	↑1
8	Arizona	22-4	1139	↓4
9	Baylor	19-6	1072	↑5
10	Tennessee	19-6	896	↓4
11	Marquette	20-6	815	↓1
12	Kansas State	19-6	790	-
13	Gonzaga	21-5	761	↑3
14	Indiana	18-7	717	↑4
15	Miami	20-5	693	↑4
16	Xavier	19-6	642	↓3
17	Saint Mary's	22-5	567	↓2
18	Creighton	17-8	517	↑5
19	Iowa State	16-8	396	↓8
20	UConn	19-7	358	↑1
21	San Diego State	20-5	271	↑4
22	TCU	17-8	204	↓5
23	NC State	20-6	140	↓1
24	Providence	18-7	136	↓4
25	Florida Atlantic	24-2	117	↑1

Others receiving votes: Missouri 114, Northwestern 96, Illinois 84, Pittsburgh 82, Nevada 36, Oklahoma State 23, Texas A&M 16, Oral Roberts 9, Iowa 5, Arkansas 4, Rutgers 2, Charleston 1, Maryland 1, Boise State 1

Dropped from rankings: Rutgers 24

COACHES POLL TOP 25

Week 15 (Feb. 13, 2023)

RK	TEAM	REC	PTS	TREND
1	Alabama (15)	22-3	782	↑2
2	Houston (15)	23-2	775	-
3	Purdue (1)	23-3	728	↓2
4	UCLA	21-4	679	↑3
5	Texas	20-5	642	↑1
6	Virginia (1)	19-4	634	↑3
7	Kansas	20-5	624	↑1
8	Arizona	22-4	554	↓4
9	Baylor	19-6	549	↑3
10	Marquette	20-6	455	-
11	Tennessee	19-6	438	↓6
12	Gonzaga	21-5	368	↑4
13	Miami	20-5	360	↑7
14	Kansas State	19-6	354	↓3
15	Indiana	18-7	346	↑3
16	Xavier	19-6	328	↓1
17	Saint Mary's	22-5	305	↓3
18	Iowa State	16-8	238	↓5
19	Creighton	17-8	226	↑7
20	San Diego State	20-5	158	↑3
21	Providence	18-7	151	↓4
22	NC State	20-6	128	-
23	UConn	19-7	119	↓2
24	TCU	17-8	78	↓5
25	Texas A&M	18-7	65	↑1

Others receiving votes: Northwestern 54, Florida Atlantic 49, Illinois 41, Pittsburgh 35, Clemson 21, Rutgers 21, Maryland 20, Oklahoma State 15, Missouri 15, Nevada 13, Auburn 13, Duke 12, Iowa 4, Charleston 2, Oral Roberts 1

Dropped from rankings: Duke 24, Clemson 24

SERIES BREAKDOWN

> The teams have exchanged three-game win streaks the past 10 meetings dating back to 2013
 > The winning team has scored 80 or more in six of the last seven meetings
 > Carolina's last win in the Red Stick came on Feb. 1, 2017, an 88-63 victory during the team's historic Final Four season; 25-point win was the second largest ever on the road in SEC play

VS. LSU (19-18, SC LEADS)

SOUTH CAROLINA ALL-TIME RECORDS VS. LSU **H: 9-9 ; A: 6-9 ; N: 4-0**

Last 10 games in the series...

J. 16, 2013	A	82-73 (OT)	W	
F. 14, 2013	H	46-64		L
J. 11, 2014	H	68-71		L
J. 28, 2015	A	58-64		L
F. 10, 2016	H	94-83	W	
F. 1, 2017	A	88-63	W	
F. 28, 2018	H	83-74 (OT)	W	
J. 19, 2019	A	67-89		L
F. 22, 2020	H	80-86		L
J. 16, 2021	A	80-85		L
F. 19, 2022	H	77-75	W	

TRACKING GG

> Highly touted freshman Gregory "GG" Jackson II is currently one of three freshmen in the country averaging at least 15.0 points and 6.0 rebounds per game. Alabama's Brandon Miller (18.7 ppg, 8.2 rpg) and Duke's Kyle Filipowski (15.1 ppg, 9.1 rpg) is the only other players on the list. Jackson's 15.2 points per game average is fifth nationally amongst freshmen. Jackson has had a team-high, eight 20-point games this season. His eight 20-point games are the most by a Gamecock freshman since Carolina joined the SEC in 1991-92.

NATIONAL FRESHMEN SCORING LEADERS

1. Brandon Miller (Alabama) - 18.7 ppg
2. Nate Calkmese (Lamar) - 16.8 ppg
3. Keyonte George (Baylor) - 16.5 ppg
4. Brice Sensabaugh (Ohio State) - 16.4 ppg
5. Judah Mintz (Syracuse) - 15.8 ppg
6. Gregory "GG" Jackson II (South Carolina) - 15.2 ppg
7. Kyle Filipowski (Duke) - 15.1 ppg
8. Aidan Mahaney (St. Mary's) - 15.0 ppg
9. Taylor Hendricks (UCF) - 14.9 ppg
10. Gradey Dick (Kansas) - 14.7 ppg
11. Jackson Paveletzke (Wofford) - 14.7 ppg

Through games played Thursday, Feb. 16*



NOTABLE NUMBERS

57 3s

Meechie Johnson has made 57 3s so far this season through 26 games played (2.2 per game), which is 7th most right behind UT's Santiago Vescovi (59). Johnson's made four or more 3s four times and the team is 4-0 in those games.

30

Jackson scored a career-high 30 points vs. No. 16/17 Auburn (Jan. 21). He became the first freshman in program history with a 30-point game since Bruce Ellington (31 points on 12/22/10 at Furman).

14

Josh Gray pulled down a career-high 14 rebounds in back-to-back games vs. Miss. State (Jan. 31) and Arkansas (Feb. 4). 15 of those 28 boards were on the offensive end. He leads the team in SEC action, averaging 7.8 rebounds per game. Gray has had six 10+ rebound games this season.

SHOWING UP AT RUPP

> The Gamecocks shocked Big Blue Nation with a 71-68, wire-to-wire victory on Jan. 10 thanks to a career-high 26 points from Meechie Johnson (6-of-10 from 3). It was Carolina's first win at Rupp Arena since 2009 and just its third all-time since joining the SEC in 1992. Lamont Paris joined Eddie Fogler (1997) and Darrin Horn (2009) as the only Gamecock head coaches all-time to win in the historic building. The Gamecocks out-rebounded the Wildcats 32-28 and held a 21-12 advantage in second chance points. Carolina made a season-high 11 3s and shot 55.0 percent (11-of-20) from behind the arc.

FREE THROWS FREE THROWS FREE THROWS FREE THROWS

> Vanderbilt took a hard-fought game over the Gamecocks on SEC opening night (Jan. 3), 84-79 in overtime at Memorial Gym. Hayden Brown forced OT with a made alley-op with .03 seconds remaining. In OT, the Commodores went 13-of-14 at the free throw line, nearly shooting as many free throws as Carolina did the entire game (15). Chico Carter Jr. led the Gamecocks with 24 points, six rebounds and four assists. It was Carter's first career 20-point game in SEC play.

REAL RECOGNIZE REAL

> GG Jackson was named the CBS Sports/USB-WA Freshman of the Week for the second time this season on Tuesday, Jan. 3, fresh off a game in which he scored a career-high 24 points in the non-conference finale vs. Eastern Michigan (Dec. 30), squaring off against the Eagles' Emoni Bates. Jackson had a game-high nine rebounds and also made a career-best four 3s in the contest.

GG WAS HITTIN' FROM THREE

> GG Jackson scored 24 points in the team's 74-64 win over Emoni Bates and Eastern Michigan in the non-conference finale. He made a career-high four 3s and also pulled down a game-high nine rebounds. Carolina had its best first half of the season, scoring 40 points while shooting 54.8 percent (17-of-31) in building a double-digit advantage over the Eagles. The Gamecocks were dominate on the glass again with a 46-30 advantage. Chico Carter Jr. has 15 points and was an efficient 6-of-7 from the floor. Meechie Johnson had 10 to extend his double-figure scoring streak to six games. Carolina finished the non-conference slate a perfect 6-0 at CLA.

MEECHIE ON THE NICE LIST

> Meechie Johnson scored a career-high 25 points, going 6-of-11 from downtown, in a 65-58 victory over Western Kentucky (Dec. 22) right before Christmas. He had 15 points in the first half after going 5-of-8 from behind the arc. GG Jackson pulled down a career-high 16 rebounds (most by a Gamecock since Chris Silva had 17 at A&M on 3/5/19) and added 12 points for his second double-double of the season. The Gamecocks pulled down a season-high 51 rebounds and also limited the Hilltoppers to just 36.4 percent shooting and 20 made field goals, both season lows for opponents. WKU came into the game fourth in the nation in 3-point shooting at 42.1 percent. The Gamecocks limited the Hilltoppers to just 13.6 percent (3-of-22) from distance.

ROAD DAWGS

> Carolina bounced back from a tough road loss to start its two-game D.C. road swing with a 74-71 overtime victory at Georgetown (Dec. 3). Meechie Johnson made the go-ahead, 3-point basket with 25 seconds to go. He had a career day with 17 points, eight assists and seven rebounds - all career highs. GG Jackson scored a team-high 22 points (9-for-19 FGs), all coming in the second half after going 0-for-5 the first 20 minutes. The Gamecocks trailed by 11 at the half. In the second half and overtime, South Carolina combined to shoot 20-of-37 (54.1 percent) from the field. The Gamecocks were 15-for-21 (71.4 percent) on 2-point shots in the second half and overtime combined. It was the team's first true road win and first win away from Colonial Life Arena this season.

HOME SWEET HOME

> The Gamecocks snapped a three-game skid with a big comeback victory at home, 68-53, over USC Upstate on Black Friday (Nov. 25). Trailing by three at halftime, Carolina dominated the final 20 minutes, outscoring the Spartans 40-22 in the second half. The Gamecocks shot 58.1 percent (18-for-31) in half two. Freshman sensation Gregory "GG" Jackson II scored a career-high 22 points with an efficient 8-for-14 shooting day, including 3-of-6 shooting from behind the arc. Carolina was shorthanded, missing two starters in Chico Carter Jr. and Meechie Johnson. Sophomore Jacobi Wright and freshman Zachary Davis started in their place. Wright had 10 points and Davis had seven points and four rebounds. Davis and Jackson in the starting five marked the first time since Nov. 30, 2018 two freshmen cracked the starting lineup (Keyshawn Bryant and AJ Lawson) for Carolina.

EXTRA! EXTRA! READ ALL ABOUT HIM - JACKSON II EARNS SEC FRESHMAN OF THE WEEK

> Forward Gregory "GG" Jackson II was named SEC Freshman of the Week on Monday, Nov. 14, after leading the Gamecocks to a pair of wins the first week of the season. He averaged 15.0 points and 9.0 rebounds.

CASH MONEY CARTER CLOSES OUT TIGERS IN RIVALRY MATCHUP AT CLA

> Chico Carter Jr. went the length of the floor and made a contested jumper with 0.9 seconds left to lead South Carolina to victory over in-state rival Clemson, 60-58. The Columbia, S.C., native scored a game-high 16 points and went 4-of-6 from deep. Gregory "GG" Jackson II had 12 points and eight rebounds. Jacobi Wright added 10 points off the bench and Josh Gray contributed with a game-high 10 rebounds and three blocks. It marked the team's first win at home vs. the Tigers since a 68-45 victory on Dec. 19, 2014. New head coach Lamont Paris became the first Gamecock coach since Dave Odom (won 81-59 on 12/8/01 at Clemson) to defeat Clemson in his first season.

NEWCOMERS SHINE NIGHT ONE

> The team opened the season with an 80-77 victory over SC State on Tuesday night led by the oldest player on the team, graduate transfer Hayden Brown, and the youngest player on the team, freshman Gregory "GG" Jackson II; Brown had 21 to lead all scorers and Jackson had 18 points and a game-high 10 rebounds for his first career double-double; sophomore Jacobi Wright had a career-high 14 points after going 3-for-5 behind the arc in the first victory of the Lamont Paris era.

PARIS WELCOMES TWO PALMETTO PRODUCTS ON SIGNING DAY

> Arden Conyers and Collin Murray-Boyles, both Palmetto State products, each signed National Letters of Intent to continue their athletic careers as Gamecocks in the fall of 2023 on Nov. 9 as a part of the early signing period. They're the first high school signees in Garnet & Black under Paris' watch at Carolina. Conyers, a 6-6, 180-pound guard from Blythewood, S.C., is the third ranked player in the state per 247Sports and No. 4 by On3.com. He ranks just outside the top-200 nationally. An all-region pick last season at Westwood High School, he averaged 18.5 points, 5.8 rebounds and 1.5 assists per game for the Redhawks. He will hit the 1,000-career point mark in his senior season. He was recently named one of five to the South Carolina Basketball Coaches Association (SCBA) Elite Boys Preseason Team. Murray-Boyles, a 6-7, 200-pound forward from Columbia, S.C. is the third-ranked player in the state and No. 117 in his class via On3.com. He is set to finish his high school career this winter at Wasatch Academy in Mount Pleasant, Utah after prepping at AC Flora the past three seasons. He helped lead the Falcons to a 24-7 record as a junior and appearance in the state title game. Murray-Boyles averaged 18.3 points, 11.4 rebounds, 5.3 blocks and 2.5 assists per game last season at Flora. His older brother played collegiately at UNC Pembroke.

ORDER ON THE COURT

> The Honorable L. Casey Manning enters his 30th season as an analyst for men's basketball games on the Gamecock Radio Network. He joined the broadcast team for the 1993-94 season and worked alongside legendary South Carolina play-by-play man Bob Fulton. Manning has worked alongside current play-by-play man Derek Scott since 2016-17. The Gamecocks advanced to the school's first ever Final Four their first year working together. Manning, a Dillon, S.C. native, played for the Gamecocks from 1970-73 and made history as the first African-American scholarship player in program history. He graduated from the South Carolina School of Law in 1977 and has served as Circuit Court Judge for the Fifth Judicial Court since 1994. Manning retired on Dec. 31, 2022.

> On Dec. 8, 2022, at a retirement function at the USC Alumni Center, Manning received the Order of the Palmetto from Gov. Henry McMaster, the highest civilian honor granted in the state of South Carolina.

> Two streets were also named after him, one in downtown Columbia near the courthouse he worked in and the other in his hometown of Dillon, S.C.

> On May 7, 2022, Manning received an honorary doctor of laws degree from the Board of Trustees at commencement. It is the highest degree you can receive from the university.

> He joins Dave Kellum (33rd season as Ole Miss pxp) as the only members of the 30-year club on radio broadcast in the SEC.

WATCH LIST SZN

> GG Jackson was one of 20 players in the country to be named to the Karl Malone Power Forward of the Year Award Watch List on Oct. 27, 2022. He joined former Gamecock Chris Silva (2015-19) as the only Carolina players on the watch list in the nine-year history of the award.

BY THE NUMBERS

3-0 - Carolina is 3-0 in games where Meechie Johnson scores 20 or more points this season.

20 & 14 - It was another career day for Josh Gray with 20 points and 14 rebounds (both career highs) vs. Arkansas (Feb. 4) for his second double-double of the season (and his career).

11 & 13 - Gray had his first double-double in college with then career-highs in points (11) and rebounds (13) at Florida (Jan. 25).

30 - GG Jackson posted his first career 30-burger with a career-high 30 points vs. No. 16/17 Auburn (Jan. 21). After missing his first eight shots, he finished the game 10-of-13 (76.9 percent). It was the first 30-point game by a Gamecock freshman since Bruce Ellington (31 points on 12/22/10 at Furman).

28 - South Carolina snapped Kentucky's 28-game home win streak (second longest in nation) with a 71-68 win at Rupp Arena on Jan. 10.

6-0 - Carolina finished the non-conference slate a perfect 6-0 at CLA.

47.6% - Chico Carter Jr. is 49-of-103 from behind the arc, good for an SEC-leading 47.6 percent field goal percentage from distance

51 - The Gamecocks had a season-high 51

rebounds vs. WKU (Dec. 22). It's the second time the team has had 50-plus rebounds this season.

16 - GG Jackson pulled down a career-high 16 rebounds in a win over WKU (Dec. 22).

It was the most rebounds in a game by a Gamecock since Chris Silva had 17 boards on March 5, 2019 in a victory at Texas A&M. Jackson added 12 points in the game for his team leading second double-double.

4-1 - South Carolina is 4-1 this season in games with single digit turnovers.

20 - Gregory "GG" Jackson II has eight 20-point performances on his resume so far this season. He's scored in double-figures in 21 of 24 games this season and has led the team in scoring 13 times. His eight 20-point games are the most by a Gamecock freshman since Carolina joined the SEC in 1991-92.

3.4 - Meechie Johnson is currently averaging 3.4 assists per game (T-12th in the SEC). The last Gamecock to average 4.0 or more assists per game was Devan Downey (4.5) during the 2008-09 season.

50 - South Carolina had 50 rebounds vs. Clemson (Nov. 11), the first 50+ rebound game for the Gamecocks vs. a Power Five opponent since pulling down 52 vs. Alabama (Feb. 7, 2017), a game that went four overtime periods.

18 & 10 - Jackson got his career going in emphatic fashion with 18 points and 10 rebounds in his debut as a Gamecock, an 80-77 win over SC State (Nov. 8) in the opener at CLA.

1,402 - Graduate transfer Hayden Brown scored 1,402 career points for The Citadel over five seasons, which is the seventh-most in program history.

2 - Brown is one of two players in The Citadel's history to score 1,400 points and collect 700 rebounds in his career. A 6-5, 234-pound forward, he averaged 18.8 points and 9.5 rebounds per game in 2021-22.

.691 - New head coach Lamont Paris spent the past five seasons as head coach at Chattanooga. He led the team to a 65-29 record the last three seasons and a berth in the 2022 NCAA Tournament after winning the SoCon Tournament Championship.

12 - Paris was an assistant for 17 seasons prior to becoming a head coach in 2017-18. He was a part of 12 NCAA Tournament appearances as an assistant (NCAA Division I and II), including a pair of Final Fours at Wisconsin in 2014 and 2015.

17 - In 22 seasons as a head or assistant coach in college, Paris has been a part of 17 teams that have won 20-or-more games in a season.

KEY STAT

South Carolina is 0-7 this season when scoring 59 points or less. The team is also 3-15 when trailing at the half as opposed to 6-2 when leading at the break.

ROSTER BREAKDOWN

Returning Letterwinners (6)

Ja'Von Benson
Chico Carter Jr.
Ford Cooper Jr.
Josh Gray
Tre-Vaughn Minott
Jacobi Wright

Guards (7)

Chico Carter Jr.
Ford Cooper Jr.
Zachary Davis
Ebrima Dibba
Meechie Johnson
Eli Sparkman
Jacobi Wright

Forwards (7)

Ja'Von Benson
Benjamin Bosmans-Verdonk
Hayden Brown
Josh Gray
Daniel Hankins-Sanford
Gregory "GG" Jackson
Tre-Vaughn Minott

By Height

Eli Sparkman (6-0)
Chico Carter Jr. (6-2)
Meechie Johnson (6-2)
Jacobi Wright (6-2)
Ford Cooper Jr. (6-3)
Ebrima Dibba (6-5)
Hayden Brown (6-5)
Ja'Von Benson (6-7)
Zachary Davis (6-7)
Daniel Hankins-Sanford (6-7)
Tre-Vaughn Minott (6-8)
Benjamin Bosmans-Verdonk (6-9)
Gregory "GG" Jackson (6-9)
Josh Gray (7-0)

2022-23 SOUTH CAROLINA MEN'S BASKETBALL ROSTER

Alphabetical Roster

No.	Name	Pos.	Ht.	Wt.	Cl.	Exp.	Hometown // Last School
21	Ja'Von Benson	F	6-7	253	JR	2L	Columbia, S.C. // Ridge View
31	Benjamin Bosmans-Verdonk	F	6-9	250	RJR	3L	Lommel, Belgium // Illinois
10	Hayden Brown	F	6-5	234	GR	4L	Greer, S.C. // The Citadel
2	Chico Carter Jr.	G	6-2	192	SR	3L	Columbia, S.C. // Murray State
44	Ford Cooper Jr.	G	6-3	193	SR	1L	Charlotte, N.C. // Missouri State
12	Zachary Davis	G	6-8	192	FR	HS	Denmark, S.C. // Denmark-Olar
0	Ebrima Dibba	G	6-5	214	RSR	4L	Bredäng, Sweden // Coastal Carolina
33	Josh Gray	F	7-0	255	JR	2L	Brooklyn, N.Y. // LSU
30	Daniel-Hankins Sanford	F	6-7	233	FR	HS	Charlotte, N.C. // Julius L. Chambers (Charlotte, N.C.)
23	Gregory "GG" Jackson II	F	6-9	215	FR	HS	Columbia, S.C. // Ridge View
5	Meechie Johnson	G	6-2	180	SO	2L	Cleveland, Ohio // Ohio State
4	Tre-Vaughn Minott	F	6-8	258	JR	2L	Montreal, Quebec // NBA Academy Latin America (Mexico City)
14	Eli Sparkman	G	6-0	153	FR	HS	Cleveland, Tenn. // Baylor School (Chattanooga, Tenn.)
1	Jacobi Wright	G	6-2	188	SO	1L	Fort Mill, S.C. // Legacy Early Colleg

Numerical Roster

No.	Name	Pos.	Ht.	Wt.	Cl.	Exp.	Hometown // Last School
0	Ebrima Dibba	G	6-5	214	RSR	4L	Bredäng, Sweden // Coastal Carolina
1	Jacobi Wright	G	6-2	188	SO	1L	Fort Mill, S.C. // Legacy Early College
2	Chico Carter Jr.	G	6-2	192	SR	3L	Columbia, S.C. // Murray State
4	Tre-Vaughn Minott	F	6-8	258	JR	2L	Montreal, Quebec // NBA Academy Latin America (Mexico City)
5	Meechie Johnson	G	6-2	180	SO	2L	Cleveland, Ohio // Ohio State
10	Hayden Brown	F	6-5	234	GR	4L	Greer, S.C. // The Citadel
12	Zachary Davis	G	6-8	192	FR	HS	Denmark, S.C. // Denmark-Olar
14	Eli Sparkman	G	6-0	153	FR	HS	Cleveland, Tenn. // Baylor School (Chattanooga, Tenn.)
21	Ja'Von Benson	F	6-7	253	JR	2L	Columbia, S.C. // Ridge View
23	Gregory "GG" Jackson II	F	6-9	215	FR	HS	Columbia, S.C. // Ridge View
30	Daniel-Hankins Sanford	F	6-7	233	FR	HS	Charlotte, N.C. // Julius L. Chambers (Charlotte, N.C.)
31	Benjamin Bosmans-Verdonk	F	6-9	250	RJR	3L	Lommel, Belgium // Illinois
33	Josh Gray	F	7-0	255	JR	2L	Brooklyn, N.Y. // LSU
44	Ford Cooper Jr.	G	6-3	193	SR	1L	Charlotte, N.C. // Missouri State

Head Coach: Lamont Paris (Wooster, '96 ; Indiana State '00)

Assistant Coach: Tim Buckley (Bemidji State, '88)

Assistant Coach: Tanner Bronson (Wisconsin, '08)

Assistant Coach: Eddie Shannon (Florida, '99)

Strength & Conditioning Coach: Scott Greenawalt (Muskingum College, '98)

Director of Basketball Operations: Colby Arendale (Chattanooga, '18)

Director of Player Development: David McKinley (Ohio, '13)

Director of Video Services: Roman DiPasquale (Wisconsin, '11)

Athletic Trainer: Mark Rodger (Buffalo, '01)

Special Assistant to the Head Coach: Carey Rich (South Carolina, '95)

Associate Director of Athletics Communications and Public Relations: Michael DeBates (Iowa State, '14)

TOP RETURNING ...

Scorer.....Carter Jr., 4.2 ppg
RebounderBenson, 4.2 rpg
Assist Maker.....Wright, 1.8 apg
FG Shooter *.....Carter Jr., 40.7%
3-Point FG Shooter \$.....Carter Jr, 37.9%
FT Shooter \$.....Carter Jr., 82.6%
Shot Blocker.....Gray, 0.7 bpg
Steal MakerWright, 0.5 spg

* at least 75 attempts

\$ at least 20 attempts

PRONUNCIATION GUIDE

- JUH-Von Benson
- Ee-BRIME-uh DEEB-ah
- Tre-Vaughn MY-not
- Benjamin BOSE-mans-ver-DONK



HEAD COACH LAMONT PARIS

HEAD COACH | SIXTH SEASON OVERALL | 96-89 (.519) | FIRST SEASON AT SOUTH CAROLINA | 9-17 (.346)

THE PARIS FILE

COACHING

Experience

26th year

College Head Coach Experience

6th season

Hire Date At Carolina

Thursday, March 24, 2022

PERSONAL

Hometown

Findlay, Ohio

Alma Mater

Wooster, 1996 (Bachelors - Economics)

Indiana State, 2000 (Masters - Rec. & Sport Mgmt.)

COACHING RESUME

College Assistant Coach

Wooster, 1997-98

DePauw, 1998-99

IUP, 2000-04

Akron, 2004-10

Wisconsin, 2010-17

College Head Coach

Chattanooga, 2017-22

South Carolina, 2022-present

Lamont Paris, who has been a part of nine NCAA Division I Tournaments and 17 twenty-win seasons as a college head and assistant coach, was named the University of South Carolina's 33rd head coach by Director of Athletics Ray Tanner on Thursday, March 24, 2022.

Paris, 47, is the first African-American head coach in the history of the Gamecock men's basketball program.

Paris comes to Carolina after five seasons as the head coach at University of Tennessee at Chattanooga, coaching the Mocs to an 87-72 overall record (.547), including a 65-29 mark the last three seasons.

This past season, he led the Mocs to their first Southern Conference title and NCAA berth since 2016. Chattanooga finished the season with a 27-8 mark. He was one of 20 finalists for the Hugh Durham Award, given by CollegeInsider.com to the top Division I mid-major coach in college basketball. The Mocs' NCAA NET ranking improved in each of his seasons at Chattanooga, finishing with a 63 ranking this season.

In his 17 seasons as a collegiate assistant coach prior to becoming head coach at Chattanooga, teams associated with Paris were 497-217 (.696) with five conference titles and 12 NCAA Tournament appearances (Division I and II), reaching two Final Fours.

Paris spent seven seasons as an assistant at Wisconsin from 2010-17 working for Bo Ryan and Greg Gard. The Badgers went to the NCAA Tournament every year with four Sweet 16 appearances and back-to-back trips to the Final Four in 2014 and 2015. Wisconsin played for the National Championship in 2015 after going 36-4 and winning both the Big Ten regular season and tournament titles. The Badgers took down No. 1 overall seed Kentucky in the National Semifinal, ending the Wildcats' previously undefeated season.

Prior to joining the Wisconsin staff, he was an assistant coach at Akron for five seasons (2005-10) under head coach Keith Drambrot (coached LeBron James at St. Vincent-St. Mary High School for two seasons).

Paris was on the Zips staff in 2005-06 season when the squad achieved its first 20-win season since 1974-75, going 23-10. Akron won 20-or-more games in each of Paris' years on the staff. The Zips were 2009 Mid-American Conference Champions and earned NIT bids in 2006 and 2008 and went to the CBI in 2010.



PARIS' CAREER RECORD, YEAR-BY-YEAR

SEASON	RECORD	CONFERENCE (FINISH)	POSTSEASON
2017-18 (CHATT)	10-23	3-15 (10th)	-
2018-19 (CHATT)	12-20	7-11 (5th)	-
2019-20 (CHATT)	20-13	10-8 (T-5th)	-
2020-21 (CHATT)	18-7	9-7 (4th)	-
2021-22 (CHATT)	27-8	14-4 (1st)	0-1 ; NCAA First Round
2022-23 (SC)	8-16	2-11	-
Totals	96-89 (.519)	45-56 (.446)	0-1 (.000) • 1 NCAA

GAMECOCK SUPERLATIVES UNDER PARIS

Most Field Goals Made

1. 30, at Vanderbilt, Jan. 5, 2023
- T2. 28, at Georgia, Jan. 28, 2023
- T2. 28, vs. Eastern Michigan, Dec. 30, 2022
- T2. 28, at Georgetown, Dec. 3, 2022
- T2. 28, vs. USC Upstate, Nov. 25, 2022

Most Field Goals Attempted

1. 72, at Vanderbilt, Jan. 5, 2023
2. 68, at Georgia, Jan. 28, 2023
3. 65, at George Washington, Nov. 30, 2022
- T4. 64, vs. WKU, Dec. 22, 2022
- T4. 64, vs. Clemson, Nov. 11, 2022

Highest Field Goal Percent

1. 52.0 percent (26-50), at Missouri, Feb. 7, 2023
2. 49.1 percent (27-55), vs. Presbyterian, Dec. 11, 2022
3. 48.2 percent (27-56), at Kentucky, Jan. 10, 2023
4. 47.5 percent (28-59), vs. USC Upstate, Nov. 25, 2022
5. 45.2 percent (28-62), at Georgetown, Dec. 3, 2022

Lowest Field Goal Percent

1. 25.0 percent (12-48), vs. #8/9 Tennessee, Jan. 7, 2023
2. 31.1 percent (19-61), vs. Colorado State, Nov. 17, 2022
3. 32.3 percent (21-65), at George Washington, Nov. 30, 2022
4. 34.0 percent (18-53), vs. Miss. State, Jan. 31, 2023
- T5. 34.4 percent (22-64), vs. WKU, Dec. 22, 2022
- T5. 34.4 percent (22-64) vs. Clemson, Nov. 11, 2022

Most 3-Point Field Goals Made

1. 13, at Georgia, Jan. 28, 2023
2. 11, at Kentucky, Jan. 10, 2023
- T3. 10, at UAB, Dec. 14, 2022
- T3. 10, at Georgetown, Dec. 3, 2022
- T3. 10, vs. Clemson, Nov. 11, 2022

Most 3-Point Field Goals Attempted

- T1. 31, at Georgia, Jan. 28, 2023
- T1. 31, at Georgetown, Dec. 3, 2022
3. 29, at Vanderbilt, Jan. 5, 2023
- T4. 28, vs. #16/17 Auburn, Jan. 21, 2023
- T4. 28, vs. WKU, Dec. 22, 2022

Highest 3-Point Field Goal Percentage (min. 10 attempts)

1. 55.0 (11-20), at Kentucky, Jan. 10, 2023
2. 41.9 (13-31), at Georgia, Jan. 28, 2023
3. 40.0 (10-25), at UAB, Dec. 14, 2022
4. 38.5 (10-26), vs. Clemson, Nov. 11, 2022
5. 36.8 (7-19), vs. Arkansas, Feb. 4, 2023

Most Free Throws Made

1. 21, vs. SC State, Nov. 8, 2022
2. 19, vs. #16/17 Auburn, Jan. 21, 2023
3. 14, vs. #8/9 Tennessee, Jan. 7, 2023
- T4. 13, at Ole Miss, Feb. 11, 2023
- T4. 13, at Missouri, Feb. 7, 2023

Most Free Throws Attempted

1. 30, vs. SC State, Nov. 8, 2022
2. 25, vs. WKU, Dec. 22, 2022
3. 24, vs. #16/17 Auburn, Jan. 21, 2023
4. 21, at Missouri, Feb. 7, 2023
5. 19, at Florida, Jan. 25, 2023

Highest Free Throw Percentage (min. 10 attempts)

1. 93.3 percent (14-15), vs. #8/9 Tennessee, Jan. 7, 2023
2. 83.3 percent (15-18), vs. Vanderbilt, Feb. 14, 2023
3. 79.2 percent (19-24), vs. #16/17 Auburn, Jan. 21, 2023
4. 72.7 percent (8-11), vs. USC Upstate, Nov. 25, 2022
5. 69.2 percent (9-13), vs. Texas A&M, Jan. 14, 2023

Most Offensive Rebounds

1. 19, vs. Clemson, Nov. 11, 2022
2. 18, vs. Eastern Michigan, Dec. 30, 2022
- T3. 17, at Georgia, Jan. 28, 2023
- T3. 17, vs. WKU, Dec. 22, 2022
- T5. 15, at Kentucky, Jan. 10, 2023
- T5. 15, vs. ECU, Dec. 17, 2022
- T5. 15, at Georgetown, Dec. 3, 2022
- T5. 15, at George Washington, Nov. 30, 2022

Most Defensive Rebounds

1. 38, at Vanderbilt, Jan. 5, 2023
2. 34, vs. WKU, Dec. 22, 2022
3. 33, at Florida, Jan. 25, 2023
4. 31, vs. Clemson, Nov. 11, 2022
5. 28, vs. Eastern Michigan, Dec. 30, 2022

Most Total Rebounds

1. 51, vs. WKU, Dec. 22, 2022
2. 50, vs. Clemson, Nov. 11, 2022
3. 46, vs. Eastern Michigan, Dec. 30, 2022
4. 45, at Florida, Jan. 25, 2023
5. 42, at Georgia, Jan. 28, 2023

Most Personal Fouls

1. 25, at Vanderbilt, Jan. 5, 2023
2. 23, vs. #16/17 Auburn, Jan. 21, 2023
3. 22, vs. WKU, Dec. 22, 2022
4. 21, at Georgia, Jan. 28, 2023
5. 20, vs. Ole Miss, Jan. 17, 2023

Most Points

1. 80, vs. SC State, Nov. 8, 2022
2. 79, at Vanderbilt, Jan. 5, 2023
3. 78, at Georgia, Jan. 28, 2023
- T4. 74, at Missouri, Feb. 7, 2023
- T4. 74, vs. Eastern Michigan, Dec. 30, 2022
- T4. 74, at Georgetown, Dec. 3, 2022

Fewest Points

1. 42, vs. #8/9 Tennessee, Jan. 7, 2023
2. 51, vs. Miss. State, Jan. 31, 2023
- T3. 53, vs. Texas A&M, Jan. 14, 2023
- T3. 53, vs. Colorado State, Nov. 17, 2022
5. 55, at George Washington, Nov. 30, 2022

Most Assists

- T1. 18, at Missouri, Feb. 7, 2023
- T1. 18, at Georgetown, Dec. 3, 2022
3. 15, at UAB, Dec. 14, 2022
- T4. 13, at Georgia, Jan. 28, 2023
- T4. 13, at George Washington, Nov. 30, 2022
- T4. 13, vs. Clemson, Nov. 11, 2022
- T4. 13, vs. Furman, Nov. 20, 2022

Fewest Turnovers

1. 6, vs. Presbyterian, Dec. 11, 2022
2. 8, vs. USC Upstate, Nov. 25, 2022
- T3. 9, vs. Ole Miss, Jan. 17, 2023
- T3. 9, vs. Eastern Michigan, Dec. 30, 2022
- T5. 10, vs. Vanderbilt, Feb. 14, 2023
- T5. 10, vs. Arkansas, Feb. 4, 2023
- T5. 10, vs. WKU, Dec. 22, 2022

Most Turnovers

1. 19, vs. Clemson, Nov. 11, 2022
- T2. 18, vs. Miss. State, Jan. 31, 2023
- T2. 18, at Georgia, Jan. 28, 2023
- T2. 18, vs. #8/9 Tennessee, Jan. 7, 2023
5. 17, vs. Furman, Nov. 20, 2022

Most Blocks

1. 7, vs. Davidson, Nov. 18, 2022
2. 5, vs. #8/9 Tennessee, Jan. 7, 2023
2. 5, vs. SC State, Nov. 8, 2022
- T3. 4, at UAB, Dec. 14, 2022
- T3. 4, at George Washington, Nov. 30, 2022
- T3. 4, vs. USC Upstate, Nov. 25, 2022
- T3. 4, vs. Clemson, Nov. 11, 2022

Most Steals

1. 10, vs. #8/9 Tennessee, Jan. 7, 2023
2. 9, vs. ECU, Dec. 17, 2022
- T3. 8, vs. Miss. State, Jan. 31, 2023
- T3. 8, vs. Davidson, Nov. 18, 2022
- T5. 7, at Georgia, Jan. 28, 2023
- T5. 7, vs. Texas A&M, Jan. 14, 2023

Most Points By Opponent

1. 94, Texas A&M, Jan. 14, 2023
- T2. 85, #8/9 Tennessee, Jan. 7, 2023
- T2. 85, Colorado State, Nov. 17, 2022
- T4. 84, at Vanderbilt, Jan. 5, 2023
- T4. 84, at UAB, Dec. 14, 2022

Fewest Points By Opponent

1. 53, USC Upstate, Nov. 25, 2022
2. 57, Presbyterian, Dec. 11, 2022
3. 58, WKU, Dec. 22, 2022
4. 60, Clemson, Nov. 11, 2022
5. 61, at Ole Miss, Feb. 11, 2023

Most Field Goals Made By Opponent

- T1. 35, #8/9 Tennessee, Jan. 7, 2023
- T1. 35, Colorado State, Nov. 17, 2022
3. 34, Texas A&M, Jan. 14, 2023
4. 31, at Florida, Jan. 25, 2023
- T5. 30, #16/17 Auburn, Jan. 21, 2023
- T5. 30, at UAB, Dec. 14, 2022
- T5. 30, at George Washington, Nov. 30, 2022
- T5. 30, Furman, Nov. 20, 2022

Fewest Field Goals Made By Opponent

- T1. 20, at Ole Miss, Feb. 11, 2023
- T1. 20, WKU, Dec. 22, 2022
3. 22, ECU, Dec. 17, 2022
- T4. 23, Ole Miss, Jan. 17, 2023
- T4. 23, Clemson, Nov. 11, 2022
- T4. 24, Presbyterian, Dec. 11, 2022
- T4. 24, USC Upstate, Nov. 25, 2022

Highest Opponent Field Goal Percent

1. 58.3 (35-60), Colorado State, Nov. 17, 2022
2. 54.8 (34-62), Texas A&M, Jan. 14, 2023
3. 52.9 (27-51), Miss. State, Jan. 31, 2023
4. 52.2 (24-46), Presbyterian, Dec. 11, 2022
5. 51.5 (35-68), #8/9 Tennessee, Jan. 7, 2023

Lowest Opponent Field Goal Percent

1. 36.4 percent (20-55), WKU, Dec. 22, 2022
2. 37.0 percent (20-54), at Ole Miss, Feb. 11, 2023
3. 37.3 percent (23-61), Clemson, Nov. 11, 2022
4. 38.5 percent (25-65), Vanderbilt, Feb. 14, 2023
5. 39.7 percent (25-63), Eastern Michigan, Dec. 30, 2022

Most Rebounds By Opponent

- T1. 48, Vanderbilt, Feb. 14, 2023
- T1. 48, Texas A&M, Jan. 14, 2023
- T1. 48, #8/9 Tennessee, Jan. 7, 2023
4. 44, at Vanderbilt, Jan. 5, 2023
5. 43, Ole Miss, Jan. 17, 2023

Fewest Rebounds By Opponent

1. 25, Presbyterian, Dec. 11, 2022
- T2. 28, at Missouri, Feb. 7, 2023
- T2. 28, at Kentucky, Jan. 10, 2023
- T2. 28, ECU, Dec. 17, 2022
- T2. 28, USC Upstate, Nov. 25, 2022

Most Turnovers By Opponent

1. 16, vs. Miss. State, Jan. 31, 2023
- T2. 14, #8/9 Tennessee, Jan. 7, 2023
- T2. 14, at Vanderbilt, Jan. 5, 2023
- T4. 13, USC Upstate, Nov. 25, 2022
- T4. 13, Davidson, Nov. 18, 2022
- T4. 13, Clemson, Nov. 11, 2022

GAMECOCK BASKETBALL ASSISTANT COACHES & SUPPORT STAFF



> **Tanner Bronson, Assistant Coach (Wisconsin, '08)**

- Served in same capacity at Chattanooga the past five seasons (2017-22) under Paris
- Was assistant at St. Louis (2012-16) prior to joining the Mocs ; team won 103 games in his five seasons there and made three NCAA appearances, winning a game each time
- Went from manager, to walk-on to scholarship player at Wisconsin under Bo Ryan ; was on four NCAA teams (Elite Eight in 05' and Sweet Sixteen in 08')



> **Tim Buckley, Assistant Coach (Bemidji State, '88)**

- Most recently was at UNLV (2019-22) ; was a scout for two seasons with the Minnesota Timberwolves (2017-19)
- Was on staff for the entire Tom Crean tenure at Indiana where he was a part of two Big Ten titles (2013, 2016), four NCAA Appearances, including three trips to the Sweet Sixteen ; the Hoosiers went 138-69 (.667) the last six seasons he was there
- Has had two stints as a head coach at Ball State (2000-06) and Rockford (1989-93)



> **Eddie Shannon, Assistant Coach (Florida, '99)**

- Served in same capacity at Chattanooga the past three seasons (2019-22) under Paris ; also was assistant at Canisius (2017-19)
- Played professionally overseas for 10 seasons with stops in Italy, France, Russia, Sweden, Croatia, Latvia, Greece, Australia, and Cyprus
- Four-year starter at Florida (1995-99), helping usher in the Billy Donovan era in Gainesville ; scored 1,168 career points and left as the career leader in steals (204) ; only player in school history with 200+ steals and he was also second in assists (493)



> **Colby Arendale, Director of Operations (Chattanooga, '18)**

- Served in the same capacity at Chattanooga under Paris for the past three seasons (2019-22)
- Was a student manager in 2017-18 and then a graduate manager for the Mocs from 2018-19
- Recently completed his MBA



> **David McKinley, Director of Player Development (Ohio, '13)**

- Was on Paris' staff at Chattanooga for five seasons (2017-22) in variety of roles
- Served as an assistant coach for the Mocs the last three seasons (2019-22)
- Played collegiately at Ohio University where he was a four-year letterwinner from 2010-13 ; team captain his last two years and member of Bobcat team that won school record 29 games and advanced to the Sweet Sixteen



> **Carey Rich, Special Assistant to the Head Coach (South Carolina, '95)**

- First official hire of the Paris era at South Carolina
- Served the past seven years as rec superintendent with the City of Columbia's Parks and Recreation Department ;
- Played one season at Western Carolina before returning home to finish his career with the Gamecocks (1993-95) ; scored 784 career points in Garnet & Black and dished out 340 assists in 79 games ; his 4.30 assists per game average is sixth all-time at Carolina



> **Roman DiPasquale, Director of Video Services (Wisconsin, '11)**

- Was on the Chattanooga staff the last five seasons (2017-22) in a variety of roles
- Worked as the video coordinator at Stanford (2014-16)
- Also has stints in the NBA with Portland (2013-14) and Philadelphia (2011-12) ; was a student manager at Wisconsin




> **Scott Greenawalt, Strength & Conditioning Coach (Muskingum College, '98)**

- Enters his 11th season with men's basketball program in 2022-23 ; worked with men's and women's basketball at Kansas State from 2006-12 before coming to South Carolina with head coach Frank Martin
- Was a part of the staff for the best season in school history which culminated with a trip to the 2017 Final Four



Mark Rodger
Athletic Trainer



Jack Samonsky
Graduate Assistant



Michael DeBates
Associate Director
Communications
& Public Relations



Joe O'Clair
Assistant AD
Marketing & Fan
Experience



Daniel Carter
Creative Media
Producer



Jeremy Ford
Sports Dietician



Charles Waddell
Special Assistant
to the AD // Sport
Admin



COLONIAL LIFE ARENA (CELEBRATING 20 YEARS THIS SEASON)

HOME OF GAMECOCK BASKETBALL [COLONIAL LIFE ARENA RECORD: 229-113 (.670)]

FUN FACTS ABOUT COLONIAL LIFE ARENA

- > 16,880 cubic yards of earth moved, which is enough to fill 222 swimming pools
- > 3,848 tons of steel, which would weigh equal to 96,200 quarters, which would equal \$24,050
- > 125 miles of cable, which would stretch between Columbia and Folly Beach
- > 1,872 tons of cooling, which would cool an average of 12 grocery stores
- > 205,384 bricks and 60,137 concrete blocks, which would stretch the entire length of Lake Murray (41 miles)
- > 8,750 gallons of paint, which would paint approximately 115 average Columbia 2-story houses
- > 4,781 square yards of carpet, which would carpet approximately the field at Williams-Brice Stadium
- > 443 people working on building the arena at a given time, which would staff 44 fast food restaurants
- > 1,158,000 man-hours to complete Colonial Life Arena, which would equal two working hours from each person living in the Columbia Metro area



CHRIS SILVA THROWS IN A SILVA SLAM FOR TWO OF HIS 27 POINTS THAT LED THE GAMECOCKS TO VICTORY VS. NO. 18 KENTUCKY, 76-68, ON JAN. 16, 2018. CAROLINA TRAILED BY AS MANY AS 14 POINTS IN THE SECOND HALF.

KEY ARENA DATES/ MEMORABLE MOMENTS

- > April 2001 - Construction begins
- > Nov. 24, 2002 - Carolina defeats ETSU, 71-66, in its first contest in the building
- > Jan. 8, 2003 - The Gamecocks post a 55-49 win in the first SEC contest at the building over Ole Miss.
- > March 15, 2006 - Carolina defeats Western Kentucky, 74-55, in the first round of the Postseason NIT. The Gamecocks would go on to win their second straight NIT Championship later that month.
- > Jan. 21, 2009 - Zam Fredrick scores on a last second lay-in to propel the Gamecocks past Florida, 70-69, at the buzzer. Carolina would go on to capture the 2009 SEC Eastern Division Co-Championship.
- > Jan. 26, 2010 - Led by heralded senior Devan Downey, Carolina posted its first win over a No. 1 ranked opponent (AP poll) in school history when it defeated top-ranked Kentucky, 68-62.
- > Feb. 7, 2017 - The Gamecocks would battle Alabama into a four-overtime contest, with the Crimson Tide eventually closing the 90-86 win. Senior guard Sindarius Thornwell scored 44 points and pulled down 21 rebounds in the game. Carolina would go on to its first Final Four in program history later that season.
- > Nov. 15, 2019 - Carolina captures its 200th victory at Colonial Life Arena with a 90-63 win over Cleveland State.



DEVAN DOWNEY VS. KENTUCKY, JAN. 26, 2010 - HE SCORED 30 POINTS AS CAROLINA BEAT THE TOP-RANKED WILDCATS, 68-62.



SINDARIUS THORNWELL HIGH FIVES FANS AFTER SOUTH CAROLINA'S 61-46 WIN VS. NO. 25/24 MICHIGAN ON NOV. 23, 2016.

2022-23 GAMECOCK SUPERLATIVES

GAMECOCKS' RECORD WHEN ...

At home	6-7
On the road	3-6
At neutral sites	0-4
In overtime	0-0
vs. Top 25 team	0-2
vs. Top 10 team	0-1
vs. Top 3 team	0-0
Leading at half	6-2
Trailing at half	3-15
Tied at half	0-0
Shooting 50% or better	0-1
Shooting between 39-49.9%	7-6
Shooting less than 39%	2-10
Opp. shooting 50% or better	2-9
Opp. shooting between 39-49.9%	4-7
Opp. shooting less than 39%	3-1
Shooting better than opp.	5-1
Shooting worse than/equal to opp.	4-16
Starters out-score opp. starter	8-4
Opp. starters score/equal more	1-13
Bench out-scores opp. bench	3-4
Opp. bench scores/equals more	6-13
Having more FTs than opp.	5-4
Having equal/less FTs than opp.	4-13
Have more TOs than opp.	7-14
Having equal/less TOs than opp.	2-3
Having more rebounds than opp.	7-5
Having equal/less rebounds than opp.	2-12
Making 6 or more 3FGs	8-15
Having 15 or more assists	1-2
Score more points in paint than opp.	3-5
Scoring equal/less points in paint than opp.	6-12
Scoring more points off TOs than opp.	4-5
Scoring equal/less points off TOs than opp.	5-12
Scoring more 2nd-chance points than opp.	6-8
Scoring equal/less 2nd-chance points than opp.	3-9
Scoring more fast break points than opp.	3-3
Scoring equal/less fast break points than opp.	6-14
Wearing White uniforms	6-10
Wearing Garnet uniforms	3-3
Wearing Black uniforms	0-4
Wearing Throwback White uniforms	1-4
Wearing Throwback Garnet uniforms	0-1
Playing on live TV/live broadcast	9-17
Playing in November	3-4
Playing in December	4-2
Playing in January	1-8
Playing in February	1-3
Playing in March	0-0
Playing a day-game	3-5
Playing a night-game	5-12
Playing on Sunday	1-0
Playing on a Monday	0-0
Playing on a Tuesday	1-5
Playing on a Wednesday	0-3
Playing on a Thursday	1-1
Playing on a Friday	3-1
Playing on a Saturday	2-6
Playing on a Sunday	0-1
Scoring margin is 5 points or less	5-3
Margin is between 6-10	2-3
Margin is between 11-20	2-6
Margin is more than 20	0-5
Scoring 59 points or less	0-7
Scoring 60-69 points	5-6
Scoring 70-79 points	3-3
Scoring 80-89 points	1-0
Scoring 90-99 points	0-0
Scoring 100+ points	0-0

MISCELLANEOUS

Current streak	L1
Home court streak	L6
Away streak	W1
Neutral court streak	L4

Scoring Leaders	'22-23	Career
Chico Carter	4	16
Gregory "GG" Jackson II	13	13
Meechie Johnson	5	5*
Hayden Brown	3	3*
Josh Gray	1	1*
Zachary Davis	1	1

Rebounding Leaders	'22-23	Career
Gregory "GG" Jackson II	12	12
Josh Gray	11	14*
Hayden Brown	3	3*
Meechie Johnson	1	1*
Benjamin Bosmans-Verdonk	1	1*
Daniel Hankins-Sanford	1	1
Ja'Von Benson		1

Assists Leaders	'22-23	Career
Jacobi Wright	9	17
Meechie Johnson	14	14*
Chico Carter	5	7*
Benjamin Bosmans-Verdonk	3	3*
Gregory "GG" Jackson II	2	2
Zachary Davis	2	2
Ja'Von Benson		2
Josh Gray	1	1*

Blocks Leaders	'22-23	Career
Josh Gray	14	18*
Gregory "GG" Jackson II	10	10
Tre-Vaughn Minott		4
Hayden Brown	5	5*
Benjamin Bosmans-Verdonk	5	5*
Zachary Davis	3	3
Ja'Von Benson	1	2
Jacobi Wright		1

Steals Leaders	'22-23	Career
Chico Carter	6	11*
Hayden Brown	12	12*
Gregory "GG" Jackson II	9	9
Meechie Johnson	7	7*
Jacobi Wright	5	6
Zachary Davis	6	6
Josh Gray	2	4*
Benjamin Bosmans-Verdonk	3	3*
Ford Cooper Jr.	1	1
Daniel Hankins-Sanford	1	1
Tre-Vaughn Minott	1	1
Ja'Von Benson		1

Double-Figure Scoring	'22-23	Career
Hayden Brown	15	80
Chico Carter	11	39
Gregory "GG" Jackson II	21	21
Meechie Johnson	16	18
Jacobi Wright	6	8
Josh Gray	2	2
Zachary Davis	1	1

20+ points	'22-23	Career
Hayden Brown	1	24
Chico Carter	2	10
Gregory "GG" Jackson II	8	8
Meechie Johnson	3	3
Josh Gray	1	1

30+ points	'22-23	Career
Hayden Brown		4
Gregory "GG" Jackson II	1	1

Double-Figure Rebounding	'22-23	Career
Hayden Brown	1	30
Josh Gray	6	7
Gregory "GG" Jackson II	3	3

5+ assists	'22-23	Career
Hayden Brown		8
Meechie Johnson	7	7
Chico Carter Jr.		4
Jacobi Wright		1

Miscellaneous

Largest Halftime Lead	
SC	10 - vs. Eastern Michigan, Dec. 30, 2022 at Kentucky, Jan. 10, 2023
Opp	32 - vs. Texas A&M, Jan. 14, 2023
Smallest Halftime Lead	
SC	2 - vs. WKU (12/22) & at UGA (1/28)
Opp	2 - at Vanderbilt, Jan. 3, 2023
Fewest Points In First Half	
SC	18 - 3x, last vs. Vanderbilt, Feb. 14, 2023
Opp	25 - vs. Davidson, Nov. 18, 2022
Most Points In First Half	
SC	42 - at Kentucky, Jan. 10, 2023
Opp	50 - vs. Texas A&M, Jan. 14, 2023
Fewest Points In Second Half	
SC	21 - vs. No. 8/9 Tennessee, Jan. 7, 2023
Opp	22 - vs. USC Upstate, Nov. 25, 2022
Most Points In Second Half	
SC	46 - vs. Vanderbilt, Feb. 14, 2023
Opp	47 - at Florida, Jan. 25, 2023
Most Points in Overtime	
SC	12 - at Vanderbilt, Jan. 3, 2023
Opp	17 - at Vanderbilt, Jan. 3, 2023
Largest Margin of Victory	
SC	15 - vs. USC Upstate, Nov. 25, 2022
Opp	43 - vs. No. 8/9 Tennessee, Jan. 7, 2023
Smallest Margin of Victory	
SC	2 - vs. Clemson, Nov. 11, 2022
Opp	2 - vs. Arkansas, Feb. 4, 2023

3+ steals	'22-23	Career
Hayden Brown	2	11
Chico Carter		4
Meechie Johnson	1	2
Gregory "GG" Jackson II	2	2

2+ blocks	'22-23	Career
Josh Gray	4	7
Hayden Brown	1	5
Gregory "GG" Jackson II	6	6
Zachary Davis	1	1
Tre-Vaughn Minott		1
Ja'Von Benson		1

Double-Doubles	'22-23	Career
Hayden Brown	1	29
Gregory "GG" Jackson II	3	3
Josh Gray	2	2

Dunks	'22-23	Career
Josh Gray	18	22*
Gregory "GG" Jackson II	13	13
Hayden Brown	12	12*
Tre-Vaughn Minott		11
Zachary Davis	3	3
Daniel Hankins-Sanford	3	3
Ja'Von Benson		2
Benjamin-Bosmans Verdonk	1	1*

*tied for team lead also included
* indicates at Carolina*

2022-23 GAME-BY-GAME

	Date	Result	FG-A	Pct	3FG-A	Pct	FT-A	Pct	O-D-Total	PF	Pts	A	TO	Blk	Std	Min	Half
SC State			28-64	.438	11-26	.423	10-16	.625	10-23-33	24	77	17	10	6	5	200	33
South Carolina	Nov. 8, 2022	W, 80-77	26-59	.441	7-20	.350	21-32	.656	14-26-40	17	80	12	11	5	3	200	36
Clemson			23-61	.377	7-18	.389	5-9	.556	9-23-32	17	58	13	13	4	9	200	26
South Carolina	Nov. 11, 2022	W, 60-58	22-64	.344	10-26	.385	6-13	.462	19-31-50	15	60	12	19	4	6	200	35
Colorado State [♣]			35-60	.583	6-20	.300	9-15	.600	5-35-40	16	85	18	8	2	7	200	40
South Carolina	Nov. 17, 2022	L, 53-85	19-61	.311	8-26	.308	7-9	.778	9-25-34	19	53	11	16	2	3	200	19
Davidson [♣]			26-58	.448	9-25	.360	8-9	.889	8-24-32	14	69	17	13	1	7	200	25
South Carolina	Nov. 18, 2022	L, 60-69	22-56	.393	6-18	.333	10-15	.667	12-24-36	18	60	7	16	7	8	200	29
Furman [♣]			30-59	.508	12-27	.444	7-9	.778	10-24-34	15	79	22	12	3	9	200	38
South Carolina	Nov. 20, 2022	L, 60-79	22-49	.449	7-22	.318	9-16	.563	5-19-24	10	60	13	17	3	3	200	31
USC Upstate			24-52	.462	2-12	.167	3-9	.333	10-18-28	13	53	8	13	2	3	200	31
South Carolina	Nov. 25, 2022	W, 68-53	28-59	.475	4-18	.222	8-11	.727	13-21-34	15	68	10	8	4	5	200	28
at George Washington			30-59	.508	12-27	.444	7-10	.700	11-29-40	11	79	21	12	3	6	200	40
South Carolina	Nov. 30, 2022	L, 55-79	21-65	.323	8-25	.320	5-9	.556	15-20-35	11	55	13	11	4	5	200	20
at Georgetown			28-65	.431	3-18	.167	12-19	.632	15-21-36	14	71	10	9	2	13	205	37
South Carolina	Dec. 3, 2022	W, 74-71 (OT)	28-62	.452	10-31	.323	8-13	.615	15-24-39	19	74	18	16	0	3	205	26
Presbyterian			24-46	.522	5-13	.385	4-7	.571	5-20-25	13	57	11	11	2	3	200	33
South Carolina	Dec. 11, 2022	W, 68-57	27-55	.491	8-22	.364	6-10	.600	9-16-25	9	68	10	6	2	5	200	37
at UAB			30-67	.448	8-20	.400	16-17	.941	17-24-41	13	84	16	12	4	6	200	42
South Carolina	Dec. 14, 2022	L, 70-84	26-61	.426	10-25	.400	8-13	.615	12-20-32	17	70	15	14	4	4	200	28
East Carolina [^]			22-44	.500	9-22	.409	11-20	.550	5-23-28	16	64	14	11	1	9	200	37
South Carolina	Dec. 17, 2022	L, 56-64	21-55	.382	6-24	.250	8-13	.615	15-20-35	15	56	6	12	1	5	200	18
Western Kentucky			20-55	.364	3-22	.136	15-25	.600	5-26-31	18	58	4	8	6	5	200	32
South Carolina	Dec. 22, 2022	W, 65-58	22-64	.344	9-28	.321	12-25	.480	17-34-51	22	65	10	10	2	2	200	34
Eastern Michigan			25-63	.397	10-28	.357	4-9	.444	10-20-30	15	64	9	8	3	6	200	30
South Carolina	Dec. 30, 2022	W, 74-64	28-63	.444	8-26	.308	10-17	.588	18-28-46	10	74	12	9	3	5	200	40
*at Vanderbilt			27-60	.450	7-19	.368	23-35	.657	14-30-44	15	84	13	13	7	3	200	34
South Carolina	Jan. 3, 2023	L, 79-84 (OT)	30-72	.417	9-29	.310	10-15	.667	14-24-38	25	79	11	11	1	4	200	32
*No. 8/9 Tennessee			35-68	.515	10-22	.455	5-7	.714	18-30-48	18	85	19	14	3	13	200	43
South Carolina	Jan. 7, 2023	L, 42-85	12-48	.250	4-26	.154	14-15	.933	7-14-21	11	42	5	18	5	10	200	21
*at Kentucky			29-57	.509	3-10	.300	7-14	.500	14-14-28	11	68	9	6	6	6	200	32
South Carolina	Jan. 10, 2023	W, 71-68	27-56	.482	11-20	.550	6-7	.857	15-17-32	15	71	11	15	1	2	200	42
*Texas A&M			34-62	.548	9-20	.450	17-21	.810	20-28-48	16	94	16	11	4	4	200	50
South Carolina	Jan. 14, 2023	L, 53-94	19-50	.380	6-22	.273	9-13	.692	5-11-16	17	53	9	12	2	7	200	18
*Ole Miss			23-50	.460	10-24	.417	14-26	.538	7-36-43	16	70	18	12	3	3	200	30
South Carolina	Jan. 17, 2023	L, 58-70	22-60	.367	6-24	.250	8-13	.615	5-26-31	20	58	9	9	1	6	200	20
*No. 16/17 Auburn			30-60	.500	3-17	.176	18-25	.720	10-25-35	16	81	20	9	4	8	200	39
South Carolina	Jan. 21, 2023	L, 66-81	20-56	.357	7-28	.250	19-24	.792	12-23-35	23	66	8	14	2	6	200	22
*at Florida			31-66	.470	7-27	.259	12-17	.706	6-30-36	16	81	21	5	9	10	200	34
South Carolina	Jan. 25, 2023	L, 60-81	22-60	.367	5-14	.357	11-19	.579	12-33-45	16	60	8	15	4	5	200	26
*at Georgia			28-56	.464	6-15	.400	23-29	.793	6-25-31	12	81	14	11	3	15	205	35
South Carolina	Jan. 28, 2023	L, 78-81 (OT)	28-68	.412	13-31	.419	9-14	.643	17-25-42	21	78	13	18	2	7	205	37
*Mississippi State			27-51	.529	3-12	.250	9-12	.750	11-22-33	14	66	18	16	4	11	200	32
South Carolina	Jan. 31, 2023	L, 51-66	18-53	.340	8-24	.333	7-14	.500	13-14-27	15	51	8	18	1	8	200	26
*Arkansas			26-55	.473	4-15	.267	9-13	.692	10-22-32	14	65	11	11	5	3	200	36
South Carolina	Feb. 4, 2023	L, 63-65	24-58	.414	7-19	.358	8-14	.571	13-21-34	13	63	12	10	3	6	200	27
*at Missouri			27-53	.509	12-25	.480	17-21	.810	10-18-28	15	83	17	10	1	9	200	41
South Carolina	Feb. 7, 2023	L, 74-83	26-50	.520	9-25	.360	13-21	.619	12-16-28	17	74	18	14	2	5	200	37
*at Ole Miss			20-54	.370	6-23	.261	15-22	.682	10-24-34	16	61	14	11	2	11	200	38
South Carolina	Feb. 11, 2023	W, 64-61	21-50	.420	9-25	.360	13-20	.650	9-25-34	15	64	12	15	2	6	200	35
*Vanderbilt			25-65	.385	10-37	.270	15-23	.652	19-29-48	13	75	14	9	3	4	200	38
South Carolina	Feb. 14, 2023	L, 64-75	21-58	.362	7-27	.259	15-18	.833	10-24-34	18	64	9	10	1	2	200	18
*at LSU																	
South Carolina	Feb. 18, 2023																

BOLD - home game | [♣] - Charleston Classic (Charleston, S.C.) | [^] - Greenville Winter Inv. (Greenville, S.C.) | * - indicates SEC contest



2022-23 SOUTH CAROLINA BASKETBALL

OVERALL: 9-17 // SEC: 2-11 // HOME: 6-7 // AWAY: 3-6 // NEUTRAL: 0-4

DATE	OPP.	W/L	SCORE	RECORD (SEC)	POINTS	REBOUNDS	ASSISTS	BLOCKS	STEALS	ATTENDANCE
11/8/22	SC State	W	80-77	1-0	Brown (21)	Jackson II (10)	Wright (4)	Gray (2)	Three tied (1)	12,012
11/11/22	Clemson	W	60-58	2-0	Carter Jr. (16)	Gray (10)	Carter Jr. (3)	Gray (3)	Carter Jr. // Jackson II (2)	13,380
11/17/22	&Colorado State	L	53-85	2-1	Jackson II (20)	Jackson II (7)	Johnson (4)	Brown // Gray (2)	Johnson (2)	5,017
11/18/22	&Davidson	L	60-69	2-2	Carter Jr. (26)	Jackson II (9)	Three tied (2)	Brown (3)	Jackson II (3)	3,459
11/20/22	&Furman	L	60-79	2-3	Jackson II (19)	Jackson II (6)	Johnson (5)	Three tied (1)	Three tied (1)	1,621
11/25/22	USC Upstate	W	68-53	3-3	Jackson II (22)	Brown (9)	BBV (4)	Jackson II (2)	BBV // Brown (2)	9,347
11/30/22	at George Washington	L	55-79	3-4	Carter Jr. (13)	Jackson II // BBV (6)	Wright (4)	Jackson II (3)	Five tied (1)	2,216
12/3/22	at Georgetown	W	74-71 (OT)	4-4	Jackson II (22)	Brown Jackson II (8)	Johnson (8)	-	Three tied (1)	5,391
12/11/22	vs. Presbyterian	W	68-57	5-4	Jackson II (18)	Gray (7)	Johnson (4)	Gray // BBV(1)	Carter Jr. (2)	9,276
12/14/22	at UAB	L	70-84	5-5	Jackson II (20)	Gray (7)	Johnson (7)	Gray // Jackson II (2)	Johnson (3)	5,126
12/17/22	^ECU	L	56-64	5-6	Brown (15)	Gray (7)	Johnson (3)	Gray (1)	Jackson II (2)	4,117
12/22/22	vs. Western Kentucky	W	65-58	6-6	Johnson (25)	Jackson II (16)	Wright // Carter (3)	Jackson II (2)	Brown // Davis (1)	9,163
12/30/22	vs. Eastern Michigan	W	74-64	7-6	Jackson II (24)	Jackson II (9)	Johnson // Wright (3)	Three tied (1)	Carter Jr. (2)	9,023
1/3/23	at Vanderbilt	L	79-84 (OT)	7-7 (0-1)	Carter Jr. (24)	Jackson II (7)	Carter Jr. (4)	Brown (1)	Jackson II (2)	6,344
1/7/23	vs. No. 8/9 Tennessee	L	42-85	7-8 (0-2)	Johnson (19)	Gray (5)	Davis (2)	Davis (2)	Four tied (2)	10,704
1/10/23	at Kentucky	W	71-68	8-8 (1-2)	Johnson (26)	Johnson (6)	Johnson (6)	Gray (1)	Brown // Wright (1)	19,393
1/14/23	vs. Texas A&M	L	53-94	8-9 (1-3)	Davis (13)	Jackson II // DHS (3)	Johnson (3)	Jackson II // Gray (1)	Davis // Wright (2)	10,883
1/17/23	vs. Ole Miss	L	58-70	8-10 (1-4)	Jackson II (15)	Jackson II (7)	Jackson II (3)	Gray (1)	Six tied (1)	9,171
1/21/23	vs. No. 16/17 Auburn	L	66-81	8-11 (1-5)	Jackson II (30)	Jackson II (8)	Johnson (5)	Jackson II (2)	Brown (3)	13,048
1/25/23	at Florida	L	60-81	8-12 (1-6)	Jackson II (20)	Gray (13)	Three tied (2)	Four tied (1)	Wright (2)	7,831
1/28/23	at Georgia	L	78-81 (OT)	8-13 (1-7)	Jackson II (18)	Brown (10)	Johnson (5)	Gray (2)	Jackson II (4)	10,523
1/31/23	vs. Miss. State	L	51-66	8-14 (1-8)	Jackson II (15)	Gray (14)	Three tied (2)	Gray (1)	Gray // Johnson (2)	9,129
2/4/23	vs. Arkansas	L	63-65	8-15 (1-9)	Gray // Johnson (20)	Gray (14)	Johnson // Wright (4)	Three tied (1)	Brown (4)	11,558
2/7/23	at Missouri	L	83-74	8-16 (1-10)	Jackson II (23)	Gray (7)	Johnson (5)	Brown // Bosmans-Verdonk (1)	Wright (2)	8,830
2/11/23	at Ole Miss	W	64-61	9-16 (2-10)	Brown (18)	Gray (13)	Wright (4)	Gray // Jackson II (1)	Brown // Davis (2)	5,928
2/14/23	vs. Vanderbilt	L	64-75	9-17 (2-11)	Johnson (19)	Gray (12)	Johnson // Wright (3)	Davis (1)	Brown // Davis (2)	8,906
2/18/23	at LSU									


♣ - Charleston Classic (Charleston, S.C.) | ^ - Greenville Winter Inv. (Greenville, S.C.) | * - indicates SEC contest | home games in bold



GAME 1
Columbia, S.C.
Colonial Life Arena
Nov. 8, 2022
Brown, Jackson II Power Gamecocks to First Win of Paris Era



GAME 2
Columbia, S.C.
Colonial Life Arena
Nov. 11, 2022
Carter Jr.'s Late Bucket Lifts South Carolina over Clemson



GAME 3
Charleston, S.C.
TD Arena
Nov. 17, 2022
Rams shot nearly 60 percent against the Gamecocks at TD Arena

COLUMBIA, S.C. (AP) — Hayden Brown scored 21 points, freshman Gregory Jackson II had 18 points and 10 rebounds in his debut and South Carolina beat South Carolina State 80-77 on Tuesday night for the first victory for coach Lamont Paris.

S.C. State's Davion Everett tipped in a miss with 4.5 seconds left to pull within 79-77, and the Bulldogs fouled Jacobi Wright, who made 1 of 2 free throws. South Carolina elected to foul Rakeim Gary in the backcourt and it paid off as he missed the first free throw and the second was waived off after a lane violation.

Wright added 14 points and Meechie Johnson, a transfer from Ohio State, scored nine points for South Carolina. Jackson, who was rated the country's sixth-best college prospect by ESPN.com, was 7 of 15 from the field.

Lesown Hallums led South Carolina State with 20 points. Rahaan Edwards added 13 points, Gary had 12 and Everett scored 11.

Paris, who spent the past five seasons coaching Chattanooga, leads a relatively new roster as eight players, including all five starters, departed.

South Carolina faces state rival Clemson on Nov. 11, then plays in the Charleston Classic, an in-state, eight-team tournament that also features ACC Tournament champion Virginia Tech and Penn State of the Big Ten.

COLUMBIA, S.C. (AP) — Chico Carter Jr. had 16 points, including a turn-around basket with 0.9 seconds left to lift South Carolina to a 60-58 win over rival Clemson on Friday night.

The Tigers (1-1) were down nine points at the half and trailed 58-51 with less than three minutes to play. But they tied the game on Brevin Galloway's two foul shots with 7.8 to play. That's when Carter dribbled the ball down the left side into a defender, then turned to loft a soft shot that sent the crowd into hysterics.

Clemson didn't get off a final shot in time.

Carter, among the few holdovers from last year's team for new coach Lamont Paris, had four of the Gamecocks (2-0) 10 3-pointers. Carter's last one followed a three from Hayden Brown to put South Carolina ahead 55-49 with 5:04 remaining.

The Tigers fell to the Gamecocks for the first time in three meetings — and on Paris' 48th birthday.

Paris became South Carolina's first first-year head coach to win the rivalry game since Dave Odom did it in 2001.

Freshman Gregory "GG" Jackson II had 12 points and eight rebounds while Josh Gray led the team with 10 rebounds and three of its four blocks.

Clemson, picked 11th in the Atlantic Coast Conference this season, was down 35-26 at the half and trailed throughout the second half. The Tigers got within two points twice, the last at 58-56 on PJ Hall's basket with 1:19 to play.

CHARLESTON, S.C. (AP) — James Moors scored a career-high 24 points and grabbed nine rebounds, and Colorado State beat South Carolina 85-53 on Thursday in the Charleston Classic.

Colorado State (4-0) scored 54 points in the paint — one more than South Carolina's point total. The Gamecocks turned it over 16 times and made 19 field goals.

Colorado State made nine straight shots in the first half and led 40-19 at halftime as South Carolina went the final five minutes, 20 seconds without scoring. The Gamecocks had seven field goals and 10 turnovers in the half.

Meechie Johnson made South Carolina's fourth 3-pointer in the opening four minutes of the second half to cap a 9-0 run to get within 48-34. But the Rams stayed hot, making 11 of their first 18 field goals to build a 66-38 lead.

John Tonje added 14 points and Isaiah Rivera and Chico Carter Jr. each scored 12 for Colorado State. The Rams led by as many as 34 points.

G.G. Jackson II, a highly regarded freshman forward from Columbia, had 20 points and seven rebounds for South Carolina (2-1). He was the only player for the Gamecocks in double figures.

GAME 1

Official Basketball Box Score - End of 2nd Period
South Carolina St. at South Carolina
11/08/22 Colonial Life Arena, Columbia, S.C.
2022-23 Men's Basketball
Game Time: 7:00 PM
Game Duration: 2:14
Officials: Chuck Jones, Steven Anderson, Michael Scott, David

NO. Name	Min	FG	MA	3P	MA	FT	MA	OR	DR	TO	PF	ST	Blocks	TS	Shooting By Period	
															1st	2nd
34 Justin Wilson	15:16	12	0	0	2	2	4	3	2	0	0	0	0	0	0	0
42 Dallas James	08:35	0	0	0	3	2	5	0	1	0	0	0	0	0	0	0
1 Cameron Jones	11:45	1-3	0-0	0-0	0-0	0-0	1-1	2	1	2	0	0	0	0	0	0
3 Lesown Hallums	01:57	6-12	5-3	6-7	1-2	3	2	8	20	3	1	2	0	0	5	0
10 Rahaan Edwards	03:45	5-11	3-7	0-0	1-6	7	2	13	4	1	0	1	0	1	5	0
55 Davion Everett	22:56	5-8	1-2	0-0	1-1	2	1	11	2	1	2	0	0	0	0	0
2 Jordan Simpson	17:07	1-4	0-2	0-0	1-3	0	2	2	0	0	0	1	1	0	0	0
11 Rakeim Gary	25:28	4-13	4-9	0-1	3-4	4	3	12	3	2	0	0	0	0	1	4
24 Shanan Nelson	15:31	3-4	0-0	4-6	0-3	3	2	2	2	2	1	0	0	0	1	0
12 Dylan Bates	08:59	1-3	0-2	0-0	0-0	0	0	0	0	0	0	0	0	0	0	0
5 Rahaan Edwards	12:42	1-2	0-0	1-2	3-4	1	3	0	0	0	0	1	0	0	0	0
Team		2	1	3	0	0	0	0	0	0	0	0	0	0	0	0
Totals	28:44	11-26	10-16	10-23	24	17	17	17	10	11	5	6	5	3		

South Carolina - 80
Technical Fouls: Coach 1 #433 Everett 2 #27

NO. Name	Min	FG	MA	3P	MA	FT	MA	OR	DR	TO	PF	ST	Blocks	TS	Shooting By Period	
															1st	2nd
10 Hayden Brown	26:44	6-10	0-1	0-2	1-4	5	4	7	21	0	0	1	0	1	0	0
23 Gregory "GG" Jackson II	33:10	7-15	2-2	2-4	2	8	10	1	3	18	1	4	1	1	1	1
1 Jacobi Wright	02:06	4-7	2-5	2-4	3	2	5	1	8	14	1	0	1	0	1	0
2 Chico Carter, Jr.	03:46	2-11	0-4	1-3	0	0	2	4	5	3	0	0	0	0	0	0
5 Meechie Johnson	02:45	3-7	2-5	1-4	1	3	4	0	2	3	0	1	0	0	0	0
30 Daniel Hawkins-Sanford	09:18	1-3	0-0	3-3	0	1	1	3	3	0	1	0	0	0	0	0
3 Josh Gray	13:56	1-1	0-0	2-2	4	6	5	1	4	0	1	0	2	0	0	0
12 Zachary Davis	08:53	2-5	0-3	0-0	1-2	3	1	1	4	0	2	0	0	0	0	0
14 Eli Sparkman	02:24	0-1	0-0	0-0	0-0	0	0	0	0	1	0	0	0	0	0	0
Team		4	2	6	0	0	0	0	0	0	0	0	0	0	0	0
Totals	26:59	7-20	21-32	14-26	40	17	24	0	12	11	3	5	6	3		

GAME 2

Official Basketball Box Score - Final
Clemson at South Carolina
11/11/22 Colonial Life Arena, Columbia, S.C.
2022-23 Men's Basketball
Game Time: 7:00 PM
Game Duration: 2:30
Attendance: 13,380
Officials: Terry Ogilby, Vladimir Voyev-Tselt, Jerry Heister

NO. Name	Min	FG	MA	3P	MA	FT	MA	OR	DR	TO	PF	ST	Blocks	TS	Shooting By Period	
															1st	2nd
15 Hunter Tyson	27:31	4-11	2-5	0-1	0	4	4	3	10	2	3	1	0	1	10	0
10 Ben Middlebrooks	02:30	1-3	0-0	0-2	1	2	0	1	2	0	0	0	2	1	0	0
1 Chase Hunter	03:15	5-12	0-1	3-4	1	4	5	1	5	13	5	1	0	1	4	0
11 Brevin Galloway	02:59	4-9	3-6	2-2	2	3	4	1	1	0	2	2	2	1	0	0
12 Alex Hemenway	02:05	1-2	1-1	0-0	0	3	2	2	3	2	2	0	1	0	0	0
22 RJ Godfrey	08:24	0-2	0-1	0-1	0	1	1	0	0	0	0	0	0	0	0	0
24 PJ Hall	22:12	7-12	1-4	0-0	1	4	5	3	2	15	0	2	1	1	0	0
2 Dillon Hunter	07:06	0-1	0-0	0-0	0	0	0	0	0	0	0	0	0	0	0	0
11 Josh Beadle	14:29	0-4	0-0	0-0	1	2	0	0	0	0	1	2	0	0	0	0
4 Ian Schofield	11:31	0-4	0-0	0-0	1	2	0	0	0	0	1	0	0	0	0	0
21 Chauncey Wiggins	02:37	1-1	0-0	0-0	0	0	0	0	0	2	0	1	0	0	0	0
Team		3	2	5	0	0	0	0	0	0	0	0	0	0	0	0
Totals	23:41	7-18	5-9	9-23	32	17	15	58	13	13	9	4	4	2		

South Carolina - 60
Technical Fouls: NONE

NO. Name	Min	FG	MA	3P	MA	FT	MA	OR	DR	TO	PF	ST	Blocks	TS	Shooting By Period	
															1st	2nd
10 Hayden Brown	27:22	3-12	2-6	1-2	3	3	6	4	3	9	1	3	1	0	1	0
23 Gregory "GG" Jackson II	33:55	4-13	1-3	3-4	3	5	6	4	3	9	1	2	0	1	1	1
31 Benjamin Boamans-Verdick	15:28	1-1	0-0	0-0	1	3	4	1	4	12	0	0	0	0	0	0
2 Chico Carter, Jr.	03:57	6-9	4-6	0-0	0	1	1	0	1	0	16	3	2	0	1	2
5 Meechie Johnson	03:15	1-6	0-1	1-4	5	3	3	2	4	0	1	0	0	0	0	0
1 Jacobi Wright	22:51	4-8	2-3	0-0	1	3	4	1	0	0	2	1	0	0	0	0
12 Zachary Davis	12:28	0-2	0-2	0-1	2	3	0	1	0	0	1	0	0	0	0	0
33 Josh Gray	19:03	2-6	0-0	2-5	5	5	0	1	4	6	1	0	0	0	0	0
30 Daniel Hawkins-Sanford	07:00	1-5	0-1	0-0	1	4	5	0	2	0	0	0	0	0	0	0
Team		3	1	4	0	0	0	0	0	0	0	0	0	0	0	0
Totals	22:44	10-26	6-13	19-31	50	15	17	50	13	9	4	4	2			

GAME 3

Official Basketball Box Score - Final
Colorado St. at South Carolina
11/17/22 TD Arena, Charleston, SC
2022-23 Men's Basketball
Game Time: 7:00 PM
Game Duration: 1:53
Attendance: 13,380
Officials: Kipp Kinsinger, John O'Quinn, Wally Rutledge

NO. Name	Min	FG	MA	3P	MA	FT	MA	OR	DR	TO	PF	ST	Blocks	TS	Shooting By Period	
															1st	2nd
10 James Moors	26:10	10-12	2-2	2-4	3	6	9	1	3	24	0	0	1	1	0	10
1 John Tonje	08:19	6-8	2-4	0-0	1	2	3	2	14	1	3	1	0	0	0	13
5 Baylor Hebb	02:21	1-2	0-0	1-3	0	3	3	5	1	0	0	0	0	0	0	0
15 Jason Lake	02:59	2-6	1-3	0-0	0	3	3	2	5	1	0	0	0	0	0	0
23 Isaiah Rivera	02:47	5-7	0-1	2-2	2	2	0	2	12	3	1	0	1	0	0	29
2 Tavorian Jackson	20:45	2-4	0-1	2-2	1	6	7	1	6	4	2	1	0	1	1	19
3 Josiah Strong	22:46	1-7	1-5	0-0	4	4	0	2	3	3	0	2	0	0	0	19
12 Patrick Carter	05:58	0-6	0-0	0-0	1	1	2	6	10	1	1	0	0	0	0	0
20 Joe Palmer	21:41	3-5	0-2	0-0	7	7	0	6	0	0	0	0	0	0	0	19
32 Kyle Evans	02:52	0-1	0-1	0-0	1	1	0	0	0	0	0	0	0	0	0	0
0 Trace Young	02:12	0-2	0-1	0-0	0	0	0	0	0	0	0	0	0	0	0	0
Team		0	1	1	0	0	0	0	0	0	0	0	0	0	0	0
Totals	55:40	6-20	9-15	5-35	40	16	19	88	18	3	7	2	2	32		

South Carolina - 53

60

69

GAME 4
Charleston, S.C.
TD Arena
Nov. 18, 2022
Wildcats outscored Gamecocks 44-31 in final 20 minutes of the game

60

79

GAME 5
Charleston, S.C.
TD Arena
Nov. 20, 2022
Rams shot nearly 60 percent against the Gamecocks at TD Arena

68

53

GAME 6
Columbia, S.C.
Colonial Life Arena
Nov. 25, 2022
Jackson scores career-high 22 points and was an efficient 8-of-14 from the floor

CHARLESTON, S.C. (AP) — Foster Loyer scored 18 points and Sam Mennenga scored 15 and Davidson used a 10-2 run in the second half to beat South Carolina 69-60 on Friday night.

The Gamecocks led 29-25 halftime, but after the break Connor Kochera made a layup and followed with a 3-pointer to give Davidson (4-1) a 42-38 lead and the Wildcats stayed ahead the rest of the game.

Kochera scored 12 points on 4-for-8 shooting.

Davidson sank mid-range baskets and 3s against the Gamecocks' zone defense and continued their strong shooting when South Carolina (2-2) went to man-to-man. The Wildcats moved the ball effectively distributing 17 assists on 26-made baskets.

The Wildcats held off South Carolina's Chico Carter Jr. who missed tying his career high with 26 points on 9-for-14 shooting including 6 of 8 from 3-point range.

Gregory "GG" Jackson II scored 12 points and Hayden Brown 10 for South Carolina.

CHARLESTON, S.C. (AP) — Garrett Hien came off the bench and scored 13 of his career-high 20 points in the second half and Furman pulled away from South Carolina in the seventh-place game of the Charleston Classic on Sunday.

Hien made 8-of-12 shots, including 3-of-4 3-pointers and had five rebounds and three assists.

Both teams entered the Charleston Classic with 2-0 records. The Gamecocks lost to Colorado State 85-53 and Davidson 69-60. The Paladins fell to Penn State 73-68 and Old Dominion 82-77.

Jalen Slawson had 14 points, seven rebounds, five assists and two blocks for the Paladins. Tyrese Hughey added 12 points and Mike Bothwell had 11 points, five rebounds, eight assists and two steals.

GG Jackson II scored 19 points and grabbed six rebounds for the Gamecocks and Chico Carter Jr., added 17 points.

Hughey hit a 3-pointer with 12 1/2 minutes to play to put Furman ahead 56-45 and the Paladins were up by double figures the rest of the way.

Marcus Foster scored all eight of his points and three players had seven as the Paladins took a 38-31 halftime lead. Carter and Jackson both had 12 points for the Gamecocks on 5-of-7 shooting but their teammates were a combined 2 of 11.

Furman took the lead when Foster's 3-pointer started a 15-0 run for a 30-18 lead. Six different players scored in that five-minute stretch that saw South Carolina miss three shots of commit three turnovers.

South Carolina shot 42% in the second half while Furman shot 58%, going 7-of-13 from 3-point range. The Paladins finished at 51%, including 12-of-27 behind the arc.

COLUMBIA, S.C. (AP) — Freshman Gregory "GG" Jackson II scored 22 points, Hayden Brown added 15 points, and South Carolina snapped a three-game losing streak with a 68-53 victory over USC Upstate on Friday.

Jackson, averaging 16.5 ppg coming in, bettered his previous high of 20 set in a 32-point loss to Colorado State last week.

Jacobi Wright scored 10 points for South Carolina (3-3) and Brown had a team-high nine rebounds.

There were 11 lead changes in the first half and Upstate led 31-28 at the break. The Gamecocks took the lead for good with a 10-2 run to open the second half. The Spartans were unable to string together consecutive baskets at any point in the second half while the Gamecocks gradually increased their lead. The largest margin was 17 points with about 1 1/2 minutes to go.

Ahmir Langlais had 14 points and seven rebounds off the bench for the Spartans (2-4) and Jordan Gainey added 13 points.

South Carolina committed only eight turnovers.

South Carolina was coming off consecutive losses to Colorado State, Davidson and Furman at the Charleston Classic.

South Carolina will play out of state for the first time this season when the Gamecocks travel to Washington, D.C., to play George Washington on Wednesday.

GAME 4

Official Basketball Box Score - Final												Game Time: 1:58 PM				
South Carolina at Davidson												Game Duration: 1:58				
11/18/22 TD Arena, Charleston, SC												Attendance: 3,439				
South Carolina vs Davidson												Officials: Tim Cloughery, John Hampton, Wally Rutkowski				
South Carolina - 60												Record: 2-2				
NO.	Name	Min	FG	3P	FT	Rebounds	Fouls	TP	AS	TS	ST	Blocks	PTS	FF	Shooting By Period	
10	Hayden Brown	F 31:42	3-14	0-5	4.4	1	3	4	3	2	0	0	4	2	3	11-28 39.3%
23	Gregory "GG" Jackson II	F 38:01	5-12	0-2	2.3	3	6	9	3	4	12	0	2	3	2	11-27 40.7%
31	Berjamin Bosmans-Verstok	F 23:51	1-5	0-0	1.2	2	4	6	3	3	2	1	1	1	0	4-12 33.3%
1	Jacobi Wright	G 38:33	2-7	0-2	1.1	0	0	0	3	1	5	2	3	1	1	5-13 38.5%
2	Chico Carter, Jr.	G 39:04	9-14	6-8	2.3	0	4	2	2	25	2	2	0	0	0	21-33 63.6%
12	Zachary Davis	G 33:09	0-1	0-0	0.0	2	2	2	0	0	0	1	1	1	0	0-2 0.0%
33	Josh Gray	G 05:36	1-1	0-0	0.2	1	1	2	1	1	2	0	0	0	1	2-4 50.0%
30	Daniel Hinkins-Sanford	G 10:04	1-2	0-0	0.3	3	6	1	0	2	0	0	0	0	0	2-4 50.0%
Team												Dead Ball Rebounds: 2-1				
Totals												22-56 (6-18) 10-15 12-24 36 18 13 60 7 18 8 17 1 9 2				
Technical Fouls: Brown 2 nd 18:23												Shooting By Period				
1 st 11-28 39.3%												1 st 11-28 39.3%				
2 nd 11-28 39.3%												2 nd 11-28 39.3%				
3 rd 11-28 39.3%												3 rd 11-28 39.3%				
4 th 11-28 39.3%												4 th 11-28 39.3%				
5 th 11-28 39.3%												5 th 11-28 39.3%				
6 th 11-28 39.3%												6 th 11-28 39.3%				
7 th 11-28 39.3%												7 th 11-28 39.3%				
8 th 11-28 39.3%												8 th 11-28 39.3%				
9 th 11-28 39.3%												9 th 11-28 39.3%				
10 th 11-28 39.3%												10 th 11-28 39.3%				
11 th 11-28 39.3%												11 th 11-28 39.3%				
12 th 11-28 39.3%												12 th 11-28 39.3%				
13 th 11-28 39.3%												13 th 11-28 39.3%				
14 th 11-28 39.3%												14 th 11-28 39.3%				
15 th 11-28 39.3%												15 th 11-28 39.3%				
16 th 11-28 39.3%												16 th 11-28 39.3%				
17 th 11-28 39.3%												17 th 11-28 39.3%				
18 th 11-28 39.3%												18 th 11-28 39.3%				
19 th 11-28 39.3%												19 th 11-28 39.3%				
20 th 11-28 39.3%												20 th 11-28 39.3%				
21 st 11-28 39.3%												21 st 11-28 39.3%				
22 nd 11-28 39.3%												22 nd 11-28 39.3%				
23 rd 11-28 39.3%												23 rd 11-28 39.3%				
24 th 11-28 39.3%												24 th 11-28 39.3%				
25 th 11-28 39.3%												25 th 11-28 39.3%				
26 th 11-28 39.3%												26 th 11-28 39.3%				
27 th 11-28 39.3%												27 th 11-28 39.3%				
28 th 11-28 39.3%												28 th 11-28 39.3%				
29 th 11-28 39.3%												29 th 11-28 39.3%				
30 th 11-28 39.3%												30 th 11-28 39.3%				
31 st 11-28 39.3%												31 st 11-28 39.3%				
32 nd 11-28 39.3%												32 nd 11-28 39.3%				
33 rd 11-28 39.3%												33 rd 11-28 39.3%				
34 th 11-28 39.3%												34 th 11-28 39.3%				
35 th 11-28 39.3%												35 th 11-28 39.3%				
36 th 11-28 39.3%												36 th 11-28 39.3%				
37 th 11-28 39.3%												37 th 11-28 39.3%				
38 th 11-28 39.3%												38 th 11-28 39.3%				
39 th 11-28 39.3%												39 th 11-28 39.3%				
40 th 11-28 39.3%												40 th 11-28 39.3%				
41 st 11-28 39.3%												41 st 11-28 39.3%				
42 nd 11-28 39.3%												42 nd 11-28 39.3%				
43 rd 11-28 39.3%												43 rd 11-28 39.3%				
44 th 11-28 39.3%												44 th 11-28 39.3%				
45 th 11-28 39.3%												45 th 11-28 39.3%				
46 th 11-28 39.3%												46 th 11-28 39.3%				
47 th 11-28 39.3%												47 th 11-28 39.3%				
48 th 11-28 39.3%												48 th 11-28 39.3%				
49 th 11-28 39.3%												49 th 11-28 39.3%				
50 th 11-28 39.3%												50 th 11-28 39.3%				
51 st 11-28 39.3%												51 st 11-28 39.3%				
52 nd 11-28 39.3%												52 nd 11-28 39.3%				
53 rd 11-28 39.3%												53 rd 11-28 39.3%				
54 th 11-28 39.3%												54 th 11-28 39.3%				
55 th 11-28 39.3%												55 th 11-28 39.3%				
56 th 11-28 39.3%												56 th 11-28 39.3%				
57 th 11-28 39.3%												57 th 11-28 39.3%				
58 th 11-28 39.3%												58 th 11-28 39.3%				
59 th 11-28 39.3%												59 th 11-28 39.3%				
60 th 11-28 39.3%												60 th 11-28 39.3%				

GAME 5

Official Basketball Box Score - Final												Game Time: 10:00 PM				
Furman at South Carolina												Game Duration: 1:47				
11/20/22 TD Arena, Charleston, SC												Attendance: 1,547				
Furman vs South Carolina												Officials: Antnio Patis, Brooks Walk, John Hampton				
Furman - 79												Record: 3-2				
NO.	Name	Min	FG	3P	FT	Rebounds	Fouls	TP	AS	TS	ST	Blocks	PTS	FF	Shooting By Period	
4	Ben VanderWal	F 07:21	0-2	0-1	2.2	0	1	0	1	2	1	0	0	0	0	0-3 0.0%
15	Tyrese Hughey	F 18:24	5-8	2-4	0.0	1	2	3	0	12	0	0	1	0	0	8-13 61.5%
20	Jalen Slawson	F 32:50	6-11	1-4	1.2	2	5	7	3	3	14	5	4	1	2	0 19
1	JIP Regan	G 28:56	5-7	1-3	2.0	0	5	5	2	2	9	1	1	1	1	0 9
3	Mike Bothwell	G 35:50	4-10	2-5	1.1	2	3	5	1	2	11	8	3	2	0	11 11
5	Marcus Foster	G 28:51	3-6	2-4	0.0	0	3	1	0	6	0	0	1	1	0	1 23
13	Garrett Hien	G 28:01	8-12	3-4	1.2	3	2	5	3	1	20	3	4	1	0	1 13
11	Carter Whitl	G 09:44	0-1	0-0	0.0	1	1	0	0	0	0	0	0	0	0	0 9
22	Joe Anderson	G 11:57	1-1	1-1	0.0	0	1	1	2	0	3	2	1	0	0	0 5
Team												Dead Ball Rebounds: 2-1				
Totals												30-59 (6-18) 12-27 7-9 10-24 34 15 9 79 22 12 5 3 3 1 19				
Technical Fouls: Slawson 2 nd 13:29												Shooting By Period				
1 st 11-28 39.3%												1 st 11-28 39.3%				
2 nd 11-28 39.3%												2 nd 11-28 39.3%				
3 rd 11-28 39.3%												3 rd 11-28 39.3%				
4 th 11-28 39.3%												4 th 11-28 39.3%				
5 th 11-28 39.3%												5 th 11-28 39.3%				
6 th 11-28 39.3%												6 th 11-28 39.3%				
7 th 11-28 39.3%												7 th 11-28 39.3%				
8 th 11-28 39.3%												8 th 11-28 39.3%				
9 th 11-28 39.3%												9 th 11-28 39.3%				
10 th 11-28 39.3%												10 th 11-28 39.3%				
11 th 11-28 39.3%												11 th 11-28 39.3%				
12 th 11-28 39.3%												12 th 11-28 39.3%				
13 th 11-28 39.3%												13 th 11-28 39.3%				
14 th 11-28 39.3%												14 th 11-28 39.3%				
15 th 11-28 39.3%												15 th 11-28 39.3%				
16 th 11-28 39.3%												16 th 11-28 39.3%				
17 th 11-28 39.3%												17 th 11-28 39.3%				
18 th 11-28 39.3%												18 th 11-28 39.3%				
19 th 11-28 39.3%												19 th 11-28 39.3%				
20 th 11-28 39.3%												20 th 11-28 39.3%				
21 st 11-28 39.3%												21 st 11-28 39.3%				
22 nd 11-28 39.3%												22 nd 11-28 39.3%				
23 rd 11-28 39.3%												23 rd 11-28 39.3%				
24 th 11-28 39.3%												24 th 11-28 39.3%				
25 th 11-28 39.3%												25 th 11-28 39.3%				
26 th 11-28 39.3%												26 th 11-28 39.3%				
27 th 11-28 39.3%												27 th 11-28 39.3%				
28 th 11-28 39.3%												28 th 11-28 39.3%				
29 th 11-28 39.3%												29 th 11-28 39.3%				
30 th 11-28 39.3%												30 th 11-28 39.3%				
31 st 11-28 39.3%												31 st 11-28 39.3%				
32 nd 11-28 39.3%												32 nd 11-28 39.3%				
33 rd 11-28 39.3%												33 rd 11-28 39.3%				
34 th 11-28 39.3%												34 th 11-28 39.3%				
35 th 11-28 39.3%												35 th 11-28 39.3%				
36 th 11-28 39.3%												36 th 11-28 39.3%				
37 th 11-28 39.3%												37 th 11-28 39.				

55

79

GAME 7
 Washington, D.C.
 Charles E. Smith Center
 Nov. 30, 2022
Gamecocks shot just 32.3 percent compared to 50.8 percent for the Colonials

74

71

GAME 8
 Washington, D.C.
 Capital One Arena
 Dec. 3, 2022
Gamecocks trailed by 11 at halftime and shot over 70 percent from 2-point range the final 25 minutes

68

57

GAME 9
 Columbia, S.C.
 Colonial Life Arena
 Dec. 11, 2022
Trio of Jackson (18), Johnson (16) and Brown (14) combine for 48 of the team's 68 points

WASHINGTON (AP) — James Bishop IV scored 15 of his 24 points in the first half when George Washington took a 20-point lead and didn't look back, beating South Carolina 79-55 on Wednesday night.

Bishop was 8-of-19 shooting, made 5 of 8 3-point attempts, and had eight assists for the Colonials (5-2), who shot 51%. Brendan Adams added four more 3-pointers and finished with 18 points while Ricky Lindo Jr. had 15.

Chico Carter Jr., who missed the Gamecocks' previous game, scored 13 points with three 3-pointers. Freshman Gregory "GG" Jackson II, who came in averaging over 17 points per game, finished with 11 on 4-of-17 shooting and had just two points in the first half when South Carolina (3-4) fell behind 40-20. The Gamecocks shot just 32%.

George Washington never trailed in the game and led by as many 35 in the second half.

The Colonials took their first win over a Power 5 team since beating Florida in the 2016 NIT quarterfinals.

WASHINGTON (AP) — Meechie Johnson hit a long 3-pointer with 25.9 seconds to go and Georgetown missed two 3s in the closing seconds and South Carolina rallied to defeat the Hoyas 74-71 in overtime on Saturday.

After Jay Heath made two free throws for Georgetown to tie the game at 71 with 52.7 seconds left, South Carolina put up a 3 from the left corner but Benjamin Bosmans-Verdonk snagged the rebound and found Johnson on the right wing.

South Carolina (4-4) rallied from an 11-point second-half deficit behind Gregory "GG" Jackson II, who scored all 22 of his points after halftime. Johnson had 17 points, eight assists and seven rebounds. Hayden Brown added 16 points and matched Jackson's eight rebounds.

Heath had 23 points to lead the Hoyas (4-5), who have been outscored by 67 points in the second half of their five losses. Primo Spears added 18 points and Brandon Murray 13.

It was a wild finish at regulation. After South Carolina missed the front end of a one-and-one with 24 seconds left, Spears had a mean cross-over outside the left elbow that led to a pull-up jumper at the foul line to give Georgetown a 65-64 lead at 5.6 seconds.

South Carolina threw the ball away on a long pass. However, after lengthy review, it was determined that Heath pulled Brown's jersey, keeping him from reaching the throw. A flagrant-two foul call led to free throws for Brown at 3.8 seconds and he made 1 of 2 to tie it.

On the ensuing possession, Jackson missed a 10-foot turnaround jumper as time expired.

South Carolina shot 32% and had 10 turnovers to trail 37-26 at the half. Jackson came to life with two quick buckets and at one point scored 11-straight before Johnson hit a 3-pointer to make it a one-point game with 5:25 to play.

After a Georgetown turnover, Jackson fed Brown for a layup to put the Gamecocks up 62-61, their first lead since 10:7. Another turnover led to a Jacobi Wright basket for a 64-61 lead. But Murray scored with 1:02 to play and the then Spears gave the Hoyas the lead.

Georgetown is home against Siena on Wednesday, South Carolina has a week off before hosting Presbyterian on Dec. 11.

COLUMBIA, S.C. (AP) — Freshman Gregory "GG" Jackson II scored 18 points, Meechie Johnson added 16 and South Carolina used a 14-0 run midway through the second half to pull away for a 68-57 win over Presbyterian on Sunday night.

Jackson has scored in double figures in each game as a member of the Gamecocks and went into the game leading the team in scoring (17.0 per game) and rebounding (7.5).

Jackson threw down a dunk with about 12 minutes remaining to spark the big run — including seven points by Hayden Brown — over the next 6 minutes that gave South Carolina a 55-44 lead. Marquis Barnett hit a 3-pointer that trimmed Presbyterian's deficit to 63-55 with 2:41 left, but the Blue Hose got no closer.

Brown, a graduate transfer who scored 1,402 career points for The Citadel over five seasons, finished with 14 points — 11 in the second half — for South Carolina (5-4).

Winston Hill made 8 of 10 from the field and led Presbyterian (2-9) with 18 points and five assists. Terrell Ard Jr. added 13 points on 6-of-13 shooting.

South Carolina committed a season-low six turnovers.

Benjamin Bosmans-Verdonk made back-to-back baskets before he blocked a shot by Ard that led to a fast-break dunk by Jackson to give South Carolina a 6-0 lead less than 90 seconds into the game.

Jackson and Johnson scored five points apiece — and each hit a 3-pointer — in a 10-3 spurt that made it 16-5 with 14 minutes left in the first half. Jackson made another 3 to give the Gamecocks a 13-point lead with 5 minutes before halftime but Presbyterian scored 11 straight points before a Jackson layup made it 37-33 at the break.

Owen McCormack hit a 3 and Trevon Reddish-Rhorne followed with four consecutive points to open the second half — while South Carolina missed its first six shots — to give the Blue Hose their first lead of the game at 40-37 with 17 minutes to play.

GAME 7

Official Basketball Box Score - Final														Game Time: 1:30:00 PM		
South Carolina at Georgetown														Game Duration: 1:47		
115022 Charles E. Smith Center, Washington, DC														Attendance: 2296		
2022-23 Men's Basketball																
South Carolina - 55	Record: 3-4													Technical Fouls: NONE		
NO. Name	Min	FG	3P	FT	Rebounds	Fouls	TP	AS	TS	ST	Blocks	BB	SA	Shooting By Period	H% FG%	FT%
10 Hayden Brown	28:27	4-8	0-1	0-0	5	1	1	1	1	1	1	0	0	1	37.5%	0.0%
23 Gregory "GG" Jackson II	26:28	4-17	1-5	2-3	3	3	6	1	1	1	0	3	0	23.3%	1.5%	
31 Benjamin Bosmans-Verdonk	19:38	1-6	0-0	1-4	1	6	0	3	3	2	1	1	0	16.7%	0.0%	
11 Jacobi Wright	2:45	0-5	0-2	0-0	1	3	4	0	4	0	1	0	0	0.0%	0.0%	
2 Chico Carter Jr.	27:51	4-8	0-0	1-2	1	0	1	1	1	1	0	0	0	50.0%	0.0%	
5 Meechie Johnson	21:50	2-8	0-0	2-2	1	0	6	1	3	1	0	1	0	25.0%	0.0%	
33 Josh Gray	15:03	2-2	0-0	2-1	3	4	0	0	0	0	0	0	0	100.0%	0.0%	
12 Zachary Davis	14:06	2-3	0-1	2-2	1	2	1	0	1	0	1	0	0	66.7%	0.0%	
44 Ford Cooper Jr.	13:14	1-5	0-4	0-0	2	2	2	3	3	0	0	0	0	20.0%	0.0%	
21 JaiVon Benson	04:54	1-2	0-0	0-0	1	1	0	0	0	0	0	0	0	50.0%	0.0%	
14 Eli Sparkman	03:54	0-1	0-0	0-0	0	0	0	0	0	0	0	0	0	0.0%	0.0%	
Team		2	0	2	0	2	0	0	0	0	0	0	0			
Totals		21-45	8-25	5-9	15	20	35	11	11	55	13	11	5	4	3	24

Official Basketball Box Score - Final														Game Time: 1:30:00 PM		
South Carolina at Georgetown														Game Duration: 2:11		
120322 Capital One Arena, Washington														Attendance: 12,391		
2022-23 Men's Basketball																
South Carolina - 74	Record: 4-4													Technical Fouls: NONE		
NO. Name	Min	FG	3P	FT	Rebounds	Fouls	TP	AS	TS	ST	Blocks	BB	SA	Shooting By Period	H% FG%	FT%
10 Hayden Brown	39:23	6-10	3-5	1-2	2	6	8	5	3	16	1	1	0	0	60.0%	50.0%
23 Gregory "GG" Jackson II	38:36	9-19	2-5	2-3	3	5	8	2	3	22	2	1	0	0	47.4%	20.0%
0 Benjamin Bosmans-Verdonk	19:20	2-4	0-0	0-1	1	5	6	4	2	4	2	0	0	0	50.0%	0.0%
2 Chico Carter Jr.	32:36	3-10	1-8	0-0	1	2	3	1	2	7	0	3	0	0	30.0%	0.0%
5 Meechie Johnson	40:36	5-13	4-0	5-5	2	5	7	1	4	17	8	3	0	0	38.5%	100.0%
33 Josh Gray	06:14	1-1	0-0	0-0	1	0	1	0	2	1	0	0	0	0	100.0%	0.0%
1 Jacobi Wright	31:25	2-3	0-1	2-2	0	3	4	1	6	1	0	0	0	0	66.7%	0.0%
12 Zachary Davis	03:45	0-1	0-1	0-0	0	0	0	0	0	0	0	0	0	0	0.0%	0.0%
44 Ford Cooper Jr.	18:05	0-1	0-1	0-0	1	1	1	0	0	0	0	0	0	0	0.0%	0.0%
Team		1	1	2	0	2	0	0	0	0	0	0	0			
Totals		28-62	10-31	15-15	15	24	39	19	14	74	18	16	3	0	2	43

Official Basketball Box Score - Final														Game Time: 1:30:00 PM		
Presbyterian at South Carolina														Game Duration: 1:46		
121122 Colonial Life Arena, Columbia														Attendance: 3,270		
2022-23 Men's Basketball																
Presbyterian - 57	Record: 2-8													Technical Fouls: NONE		
NO. Name	Min	FG	3P	FT	Rebounds	Fouls	TP	AS	TS	ST	Blocks	BB	SA	Shooting By Period	H% FG%	FT%
13 Terrell Ard Jr.	31:25	6-13	1-2	0-0	2	4	6	1	0	13	0	3	1	0	46.2%	0.0%
15 Owen McCormack	12:33	1-1	1-1	0-0	0	0	0	0	0	0	0	0	0	0	100.0%	0.0%
0 Crosby James	04:32	3-9	1-4	1-2	0	1	1	1	1	8	1	1	1	0	33.3%	50.0%
1 Marquis Barnett	02:16	2-7	1-4	0-0	0	6	6	3	1	5	0	0	0	0	28.6%	0.0%
23 Trevon Reddish-Rhorne	08:57	2-4	0-0	3-4	1	3	4	0	4	7	3	0	0	0	50.0%	0.0%
4 Winston Hill	27:02	8-10	0-1	0-0	1	3	4	0	3	16	5	2	0	0	80.0%	0.0%
3 Kobe Stewart	23:13	2-2	1-1	0-0	2	2	2	0	5	2	0	1	0	0	100.0%	0.0%
Team		1	2	2	0	0	0	0	0	0	0	0	0			
Totals		24-48	5-13	4-7	5	20	25	13	9	57	11	11	2	2	41	41

GAME 8

Official Basketball Box Score - Final														Game Time: 1:30:00 PM		
South Carolina at Georgetown														Game Duration: 2:11		
120322 Capital One Arena, Washington														Attendance: 12,391		
2022-23 Men's Basketball																
South Carolina - 71	Record: 4-5													Technical Fouls: NONE		
NO. Name	Min	FG	3P	FT	Rebounds	Fouls	TP	AS	TS	ST	Blocks	BB	SA	Shooting By Period	H% FG%	FT%
11 Aoki Aoki	42:40	3-5	0-1	0-1	3	4	7	2	2	0	2	1	0	0	60.0%	100.0%
34 Oduas Waitab	24:37	2-6	0-0	1-3	3	6	9	2	0	1	2	0	0	0	33.3%	0.0%
0 Brandon Murray	41:48	5-14	0-5	3-5	1	0	1	1	6	13	5	3	0	0	35.7%	0.0%
1 Primo Spears	41:07	8-18	0-2	2-2	2	2	4	3	18	3	0	3	0	0	44.4%	0.0%
5 Jay Heath	42:50	7-14	3-6	5-6	0	6	4	3	23	0	1	1	0	0	50.0%	0.0%
15 Bryson Mozzone	08:27	0-1	0-1	0-0	0	1	0	0	0	0	0	0	0	0	0.0%	0.0%
22 Bradley Ezewino	09:55	3-5	0-0	0-2	2	1	3	0	1	0	0	0	0	0	60.0%	0.0%
31 Wayne Bristol Jr.	15:30	0-0	0-0	0-0	3	1	4	2	1	0	0	0	0	0	0.0%	0.0%
4 Denver Anghin	02:25	0-0	0-0	0-0	0	0	0	0	0	0	0	0	0	0	0.0%	0.0%
Team		1	1	0	0	0	0	0	0	0	0	0	0			
Totals		28-62	10-31	15-15	15	24	39	19	14	74	18	16	3	0	2	43

Official Basketball Box Score - Final														Game Time: 1:30:00 PM		
Presbyterian at South Carolina														Game Duration: 1:46		
121122 Colonial Life Arena, Columbia														Attendance: 3,270		
2022-23 Men's Basketball																
Presbyterian - 57	Record: 2-8													Technical Fouls: NONE		
NO. Name	Min	FG	3P	FT	Rebounds	Fouls	TP	AS	TS	ST	Blocks	BB	SA	Shooting By Period	H% FG%	FT%
10 Hayden Brown	35:19	5-11	2-4	0-0	0	3	3	1	4	14	3	1	0	0	45.5%	0.0%
23 Gregory "GG" Jackson II	33:55	6-12	2-6	4-6	1	4	5	0	4	18	0	0	0	0	50.0%	50.0%
31 Benjamin Bosmans-Verdonk	06:52	2-4	0-0	0-0	2	2	3	1	4	0	0	1	1	0	50.0%	0.0%
2 Chico Carter Jr.	06:28	2-4	2-4	0-0	2	2	4	1	8	0	1	2	0	0	50.0%	0.0%
5 Meechie Johnson	03:56	7-7	2-4	0-1	2	3	0	1	16	4	1	0	1	1	100.0%	0.0%
33 Josh Gray	20:56	1-2	0-0	2-2	3	7	3	1	4	0	0	0	0	0	50.0%	0.0%
11 James Bishop	10:35	1-1	0-0	0-0	1	2	3	2	0	1	0	0	0	0	100.0%	0.0%
21 Noel Brown	16:02	0-3	0-3	2-2	3	3	2	1	0	1	0	0	0	0	0.0%	0.0%
1 E.J. Clark	09:51	0-2	0-1	0-0	3	3	0	0	0	0	0	0	0	0	0.0%	0.0%
20 Owanzi Samuels	0															

70

84

GAME 10
 Birmingham, Ala.
 Bartow Arena
 Dec. 14, 2022
Gregory "GG" Jackson II led South Carolina with 20 points, 15 coming in the second half

56

64

GAME 11
 Greenville, S.C.
 Bon Secours Wellness Arena
 Dec. 17, 2022
Hayden Brown led South Carolina with 15 points in tough shooting day for the team

65

58

GAME 12
 Columbia, S.C.
 Colonial Life Arena
 Dec. 22, 2022
Sophomore guard had 15 points in the first half, going 6-of-11 from downtown

BIRMINGHAM, Ala. – UAB's sixth ranked scoring offense (87.9 ppg) held suit as the Blazers (8-2) defeated South Carolina (5-5), 84-70, Wednesday night at Bartow Arena.

The Blazers led 24-20 at the 8:21 mark in the opening half and closed the half on an 18-8 run to take a 14-point lead at the break, 42-28. The Gamecocks would pull within 11 early in the half but could not get over the hump and get it to single digits.

UAB out-rebounded Carolina 22-11 in the second half and held a 19-12 advantage in second chance points and 40-26 edge in points in the paint for the game.

The Gamecocks shot it well in the second half at 51.6 percent (16-for-31), but couldn't get the stops the team needed on the defensive end of the floor.

Carolina's game in Birmingham tonight was the team's first since Feb. 8, 1986.

GREENVILLE, S.C. – South Carolina (5-6) fell 64-56 to East Carolina (8-4) on Saturday in the inaugural Greenville Winter Invitational. The Pirates started the game on a 12-0 run and led by 19 at the half.

The Gamecocks battled back in the second half however, going on a 15-2 run to pull within seven, 44-37, at the 11:07 mark. Carolina would cut it to seven again, 53-46, with 4:01 to go but could not get the deficit trimmed beyond that as ECU had a quick 5-0 spurt thanks to RJ Felton that pushed its lead to 12 with 1:50 on the clock.

Carolina shot 48.3 percent (14-for-29) in the second half but was plagued by a poor shooting performance in half one (26.9 percent, 7-for-26). The Gamecocks were just 6-for-24 (25.0 percent) from behind the arc.

Graduate transfer Hayden Brown (15), sophomore Meechie Johnson (13) and freshman Gregory "GG" Jackson II (13) scored in double figures for the Gamecocks. The rest of the team scored just four points and went 6-for-19 (31.6 percent) from the field.

Felton scored a game-high 21 points on 8-of-13 shooting. Javon Small was the only other player in double figures for the Pirates with 12 points.

COLUMBIA, S.C. (AP) – Meechie Johnson hit six 3-pointers and finished with 25 points — both career bests — and freshman Gregory Jackson II added 12 points and a season-high 16 rebounds to help South Carolina beat Western Kentucky 65-58 Thursday night.

Hayden Brown scored 11 points but shot just 3 of 11 from the field and 0 for 6 from 3-point range for South Carolina (6-6). The Gamecocks shot 34% (22 of 64) from the field and made just 12 of 25 (48%) from the free-throw line but hit nine 3-pointers and out-rebounded Western Kentucky 51-31.

Emmanuel Akot hit a 3-pointer that capped an 9-0 run and gave Western Kentucky a 49-44 lead midway through the second half but the Hilltoppers went without a made field goal for the next 7-plus minutes. Jacobi Wright answered with a 3 and Johnson hit another in a 15-2 spurt that culminated when Johnson converted a traditional three-point play that gave South Carolina a 10-point lead with 2:15 remaining.

Dayvon McKnight scored 28 points with eight rebounds and three steals for Western Kentucky (8-3). The 6-foot-1 junior was 10-of-16 shooting — 0 for 5 from 3-point range — and is averaging 28.3 points on 61.8% shooting over the last three games.

The Hilltoppers shot 36% (20 of 55), made just 3 of 22 (14%) behind the arc and hit 15 of 25 from the foul line.

Jamarion Sharp scored six points before Luke Frampton hit a 3-pointer to cap Western Kentucky's 11-2 opening run as the Gamecocks made just one of their first 10 field-goal attempts. Johnson hit two 3-pointers and Chico Carter Jr. added another 3 as South Carolina responded with a 12-2 spurt to take a 14-13 lead with 12 minutes left in the first half.

The Hilltoppers, who had their five-game win streak snapped with a 93-84 loss at Louisville on Dec. 14, have lost back-to-back games for the first time this season.

GAME 10

Official Basketball Box Score - Final
South Carolina at UAB
 121422 Bartow Arena, Birmingham
 2022-23 NCAA Basketball
 Officials: Orlando Pook, John Hampton, Todd Austin
 Game Time: 6:00 PM
 Game Duration: 1:57
 Attendance: 3,126

South Carolina - 70		Record: 5-5																
NO.	Name	Min	FG	3P	FT	Rebounds	Fouls	TP	AS	TO	ST	Blocks	PF	PTS				
10	Hayden Brown	F	36:24	5-12	1-5	24	0	4	4	3	3	1	1	1	0	2	14	
23	Gregory "GG" Jackson II	F	36:16	7-17	3-8	3-4	0	3	0	3	2	20	1	5	0	2	19	
31	Benjamin Bosmans-Verdort	F	23:19	2-5	0-0	1	1	3	2	5	1	2	5	2	0	1	1	4
2	Chico Carter, Jr.	G	32:05	4-7	4-4	1-2	0	1	1	1	2	13	1	1	0	0	11	
5	Meechie Johnson	G	31:24	5-12	2-6	1-2	2	3	5	2	3	13	7	1	3	0	0	16
33	Josh Gray	G	13:38	0-1	0-0	0-0	2	5	7	2	0	0	2	1	0	2	0	
1	Jacobi Wright	F	19:51	3-7	0-2	0-0	1	1	2	3	0	6	0	2	0	0	0	
44	Ford Cooper Jr.	F	07:03	0-0	0-0	0-0	0	2	2	1	1	0	0	0	0	0	0	
Team						3	2	5	0	1	1	0	0	0	0	0	0	
Totals			29:41	10:25	18:13	12	20	32	17	13	70	15	14	4	4	4	114	

GAME 11

Official Basketball Box Score - Final
East Carolina at South Carolina
 121722 Bon Secours Wellness Arena, Greenville, S.C.
 2022 Greenville Winter Invitational
 Officials: Jeremy Mosier, James Barker, David Maxwell
 Game Time: 2:00 PM
 Game Duration: 1:55

East Carolina - 64		Record: 8-4														
NO.	Name	Min	FG	3P	FT	Rebounds	Fouls	TP	AS	TO	ST	Blocks	PF	PTS		
2	Ezra Asuar	F	22:20	3-3	0-0	2-6	1	3	4	3	3	8	0	1	4	11
23	Brandon Johnson	F	38:17	2-6	0-1	1	4	5	3	2	6	1	2	0	0	10
3	RJ Felton	G	32:38	8-13	3-6	2-2	0	1	1	2	1	21	1	3	0	27
5	Benjamin Bayala	G	16:03	2-5	1-4	4-5	0	0	0	2	8	0	0	0	2	7
12	Javon Small	G	38:51	5-11	2-5	0-0	4	4	4	1	1	12	6	4	0	27
21	Jordan Walker	F	31:46	2-6	1-1	1-2	2	5	7	2	6	3	0	0	1	4
24	Ludvy Debaut	F	08:35	0-0	0-0	1-2	0	3	3	2	3	1	1	3	0	0
11	Valentino Pinedo	F	07:23	0-0	0-0	1-2	0	0	0	0	1	1	0	0	0	0
1	Kobi LaCount	F	04:07	0-0	0-0	0-0	0	0	0	0	0	0	0	0	0	0
Team						1	3	4	0	0	0	0	0	0	0	0
Totals			22:44	19:22	11:20	15	23	16	15	64	14	11	5	1	1	8

GAME 12

Official Basketball Box Score - Final
Western Ky. at South Carolina
 122222 Colonial Life Arena, Columbia, S.C.
 2022-23 South Carolina NCAA Basketball
 Officials: Pat Adams, James Braxton, Doug Simms
 Game Time: 7:00 PM
 Game Duration: 2:02
 Attendance: 3,182

Western Ky. - 58		Record: 8-3														
NO.	Name	Min	FG	3P	FT	Rebounds	Fouls	TP	AS	TO	ST	Blocks	PF	PTS		
3	Janaia Hamilton	F	25:14	2-6	0-2	0-2	0	4	5	2	4	1	1	0	0	1
33	Jamarion Sharp	C	38:21	3-4	0-0	4-9	2	3	5	3	9	10	0	1	0	4
13	Emmanuel Akot	C	34:54	2-11	1-5	0-0	2	1	3	2	1	5	1	1	1	10
14	Luke Frampton	G	30:18	1-5	1-2	0-0	0	4	4	2	2	3	0	0	0	2
20	Dayvon McKnight	G	35:03	10-16	0-5	8-10	1	7	8	3	6	23	3	3	0	5
4	Khrishan Lander	F	18:40	1-8	1-6	0-0	2	2	1	0	3	0	0	0	0	7
24	Tyronne Marshall	F	07:26	0-0	0-0	0-0	2	2	0	0	0	0	0	0	0	0
2	Jordan Rooks	F	09:55	1-3	0-0	3-4	0	1	1	0	2	1	2	0	0	5
11	Dontae Allen	F	07:59	0-2	0-2	0-0	0	0	0	0	0	0	0	0	0	0
1	Fallou Diagne	F	02:10	0-0	0-0	0-0	0	0	0	0	0	0	0	0	0	0
Team						0	2	2	0	0	0	0	0	0	0	0
Totals			20:55	19:22	15:25	25	31	18	22	35	41	13	5	2	7	7

USC UAB
 Biggest lead 0 (1st 20:00) 23 (2nd 3:49)
 Best Scoring Run 8 (1st 14:55) 10 (1st 18:30)
 Lead Changes 0
 Times Tied 1
 Time with Lead 00:00 38:48

ECU SC
 Biggest lead 21 (2nd 17:36) 0 (1st 20:00)
 Best Scoring Run 12 (1st 14:56) 10 (2nd 15:00)
 Lead Changes 0
 Times Tied 0
 Time with Lead 38:38 00:00

WKU USC
 Biggest lead 13 (1st 16:26) 10 (2nd 2:15)
 Best Scoring Run 10 (2nd 9:43) 10 (2nd 7:00)
 Lead Changes 5
 Times Tied 7
 Time with Lead 13:16 22:18



74



64

GAME 13

Columbia, S.C. Colonial Life Arena Dec. 30, 2022

Freshman sensation scored a career-high 24 points, his fifth 20-point game of the season

COLUMBIA, S.C. (AP) — Gregory Jackson II threw down three dunks in the first half and knocked down four 3-pointers in the second to score a career-high 24 points and help South Carolina power its way past Eastern Michigan, 74-64 on Friday night.

The game featured a pair of highly rated recruits. Jackson, originally the top-rated recruit in the Class of 2023 before reclassifying himself and committing to South Carolina for the 2022-23 season, finished with a career-high 24 points. Sophomore Emoni Bates, the No. 3 recruit from the Class of 2021 who played at Memphis as a freshman, hit 8 of 15 from 3-point range and posted a career-high 36 points to lead Eastern Michigan.

Jackson, who turned 18 years old December 17 and is the highest-rated recruit in program history, was 9 of 19 from the field and hit 4 of 9 from beyond the arc while pulling down nine rebounds.

South Carolina built a 10-point lead in the first half and held a 40-30 advantage at intermission.

Chico Carter Jr. had 15 points for the Gamecocks (7-6). Meechie Johnson added 10 points, six rebounds and three assists.

Eastern Michigan had trouble finding offense outside of Bates, who shot 13 of 25 from the field, including 8 of 15 from distance, and was the only player to reach double-figure scoring. As a team the Eagles were 25 of 63 from the field (39.7%).



79



84

GAME 14

Nashville, Tenn. Memorial Gym Jan. 3, 2023

Chico Carter Jr. led South Carolina with 24 points

NASHVILLE, Tenn. (AP) — Reserve Ezra Manjon scored 22 points and fellow backup Liam Robbins scored 22 points and Vanderbilt used overtime to create safe space for an 84-79 win over South Carolina on Tuesday night.

In an SEC opener for both teams, Vanderbilt (8-6, 1-0) built its largest lead of the game at 82-75 with 21 seconds left in the extra session.

Despite their 22-for-35 effort from the free-throw line, the Commodores went 12 for 15 from the line in overtime to seal it with Manjon and Robbins the only Vandy players going to the line.

Reserve Jordan Wright scored 13 points for Vanderbilt, which saw its bench account for 64 points. Tyrin Lawrence was the only starter to score in double figures with 10 points.

South Carolina tied it at the end of regulation on its frantic final possession when Meechie Johnson found a wide-open Hayden Brown who laid it in underneath the basket without landing on the ground upon the receiving the pass with 3 seconds left.

Johnson recovered the loose ball after Robbins blocked Chico Carter Jr.'s 3-point attempts with a second left. Carter recovered the long rebound after Johnson missed a deep 3 with four seconds left.

Robbins' put-back basket following Manjon's miss on a reverse-layup attempt put Vanderbilt ahead 63-61 with 3:20 left, its first lead in more than 13 minutes.

Carter scored 24 points, Johnson 18, Gregory Jackson II 13 and Brown 12 for the Gamecocks (7-7, 0-1).

South Carolina coach Lamont Paris was seeking to become the first coach in program history to win his first SEC row opener. The Gamecocks joined the league in 1991-92.

South Carolina host No. 8 Tennessee on Saturday.



42



85

GAME 15

Columbia, S.C. Colonial Life Arena Jan. 7, 2023

Meechie Johnson scored 19 points to lead the Gamecocks

COLUMBIA, S.C. (AP) — Olivier Nkamhoua scored a season-high 21 points on 10-of-10 shooting and No. 8 Tennessee dominated from the start for an 85-42 victory over South Carolina on Saturday.

The Vols (13-2) started 3-0 in the Southeastern Conference for the first time in four seasons and showed the depth and talent to think that streak in the rugged league could continue.

Nkamhoua, a 6-foot-9 senior forward, led Tennessee with 10 rebounds for his second double-double this season.

Nkamhoua, who went 5 for 5 for 10 points in an 83-57 win over Mississippi State on Tuesday, continued his run of perfection against the Gamecocks.

He was a major part in the Vols' quick start, scoring seven points the first 10 minutes as Tennessee built a 24-7 lead on the way to its ninth victory in the past 10 games with South Carolina (7-8, 0-2).

The Vols broke out to a 15-3 lead and never looked back.

South Carolina missed 10 of 11 shots during one stretch and settled for outside shots, which the Gamecocks struggled to connect on as they were 1 of 13 on 3s the first 20 minutes.

Tennessee took advantage of South Carolina's defensive lapses to build a 43-21 lead at the break.

Nkamhoua hit all five of his shots and the Vols shot 60.7% (17 of 28) in the opening half.

Tennessee was in such command that coach Rick Barnes called a timeout — the Vols led 40-21 — with 15.5 seconds before halftime to practice a late-game situation. It worked perfectly as the Vols worked the ball around to Santiago Vescovi, who drained an uncontested 3-pointer as the clock ran out.

Jonas Aidoo had 15 points, while Vescovi and Josiah-Jordan James added 12 apiece for the Vols, who shot better than 50% for the third time in the past four games.

Meechie Johnson had 19 points for South Carolina.

GAME 13

Official Basketball Box Score - Final Eastern Mich. at South Carolina

Box score table for Game 13 between Eastern Michigan and South Carolina. Includes player stats for points, rebounds, assists, steals, blocks, and shooting percentages.

Technical fouls, shooting by period, and other game statistics for Game 13.

Summary statistics including biggest lead, best scoring run, lead changes, and time with lead for Game 13.

GAME 14

Official Basketball Box Score - Final South Carolina at Vanderbilt

Box score table for Game 14 between South Carolina and Vanderbilt. Includes player stats for points, rebounds, assists, steals, blocks, and shooting percentages.

Technical fouls, shooting by period, and other game statistics for Game 14.

Summary statistics including biggest lead, best scoring run, lead changes, and time with lead for Game 14.

GAME 15

Official Basketball Box Score - Final Tennessee at South Carolina

Box score table for Game 15 between Tennessee and South Carolina. Includes player stats for points, rebounds, assists, steals, blocks, and shooting percentages.

Technical fouls, shooting by period, and other game statistics for Game 15.

Summary statistics including biggest lead, best scoring run, lead changes, and time with lead for Game 15.



71
68

GAME 16
Columbia, S.C.
Colonial Life Arena
Jan. 14, 2023
Gamecocks win at Rupp for first time since 2009; Johnson scores career-high 26

53
94

GAME 17
Columbia, S.C.
Colonial Life Arena
Jan. 14, 2023
Aggies dominated on the glass, key to their victory Saturday at CLA

58
70

GAME 18
Columbia, S.C.
Colonial Life Arena
Jan. 17, 2023
Ole Miss out-rebounded South Carolina 43-31 and made 10 3s

LEXINGTON, Ky. – Meechie Johnson hit six 3-pointers and scored a career-high 26 points to lead South Carolina over Kentucky 71-68, winning at Rupp Arena for the first time in 14 years and giving coach Lamont Paris his first SEC victory.

The win was just the third for the Gamecocks (8-8, 1-2) in 31 games at Kentucky (10-6, 1-3) and the first at Rupp Arena since January 2009.

Kentucky had its SEC-leading 28-game home win streak snapped in what has been a decidedly disappointing start to the season with its worst start in SEC play since 1986-87.

Gregory "GG" Jackson II added 16 points for the Gamecocks, who shot 48%, making 11 of 20 3-point attempts, outscoring the Wildcats 21-12 on second-chance points and surviving 15 turnovers.

Oscar Tshiebwe scored 19 points and grabbed 12 rebounds, his ninth double this season for Kentucky. CJ Fredrick added 14 points and Antonio Reeves 13, both off the bench. The Wildcats shot 51% but made just 3 of 10 from the arc and 7 of 14 from the line.

Kentucky was missing forward Jacob Toppin with a right shoulder injury and guard Cason Wallace left midway through the first half with a lower back issue. Both are double-figure scorers. Toppin's status is day-to-day.

South Carolina led throughout and was up by 12 with 13 minutes remaining. Kentucky made a couple of runs at the Gamecocks and got within a point with 51 seconds to go after a 10-0 surge with Reeves and Fredrick hitting 3-pointers. Johnson then lost an inbound pass out of bounds with 20.2 left, the fourth turnover during the Wildcats' run. But Kentucky missed a pair of 3-point attempts to end the game.

Both teams were coming off lopsided losses to top-10 teams, Kentucky falling to Alabama 78-52 and South Carolina losing to Tennessee 85-42. But only the Gamecocks responded at the start, taking a 21-6 lead in the first seven minutes and a 42-32 halftime edge after shooting 57% with Johnson scoring 16 points.

COLUMBIA, S.C. – Wade Taylor IV knocked down 8 of his 10 shots from the field, with his only misses coming from behind the 3-point arc where he was 4 of 6, and Texas A&M led wire-to-wire in a 94-53 rout of South Carolina on Saturday.

The Aggies exploded out of the gate, racing to a 32-9 lead with 7:30 left in the first half before the Gamecocks could reach double digits and led, 50-18 by intermission. Texas A&M shot 34 of 62 from the field (54.8%) including 9 of 20 from distance and converted 17 of 21 from the line en route to its sixth straight win.

Taylor finished with 20 points to lead Texas A&M. Julius Marble and Dexter Dennis added 14 and 13 points, respectively. Henry Coleman III posted a double-double with 12 points and 11 rebounds and Khalen Robinson chipped in 12 points off the bench. In all, a dozen players figured in the scoring for the Aggies.

Zachary Davis had 13 points to lead South Carolina (8-9, 1-3 Southeastern Conference), which shot 19 of 50 from the field (38%), including 6 of 22 from long range. Meechie Johnson had 11 points and three assists.

Texas A&M snapped a six-game losing streak to South Carolina. The last five losses to the Gamecocks have been by double-digits.

Texas A&M knocked off Florida 66-63 on the road on Jan. 4 for the program's first-ever win at Gainesville and plays host for the rematch Wednesday in College Station. South Carolina plays host to Ole Miss Tuesday.

COLUMBIA, S.C. (AP) — Matthew Murrell made five 3-pointers and scored 23 points, Jayveous McKinnis had 14 points and 10 rebounds and Mississippi beat South Carolina 70-58 on Tuesday night for the Rebels' first SEC victory this season.

It was the first SEC win for Ole Miss (9-9, 1-5) since beating Georgia on Feb. 19 before losing its final four conference games last season.

Murrell scored 16 of his points in the second half, including 3-pointers on back-to-back possessions to extend the Ole Miss lead to 55-42 with 4:16 left. He finished two points shy of his season high.

Freshman Amaree Abram added eight points and James White, making his second career start, had seven points for Ole Miss, which plays No. 25 Arkansas on Saturday.

Ole Miss led 30-20 at the break after holding South Carolina to 30% shooting. The Gamecocks went seven-plus minutes without making a field goal and closed the half making just two of their final 14 shots.

Ole Miss went on a 10-0 run in the second half, with five straight points from TJ Caldwell, to take a 45-31 lead with 11 minutes left.

Star freshman Gregory Jackson II scored 15 points on 5-of-20 shooting and Chico Carter Jr. added 12 points for South Carolina (8-10, 1-4). The Gamecocks shot 37% from the field and were out-rebounded 43-31.

GAME 16

South Carolina - 71		Record: 8-8 (1-2)													
NO. Name	Min	FG	3P	FT	Rebounds	Fouls	TP	AS	TO	ST	Blocks	Shooting By Period			
10 Hayden Brown	F 26:36	5-14	1-5	0-0	3	2	5	3	11	1	2	1	0	1	4
23 Gregory "GG" Jackson II	F 34:54	6-10	2-2	2-3	1	2	3	0	5	16	1	1	2	1	1
33 Josh Gray	C 24:14	2-6	0-0	1	2	3	2	0	4	1	3	0	1	3	1
2 Chico Carter, Jr.	G 31:48	1-4	1-2	0-0	0	1	1	1	0	3	1	0	0	0	2
5 Meechie Johnson	G 35:07	9-16	0-0	2-2	1	4	6	1	2	26	6	5	0	0	10
12 Zachary Davis	07:00	1-1	0-0	0-0	1	3	4	0	0	2	0	0	0	0	5
31 Benjamin Bosmans-Vetkovc	12:04	0-0	0-0	0-0	0	0	3	0	0	3	0	0	0	0	5
1 Jacob Wright	17:00	1-3	0-0	2-2	3	0	3	1	1	4	2	0	0	1	1
30 Daniel Hawkins-Sanford	11:17	2-2	1-1	0-0	0	0	2	0	0	5	0	0	0	0	2
Team		27-56	11-20	6-7	15	17	32	15	11	71	11	15	2	1	6
Totals					4	3	7	9	3						
Technical Fouls: NONE															
Shooting By Period: 1st FG: 17/30 (56.7%), 2nd FG: 10/26 (38.5%), 3rd FG: 5/11 (45.5%), 4th FG: 6/7 (85.7%)															
Rebounds: 19 (11-8) (57.7%), 3P: 2 (0-2) (0%), FT: 6 (6-7) (85.7%)															
Blocks: 1 (1-0) (100%)															
Fast Break Points: 12 (2-0) (100%)															
Points in the Paint: 20 (10-10) (50%)															
Second-Chance Points: 12 (1-11) (18.2%)															
Timeouts: 3 (0-3) (0%)															
Ball Possession: 30:00 (15:00)															
Biggest lead: 15 (1st 13:10) (0 (1st 20:00))															
Best Scoring Run: 8 (1st 13:10) (0 (1st 20:00))															
Lead Changes: 0															
Times Tied: 0															
Time with Lead: 39:35 (00:00)															
Bench: 11 (31)															

GAME 17

Texas A&M - 94		Record: 12-5 (4-0)													
NO. Name	Min	FG	3P	FT	Rebounds	Fouls	TP	AS	TO	ST	Blocks	Shooting By Period			
15 Henry Coleman III	F 24:33	5-9	0-0	0-0	3	6	11	0	12	3	1	2	0	1	38
34 Julius Marble	F 17:10	4-8	0-1	6-7	0	0	0	3	14	0	1	1	2	0	20
0 Dexter Dennis	G 24:47	5-7	2-4	1-1	3	5	8	0	11	0	1	0	1	0	34
4 Wade Taylor IV	G 22:54	8-10	4-6	0-0	2	3	5	1	10	0	3	2	0	0	44
23 Tyrone Radford	G 23:40	2-9	0-1	0-0	3	3	6	2	2	4	3	1	1	0	31
11 Anderson Garcia	16:50	0-0	0-0	2-2	2	1	3	2	1	2	0	0	0	0	23
20 Andre Gordon	17:48	2-4	1-1	0-0	1	1	1	2	0	5	1	0	1	0	13
2 Hayden Helmer	14:28	2-4	2-4	0-0	1	1	1	0	6	0	1	0	0	0	10
13 Solomon Washington	17:31	1-2	0-0	1-2	4	6	2	1	3	0	1	0	2	0	5
1 Khalen Robinson	10:24	3-4	0-1	6-7	1	2	3	2	5	12	1	2	0	0	0
3 Erik Pratt	03:57	0-2	0-0	0-0	0	0	0	0	0	0	0	0	0	0	4
21 Javonte Brown	03:56	1-3	0-0	0-0	2	2	0	0	2	0	0	0	0	0	4
22 Davin Watkins	01:57	0-0	0-0	1-2	0	0	0	0	1	1	0	0	0	0	0
Team					2	2	2	0	0	1					
Totals		34-62	9-20	17-21	20	28	48	16	17	94	16	11	8	4	2
Technical Fouls: NONE															
Shooting By Period: 1st FG: 19/36 (52.8%), 2nd FG: 12/26 (46.2%), 3rd FG: 3/11 (27.3%), 4th FG: 10/15 (66.7%)															
Rebounds: 43 (20-23) (46.7%), 3P: 1 (0-1) (0%), FT: 17 (17-21) (81.0%)															
Blocks: 4 (1-3) (25%)															
Fast Break Points: 12 (2-0) (100%)															
Points in the Paint: 27 (10-17) (37%)															
Second-Chance Points: 12 (1-11) (18.2%)															
Timeouts: 3 (0-3) (0%)															
Ball Possession: 30:00 (15:00)															
Biggest lead: 34 (2nd 12:45) (12th 17:41)															
Best Scoring Run: 9 (1st 12:45) (12th 17:41)															
Lead Changes: 0															
Times Tied: 0															
Time with Lead: 39:28 (00:00)															
Bench: 31 (14)															

GAME 18

South Carolina - 58		Record: 8-10 (1-4)													
NO. Name	Min	FG	3P	FT	Rebounds	Fouls	TP	AS	TO	ST	Blocks	Shooting By Period			
10 Hayden Brown	F 20:50	4-7	0-2	1-2	0	2	2	5	3	9	1	1	1	0	17
23 Gregory "GG" Jackson II	F 35:56	5-20	2-8	3-5	0	7	7	0	4	16	3	1	1	0	1
33 Josh Gray	G 12:40	2-3	0-0	0-0	2	2	2	0	4	1	0	0	0	0	1
2 Chico Carter, Jr.	G 37:06	5-10	2-4	0-0	1	3	4	2	12	2	1	0	1	0	19
5 Meechie Johnson	G 34:15	2-10	1-7	0-0	1	3	4	2	2	5	1	0	0	0	19
31 Benjamin Bosmans-Vetkovc	13:08	0-0	0-0	4-6	0	1	1	3	4	1	1	3	1	0	0
1 Jacob Wright	24:31	1-3	0-0	1-1	2	3	0	0	0	0	0	0	0	0	16
12 Zachary Davis	17:09	3-4	0-0	0-0	1	3	4	0	6	0	0	0	0	0	5
30 Daniel Hawkins-Sanford	04:03	0-2	0-0	0-0	1	1	0	0	0	0	0	0	0	0	3
44 Ford Cooper Jr.	00:13	0-0	0-0	0-0	0	0	0	0	0	0	0	0	0	0	1
Team					2	3	5	0	0	0					
Totals		22-60	8-24	8-13	5	26	31	20	16	58	9	6	1	3	12
Technical Fouls: NONE															
Shooting By Period: 1st FG: 9/27 (33.3%), 2nd FG: 11/20 (55.0%), 3rd FG: 11/13 (84.6%), 4th FG: 11/13 (84.6%)															
Rebounds: 31 (16-15) (51.6%), 3P: 8 (8-12) (66.7%), FT: 16 (16-20) (80.0%)															
Blocks: 5 (1-4) (25%)															
Fast Break Points: 12 (2-0) (100%)															
Points in the Paint: 20 (10-10) (50%)															
Second-Chance Points: 8 (6-2) (75%)															
Timeouts: 3 (0-3) (0%)															
Ball Possession: 30:00 (15:00)															
Biggest lead: 16 (2nd 2:30) (0 (1st 20:00))															
Best Scoring Run: 10 (2nd 11:12) (2nd 17:41)															
Lead Changes: 0															
Times Tied: 0															
Time with Lead: 39:11 (00:00)															
Bench: 10 (13)															



GAME 19
Columbia, S.C.
Colonial Life Arena
Jan. 21, 2023
Jackson scores career-high 30; first 30-point game for a Gamecock freshman since 2010



GAME 20
Gainesville, Fla.
Exactech Arena
Jan. 25, 2023
Gray, Jackson II both have double-doubles to lead Carolina



GAME 21
Athens, Ga.
Stegeman Coliseum
Jan. 28, 2023
Bulldogs snapped a 12-game losing streak to the Gamecocks that dated back to Jan. 4, 2017

COLUMBIA, S.C. (AP) — Johni Broome had a season-high 27 points and 11 rebounds as No. 16 Auburn took control late in the opening half to run past struggling South Carolina 81-66 on Saturday.

Broome's performance helped the Tigers to their fifth straight win and offset a career-best 30 points from Gamecocks' freshman Gregory "GG" Jackson II.

The 6-foot-10 Broome took full advantage of South Carolina's undersized interior for the Tigers (16-3, 6-1 Southeastern Conference).

He hit 12 of his 17 shots in 30 minutes for his sixth double-double this season and fifth against an SEC opponent.

Auburn got out in front early, but the Gamecocks (8-11, 1-5) were still in the game despite shooting less than 20% from the floor and not hitting a field goal for more than five minutes in the first half. That's when the Tigers closed the half with a 12-3 run and eventually led by as many as 26 points in the final 20 minutes.

The Gamecocks finished a three-game homestand with three double-digit losses, all after a stunning win over Kentucky at Rupp Arena on Jan. 10. South Carolina has not led any SEC home game at any point this season.

Wendell Green Jr. had 16 points and Jaylin Williams had 12 for Auburn.

Meechie Johnson was South Carolina's only other player in double figures with 11 points.

GAINESVILLE, Fla. — Florida won for the fifth time in its last six SEC games Wednesday night, defeating South Carolina, 81-60. The Gators star big man, Colin Castleton, led the team with 18 points thanks to an efficient 7-of-10 shooting night on the team's home floor. Florida shot 47.0 percent (31-for-66) for the game.

The Gamecocks shot just 36.7 percent (22-of-60). It marked the team's fifth time shooting below 40 percent in seven conference games played this season.

Carolina trailed by just eight at the break, 34-26, as the team's exchanged buckets on both ends of the floor for portions of the opening 20 minutes. Junior forward Josh Gray was effective for the Gamecocks with seven points and five rebounds in the first half.

Florida used a 12-2 run to open up the second half that pushed its lead to 16, 46-30, with 16:30 to go. Carolina would cut it to 11 but 2 minutes later but the Gators used another big run to extend the lead to 25, 62-37, with just over 10 minutes to go.

Florida turned 15 Gamecock turnovers into 16 points and also scored 21 fastbreak points to Carolina's three.

Four of the Gators' starters scored in double figures alongside Castleton. They also got 15 points off the bench from Kowacic Reeves, who knocked down a trio of 3s.

Gray (11 points and 13 rebounds) and freshman forward Gregory "GG" Jackson II (20 points and 10 rebounds) each finished with a double-double for South Carolina. It marks the first time two Gamecocks had a double-double in the same game since Maik Kotsar and Keyshawn Bryant on Feb. 26, 2020 vs. Georgia in Columbia.

ATHENS, Ga. — Kario Oquendo scored all eight of Georgia's overtime points and the Bulldogs beat South Carolina 81-78 on Saturday, snapping a 12-game losing streak to the Gamecocks.

Jacobi Wright hit a 3-pointer to give the Gamecocks (8-13, 1-7 SEC) a two-point lead in overtime before Oquendo answered with a transition layup and four free throws for a four-point lead, Georgia's largest, with 2:25 remaining.

Trailing by two, South Carolina's Gregory "GG" Jackson missed the second of two free throws, Oquendo was fouled grabbing the rebound and he made 1 of 2 at the line. Jackson then missed a desperation turnaround 3-pointer that bounced off the back of the rim.

Oquendo made 10 of 15 from the line and finished with 16 points. Mardrez McBride made five 3-pointers and scored 17 points to lead Georgia (14-7, 4-4). Frank Anselme had 12 points and Terry Roberts 10.

Jackson scored 18 points with nine rebounds for the Gamecocks and Hayden Brown had 17 points and 10 rebounds before fouling out late in regulation. Wright made four 3-pointers and scored 13 points, Chico Carter Jr. hit four 3-pointers for his 12 points and Meechie Johnson added 11.

Georgia had not beaten South Carolina since March 11, 2016 in the SEC tournament and it didn't look like they would Saturday after trailing by 10 with 6 1/2 minutes left in regulation. But the Bulldogs tied it with a 10-0 run and a game with 13 lead changes and 10 ties remained tight.

GAME 19

Official Basketball Box Score - Final
#1617 Auburn at South Carolina
01/23/23 Colonial Life Arena, Columbia
2023-24 Men's Basketball

Game Time: 13:01 PM
Game Duration: 1:58
Attendance: 13,048
Officials: Bert Linton, Rob Rhee, Lucas Santos

NO. Name	Min	FG		3P		FT	Rebounds	Fouls	TP	AS	TO	ST	Blocks	+/-
		M/A	M/A	M/A	M/A									
2 Jaylin Williams	5:11	0:23	2:3	4:2	6:3	4	12	1	1	1	1	1	1	1
4 Johni Broome	30:19	12:17	0:0	3:3	2:9	11	14	4	27	0	1	0	2	16
1 Wendell Green Jr.	31:02	5:11	1:4	5:7	0:2	1	5	16	12	4	2	0	0	23
12 Zay Jasper	22:29	0:1	0:1	4:4	0:1	1	0	4	11	1	0	1	0	12
22 Alex Flanagan	32:04	3:7	0:2	2:2	2:8	10	1	18	3	0	2	0	0	22
0 K.D. Johnson	17:31	1:4	0:1	0:0	1:1	4	1	4	1	2	0	0	0	0
44 Dylan Cardwell	09:30	1:1	0:0	0:0	0:0	2	1	2	0	0	0	1	2	-1
3 Trey Donaldson	06:58	0:4	0:1	1:2	0:1	2	1	1	1	1	1	0	0	-8
24 Lor Bertram	07:58	0:1	0:1	1:2	0:2	2	1	1	0	1	0	0	0	-7
21 Yohann Traore	09:41	3:6	2:5	0:2	0:1	1	0	1	8	0	0	0	0	-1
Team		0	0	0	0	0	0	0	0	0	0	0	0	
Totals	30:40	3:17	18:25	10:25	33:16	23	33	21	20	9	8	4	2	15

GAME 20

Official Basketball Box Score - Final
South Carolina at Florida
01/25/23 Exactech Arena at Student Center, Gainesville
2023-24 Men's Basketball

Game Time: 7:30 PM
Game Duration: 2:18
Attendance: 11,333
Officials: Tony Greene, Owen Shortt, Keith Komba

NO. Name	Min	FG		3P		FT	Rebounds	Fouls	TP	AS	TO	ST	Blocks	+/-
		M/A	M/A	M/A	M/A									
10 Hayden Brown	08:59	1:0	0:1	0:0	0:1	5	0	2	3	1	1	1	0	112
23 Gregory "GG" Jackson II	31:42	7:18	1:3	5:8	2	8	10	7	20	2	2	1	1	111
1 Jacoby Wright	25:31	1:7	0:1	0:0	0:1	1	0	0	2	2	0	1	0	10
2 Chico Carter Jr.	31:58	5:8	2:3	0:0	0:2	2	0	12	0	1	0	1	0	119
5 Meechie Johnson	29:56	1:7	1:4	0:0	0:1	2	0	3	0	3	0	0	0	325
33 Josh Gray	20:39	4:8	0:0	3:7	5	13	3	6	11	0	0	1	0	113
12 Zachary Davis	15:50	0:2	0:1	2:2	2	2	1	2	2	0	0	0	0	-13
31 Benjamin Bosmans-Verdonk	09:38	0:1	0:0	0:0	1	1	1	1	0	0	0	0	0	-19
30 Daniel Harkins-Sanford	09:14	2:3	0:0	0:0	1	2	1	2	4	1	1	0	0	-5
44 Ford Cooper Jr.	08:11	1:1	1:1	0:0	0:2	2	0	2	1	0	0	0	0	-9
4 Troy Vaughn Minott	03:38	0:0	0:0	1:2	0:1	0	1	0	1	0	0	0	0	5
14 Eli Sparkman	02:47	0:0	0:0	0:0	0:2	2	0	2	0	0	0	0	0	1
21 Ja'Von Benson	02:47	0:2	0:0	0:0	0:1	0	1	0	0	0	0	1	0	1
Team		22	40	5	11	23	5	3	0	0	0	0	0	
Totals	22:40	5:14	11:19	12:39	45:15	23	45	15	5	4	9	21		

GAME 21

Official Basketball Box Score - Final
South Carolina at Georgia
01/28/23 Stegeman Coliseum, Athens
2023-24 Men's Basketball

Game Time: 7:30 PM
Game Duration: 2:18
Attendance: 11,333
Officials: Anthony Jordan, Todd Austin, Jason Barber

NO. Name	Min	FG		3P		FT	Rebounds	Fouls	TP	AS	TO	ST	Blocks	+/-
		M/A	M/A	M/A	M/A									
10 Hayden Brown	31:10	7:10	2:5	1:2	6	4	10	5	2	17	2	0	0	0
23 Gregory "GG" Jackson II	35:13	8:19	2:7	4:6	5	9	3	5	18	3	7	4	0	-3
33 Josh Gray	32:14	9:5	0:0	0:0	2	6	4	0	1	0	2	0	0	-3
2 Chico Carter Jr.	33:55	8:7	4:5	0:0	0	0	1	0	1	0	12	1	2	0
5 Meechie Johnson	37:59	4:17	1:8	2:2	2	3	5	1	11	5	3	1	0	1
1 Jacoby Wright	32:19	4:8	4:5	1:2	0	1	4	1	1	1	1	0	0	-4
12 Zachary Davis	10:59	0:0	0:0	0:0	0	3	1	0	1	0	0	0	0	-1
31 Benjamin Bosmans-Verdonk	16:37	1:1	0:0	1:2	2	2	4	2	3	0	0	1	0	-3
44 Ford Cooper Jr.	05:14	0:1	0:1	0:0	0	1	0	0	0	0	0	0	0	2
Team		0	0	0	3	3	0	0	0	0	0	0	0	
Totals	28:48	13:31	19:14	12:25	42:21	12	12	78	13	17	2	3	3	3

South Carolina - 66
Record: 8-11 (1-5)
Technical Fouls: NONE

NO. Name	Min	FG	3P	FT	Rebounds	Fouls	TP	AS	TO	ST	Blocks	+/-
10 Hayden Brown	19:29	1:4	1:3	4:6	1	2	3	4	3	2	5	3
23 Gregory "GG" Jackson II	33:37	10:21	4:8	6:8	3	5	2	4	30	2	1	2
1 Jacoby Wright	31:18	0:1	0:0	0:0	2	2	1	1	0	0	0	-21
2 Chico Carter Jr.	33:22	3:8	1:6	1:2	2	2	5	1	8	0	2	0
5 Meechie Johnson	37:57	2:11	1:9	6:6	0	6	3	3	11	5	1	0
33 Josh Gray	21:02	2:4	0:0	2:2	5	3	8	1	2	6	0	0
12 Zachary Davis	19:05	1:4	0:2	0:0	4	0	4	0	2	1	1	0
31 Benjamin Bosmans-Verdonk	06:13	0:0	0:0	0:0	2	2	2	1	0	0	0	-3
44 Ford Cooper Jr.	04:57	1:3	0:0	0:0	1	1	1	1	1	0	0	-8
Team		2	1	3	0	0	0	0	0	0	0	
Totals	20:56	7:28	19:24	12:23	35	23	35	8	14	8	2	4

Florida - 81
Record: 12-8 (1-6)
Technical Fouls: NONE

NO. Name	Min	FG	3P	FT	Rebounds	Fouls	TP	AS	TO	ST	Blocks	+/-
12 Colin Castleton	21:55	7:10	0:1	4:5	1	2	3	4	18	3	2	0
0 Myson Jones	33:10	3:10	0:5	5:5	3	7	10	3	2	9	6	0
1 Kyle Richard	27:08	2:9	2:1	4:4	1	6	7	0	10	2	1	1
11 Kyle Lofton	30:13	5:7	0:2	0:0	3	3	3	1	10	3	0	0
34 Riley Lofton	26:32	6:9	2:4	0:2	0	1	1	2	14	0	0	0
14 Kwacice Reeves	23:19	6:12	3:7	0:1	4	4	0	11	15	0	0	1
33 Jason Jibboh	14:48	2:4	0:0	1:2	0	2	5	1	5	0	1	0
2 Trey Boham	12:31	0:3	0:2	0:0	0	3	0	3	0	4	0	0
4 Nies Lane	05:30	0:0	0:0	0:0	0	0	0	0	0	0	0	0
10 Aleks Szymczyk	02:12	0:1	0:1	0:0	0	0	0	0	0	0	0	0
10 Denzel Abernethy	01:58	0:1	0:0	0:0	0	0	0	0	0	0	0	0
20 Jack May	00:52	0:0	0:0	0:0	0	0	0	0	0	0	0	-3
21 Alex Klasky	00:52	0:0	0:0	0:0	0	0	0	0	0	0	0	-3
Team		1	2	3	0	0	0	0	0	0	0	
Totals	31:46	1:27	12:17	6:30	18	15	8	21	5	19	4	21

Georgia - 81
Record: 14-7 (4-4)
Technical Fouls: NONE

NO. Name	Min	FG	3P	FT	Rebounds	Fouls	TP	AS	TO	ST	Blocks	+/-
12 Matthew Alexander-Monrice	19:33	4:5	0:0	0:0	1	2	1	1	2	1	0	0
5 Frank Anselme	33:55	6:9	0:0	0:0	4	4	3	0	12	0	0	1
9 Terry Roberts	41:21	4:12	0:2	2:3	0	3	3	2	10	9	4	3
3 Kario Oquendo	31:25	3:9	0:2	10:15	2	4	5	2	10	6	2	1
4 Jusuan Holt	31:27	1:5	0:2	6:6	2	6	2	3	8	1	1	5</

51
66

GAME 22
Columbia, S.C.
Colonial Life Arena
Jan. 31, 2023
Carolina has lost six-straight games in conference play

63
65

GAME 23
Columbia, S.C.
Colonial Life Arena
Feb. 4, 2023
Gray scores 20 points and pulls down 14 rebounds (both career highs)

74
83

GAME 24
Columbia, Mo.
Mizzou Arena
Feb. 7, 2023
Jackson II scores game high 23 off bench ; Mizzou sinks 12 3s

COLUMBIA, S.C. – Shakeel Moore scored a career-high 22 points, Tolu Smith had 15 points and eight rebounds and Mississippi State beat South Carolina 66-51 on Tuesday night for its second SEC victory of the season.

Mississippi State (14-8, 2-7), which was coming off an 81-74 victory over No. 11 TCU behind Smith's career-high 27 points and 13 rebounds, posted back-to-back victories for the first time since opening the season 11-0.

Mississippi State closed the first half on an 11-4 run and opened the second by scoring six straight points for a 38-26 lead. The Bulldogs extended it to 66-46 after making seven straight shots and holding South Carolina without a field goal for four-plus minutes.

Gregory "GG" Jackson II led South Carolina with 15 points. Meechie Johnson also scored in double figures with 13.

Carolina shot just 34.0 percent (18-53) for the game. MSU shot 52.9 percent (27-51), including 61.9 percent (13-21) in the second half.

COLUMBIA, S.C. — Jalen Graham came off the bench to score 16 points and Arkansas held off South Carolina 65-63 on Saturday.

Graham sank 8 of 10 shots from the floor for the Razorbacks (16-7, 5-5 Southeastern Conference), who earned their first true road win of the season. Davonte Davis hit 7-3 three-pointers and scored 15. Anthony Black totaled 13 points six rebounds, four assists and two blocks. Ricky Council IV scored 10.

Josh Gray scored a career-high 20 points — 11 more than his previous best — for the Gamecocks (8-15, 1-9), who have lost seven straight. Gray matched his career best with 14 rebounds — set last time out in a loss to Mississippi State. Meechie Johnson also scored 20, sinking 5 of 8 shots from 3-point range. Hayden Brown added 10 points. Five players did all the scoring for the Gamecocks.

Graham had 12 points on 6-of-7 shooting and Davis buried a 3-pointer with 18 seconds left to send the Razorbacks into halftime with a 36-27 lead. Arkansas shot 57.7% from the floor before intermission (15 of 26).

The Razorbacks took their biggest lead at 47-35 on a jumper by Council with 14:05 left to play. Johnson sandwiched two 3-pointers around a Jacobi Wright layup — off a steal by Johnson — to pull the Gamecocks within 58-57 at the 5:09 mark. Gray followed with two free throws and South Carolina went ahead for the first time since leading 10-9.

Arkansas regained the lead with 2:53 remaining on two free throws from Black after he grabbed an offensive rebound and was fouled by Gray. Gray scored twice on dunks, but Council and Black answered with layups and the Razorbacks led 64-63 with 1:21 to go.

COLUMBIA, Mo. (AP) — Kobe Brown scored 19 points to lead four in double figures as Missouri rolled past South Carolina 83-74 on Tuesday night.

Missouri (18-6, 6-5 SEC), which rebounded from a 63-52 loss at Mississippi State, has won four of its last five games while South Carolina (8-16, 1-10) has lost eight straight.

Brown also made two 3-pointers to go with eight rebounds and six assists for the Tigers, who shot 51% overall, made 12 of 25 from long range and 17 of 21 free throws. Sean East II added 15 points, Nick Honor had 14 and D'Moi Hodge 12 on four 3-pointers.

Gregory Jackson II scored 23 points on 8-of-12 shooting for South Carolina. Hayden Brown added 19 points and Jacobi Wright had 11. The Gamecocks shot 52% from the floor but 13 of 21 (62%) from the free-throw line.

Missouri took the lead for good early in the second half and pulled away with a 12-3 run for a 78-66 lead with 2:43 to play. East and Honor each made a 3-pointer during the stretch.

Missouri is 17-0 when scoring at least 70 points. South Carolina plays at Mississippi and Missouri is at Tennessee in Saturday games.

GAME 22

Official Basketball Box Score - Final													Game Time: 0:17:41				
Mississippi St. at South Carolina													Game Duration: 1:52				
01/01/23 Colonial Life Arena, Columbia													Attendance: 11,558				
2023-24 Men's Basketball													Officials: Pat Adams, Joe Lindsay, Orlando Poole				
Mississippi St. - 66																	
Record: 14-4 (2-7)																	
NO.	NAME	MIN	FG	3P	FT	REBOUNDS	FOULS	TP	AS	TO	ST	BLOCKS	SHOOTING BY PERIOD	PTS	FG%	3PT%	FT%
0	D.J. Jeffries	26	13	2	0	4	2	3	7	1	2	1	0	0	2	17	14.3%
1	Tolu Smith	23	2	0	0	15	1	1	0	1	1	1	0	0	2	2	100%
4	Cameron Matthews	26	3	0	1	2	1	3	1	2	8	3	0	0	12	15	21.4%
5	Shakeel Moore	28	9	1	2	4	3	4	2	3	4	5	0	0	21	25	40.9%
10	Dashawn Davis	34	11	4	0	2	4	5	0	2	5	0	0	0	16	69	66.7%
13	Will McKlar Jr.	18	0	1	0	4	5	0	0	1	0	1	0	0	0	0	0
11	Eric Reed, Jr.	12	0	0	1	0	2	0	1	0	3	0	0	0	0	0	0
14	Tyler Stevenson	17	2	0	0	0	2	2	1	1	2	0	2	1	0	0	0
20	Shawn Jones, Jr.	01	0	0	0	0	2	0	0	0	0	0	0	0	0	0	0
21	Martavious Russell	05	0	0	0	0	0	0	0	0	0	0	0	0	0	0	0
Team			0														
Totals			27-51 (53.3%) 12-22 (54.5%) 18-16 (62.5%) 11-4 (72.7%) 15														

Official Basketball Box Score - Final													Game Time: 0:17:41					
Arkansas at South Carolina													Game Duration: 1:52					
02/04/23 Colonial Life Arena, Columbia													Attendance: 11,558					
2023-24 Men's Basketball													Officials: Pat Adams, Joe Lindsay, Orlando Poole					
Arkansas - 65																		
Record: 16-7 (5-5)																		
NO.	NAME	MIN	FG	3P	FT	REBOUNDS	FOULS	TP	AS	TO	ST	BLOCKS	SHOOTING BY PERIOD	PTS	FG%	3PT%	FT%	
15	Maki Michel	05	0	0	0	1	2	0	0	0	0	0	0	0	0	0	0	0
22	Maki Michel	19	2	0	0	1	3	4	2	5	0	0	0	0	0	0	0	0
0	Anthony Black	40	10	4	0	1	5	6	3	4	13	4	2	1	2	1	2	1
1	Ricky Council IV	40	10	4	0	3	2	3	3	10	8	0	0	0	0	0	0	0
4	Davonte Davis	40	10	5	0	1	2	4	4	3	15	2	3	2	0	0	0	0
13	Jordan Walsh	32	2	0	0	1	0	0	0	2	1	1	0	0	0	0	0	0
11	Jalen Graham	21	3	0	1	0	0	0	1	2	0	16	1	3	0	0	0	0
20	Kamani Johnson	01	0	0	0	0	0	0	0	0	0	0	0	0	0	0	0	0
Team			0															
Totals			26-55 (47.3%) 10-22 (45.5%) 14-13 (84.6%) 11-11 (100%) 3-2															

GAME 23

Official Basketball Box Score - Final													Game Time: 0:17:41					
South Carolina at Missouri													Game Duration: 1:52					
02/07/23 Mizzou Arena, Columbia													Attendance: 8,138					
2023-24 Men's Basketball													Officials: Chuck Jones, Anthony Jordan, James Bradley					
South Carolina - 74																		
Record: 8-16 (1-10)																		
NO.	NAME	MIN	FG	3P	FT	REBOUNDS	FOULS	TP	AS	TO	ST	BLOCKS	SHOOTING BY PERIOD	PTS	FG%	3PT%	FT%	
10	Hayden Brown	35	8	1	0	3	3	6	2	3	19	3	1	1	1	1	1	0
33	Josh Gray	22	3	0	0	3	4	2	7	1	2	9	0	1	1	0	0	0
1	Jacobi Wright	25	3	0	0	1	2	2	1	4	5	2	0	0	0	0	0	0
2	Chico Carter, Jr.	38	13	3	0	0	4	4	2	0	14	0	0	0	0	0	0	0
5	Meechie Johnson	35	17	3	0	1	4	5	2	2	5	2	0	0	0	0	0	0
31	Benjamin Bosmans-Venkovic	14	0	0	0	0	2	0	0	0	0	1	0	0	0	0	0	0
12	Zachary Davis	28	3	0	0	0	2	2	2	2	0	0	0	0	0	0	0	0
23	Gregory "GG" Jackson II	26	3	0	0	2	2	2	2	2	0	0	1	0	0	0	0	0
12	Zachary Davis	04	0	0	0	0	0	0	0	0	0	0	0	0	0	0	0	0
Team			0															
Totals			26-50 (52.0%) 12-25 (48.0%) 19-21 (90.5%) 12-16 (75.0%) 13-14 (92.9%) 2															

Official Basketball Box Score - Final													Game Time: 0:17:41					
Missouri at South Carolina													Game Duration: 1:52					
02/07/23 Mizzou Arena, Columbia													Attendance: 8,138					
2023-24 Men's Basketball													Officials: Chuck Jones, Anthony Jordan, James Bradley					
Missouri - 83																		
Record: 18-6 (6-5)																		
NO.	NAME	MIN	FG	3P	FT	REBOUNDS	FOULS	TP	AS	TO	ST	BLOCKS	SHOOTING BY PERIOD	PTS	FG%	3PT%	FT%	
24	Kobe Brown	31	29	6	1	0	2	5	4	8	19	6	1	3	0	0	0	0
35	Nick Honor	37	14	1	2	2	4	2	2	8	2	1	0	0	0	0	0	0
4	DeAndre Gholston	24	5	2	0	1	2	3	3	2	5	3	0	0	0	0	0	0
5	D'Moi Hodge	34	6	4	0	1	3	4	2	0	12	1	2	5	0	1	2	
10	Nick Honor	30	6	4	0	1	1	0	1	0	14	2	0	0	0	0	0	
0	Mohamed Diarra	18	1	1	2	1	2	1	2	5	1	0	0	0	0	0	0	
55	Sean East II	29	2	1	4	0	2	2	4	15	2	2	0	0	0	0	0	
23	Aidan Shaw	09	2	1	0	0	1	1	1	5	0	0	0	0	0	0	0	
Team			0															
Totals			27-53 (50.9%) 12-25 (48.0%) 19-21 (90.5%) 12-16 (75.0%) 13-14 (92.9%) 2															


GAME 24

Official Basketball Box Score - Final													Game Time: 0:17:41					
Arkansas at South Carolina													Game Duration: 1:52					
02/04/23 Colonial Life Arena, Columbia													Attendance: 11,558					
2023-24 Men's Basketball													Officials: Pat Adams, Joe Lindsay, Orlando Poole					
Arkansas - 65																		
Record: 16-7 (5-5)																		
NO.	NAME	MIN	FG	3P	FT	REBOUNDS	FOULS	TP	AS	TO	ST	BLOCKS	SHOOTING BY PERIOD	PTS	FG%	3PT%	FT%	
15	Maki Michel	05	0	0	0	1	2	0	0	0	0	0	0	0	0	0	0	0
22	Maki Michel	19	2	0	0	1	3	4	2	5	0	0	0	0	0	0	0	0
0	Anthony Black	40	10	4	0	1	5	6	3	4	13	4	2	1	2	1	2	1
1	Ricky Council IV	40	10	4	0	3	2	3	3	10	8	0	0	0	0	0	0	0
4	Davonte Davis	40	10	5	0	1	2	4	4	3	15	2	3	2	0	0	0	0
13	Jordan Walsh	32	2	0	0	1	0	0	0	2	1	1	0	0	0	0	0	0
11	Jalen Graham	21	3	0	1	0	0	0	1	2	0	16	1	3	0	0	0	0
20	Kamani Johnson	01	0	0	0	0	0	0	0	0	0	0	0	0	0	0	0	0
Team			0															
Totals			26-55 (47.3%) 10-22 (45.5%) 14-13 (84.6%) 11-11 (100%) 3-2															

Official Basketball Box Score - Final													Game Time: 0:17:41					
Missouri at South Carolina													Game Duration: 1:52					
02/07/23 Mizzou Arena, Columbia													Attendance: 8,138					
2023-24 Men's Basketball													Officials: Chuck Jones, Anthony Jordan, James Bradley					
Missouri - 83																		
Record: 18-6 (6-5)																		
NO.	NAME	MIN	FG	3P	FT	REBOUNDS	FOULS	TP	AS	TO	ST	BLOCKS	SHOOTING BY PERIOD	PTS	FG%	3PT%	FT%	
24	Kobe Brown	31	29	6	1	0	2	5	4	8	19	6	1	3	0	0	0	0
35	Nick Honor	37	14	1	2	2	4	2	2	8	2	1	0	0	0	0	0	0
4	DeAndre Gholston	24	5	2	0	1	2	3	3	2	5	3	0	0	0	0	0	0
5	D'Moi Hodge	34	6	4	0	1	3	4	2	0	12	1	2	5	0	1	2	
10	Nick Honor	30	6	4	0	1	1	0	1	0	14	2	0	0	0	0	0	
0	Mohamed Diarra	18	1	1	2	1	2	1	2	5	1	0	0	0	0	0	0	
55	Sean East II	29	2	1	4	0	2	2	4	15	2	2	0	0	0	0	0	



GAME 25
 Oxford, Miss.
 Colonial Life Arena
 Feb. 11, 2023
Wright scores career-high 17 in just fourth win all-time for program in Oxford



GAME 26
 Columbia, S.C.
 Colonial Life Arena
 Feb. 14, 2023
Meechie Johnson led South Carolina with 19 points



GAME 27
 Baton Rouge, La.
 Pete Maravich Assembly Center
 Feb. 18, 2023
1 p.m. (ET) - SEC Network

OXFORD, Miss. (AP) — Meechie Johnson made a three-point play and Jacobi Wright drilled a 3-pointer from the corner with 44 seconds left to lift South Carolina past Ole Miss, 64-61 on Saturday.

Ole Miss hit 6 of 14 shots from behind the 3-point arc in the first half but went 0-9 over the final 20 minutes and missed opportunities to close out a win. With a two-point lead and 2:24 to play the Rebels worked for an open look and found Myles Burns with an open lane to the basket. He could not get his open look to fall and, after Chico Carter Jr. was whistled for an intentional foul, Burns missed both free throws.

Tye Fagan hit two free throws with 1:31 left to give Ole Miss a four-point lead, 59-55, Johnson drove the lane for a layup and added a free throw to get the Commodores within one, and after Fagan turned it over, Wright buried a wide-open 3-pointer to take the lead. Johnson added 3 of 4 from the line to put the game out of reach and Fagan added a layup with a second left for the final margin.

Hayden Brown scored 18 points to lead South Carolina (9-16, 2-10 Southeastern Conference). Wright hit 3 of 5 from distance and scored 17 points with five boards and four assists. Johnson contributed 13 points.

Fagan led Ole Miss (10-15, 2-10) with 17 points. Robert Allen finished with 10 points and seven rebounds.

Mississippi plays at Florida Wednesday. South Carolina travels to face Vanderbilt Tuesday.

COLUMBIA, S.C. (AP) — Liam Robbins scored 24 points and grabbed eight rebounds, Ezra Manjon added 15 points and Vanderbilt beat South Carolina 75-64 on Tuesday night for its fourth straight conference victory.

Vanderbilt (14-12, 7-6 SEC) has its first four-game winning streak in SEC play since the 2016-17 season. The win also gave the Commodores their first season sweep of South Carolina since 2013.

Tyrin Lawrence had 11 points and Myles Stute scored 10 for Vanderbilt.

Vanderbilt held South Carolina to just 12 points through the opening 14 minutes and led 25-12. The Commodores also struggled shooting in the first half at 35% but controlled the glass 30-15 for a 40-28 advantage in field-goal attempts.

GAME 25

Official Basketball Box Score - Final
South Carolina at Ole Miss
 02/11/23 The Sandy and John Black Pavilion at Ole Miss, Oxford, Miss.
 2023-24 Ole Miss Men's Basketball
 Game Time: 12:00 PM
 Game Duration: 2:02
 Attendance: 5,038
 Officials: Bart Laron, Patrick Evans, Brian Dorsey

South Carolina - 64																	
Record: 9-16 (2-10)																	
NO.	Name	Min	FG	SP	FT	Rebounds	Fouls	TP	AS	TO	ST	Blocks	+/-				
			M/A	M/A	M/A	OR	DR	FF	FD	PF	FT	BB	BA				
10	Hayden Brown	F	26:36	6-13	2-5	4-5	2	2	4	2	6	18	1	2	0	0	11
33	Josh Gray	C	25:12	1-5	0-0	1-6	3	10	13	2	4	3	1	2	1	1	0
1	Jacobi Wright	G	35:22	6-9	3-5	2-2	1	4	5	4	1	17	4	3	1	0	9
2	Chico Carter, Jr.	G	31:55	2-6	2-6	0-0	0	0	3	0	8	11	2	0	0	1	7
5	Meechie Johnson	G	34:50	4-10	1-6	4-5	0	2	2	1	3	13	3	1	0	0	3
23	Gregory "GG" Jackson II	F	12:08	2-5	1-2	0-0	0	1	1	1	0	5	0	4	0	1	-15
31	Benjamin Bosmans-Warlock	F	13:37	0-1	0-0	0-0	0	2	2	1	1	0	1	0	0	0	0
12	Zachary Davis	F	13:04	0-1	0-1	2-2	0	0	0	1	1	2	2	2	0	0	0
Team						3	4	7									
Totals			21-50	9-25	13-20	9	25	34	15	15	24	12	15	8	2	2	3

Ole Miss - 61																	
Record: 10-15 (2-10)																	
NO.	Name	Min	FG	SP	FT	Rebounds	Fouls	TP	AS	TO	ST	Blocks	+/-				
			M/A	M/A	M/A	OR	DR	FF	FD	PF	FT	BB	BA				
3	Myles Burns	F	25:17	3-6	1-3	0-2	3	2	5	2	3	7	1	2	3	0	-7
4	Jaamari Brinkfield	F	28:28	3-7	1-5	0-0	0	6	6	4	0	7	2	0	4	0	-6
21	Robert Allen	F	28:45	4-11	0-0	2-2	4	3	7	2	3	10	1	1	1	0	7
2	TJ Caldwell	F	13:04	1-5	0-3	1-2	1	2	3	0	1	3	3	0	0	1	-1
11	Mathew Murrell	G	35:23	2-6	2-2	0	2	2	5	1	8	1	2	0	1	0	6
14	Tye Fagan	G	25:52	4-7	1-2	6-10	0	1	1	2	5	19	2	2	1	0	-3
00	Jayvaus McKinnis	G	08:58	1-3	0-0	0-2	1	1	2	0	1	2	0	0	1	1	-2
1	Amaree Abram	F	18:23	2-6	1-4	2-2	0	0	1	1	7	4	3	2	0	0	-5
10	Theo Akwuba	F	04:52	0-0	0-0	0-0	0	0	1	0	0	0	0	0	0	0	0
Team						1	6	7									
Totals			20-54	6-23	15-22	10	24	34	16	13	21	11	1	2	2	3	

SC		OM		Points from		Turnovers		Period by Period Scoring	
1st	2nd	1st	2nd	SC	OM	1st	2nd	TOT	
Biggest Lead	5 (2 nd 0:05)	9 (1 st 11:23)	14	14	16	14	16		
Best Scoring Run	6 (2 nd 0:05)	6 (1 st 4:56)	Paint	18	24	SC	35	29	64
Lead Changes	3	Second Chance	9	10	OM	38	23	61	
Times Tied	7	Fast Breaks	6	12					
Time with Lead	02:46	31:20	Bench	7	26				



GAME 26

Official Basketball Box Score - Final
Vanderbilt at South Carolina
 02/14/23 Colonial Life Arena, Columbia
 2023-24 South Carolina Men's Basketball
 Game Time: 6:30 PM
 Game Duration: 1:58
 Attendance: 5,036
 Officials: Will Howard, Keith Kirby, Courtney Greene

Vanderbilt - 75																	
Record: 14-12 (7-6)																	
NO.	Name	Min	FG	SP	FT	Rebounds	Fouls	TP	AS	TO	ST	Blocks	+/-				
			M/A	M/A	M/A	OR	DR	FF	FD	PF	FT	BB	BA				
10	Myles Stute	F	26:36	3-10	3-10	1-2	2	3	5	4	1	10	2	2	0	0	11
21	Liam Robbins	C	29:43	8-14	3-3	5-10	5	3	8	2	7	24	0	0	0	3	16
0	Tyrin Lawrence	G	30:29	4-11	1-6	2-3	1	6	7	1	3	11	2	0	1	0	13
5	Ezra Manjon	G	31:11	5-9	0-3	5-6	1	3	4	0	5	15	6	1	0	0	13
12	Trey Thomas	G	24:16	2-7	2-7	0-0	2	3	5	1	0	6	1	1	0	0	16
3	Paul Lewis	F	10:25	1-3	1-2	0-0	0	1	1	0	0	3	1	0	1	0	0
4	Jordan Wright	F	19:52	0-5	0-4	2-2	1	7	8	2	1	2	2	2	0	1	1
42	Quentin Miller-Brown	F	10:17	1-2	0-0	0-0	3	1	4	1	0	2	1	0	0	0	-5
1	Colin Smith	F	14:42	0-2	0-2	0-0	3	0	3	1	1	0	0	1	0	0	-6
2	Noah Shelby	G	02:29	1-2	0-0	0-0	0	0	0	1	0	2	0	0	0	0	-7
Team						1	2	3									
Totals			25-65	10-37	15-23	19	29	48	13	12	75	14	9	4	3	1	

South Carolina - 64																	
Record: 9-17 (2-11)																	
NO.	Name	Min	FG	SP	FT	Rebounds	Fouls	TP	AS	TO	ST	Blocks	+/-				
			M/A	M/A	M/A	OR	DR	FF	FD	PF	FT	BB	BA				
10	Hayden Brown	F	31:49	5-12	0-4	1-1	4	3	7	5	3	11	2	4	1	0	5
33	Josh Gray	C	23:29	1-2	0-0	0-2	1	1	12	4	1	2	0	1	0	0	6
1	Jacobi Wright	G	33:05	1-6	0-1	3-4	0	2	2	3	3	5	3	1	0	0	-2
2	Chico Carter, Jr.	G	34:37	4-10	3-5	4-4	0	2	2	2	2	15	0	1	0	0	-2
5	Meechie Johnson	G	33:57	5-14	3-7	6-6	1	2	3	1	3	19	3	2	0	0	0
23	Gregory "GG" Jackson II	F	15:57	1-7	0-0	0-0	0	1	1	0	0	2	0	0	0	0	0
31	Benjamin Bosmans-Warlock	F	08:13	0-0	0-0	0-0	1	0	1	0	0	0	0	0	0	0	0
12	Zachary Davis	F	13:11	1-2	0-0	0-0	2	2	1	0	0	5	1	0	1	0	0
30	Daniel Hawkins-Sanford	F	05:32	3-5	0-2	1-1	0	1	0	1	1	7	0	0	0	0	0
Team						2	1	3									
Totals			21-58	7-27	15-18	10	24	34	18	13	64	10	1	2	1	3	1

VAN		USC		Points from		Turnovers		Period by Period Scoring	
1st	2nd	1st	2nd	VAN	USC	1st	2nd	TOT	
Biggest Lead	22 (2 nd 19:20)	2 (1 st 18:09)	13	14	14	14	16		
Best Scoring Run	15 (1 st 12:51)	8 (2 nd 17:15)	Paint	22	24	VAN	38	37	75
Lead Changes	0	Second Chance	22	13					
Times Tied	0	Fast Breaks	4	5					
Time with Lead	37:30	00:30	Bench	9	12				



THE LAST TIME IN SOUTH CAROLINA BASKETBALL...

AN INDIVIDUAL ...

Scored 20 or more points:	South Carolina: Gregory "GG" Jackson II, at Missouri (Feb. 7, 2023), in Columbia, Mo. Opponent: Liam Robbins (24), Vanderbilt (Feb. 14, 2023) in Columbia, S.C.
Scored 30 or more points:	South Carolina: Gregory "GG" Jackson II (30) vs. No. 16/17 Auburn (Jan. 21, 2023) in Columbia, S.C. Opponent: Devontae Shuler (31), vs. Ole Miss (Feb. 13, 2021), in Columbia, S.C.
Scored 35 or more points:	South Carolina: Sindarius Thornwell (44) vs. Alabama (Feb. 7, 2017) in Columbia, S.C. Opponent: Emoni Bates (36), Eastern Michigan (Dec. 30, 2022), in Columbia, S.C.
Scored 40 or more points:	South Carolina: Sindarius Thornwell (44), vs. Alabama (Feb. 7, 2017) in Columbia, S.C. Opponent: Austin Carr (43), Notre Dame (Dec. 30, 1969) in New Orleans, La.
Collected 20 or more rebounds:	South Carolina: Sindarius Thornwell (21), vs. Alabama (Feb. 7, 2017) in Columbia, S.C. Opponent: Ekpe Udoh (20), Baylor, (Jan. 2, 2010) in Columbia, S.C.
Collected 15 or more rebounds:	South Carolina: Gregory "GG" Jackson II (16), vs. Western Kentucky (Dec. 22, 2022), in Columbia, S.C. Opponent: Henry Coleman III (15), Texas A&M (Jan. 29, 2022) in College Station, Texas
Made 12 or more field goals:	South Carolina: Jermaine Couisnard (12) vs. LSU (Feb. 19, 2022) in Columbia, S.C. Opponent: Johni Broome (12), No. 16/17 Auburn (Jan. 21, 2023) in Columbia, S.C.
Made 10 or more field goals:	South Carolina: Gregory "GG" Jackson II (10), vs. No. 16/17 Auburn (Jan. 21, 2023) in Columbia, S.C. Opponent: Olivier Nkambhoua (10), No. 8/9 Tennessee (Jan. 7, 2023), in Columbia, S.C.
Attempted 20 or more field goals:	South Carolina: Gregory "GG" Jackson II (21), vs. No. 16/17 Auburn (Jan. 21, 2023) in Columbia, S.C. Opponent: Iverson Molinar (20), Mississippi State (March 10, 2022) in Tampa, Fla.
Attempted 25 or more field goals:	South Carolina: Sindarius Thornwell (25), vs. Alabama (Feb. 7, 2017) in Columbia, S.C. Opponent: Emoni Bates (25), Eastern Michigan (Dec. 30, 2022), in Columbia, S.C.
Dished 10 or more assists:	South Carolina: Jermaine Couisnard (10), vs. Miss. State (March 3, 2020) in Columbia, S.C. Opponent: Wendell Green Jr. (12), No. 16/17 Auburn (Jan. 21, 2023) in Columbia, S.C.
Swiped 5 or more steals:	South Carolina: Erik Stevenson (6), vs. Princeton (Nov. 12, 2021) in Asheville, N.C. Opponent: D'Moi Hodge (5), Missouri (Feb. 7, 2023), in Columbia, Mo.
Blocked 5 or more shots:	South Carolina: Maik Kotsar (6), vs. North Greenville (Dec. 31, 2018) in Columbia, S.C. Opponent: Liam Robbins (6), Vanderbilt (Jan. 3, 2023), in Nashville, Tenn.
Made 5 or more 3-point field goals:	South Carolina: Meechie Johnson (5), vs. Arkansas (Feb. 4, 2023), in Columbia, S.C. Opponent: Mardrez McBride (5), Georgia (Jan. 28, 2023) in Athens, Ga.
Attempted 8 or more 3-point field goals:	South Carolina: Meechie Johnson (8), at Missouri (Feb. 7, 2023), in Columbia, Mo. Opponent: Myles Stute (10), Vanderbilt (Feb. 14, 2023) in Columbia, S.C.
Made 10 or more free throws:	South Carolina: AJ Lawson (12), vs. Cleveland State (Nov. 15, 2019) in Columbia, S.C. Opponent: Kario Oquendo (10), Georgia (Jan. 28, 2023) in Athens, Ga.
Attempted 15 or more free throws:	South Carolina: Chris Silva (16), vs. Georgia (March 9, 2019) in Columbia, S.C. Opponent: Kario Oquendo (10), Georgia (Jan. 28, 2023) in Athens, Ga.
Played all 40 minutes of regulation:	South Carolina: AJ Lawson, at LSU (Jan. 16, 2021) in Baton Rouge, La. Opponent: Anthony Black, Ricky Council IV & Davonte Davis, Arkansas (Feb. 4, 2023), in Columbia, S.C.
A player hit a last-second shot (within 3 seconds) to win a game:	South Carolina: Chico Carter Jr. (10-foot transition jumper), vs. Clemson, (Nov. 11, 2022), in Columbia, S.C. Opponent: JJ Frazier (Free Throws), Georgia (March 11, 2016) in Nashville, Tenn.
A player had a double-double:	South Carolina: Josh Gray (20 pts, 14 reb), vs. Arkansas (Feb. 4, 2023), in Columbia, S.C. Opponent: Johni Broome (27 pts, 11 reb), No. 16/17 Auburn (Jan. 21, 2023) in Columbia, S.C.
Two or more players had a double-double:	South Carolina: Gregory "GG" Jackson II (20 pts, 10 reb) & Josh Gray (11 pts, 13 reb), at Florida (Jan. 25, 2023), in Gainesville, Fla. Opponent: Nicolas Claxton (13 pts, 10 reb) & Derek Ogbeide (11 pts, 10 reb), Georgia (March 9, 2019) in Columbia, S.C..
A player had a triple-double:	South Carolina: Sam Muldrow (16 points, 14 rebounds, 10 blocks) vs. Vanderbilt (Jan. 8, 2011) in Columbia, S.C. Opponent: Daniel Hackett (Southern California - 22 points, 10 rebounds, 10 assists) (Nov. 17, 2007) in Columbia, S.C. <i>*** Only second triple-double in South Carolina history (Chuck Eidson (25 points, 10 rebounds, 10 assists) vs. SC State (Nov. 29, 2002) in Columbia, S.C.</i>
Scored 30 or more points in back-to-back games:	South Carolina: Devan Downey, 30 vs. Kentucky (Jan. 26, 2010) in Columbia, S.C. 33 vs. Georgia (Jan. 30, 2010) in Columbia, S.C.
Scored 25 or more points in back-to-back games:	South Carolina: AJ Lawson, 25 vs. Florida A&M (Jan. 2, 2021) 30 vs. Texas A&M (Jan. 6, 2021)

A TEAM ...

Scored 100 or more points:	South Carolina: 105 vs. Army (Dec. 22, 2021) in Columbia, S.C. Opponent: 101, Arkansas (March 2, 2021) in Columbia, S.C.
Scored 50 points or less:	South Carolina: 42, vs. No. 8/9 Tennessee (Jan. 7, 2023), in Columbia, S.C. Opponent: 32, Wyoming (Nov. 10, 2019) in Columbia, S.C.
Scored 50 points in a half:	South Carolina: 61 (1st half), vs. Army (Dec. 22, 2021) in Columbia, S.C. Opponent: 50 (1st half), Texas A&M (Jan. 14, 2023), in Columbia, S.C.
Failed to score 25 points in a half:	South Carolina: 18 (1st half), vs. Vanderbilt (Feb. 14, 2023) in Columbia, S.C. Opponent: 23 (2nd half), Ole Miss (Feb. 11, 2023), in Oxford, Miss.

Collected 50 or more rebounds:	South Carolina: 51, vs. Western Kentucky (Dec. 22, 2022), in Columbia, S.C. Opponent: 51, Clemson (Dec. 18, 2021) in Clemson, S.C.
Shot 60% or better from the field:	South Carolina: 60.0% (39-65), vs. High Point (March 15, 2016) in Columbia, S.C. Opponent: 69.6% (32-46) Missouri (Feb. 28, 2013) in Columbia, S.C.
Shot 50% or better from the field:	South Carolina: 52.0% (26-50), at Missouri (Feb. 7, 2023), in Columbia, Mo. Opponent: 50.9% (27-53), Missouri (Feb. 7, 2023), in Columbia, Mo.
Shot less than 30% from the field:	South Carolina: 25.0% (12-48), vs. No. 8/9 Tennessee (Jan. 7, 2023), in Columbia, S.C. Opponent: 27.3% (15-55), Texas A&M (Feb. 8, 2020) in Columbia, S.C.
Shot 50% or better from 3-point range (at least 10 attempts):	South Carolina: 55.0% (11-20), at Kentucky (Jan. 10, 2023), in Lexington, Ky. Opponent: 51.9% (14-27), No. 22/20 Tennessee, (Feb. 5, 2022), in Columbia, S.C.
Shot 20% or less from 3-point range (at least 10 attempts):	South Carolina: 15.4% (4-26), No. 8/9 Tennessee (Jan. 7, 2023), in Columbia, S.C. Opponent: 17.6% (3-17), No. 16/17 Auburn (Jan. 21, 2023) in Columbia, S.C.
Dished 20 or more assists:	South Carolina: 21, at Georgia (Feb. 14, 2022) in Athens, Ga. Opponent: 21, Florida (Jan. 25, 2023), in Gainesville, Fla.
Made 35 or more shots:	South Carolina: 45, vs. Allen (Dec. 14, 2021) in Columbia, S.C. Opponent: 35, No. 8/9 Tennessee (Jan. 7, 2023), in Columbia, S.C.
Attempted 80 or more shots:	South Carolina: 82, vs. No. 5/4 Kentucky, (Feb. 8, 2022) in Columbia, S.C. Opponent: 83, LSU (Feb. 10, 1996) in Columbia, S.C.
Attempted 70 or more shots:	South Carolina: 72, at Vanderbilt (Jan. 3, 2023), in Nashville, Tenn. Opponent: 72, Army (Dec. 22, 2021) in Columbia, S.C.
Made 10 or more 3-pointers:	South Carolina: 13, at Georgia (Jan. 28, 2023) in Athens, Ga. Opponent: 10, Vanderbilt (Feb. 14, 2023) in Columbia, S.C.
Did not make a 3-pointer:	South Carolina: vs. USC Upstate (Nov. 6, 2018) in Columbia Opponent: Mississippi State (Feb. 23, 2022) in Columbia, S.C.
Attempted 30 or more 3-pointers:	South Carolina: 31, at Georgia (Jan. 28, 2023) in Athens, Ga. Opponent: 37, Vanderbilt (Feb. 14, 2023) in Columbia, S.C..
Attempted 25 or more 3-pointers:	South Carolina: 27, vs. Vanderbilt (Feb. 14, 2023) in Columbia, S.C.. Opponent: 25, Missouri (Feb. 7, 2023), in Columbia, Mo.
Made 30 or more free throws:	South Carolina: 35, vs. Alabama (Feb. 7, 2017) in Columbia, S.C. Opponent: 34, Ole Miss (Feb. 13, 2021) in Columbia, S.C.
Attempted 40 or more free throws:	South Carolina: 50, vs. Alabama (Feb. 7, 2017) in Columbia, S.C. Opponent: 44, Ole Miss (Feb. 13, 2021) in Columbia, S.C.
Swiped 15 or more steals:	South Carolina: 15, at Georgia (Feb. 27, 2021) in Athens, Ga. Opponent: 15, Georgia (Jan. 28, 2023) in Athens, Ga.
Blocked 12 or more shots:	South Carolina: 12, vs. Coastal Carolina (Nov. 30, 2018) in Columbia, S.C. Opponent: 12, Florida (Feb. 3, 2021) in Gainesville, Fla.
Blocked 8 or more shots:	South Carolina: 8, vs. Army (Dec. 22, 2021) in Columbia, S.C. Opponent: 9, Florida (Jan. 25, 2023), in Gainesville, Fla.
Won by 30 or more points:	South Carolina: 30, vs. Army (Dec. 22, 2021) in Columbia, S.C. Opponent: 41, Texas A&M (Jan. 14, 2023), in Columbia, S.C.
Won by 20 or more points:	South Carolina: 30, vs. Army (Dec. 22, 2021) in Columbia, S.C. Opponent: 21, Florida (Jan. 25, 2023), in Gainesville, Fla.
Played a single overtime game:	Win: 74-71, at Georgetown (Dec. 3, 2022), in Washington, D.C. Loss: 81-78, at Georgia (Jan. 28, 2023) in Athens, Ga.
Played a double overtime game:	Win: 87-85 vs. WKU (Nov. 27, 2010) in Bowling Green, Ky. Loss: 98-88 vs. Louisville (Feb. 20, 1988) in Columbia, S.C.
South Carolina played a No. 1 Team in the country:	Win: 68-62 vs. No. 1/1 Kentucky (Jan. 26, 2010) in Columbia, S.C. Loss: 85-73 loss to No. 1/1 Tennessee (Feb. 13, 2019) in Knoxville, Tenn.
South Carolina played a top-5 opponent:	Win: 68-62 vs. No. 1/1 Kentucky, (Jan. 26, 2010) in Columbia, S.C. Loss: 86-76 loss to No. 5/4 Kentucky, (Feb. 8, 2022) in Columbia, S.C.
South Carolina played a top-10 opponent:	Win: 81-78 win vs. No. 10/12 Kentucky (Jan. 15, 2020) in Columbia, S.C. Loss: 85-42 loss vs. No. 8/9 Tennessee (Jan. 7, 2023), in Columbia, S.C.
South Carolina played a top-25 opponent:	Win: 77-62 win at No. 22/23 Florida (Feb. 3, 2021) in Gainesville, Fla. Loss: 81-66 loss vs. No. 16/17 Auburn (Jan. 21, 2023) in Columbia, S.C.
South Carolina defeated a ranked opponent:	Home: 81-78 win vs. No. 10/12 Kentucky (Jan. 15, 2020) in Columbia, S.C. Away: 77-62 win at Florida (Feb. 3, 2021) in Gainesville, Fla. Neutral: 77-70 vs. No. 20/17 Florida (March 26, 2017) in New York City SEC Home: 81-78 win vs. No. 10/12 Kentucky (Jan. 15, 2020) in Columbia, S.C. SEC Away: 77-72 win at No. 20/22 Florida (Jan. 24, 2018) in Gainesville, Fla. Non-conference away: 70-59 win at No. 9/7 Virginia (Dec. 22, 2019) in Charlottesville, Va.
South Carolina defeated a top-10 opponent:	Home: 81-78 win vs. No. 10/12 Kentucky (Jan. 15, 2020) in Columbia, S.C. Away: 70-59 win at No. 9/7 Virginia (Dec. 22, 2019) in Charlottesville, Va. Neutral: 88-81 win vs. No. 7/7 Duke (March 19, 2017) in Greenville, S.C.
A South Carolina win opened the season:	Home: 80-77 win vs. SC State (Nov. 8, 2022), in Columbia, S.C. Away: 73-52 win at Wofford (Nov. 10, 2017) in Spartanburg, S.C. Neutral: 74-61 win vs. Chaminade (Nov. 19, 2001) in Maui, Hawaii (Maui Invite)
South Carolina opened SEC play:	Home: 85-42 loss vs. No. 8/9 Tennessee (Jan. 7, 2023), in Columbia, S.C. Away: 84-79 OT loss at Vanderbilt (Jan. 3, 2023), in Nashville, Tenn.

21 JA'VON BENSON *JUH-Von*

Jr. • Forward • 6-7 • 253 • Columbia, S.C. // Ridge View

CAREER HIGHS


Single Game Highs

Statistic	Value
Points	8 vs Allen 12/14/21
Rebounds	8 vs USC Upstate 11/09/21
Assists	2 vs Florida A&M 01/02/21
Steals	1 at Clemson 12/18/21, vs Tennessee 02/05/22
Blocks	2 vs Army West Point 12/22/21
FG Made	3 vs Allen 12/14/21, at Clemson 12/18/21
FG Attempts	6 vs Allen 12/14/21, at Clemson 12/18/21
3FG Made	1 vs Florida A&M 01/02/21, at George Washington 11/30/22
3FG Attempts	2 4 times
FT Made	2 vs Allen 12/14/21
FT Attempts	4 vs Florida A&M 01/02/21, vs Allen 12/14/21

SUPERLATIVES

	'22-23	Career
Double-figure scoring	-	-
Double-figure rebounding	-	-
Double-double	-	-
2+ blocks	-	1
Team high scoring	-	-
Team high rebounding	-	1
Team high blocks	1	2
Team high assists	-	1
Team high steals	-	1

includes led, or shared team high



INSTAGRAM: [jbreeezzy](#)

TWITTER: [@jbreezzzy](#)

2022-23 GAME-BY-GAME

Opponent	Date	GS	MIN	Total		3-Pointers		Free throws		Rebounds				PF	A	TO	BLK	STL	PTS	AVG
				FG-FGA	PCT	3FG-3FGA	PCT	FT-FTA	PCT	OFF	DEF	TOT	AVG							
vs Colorado St.	11/17/2022		04:43	0-4	.000	0-2	.000	0-0	.000	0	2	2	2.0	1	0	0	0	0	0	0.0
at George Washington	11/30/2022		04:34	1-2	.500	1-2	.500	0-0	.000	0	1	1	1.5	0	0	0	0	0	3	1.5
Tennessee	01/07/2023		02:06	0-0	.000	0-0	.000	0-0	.000	0	0	0	1.0	0	0	0	0	0	0	1.0
Texas A&M	01/14/2023		01:57	0-0	.000	0-0	.000	0-0	.000	0	0	0	0.8	0	0	0	0	0	0	0.8
at Florida	01/25/2023		02:47	0-2	.000	0-0	.000	0-0	.000	0	1	1	0.8	0	0	1	1	0	0	0.6
Totals			0 16:07	1-8	.125	1-4	.250	0-0	.000	0	4	4	0.8	1	0	1	1	0	3	0.6

Player Averages

Games Played	Minutes/game	Points/game	FG Pct	3FG Pct	FT Pct	Rebounds/game	Assists/game	Turnovers/game	Assist/Turnover ratio	Steals/game	Blocks/game
5	3.2	0.6	12.5	25.0	0.0	0.8	0.0	0.2	0.0	0.0	0.2

PLAYER BIO

2022-23

- Saw first action of the season vs. Colorado State (Nov. 17)

2021-22

- Played in six games, averaging 3.3 points and 4.2 rebounds per contest
- Had six points and five rebounds in season-high 17 minutes at Clemson (Dec. 18)
- Scored career-high eight points vs. Allen (Dec. 14) ; went 3-for-6 from the floor
- Pulled down a career-high eight rebounds in season-opening win vs. USC Upstate (Nov. 9)

CAREER HIGHLIGHTS

- > Saw action in three games during rookie season (2020-21)
- > Helped high school team post back-to-back state championships during junior and senior seasons
- > Averaged 17.5 points and 11.2 rebounds per game as a senior en route to Class 4A Player of the Year honors

PERSONAL

- > Son of James Benson and Rennè Outen-Pinckney
- > Has four brothers, Kwali, Michael, Miles and Mali, and a sister, La'La
- > Credits LeBron James as his inspiration in his basketball career
- > His advice to young people is to "be yourself and be you!"
- > After basketball, would like to be a coach
- > Began playing basketball at the age of five
- > Chose South Carolina because "they believed in my academic and athletic abilities"
- > Major is undecided

CAREER STATS

SEASON	TEAM	GP-GS	MIN/AVG	Field Goals		3-Point		F-Throws		Rebounds				Scoring						
				FG-FGA	FG%	3FG-3FGA	3FG%	FT-FTA	FT%	OFF	DEF	TOT	AVG	PF	FO	A	TO	BLK	STL	PTS
2020-21	USC	3-0	23/7.7	2-7	.286	1-3	.333	1-4	.250	3	3	6	2.0	1-0	2	0	1	0	6	2.0
2021-22	USC	6-0	57/9.6	9-22	.409	0-4	.000	2-6	.333	7	18	25	4.2	10-0	2	8	5	2	20	3.3
2022-23	USC	5-0	16/3.2	1-8	.125	1-4	.250	0-0	.000	0	4	4	0.8	1-0	0	1	1	0	3	0.6
TOTAL		14-0	97/6.9	12-37	.324	2-11	.182	3-10	.300	10	25	35	2.5	12-0	4	9	7	2	29	2.1

31

BENJAMIN BOSMANS-VERDONK BOSE-mans-ver-DONK



Rjr. • Forward • 6-9 • 250 • Lommel, Belgium // Illinois // KA Pegasus

CAREER HIGHS

Single Game Highs

Statistic	Value
Points	8 vs Arkansas St. 11/12/21, vs Michigan St. 01/25/22, vs USC Upstate 11/25/22
Rebounds	10 vs Jackson St. 11/09/21, vs Arkansas St. 11/12/21
Assists	6 vs UTRGV 11/26/21
Steals	2 vs Hampton 11/23/19, vs Purdue 01/17/22, vs USC Upstate 11/25/22
Blocks	2 vs The Citadel 11/20/19
FG Made	4 vs Michigan St. 01/25/22, vs USC Upstate 11/25/22
FG Attempts	7 vs Michigan St. 01/25/22, vs USC Upstate 11/25/22
3FG Attempts	1 vs Nicholls 11/05/19, vs The Citadel 11/20/19
FT Made	4 vs Ole Miss 01/17/23, vs Furman 11/20/22
FT Attempts	6 vs Ole Miss 01/17/23

SUPERLATIVES

	'22-23	Career
Double-figure scoring	-	-
Double-figure rebounding	-	2
Double-double	-	-
5+ assists	-	1
2+ blocks	-	1
Team high scoring	-	-
Team high rebounding	1	1*
Team high blocks	4	4*
Team high assists	2	2*

*includes led, or shared team high
at Carolina only

INSTAGRAM: bosmansverdonk

TWITTER: @BosmansVerdonk

2022-23 GAME-BY-GAME

Opponent	Date	GS	MIN	Total		3-Pointers		Free throws		Rebounds				PF	A	TO	BLK	STL	PTS	AVG	
				FG-FGA	PCT	3FG-3FGA	PCT	FT-FTA	PCT	OFF	DEF	TOT	AVG								
Clemson	11/11/2022	*	15:28	1-1	1.000	0-0	.000	0-0	.000	1	3	4	4.0	4	2	7	0	0	2	2.0	
vs Colorado St.	11/17/2022	*	20:49	1-3	.333	0-0	.000	0-0	.000	2	1	3	3.5	4	2	1	0	0	2	2.0	
vs Davidson	11/18/2022	*	23:51	1-5	.200	0-0	.000	1-2	.500	2	4	6	4.3	3	2	1	0	1	3	2.3	
vs Furman	11/20/2022	*	19:24	0-0	.000	0-0	.000	4-5	.800	2	2	4	4.3	0	1	1	0	0	4	2.8	
USC Upstate	11/25/2022	*	29:52	4-7	.571	0-0	.000	0-0	.000	3	4	7	4.8	2	4	2	1	2	8	3.8	
at George Washington	11/30/2022	*	19:38	1-6	.167	0-0	.000	1-4	.250	5	1	6	5.0	0	2	1	0	1	3	3.7	
at Georgetown	12/03/2022	*	19:20	2-4	.500	0-0	.000	0-1	.000	5	1	6	5.1	4	2	2	0	0	4	3.7	
Presbyterian	12/11/2022	*	08:52	2-4	.500	0-0	.000	0-0	.000	2	0	2	4.8	3	0	3	1	1	4	3.8	
at UAB	12/14/2022	*	23:19	2-5	.400	0-0	.000	1-1	1.000	3	2	5	4.8	1	2	0	0	1	5	3.9	
vs East Carolina	12/17/2022	*	15:53	2-3	.667	0-0	.000	2-3	.667	2	1	3	4.6	1	0	1	0	1	6	4.1	
Western Ky.	12/22/2022	*	12:13	2-3	.667	0-0	.000	0-0	.000	4	1	5	4.6	4	0	1	0	0	4	4.1	
Eastern Mich.	12/30/2022	*	14:23	0-0	.000	0-0	.000	0-1	.000	1	1	2	4.4	2	2	3	1	0	0	3.8	
at Vanderbilt	01/03/2023	*	20:33	0-2	.000	0-0	.000	2-2	1.000	4	0	4	4.4	5	1	2	0	0	2	3.6	
Tennessee	01/07/2023	*	14:37	0-1	.000	0-0	.000	0-0	.000	1	1	2	4.2	3	0	0	0	0	0	3.4	
at Kentucky	01/10/2023	*	12:04	0-0	.000	0-0	.000	0-0	.000	0	0	0	3.9	3	2	0	0	0	0	3.1	
Texas A&M	01/14/2023	*	13:44	0-1	.000	0-0	.000	0-0	.000	0	1	1	3.8	2	1	2	0	0	0	2.9	
Ole Miss	01/17/2023	*	13:06	0-0	.000	0-0	.000	4-6	.667	0	1	1	3.6	1	1	3	0	1	4	3.0	
Auburn	01/21/2023	*	06:13	0-0	.000	0-0	.000	0-0	.000	0	2	2	3.5	2	0	2	0	0	0	2.8	
at Florida	01/25/2023	*	09:38	0-1	.000	0-0	.000	0-0	.000	0	1	1	3.4	1	0	3	1	0	0	2.7	
at Georgia	01/28/2023	*	16:37	1-1	1.000	0-0	.000	1-2	.500	2	2	4	3.4	2	0	0	0	1	3	2.7	
Mississippi St.	01/31/2023	*	13:30	0-0	.000	0-0	.000	0-0	.000	0	2	2	3.3	2	2	1	0	1	0	2.6	
Arkansas	02/04/2023	*	12:38	0-0	.000	0-0	.000	0-0	.000	2	2	4	3.4	0	0	1	1	0	0	2.5	
at Missouri	02/07/2023	*	14:47	0-1	.000	0-0	.000	0-0	.000	2	0	2	3.3	3	1	0	1	0	0	2.3	
at Ole Miss	02/11/2023	*	13:37	0-1	.000	0-0	.000	0-0	.000	0	2	2	3.3	1	1	0	0	0	0	2.3	
Vanderbilt	02/14/2023	*	08:13	0-0	.000	0-0	.000	0-0	.000	1	0	1	3.2	1	0	0	0	0	0	2.2	
Totals			14	392:20	19-49	.388	0-0	.000	16-27	.593	44	35	79	3.2	54	28	37	6	10	54	2.2

Player Averages

Games Played	Minutes/game	Points/game	FG Pct	3FG Pct	FT Pct	Rebounds/game	Assists/game	Turnovers/game	Assist/Turnover ratio	Steals/game	Blocks/game
25	15.7	2.2	38.8	0.0	59.3	3.2	1.1	1.5	0.8	0.4	0.2

PLAYER BIO

2022-23

- Had four points, six rebounds and two assists in just 19 minutes of action in a comeback, road win at Georgetown (Dec. 3)
- Matched career high with eight points, adding seven rebounds and a team-high four assists in victory over USC Upstate (Nov. 25) ; also had pair of steals and a block ; led the team with a +/- of 22 in his 30 minutes on the floor
- Pulled down season-high six rebounds vs. Davidson (Nov. 18)
- Made Gamecock debut in 60-58 win vs. Clemson (Nov. 11)

PRE-SOUTH CAROLINA

- Saw limited action in 41 games with two starts in three seasons at Illinois (2019-22)
- Played in a career-high 24 games for the Illini in 2021-22, averaging 1.6 points and 2.1 rebounds in 7.8 minutes per contest
- Shot 47.2 percent (17-for-36) from the floor in redshirt sophomore season at Illinois
- Was on pair of NCAA Tournament teams (2021, 2022) and a member of the 2021 Big Ten Tournament Champions and 2022 Big Ten Regular Season Co-Champions
- Scored career high eight points twice: vs. Arkansas State (11/12/21) and vs. Michigan State (1/25/22)
- Pulled down career-high 10 rebounds in back-to-back games to open the 2021-22 season vs. Jackson State (11/9/21) and Arkansas State (11/12/21)
- Dished out a career-high six assists vs. Texas-Rio Grande Valley (11/26/21)

PERSONAL

- Son of Rony Verdonk and Luana Bosmans
- Has a younger brother, Mauro
- Played handball, soccer and swam competitively growing up
- List playing the piano as one of his hobbies
- Graduated from Illinois in three years with a degree in psychology
- Currently enrolled in the University of South Carolina School of Law

CAREER STATS

SEASON	TEAM	GP-GS	MIN/AVG	Field Goals		3-Point		F-Throws		Rebounds				Scoring						
				FG-FGA	FG%	3FG-3FGA	3FG%	FT-FTA	FT%	OFF	DEF	TOT	AVG	PF-FO	A	TO	BLK	STL	PTS	AVG
2019-20	Illini	9-0	57/6.3	4-11	.364	0-2	.000	3-4	.750	6	4	10	1.1	6-0	6	5	2	3	11	1.2
2020-21	Illini	8-0	18/2.2	1-3	.333	0-0	.000	0-0	.000	1	2	3	0.4	0-0	0	1	0	0	2	0.3
2021-22	Illini	24-2	186/7.8	17-36	.472	0-0	.000	5-17	.294	25	26	51	2.1	33-0	15	5	0	7	39	1.6
2022-23	USC	25-14	392/15.7	19-49	.388	0-0	.000	16-27	.593	44	35	79	3.2	54-1	28	37	6	10	54	2.2
TOTAL FOR USC		25-14	392/15.7	19-49	.388	0-0	.000	16-27	.593	44	35	79	3.2	54-1	28	37	6	10	54	2.2
TOTAL		66-16	653/9.9	41-99	.414	0-2	.000	24-48	.500	76	67	143	2.2	93-1	49	48	8	20	106	1.6

10 HAYDEN BROWN

Gr. • Forward • 6-5 • 234 • Greer, S.C. // The Citadel // Byrnes HS (Duncan, S.C.)

CAREER HIGHS

Single Game Highs

Statistic	Value
Points	37 vs Chattanooga 01/09/21
Rebounds	21 vs Columbia Int'l 12/07/20
Assists	7 vs Columbia Int'l 12/07/20
Steals	4 5 times
Blocks	3 vs Davidson 11/18/22
FG Made	13 vs Columbia Int'l 12/07/20, vs Samford 02/05/22
FG Attempts	26 vs South Carolina St. 12/20/21
3FG Made	7 vs Chattanooga 01/09/21
3FG Attempts	10 vs Chattanooga 01/09/21
FT Made	11 at Longwood 12/19/20, vs Mercer 01/17/22
FT Attempts	14 vs Mercer 01/17/22

SUPERLATIVES

	'22-23	Career
Double-figure scoring	15	80
Double-figure rebounding	1	30
Double-double	1	29
2+ blocks	1	5
2+ steals	6	6*
Team high scoring	3	3*
Team high rebounding	3	3
Team high blocks	3	3
Team high steals	12	12*

includes led, or shared team high ; *at Carolina only



INSTAGRAM: haybrochill

TWITTER: @haybrochill

2022-23 GAME-BY-GAME

Opponent	Date	GS	MIN	Total		3-Pointers		Free throws		Rebounds				PF	A	TO	BLK	STL	PTS	AVG	
				FG-FGA	PCT	3FG-3FGA	PCT	FT-FTA	PCT	OFF	DEF	TOT	AVG								
South Carolina St.	11/08/2022	*	26:44	6-10	.600	0-1	.000	9-12	.750	1	4	5	5.0	4	0	0	1	1	21	21.0	
Clemson	11/11/2022	*	27:22	3-12	.250	2-6	.333	1-2	.500	3	3	6	5.5	4	1	3	0	1	9	15.0	
vs Colorado St.	11/17/2022	*	17:45	2-5	.400	1-3	.333	0-0	.000	0	6	6	5.7	4	1	2	1	0	5	11.7	
vs Davidson	11/18/2022	*	31:42	3-14	.214	0-5	.000	4-4	1.000	1	3	4	5.3	3	0	4	3	2	10	11.3	
vs Furman	11/20/2022	*	34:04	2-5	.400	1-4	.250	0-2	.000	1	4	5	5.2	3	1	4	1	1	5	10.0	
USC Upstate	11/25/2022	*	30:20	6-9	.667	0-1	.000	3-3	1.000	3	6	9	5.8	5	2	1	0	2	15	10.8	
at George Washington	11/30/2022	*	28:27	4-8	.500	0-1	.000	0-0	.000	0	5	5	5.7	1	1	5	1	1	8	10.4	
at Georgetown	12/03/2022	*	36:23	6-10	.600	3-5	.600	1-2	.500	2	6	8	6.0	5	1	1	0	0	16	11.1	
Presbyterian	12/11/2022	*	35:18	6-11	.545	2-4	.500	0-0	.000	0	3	3	5.7	1	3	1	0	0	14	11.4	
at UAB	12/14/2022	*	36:24	5-12	.417	1-5	.200	2-4	.500	0	4	4	5.5	3	1	1	0	0	13	11.6	
vs East Carolina	12/17/2022	*	38:52	6-11	.545	0-3	.000	3-3	1.000	2	3	5	5.5	2	0	3	0	0	15	11.9	
Western Ky.	12/22/2022	*	33:08	3-14	.214	0-6	.000	5-9	.556	4	1	5	5.4	4	1	3	0	1	11	11.8	
Eastern Mich.	12/30/2022	*	32:45	1-5	.200	0-2	.000	6-10	.600	1	5	6	5.5	2	2	0	1	1	8	11.5	
at Vanderbilt	01/03/2023	*	32:36	5-14	.357	2-6	.333	0-0	.000	0	4	4	5.4	5	1	1	1	1	12	11.6	
Tennessee	01/07/2023	*	19:53	2-3	.667	0-1	.000	2-2	1.000	0	2	2	5.1	4	1	1	1	2	6	11.2	
at Kentucky	01/10/2023	*	26:36	5-14	.357	1-5	.200	0-0	.000	3	2	5	5.1	5	1	2	0	1	11	11.2	
Ole Miss	01/17/2023	*	20:50	4-7	.571	0-2	.000	1-2	.500	0	2	2	4.9	5	1	1	0	1	9	11.1	
Auburn	01/21/2023	*	19:29	1-4	.250	1-3	.333	4-6	.667	1	2	3	4.8	4	2	5	0	3	7	10.8	
at Florida	01/25/2023	*	08:59	1-3	.333	0-1	.000	0-0	.000	0	1	1	4.6	5	0	3	0	1	2	10.4	
at Georgia	01/28/2023	*	31:10	7-10	.700	2-5	.400	1-2	.500	6	4	10	4.9	5	2	0	0	0	17	10.7	
Mississippi St.	01/31/2023	*	32:43	3-8	.375	1-4	.250	1-5	.200	1	4	5	4.9	1	0	0	0	1	8	10.6	
Arkansas	02/04/2023	*	33:57	4-13	.308	0-3	.000	2-4	.500	3	1	4	4.9	3	1	2	0	4	10	10.5	
at Missouri	02/07/2023	*	35:03	8-16	.500	0-3	.000	3-5	.600	3	3	6	4.9	2	3	1	1	1	19	10.9	
at Ole Miss	02/11/2023	*	33:52	6-13	.462	2-5	.400	4-5	.800	2	2	4	4.9	2	1	1	0	2	18	11.2	
Vanderbilt	02/14/2023	*	31:48	5-12	.417	0-4	.000	1-1	1.000	4	3	7	5.0	5	2	4	0	1	11	11.2	
Totals			25	736:11	104-243	.428	19-88	.216	53-83	.639	41	83	124	5.0	87	29	49	11	28	280	11.2

Player Averages

Games Played	Minutes/game	Points/game	FG Pct	3FG Pct	FT Pct	Rebounds/game	Assists/game	Turnovers/game	Assist/Turnover ratio	Steals/game	Blocks/game
25	29.4	11.2	42.8	21.6	63.9	5.0	1.2	2.0	0.6	1.1	0.4

PLAYER BIO

2022-23

- Led team with 18 points and two steals in 64-61 win at Ole Miss (Feb. 11), his third-straight game in double figures
- 19 points, six rebounds, three assists and a steal at Missouri (Feb. 7)
- Had 17 points and 10 rebounds at Georgia (Jan. 28) for first double-double in Garnet & Black
- Missed first game of season with deep thigh bruise vs. A&M (Jan. 14)
- Had 16 points and pulled down eight rebounds in comeback road win at Georgetown (Dec. 3)
- Scored 15 points and led team with nine rebounds in victory vs. USC Upstate (Nov. 25)
- Had 10 points, four rebounds and a career-high three blocks vs. Davidson (Nov. 18)
- Shined in Gamecock debut with game-high 21 points in an 80-77 win over SC State (Nov. 8)

PRE-SOUTH CAROLINA

- In 111 career games at The Citadel (2017-2022), averaged 12.6 points, 6.7 rebounds and 1.7 assists while shooting 50.1 percent (516-of-1030) from the floor
- Scored 1,402 career points for The Citadel over five seasons, which is the seventh-most in program history
- Became the second player in The Citadel's program history to score 1,400 points and collect 700 rebounds
- Two-time First Team All-Southern Conference selection (2021, 2022)
- Nearly averaged a double-double during the 2021-22 season, averaging 18.8 points and 9.5 rebounds per game
- Averaged a double-double in 2020-21 with 18.8 points and 10.5 rebounds per game
- Scored 20 or more points in 24 career games, including 30 points or more on four different occasions
- Notched 28 career double-doubles for The Citadel, which is a program record
- Grabbed 10 or more rebounds 29 times over the course of five seasons
- Scored 20 points or more and grabbed 10 or more rebounds 13 times at The Citadel
- A standout off the court in the classroom, Brown made the Dean's List five times at The Citadel and was a three-time SoCon Honor Roll selection

PERSONAL

- Son of Jeff and Jackie
- Has a brother, Janson, who played lacrosse at Lincoln Memorial University
- Earned a degree in business administration from The Citadel

CAREER STATS

SEASON	TEAM	GP-GS	MIN/AVG	Field Goals		3-Point		F-Throws		Rebounds				Scoring						
				FG-FGA	FG%	3FG-3FGA	3FG%	FT-FTA	FT%	OFF	DEF	TOT	AVG	PF-FO	A	TO	BLK	STL	PTS	AVG
2017-18	Cit	29-9	390/13.4	56-130	.431	12-43	.279	26-37	.703	22	57	79	2.7	55-3	26	31	6	23	150	5.2
2018-19	Cit	22-13	437/19.9	63-128	.492	15-52	.288	17-22	.773	46	65	111	5.0	68-4	19	28	8	23	158	7.2
2019-20	Cit	6-5	112/18.7	31-57	.544	8-19	.421	10-14	.714	4	16	20	3.3	13-0	7	16	2	8	80	13.3
2020-21	Cit	24-24	755/31.5	159-313	.508	26-91	.286	107-152	.704	55	197	252	10.5	67-3	67	60	9	27	451	18.8
2021-22	Cit	30-30	964/32.1	207-402	.515	33-116	.284	116-185	.627	67	219	286	9.5	74-3	68	68	5	33	563	18.8
2022-23	USC	25-25	736/29.4	104-243	.428	19-88	.216	53-83	.639	41	83	124	5.0	87-8	29	49	11	28	280	11.2
TOTAL FOR USC		25-25	736/29.4	104-243	.428	19-88	.216	53-83	.639	41	83	124	5.0	87-8	29	49	11	28	280	11.2
TOTAL		136-106	3395/25.0	620-1273	.487	113-409	.276	329-493	.667	235	637	872	6.4	364-21	216	252	41	142	1682	12.4

2

CHICO CARTER JR.

Sr. • Guard • 6-3 • 192 • Columbia, S.C. // Murray State // Cardinal Newman School (Columbia, S.C.)

CAREER HIGHS

Single Game Highs

Statistic	Value
Points	27 at Tennessee Tech 02/27/21
Rebounds	6 at Vanderbilt 01/03/23
Assists	9 vs Brescia 11/16/19
Steals	3 4 times
Blocks	1 9 times
FG Made	9 5 times
FG Attempts	18 at Tennessee Tech 02/27/21
3FG Made	6 vs Davidson 11/18/22
3FG Attempts	8 at Georgetown 12/03/22, vs Davidson 11/18/22
FT Made	9 at Clemson 12/18/21
FT Attempts	10 at Clemson 12/18/21

SUPERLATIVES

	'22-23	Career
Double-figure scoring	11	39
Double-figure rebounding	-	-
Double-double	-	-
3+ assists	7	26
2+ steals	4	22
Team high scoring	4	16
Team high rebounding	-	-
Team high assists	3	3
Team high steals	8	8*

includes led, or shared team high

* indicates at South Carolina



INSTAGRAM: [chicocarterjr](#)

TWITTER: [@ccarterjr3](#)

2022-23 GAME-BY-GAME

Opponent	Date	GS	MIN	Total		3-Pointers		Free throws		Rebounds				PF	A	TO	BLK	STL	PTS	AVG	
				FG-FGA	PCT	3FG-3FGA	PCT	FT-FTA	PCT	OFF	DEF	TOT	AVG								
South Carolina St.	11/08/2022	*	37:40	2-11	.182	0-4	.000	1-3	.333	0	0	0	0	2	3	0	0	1	5	5.0	
Clemson	11/11/2022	*	30:57	6-9	.667	4-6	.667	0-0	.000	0	1	1	0.5	0	3	3	0	2	16	10.5	
vs Colorado St.	11/17/2022	*	28:33	2-9	.222	1-4	.250	0-0	.000	0	2	2	1.0	1	1	3	0	0	5	8.7	
vs Davidson	11/18/2022	*	39:04	9-14	.643	6-8	.750	2-3	.667	0	4	4	1.8	2	2	2	0	0	26	13.8	
vs Furman	11/20/2022	*	32:28	7-11	.636	3-4	.750	0-0	.000	0	2	2	1.8	1	2	2	0	0	17	13.8	
at George Washington	11/30/2022	*	27:51	4-8	.500	3-4	.750	2-2	1.000	1	0	1	1.7	1	1	1	0	0	13	13.7	
at Georgetown	12/03/2022	*	32:36	3-10	.300	1-8	.125	0-0	.000	1	2	3	1.9	1	3	3	0	0	7	12.7	
Presbyterian	12/11/2022	*	36:28	2-4	.500	2-4	.500	0-0	.000	2	2	4	2.1	1	0	1	0	2	6	11.9	
at UAB	12/14/2022	*	32:05	4-7	.571	4-4	1.000	1-2	.500	0	1	1	2.0	1	1	1	0	0	13	12.0	
vs East Carolina	12/17/2022	*	21:51	2-7	.286	1-4	.250	0-1	.000	0	1	1	1.9	2	1	1	0	1	5	11.3	
Western Ky.	12/22/2022	*	25:14	3-5	.600	1-2	.500	0	1	1	1	1.8	4	3	0	0	0	8	11.0		
Eastern Mich.	12/30/2022	*	28:53	6-7	.857	2-3	.667	1-2	.500	1	0	1	1.8	1	1	0	0	2	15	11.3	
at Vanderbilt	01/03/2023	*	36:13	9-14	.643	4-6	.667	2-4	.500	3	3	6	2.1	2	4	0	0	0	24	12.3	
Tennessee	01/07/2023	*	31:20	1-5	.200	1-5	.200	2-2	1.000	0	3	3	2.1	1	1	4	1	2	5	11.8	
at Kentucky	01/10/2023	*	31:48	1-4	.250	1-2	.500	0-0	.000	0	1	1	2.1	1	0	1	0	0	3	11.2	
Texas A&M	01/14/2023	*	30:49	4-9	.444	0-2	.000	0-0	.000	0	0	0	1.9	2	2	2	0	1	8	11.0	
Ole Miss	01/17/2023	*	37:06	5-10	.500	2-4	.500	0-0	.000	1	3	4	2.1	5	2	2	0	1	12	11.1	
Auburn	01/21/2023	*	38:22	3-8	.375	1-6	.167	1-2	.500	0	2	2	2.1	5	0	0	0	2	8	10.9	
at Florida	01/25/2023	*	31:08	5-8	.625	2-3	.667	0-0	.000	0	2	2	2.1	0	0	1	0	0	12	10.9	
at Georgia	01/28/2023	*	33:05	4-7	.571	4-5	.800	0-0	.000	0	0	0	2.0	1	1	2	0	1	12	11.0	
Mississippi St.	01/31/2023	*	12:25	0-0	.000	0-0	.000	0-0	.000	0	0	0	1.9	1	0	0	0	0	0	10.5	
Arkansas	02/04/2023	*	18:19	0-3	.000	0-1	.000	0-0	.000	0	0	0	1.8	0	4	3	0	0	0	10.0	
at Missouri	02/07/2023	*	28:33	1-3	.333	1-3	.333	0-0	.000	0	4	4	1.9	2	4	4	0	0	3	9.7	
at Ole Miss	02/11/2023	*	31:55	2-6	.333	2-6	.333	0-0	.000	0	0	0	1.8	3	1	2	0	0	6	9.5	
Vanderbilt	02/14/2023	*	34:37	4-10	.400	3-5	.600	4-4	1.000	0	2	2	1.8	2	0	1	0	0	15	9.8	
Totals			25	769:20	89-189	.471	49-103	.476	17-27	.630	9	36	45	1.8	42	40	39	1	15	244	9.8

Player Averages

Games Played	Minutes/game	Points/game	FG Pct	3FG Pct	FT Pct	Rebounds/game	Assists/game	Turnovers/game	Assist/Turnover ratio	Steals/game	Blocks/game
25	30.8	9.8	47.1	47.6	63.0	1.8	1.6	1.6	1.0	0.6	0.0

PLAYER BIO

2022-23

- The best 3-point shooter in the SEC, making 47.6 percent (49-of-103) of his shots from behind the arc
- Has scored in double-figures four times in league action
- 24 points in the SEC opener at Vanderbilt (Jan. 3) ; went 4-for-6 from behind the arc and 9-of-14 overall from the field
- Missed Upstate game (Nov. 25) with ankle injury
- Went 7-of-11 and 3-for-4 from distance, scoring 17 points vs. Furman (Nov. 20) in the team's final game of the Charleston Classic
- Had season-high 26 points vs. Davidson (Nov. 18), with six makes on eight attempts from behind the arc (both career highs)
- Hit game-winning bucket with 0.9 seconds left to knockoff in-state rival Clemson (Nov. 11), 60-58 ; had game-high 16 points and was 4-of-6 from 3

2021-22

- Saw action in 24 games, making his lone start in a 105-75 rout of Army (Dec. 22) ; was 7-of-13 from the field and had 20 points
- Averaged 4.2 points per game in limited minutes
- Scored season-high 21 points at Clemson (Dec. 18) ; went 9-of-10 at the free throw line (both career highs) in the game
- Had one double figure outing in SEC play, scoring 12 points vs. Florida (Jan. 15) on 5-of-9 shooting

PRE-SOUTH CAROLINA

- Earned two letters at Murray State, averaging 9.7 points, 1.6 rebounds and 2.1 assists in 21.3 minutes per game (48 games played)
- As a sophomore for the Racers, started the final nine games of the season, averaging 16.9 points during the stretch, hitting 51.8 percent (57-110) of his attempts from the field
- As a freshman, saw action in 22 games, averaging 6.3 points
- Played high school basketball at Cardinal Newman School where he left the school's all-time leading scorer (1,868 points)
- Averaged 24.5 points, 5.6 rebounds and 4.0 assists per game as a senior when he helped Cardinal Newman to the state title

PERSONAL

- Son of Chico Sr. and Kitty Carter
- Has a sister, Cierra
- Both parents played basketball at Morris College, and his sister played basketball at Furman University
- Cierra had a standout career on the court for Furman (2015-18), earning several postseason accolades
- A sociology major

CAREER STATS

SEASON	TEAM	GP-GS	MIN/AVG	Field Goals		3-Point		F-Throws		Rebounds				Scoring						
				FG-FGA	FG%	3FG-3FGA	3FG%	FT-FTA	FT%	OFF	DEF	TOT	AVG	PF-FO	A	TO	BLK	STL	PTS	AVG
2019-20	MUR	22-2	396/18.0	48-108	.444	13-34	.382	29-33	.879	3	31	34	1.5	39-0	51	34	3	13	138	6.3
2020-21	MUR	26-9	626/24.1	122-240	.508	46-104	.442	39-48	.813	3	41	44	1.7	36-0	50	52	3	29	329	12.7
2021-22	USC	24-1	228/9.5	35-86	.407	11-29	.379	19-23	.826	1	12	13	0.5	13-0	14	19	2	10	100	4.2
2022-23	USC	25-25	769/30.8	89-189	.471	49-103	.476	17-27	.630	9	36	45	1.8	42-2	40	39	1	15	244	9.8
TOTAL FOR USC		49-26	997/20.3	124-275	.451	60-132	.455	36-50	.720	10	48	58	1.2	55-2	54	58	3	25	344	7.0
TOTAL		97-37	2020/20.8	294-623	.472	119-270	.441	104-131	.794	16	120	136	1.4	130-2	155	144	9	67	811	8.4

44 FORD COOPER JR.

Sr. • Guard • 6-3 • 193 • Charlotte, N.C. // Missouri State // United Faith Christian Academy (Charlotte, N.C.)



INSTAGRAM: fordcooper1_

TWITTER: -

CAREER HIGHS

Single Game Highs

Statistic	Value
Points	7 at Evansville 01/18/20
Rebounds	7 vs Valparaiso 01/23/20
Assists	5 at Drake 01/26/20
Steals	3 vs Bradley 01/15/20
Blocks	1 vs Murray St. 12/03/19
FG Made	2 vs Bradley 01/15/20, vs Saint Joseph's 11/22/19, vs Texas A&M 01/14/23
FG Attempts	5 5 times
3FG Made	2 vs Bradley 01/15/20, vs Saint Joseph's 11/22/19, vs Texas A&M 01/14/23
3FG Attempts	4 at UNI 01/29/20, vs Bradley 01/15/20, at George Washington 11/30/22
FT Made	5 at Evansville 01/18/20
FT Attempts	5 at Evansville 01/18/20

SUPERLATIVES

	'22-23	Career
Double-figure scoring	-	-
Double-figure rebounding	-	-
Double-double	-	-
2+ assists	1	11
Team high scoring*	-	-
Team high rebounding*	-	-
Team high assists*	-	-
Team high steals*	1	1

includes led, or shared team high
* at South Carolina

2022-23 GAME-BY-GAME

Opponent	Date	GS	MIN	Total		3-Pointers		Free throws		Rebounds				PF	A	TO	BLK	STL	PTS	AVG	
				FG-FGA	PCT	3FG-3FGA	PCT	FT-FTA	PCT	OFF	DEF	TOT	AVG								
vs Colorado St.	11/17/2022		02:44	0-0	.000	0-0	.000	0-0	.000	0	1	1	1.0	0	0	0	0	0	0	0.0	
vs Furman	11/20/2022		01:24	0-0	.000	0-0	.000	0-0	.000	0	0	0	0.5	0	0	0	0	0	0	0.0	
USC Upstate	11/25/2022		28:20	1-5	.200	0-3	.000	2-2	1.000	1	1	2	1.0	1	0	0	0	0	4	1.3	
at George Washington	11/30/2022		13:14	1-5	.200	1-4	.250	0-0	.000	0	2	2	1.3	2	1	0	0	0	3	1.8	
at Georgetown	12/03/2022		16:04	0-1	.000	0-1	.000	0-0	.000	0	1	1	1.2	1	0	0	0	1	0	1.4	
Presbyterian	12/11/2022		02:39	0-0	.000	0-0	.000	0-0	.000	0	0	0	1.0	1	0	0	0	0	0	1.2	
at UAB	12/14/2022		07:03	0-0	.000	0-0	.000	0-0	.000	0	2	2	1.1	1	1	0	0	0	0	1.0	
vs East Carolina	12/17/2022		01:09	0-0	.000	0-0	.000	0-0	.000	0	0	0	1.0	0	0	0	0	0	0	0.9	
Western Ky.	12/22/2022		04:58	0-1	.000	0-1	.000	0-0	.000	0	0	0	0.9	1	0	0	0	0	0	0.8	
Eastern Mich.	12/30/2022		03:25	0-1	.000	0-1	.000	0-0	.000	0	1	1	0.9	0	0	0	0	0	0	0.7	
Tennessee	01/07/2023		09:29	0-3	.000	0-2	.000	0-0	.000	0	0	0	0.8	0	0	1	0	0	0	0.6	
Texas A&M	01/14/2023		09:52	2-3	.667	2-3	.667	0-0	.000	1	0	1	0.8	2	0	1	0	0	6	1.1	
Ole Miss	01/17/2023		00:13	0-0	.000	0-0	.000	0-0	.000	0	0	0	0.8	0	0	0	0	0	0	1.0	
at Florida	01/25/2023		08:11	1-1	1.000	1-1	1.000	0-0	.000	0	2	2	0.9	1	1	1	0	0	3	1.1	
at Georgia	01/28/2023		05:14	0-1	.000	0-1	.000	0-0	.000	0	1	1	0.9	0	0	0	0	0	0	1.1	
Mississippi St.	01/31/2023		13:22	0-2	.000	0-2	.000	0-0	.000	0	0	0	0.8	1	0	0	0	0	0	1.0	
Totals			0	127:22	5-23	.217	4-19	.211	2-2	1.000	2	11	13	0.8	11	3	4	0	1	16	1.0

Player Averages

Games Played	Minutes/game	Points/game	FG Pct	3FG Pct	FT Pct	Rebounds/game	Assists/game	Turnovers/game	Assist/Turnover ratio	Steals/game	Blocks/game
16	8.0	1.0	21.7	21.1	100.0	0.8	0.2	0.3	0.8	0.1	0.0

PLAYER BIO

2022-23

- Hit two 3s and scored six points, his most as a Gamecock, vs. Texas A&M (Jan. 14)
- Had first career steal as a Gamecock at Georgetown (Dec. 3)
- Played career-high 28 minutes in a Gamecock uniform in comeback victory over USC Upstate (Nov. 25); had four points and pair of rebounds
- Made his first two appearances of the season at the Charleston Classic vs. Colorado State (Nov. 18) and Furman (Nov. 20)
- Has not played yet this season

2021-22

- Made season debut in blowout win vs. Allen (Dec. 14); scored first career points as a Gamecock knocking down a corner three; also had two assists in seven minutes of action

2020-21

- Saw first action career action in Garnet & Black vs. Texas A&M (Jan. 6)

PRE-SOUTH CAROLINA

- Spent freshman season at Missouri State where he played in 27 games with five starts
- His 2.9 assist-to-turnover ratio in MVC games ranked third in the league (20 assists, 7 turnovers) in 2019-20

PERSONAL

- Son of Ruby and Ford Cooper Sr.
- Has two sisters, Riley and Elle
- His advice to young people is "never stop imagining"
- Credits Mexico as his favorite vacation destination, and his favorite dessert is cake
- An African American Studies major

CAREER STATS

SEASON	TEAM	GP-GS	MIN/AVG	Field Goals		3-Point		F-Throws		Rebounds				Scoring						
				FG-FGA	FG%	3FG-3FGA	3FG%	FT-FTA	FT%	OFF	DEF	TOT	AVG	PF-FO	A	TO	BLK	STL	PTS	AVG
2019-20	MOST	27-5	323/12.0	14-48	.292	13-35	.371	9-11	.818	2	24	26	1.0	38-1	31	21	1	14	50	1.9
2020-21	USC	1-0	2/1.6	0-0	.000	0-0	.000	0-0	.000	0	0	0	0.0	0-0	0	0	0	0	0	0.0
2021-22	USC	1-0	7/7.4	1-1	1.000	1-1	1.000	0-0	.000	0	0	0	0.0	0-0	2	1	0	0	3	3.0
2022-23	USC	16-0	127/8.0	5-23	.217	4-19	.211	2-2	1.000	2	11	13	0.8	11-0	3	4	0	1	16	1.0
TOTAL FOR USC		18-0	136/7.6	6-24	.250	5-20	.250	2-2	1.000	2	11	13	0.7	11-0	5	5	0	1	19	1.1
TOTAL		45-5	460/10.2	20-72	.278	18-55	.327	11-13	.846	4	35	39	0.9	49-1	36	26	1	15	69	1.5

12 ZACHARY DAVIS

Fr. • 6-8 • 192 • Orangeburg, S.C. // Denmark-Olar (Denmark, S.C.)

CAREER HIGHS

Single Game Highs

Statistic	Value
Points	13 vs Texas A&M 01/14/23
Rebounds	6 vs Eastern Mich. 12/30/22
Assists	2 vs Tennessee 01/07/23, at Florida 01/25/23, vs Arkansas 02/04/23
Steals	2 vs Texas A&M 01/14/23, at Ole Miss 02/11/23
Blocks	2 vs Tennessee 01/07/23
FG Made	4 vs Texas A&M 01/14/23
FG Attempts	8 vs USC Upstate 11/25/22
3FG Made	1 4 times
3FG Attempts	5 vs USC Upstate 11/25/22
FT Made	4 vs Texas A&M 01/14/23
FT Attempts	5 vs Texas A&M 01/14/23

SUPERLATIVES

	'22-23
Double-figure scoring	1
Double-figure rebounding	-
Double-double	-
3+ assists	-
2+ steals	2
Team high scoring	1
Team high rebounding	-
Team high assists	2
Team high steals	6

includes led, or shared team high



INSTAGRAM: therealzloo

TWITTER: @_ZachDavis12

2022-23 GAME-BY-GAME

Opponent	Date	GS	MIN	Total		3-Pointers		Free throws		Rebounds				PF	A	TO	BLK	STL	PTS	AVG	
				FG-FGA	PCT	3FG-3FGA	PCT	FT-FTA	PCT	OFF	DEF	TOT	AVG								
South Carolina St.	11/08/2022		18:53	2-5	.400	0-3	.000	0-0	.000	1	2	3	3.0	1	0	2	0	0	4	4.0	
Clemson	11/11/2022		12:28	0-2	.000	0-2	.000	0-1	.000	1	2	3	3.0	0	1	0	0	1	0	2.0	
vs Colorado St.	11/17/2022		17:23	0-1	.000	0-0	.000	0-0	.000	0	1	1	2.3	0	0	1	0	0	1.3		
vs Davidson	11/18/2022		13:09	0-1	.000	0-1	.000	0-0	.000	0	2	2	2.3	2	1	1	0	1	0	1.0	
vs Furman	11/20/2022		04:13	0-1	.000	0-0	.000	0-0	.000	0	1	1	2.0	1	0	0	0	1	0	0.8	
USC Upstate	11/25/2022	*	24:32	3-8	.375	1-5	.200	0-0	.000	2	2	4	2.3	1	1	0	0	0	7	1.8	
at George Washington	11/30/2022		14:06	2-3	.667	0-1	.000	0-0	.000	1	2	3	2.4	1	1	0	0	1	4	2.1	
at Georgetown	12/03/2022		03:45	0-1	.000	0-1	.000	0-0	.000	0	0	0	2.1	0	0	0	0	0	0	1.9	
vs East Carolina	12/17/2022		02:47	0-0	.000	0-0	.000	0-0	.000	0	1	1	2.0	0	0	1	0	0	0	1.7	
Western Ky.	12/22/2022		06:46	0-1	.000	0-0	.000	0-0	.000	1	1	2	2.0	1	0	1	0	1	0	1.5	
Eastern Mich.	12/30/2022		14:45	2-3	.667	0-1	.000	0-0	.000	3	3	6	2.4	0	1	0	1	0	4	1.7	
at Vanderbilt	01/03/2023		09:51	1-1	1.000	1-1	1.000	0-0	.000	0	1	1	2.3	0	0	0	0	0	3	1.8	
Tennessee	01/07/2023		13:25	0-2	.000	0-1	.000	0-0	.000	0	2	2	2.2	0	2	0	2	1	0	1.7	
at Kentucky	01/10/2023		06:60	1-1	1.000	0-0	.000	0-0	.000	1	3	4	2.4	0	0	0	0	0	2	1.7	
Texas A&M	01/14/2023	*	21:42	4-6	.667	1-2	.500	4-5	.800	0	2	2	2.3	3	1	2	0	2	13	2.5	
Ole Miss	01/17/2023		17:09	3-4	.750	0-0	.000	0-0	.000	1	3	4	2.4	3	0	0	0	0	6	2.7	
Auburn	01/21/2023		19:05	1-4	.250	0-2	.000	0-0	.000	0	0	0	2.3	4	1	1	0	0	2	2.6	
at Florida	01/25/2023		15:50	0-2	.000	0-1	.000	2-2	1.000	2	1	3	2.3	2	2	0	0	0	2	2.6	
at Georgia	01/28/2023		10:59	0-0	.000	0-0	.000	0-0	.000	0	3	3	2.4	1	0	2	0	0	0	2.5	
Mississippi St.	01/31/2023		13:38	1-1	1.000	0-0	.000	0-0	.000	1	1	2	2.4	1	0	1	0	1	2	2.5	
Arkansas	02/04/2023		13:14	0-2	.000	0-2	.000	0-0	.000	0	0	0	2.2	1	2	1	0	1	0	2.3	
at Missouri	02/07/2023		04:33	0-1	.000	0-1	.000	0-0	.000	0	0	0	2.1	3	1	0	0	0	0	2.2	
at Ole Miss	02/11/2023		13:03	0-1	.000	0-1	.000	2-2	1.000	0	0	0	2.0	1	1	2	0	0	2	2.2	
Vanderbilt	02/14/2023		13:11	1-2	.500	1-2	.500	0-0	.000	0	2	2	2.0	1	1	0	1	1	3	2.3	
Totals			2	305:26	21-53	.396	4-27	.148	8-10	.800	14	35	49	2.0	27	16	15	4	13	54	2.3

Player Averages

Games Played	Minutes/game	Points/game	FG Pct	3FG Pct	FT Pct	Rebounds/game	Assists/game	Turnovers/game	Assist/Turnover ratio	Steals/game	Blocks/game
24	12.7	2.3	39.6	14.8	80.0	2.0	0.7	0.6	1.1	0.5	0.2

PLAYER BIO

2022-23

- Scored in double-figures for the first time as a Gamecock vs. Texas A&M (Jan. 14) ; led team with 13 points and pair of steals
- Logged first career start vs. USC Upstate (Nov. 25) ; had seven points and four rebounds
- Made Gamecock debut in 80-77 win vs. SC State (Nov. 8) ; had four points and three rebounds in 19 minutes of action

PRE-SOUTH CAROLINA

- Three-star prospect, rated fourth-best player in the state via 247Sports and On3
- As a senior, led Denmark-Olar to an 18-7 record after averaging 24.2 points, 9.3 rebounds, 8.2 assists, 3.1 steals and 2.6 blocks per game
- Named 2022 1A Boys South Carolina Basketball Coaches Association Player of the Year
- Two-time all-state selection and three-time all-region pick
- Averaged 16.9 points per game as a junior and 16.6 points per game as a sophomore for the Vikings

Personal

- Son of Hercules and Karla Davis – has an older sister, Danielle
- Dad was his high school coach at Denmark-Olar
- Earned a spot on the A-B honor roll every year of high school
- Born on July 28
- Mass communication major

CAREER STATS

SEASON	TEAM	GP-GS	MIN/AVG	Field Goals		3-Point		F-Throws		Rebounds				Scoring						
				FG-FGA	FG%	3FG-3FGA	3FG%	FT-FTA	FT%	OFF	DEF	TOT	AVG	PF-FO	A	TO	BLK	STL	PTS	AVG
2022-23	USC	24-2	305/12.7	21-53	.396	4-27	.148	8-10	.800	14	35	49	2.0	27-0	16	15	4	13	54	2.3
TOTAL		24-2	305/12.7	21-53	.396	4-27	.148	8-10	.800	14	35	49	2.0	27-0	16	15	4	13	54	2.3

33 JOSH GRAY

Jr. • Forward • 7-0 • 255 • Brooklyn, N.Y. // LSU // Putnam Science Academy (Putnam, Conn.)

CAREER HIGHS

Single Game Highs

Statistic	Value
Points	20 vs Arkansas 02/04/23
Rebounds	14 vs Mississippi St. 01/31/23, vs Arkansas 02/04/23
Assists	2 4 times
Steals	2 4 times
Blocks	3 4 times
FG Made	9 vs Arkansas 02/04/23
FG Attempts	14 vs Arkansas 02/04/23
3FG Attempts	1 vs Western Ky. 11/14/21, vs Arkansas 02/04/23
FT Made	3 vs Georgetown 12/05/21, at Florida 01/25/23, at Missouri 02/07/23
FT Attempts	7 at Florida 01/25/23

SUPERLATIVES

	'22-23	Career
Double-figure scoring	2	2
Double-figure rebounding	6	7
Double-double	2	2
2+ blocks	4	7
Team high scoring	1	1
Team high rebounding	11	14*
Team high blocks	13	17*

includes led, or shared team high
* at South Carolina



INSTAGRAM: joshgrayofficial

TWITTER: @NWNBJosh

2022-23 GAME-BY-GAME

Opponent	Date	GS	MIN	Total		3-Pointers		Free throws		Rebounds			PF	A	TO	BLK	STL	PTS	AVG		
				FG-FGA	PCT	3FG-3FGA	PCT	FT-FTA	PCT	OFF	DEF	TOT								AVG	
South Carolina St.	11/08/2022		13:56	1-1	1.000	0-0	.000	2-2	1.000	2	4	6	6.0	5	0	1	2	0	4	4.0	
Clemson	11/11/2022		19:03	2-6	.333	0-0	.000	2-5	.400	5	5	10	8.0	1	1	0	3	0	6	5.0	
vs Colorado St.	11/17/2022		05:29	1-1	1.000	0-0	.000	0-0	.000	1	0	1	5.7	3	0	0	1	0	2	4.0	
vs Davidson	11/18/2022		05:36	1-1	1.000	0-0	.000	0-2	.000	1	1	2	4.8	1	0	0	1	0	2	3.5	
vs Furman	11/20/2022		09:11	1-1	1.000	0-0	.000	1-2	.500	0	1	1	4.0	1	0	2	1	0	3	3.4	
USC Upstate	11/25/2022		08:36	1-2	.500	0-0	.000	0-1	.000	1	1	2	3.7	1	0	0	1	0	2	3.2	
at George Washington	11/30/2022		15:03	2-2	1.000	0-0	.000	0-0	.000	2	1	3	3.6	4	0	1	0	0	4	3.3	
at Georgetown	12/03/2022		06:14	1-1	1.000	0-0	.000	0-0	.000	1	0	1	3.3	1	1	1	0	0	2	3.1	
Presbyterian	12/11/2022		20:56	1-2	.500	0-0	.000	2-2	1.000	3	4	7	3.7	3	0	0	1	1	4	3.2	
at UAB	12/14/2022		13:38	0-1	.000	0-0	.000	0-0	.000	2	5	7	4.0	3	2	1	2	0	0	2.9	
vs East Carolina	12/17/2022		17:21	1-3	.333	0-0	.000	0-1	.000	4	3	7	4.3	3	0	1	1	0	2	2.8	
Western Ky.	12/22/2022		06:22	0-0	.000	0-0	.000	0-0	.000	1	1	2	4.1	1	1	0	0	0	0	2.6	
Eastern Mich.	12/30/2022		05:39	0-1	.000	0-0	.000	0-0	.000	2	1	3	4.0	1	0	0	0	0	0	2.4	
at Vanderbilt	01/03/2023		06:10	2-2	1.000	0-0	.000	1-2	.500	1	2	3	3.9	3	0	1	0	0	5	2.6	
Tennessee	01/07/2023		16:07	1-3	.333	0-0	.000	0-0	.000	5	0	5	4.0	1	0	1	0	2	2	2.5	
at Kentucky	01/10/2023	*	24:14	2-6	.333	0-0	.000	0-0	.000	1	2	3	3.9	2	1	3	1	0	4	2.6	
Texas A&M	01/14/2023	*	10:55	1-2	.500	0-0	.000	0-0	.000	0	1	1	3.8	3	0	0	1	0	4	2.6	
Ole Miss	01/17/2023	*	12:49	2-3	.667	0-0	.000	0-0	.000	0	2	2	3.7	2	1	0	1	0	4	2.7	
Auburn	01/21/2023		21:02	2-4	.500	0-0	.000	2-2	1.000	5	3	8	3.9	1	0	1	0	0	6	2.8	
at Florida	01/25/2023		20:39	4-8	.500	0-0	.000	3-7	.429	5	8	13	4.4	3	0	0	1	0	11	3.3	
at Georgia	01/28/2023	*	23:14	2-5	.400	0-0	.000	0-0	.000	2	4	6	4.4	4	0	2	2	0	4	3.3	
Mississippi St.	01/31/2023	*	21:28	3-6	.500	0-0	.000	0-0	.000	8	6	14	4.9	4	2	3	1	2	6	3.4	
Arkansas	02/04/2023	*	26:36	9-14	.643	0-1	.000	2-4	.500	7	7	14	5.3	2	1	0	1	0	20	4.1	
at Missouri	02/07/2023	*	22:27	3-3	1.000	0-0	.000	3-4	.750	5	2	7	5.3	1	0	1	0	1	9	4.3	
at Ole Miss	02/11/2023	*	25:13	1-5	.200	0-0	.000	1-6	.167	3	10	13	5.6	2	1	2	1	1	3	4.3	
Vanderbilt	02/14/2023	*	23:39	1-2	.500	0-0	.000	0-2	.000	1	11	12	5.9	4	0	1	0	0	2	4.2	
Totals			9	401:38	45-85	.529	0-1	.000	19-42	.452	68	85	153	5.9	60	11	22	22	7	109	4.2

Player Averages

Games Played	Minutes/game	Points/game	FG Pct	3FG Pct	FT Pct	Rebounds/game	Assists/game	Turnovers/game	Assist/Turnover ratio	Steals/game	Blocks/game
26	15.4	4.2	52.9	0.0	45.2	5.9	0.4	0.8	0.5	0.3	0.8

PLAYER BIO

2022-23

- Had best game in college with 20 points and 14 rebounds (both career highs) vs. Arkansas (Feb. 4); was 9-of-14 with five dunks in the game
- Pulled down career-high 14 rebounds vs. Miss. State (Jan. 31); eight of them came on the offensive end
- Had career day at Florida (Jan. 25) with first double-double and first game in double figures scoring in college; finished with 11 points (first double figure scoring game in college) and 13 rebounds
- Gave the team big minutes off the bench in 60-58 rivalry game win vs. Clemson (Nov. 11); had six points, 10 rebounds (second career double figure rebounding performance) and matched his career high with three blocks

2021-22

- Saw action in 25 games during first season in Garnet and Black; started the first three games then came off the bench the remainder of the season, averaging 11.3 minutes per contest
- Averaged 2.9 points and 3.5 rebounds per game; was 30-for-58 from the field (51.7 percent)
- Had a career-high three blocks on three separate occasions: vs. Rider (Nov. 28), vs. Vanderbilt (Jan. 26) and at No. 5/5 Auburn (March 5)
- Pulled down 11 rebounds at Arkansas (Jan. 18); also had eight points and was 4-of-6 from the field
- Had nine points in 80-67 win vs. Georgetown (Dec. 5)

PRE-SOUTH CAROLINA

- Played freshman season at LSU where he averaged 0.8 points and 1.2 rebounds in 10 games
- Prior to college career, spent a season at Putnam Science Academy (Connecticut) helping his team capture the co-National Prep Championship and a 36-4 overall record
- At Putnam, averaged 9.8 points, 8.9 rebounds and 2.1 blocks per game
- Also participated in track and soccer in high school

PERSONAL

- Son of Mr. and Mrs. Gray
- Is the youngest of three siblings
- Lists Giannis Antetokounmpo as his favorite professional basketball player
- His favorite dessert is cheesecake, and his favorite vacation spot is France
- A mass communications major

CAREER STATS

SEASON	TEAM	GP-GS	MIN/AVG	Field Goals		3-Point		F-Throws		Rebounds				Scoring						
				FG-FGA	FG%	3FG-3FGA	3FG%	FT-FTA	FT%	OFF	DEF	TOT	AVG	PF-FO	A	TO	BLK	STL	PTS	AVG
2020-21	LSU	10-0	33/3.3	3-6	.500	0-0	.000	2-7	.286	5	7	12	1.2	7-0	0	2	1	0	8	0.8
2021-22	USC	25-3	284/11.3	30-58	.517	0-1	.000	13-34	.382	36	51	87	3.5	37-0	9	12	17	11	73	2.9
2022-23	USC	26-9	402/15.4	45-85	.529	0-1	.000	19-42	.452	68	85	153	5.9	60-1	11	22	22	7	109	4.2
TOTAL FOR USC		51-12	685/13.4	75-143	.524	0-2	.000	32-76	.421	104	136	240	4.7	97-1	20	34	39	18	182	3.6
TOTAL		61-12	719/11.8	78-149	.523	0-2	.000	34-83	.410	109	143	252	4.1	104-1	20	36	40	18	190	3.1

30 DANIEL HANKINS-SANFORD

Fr. • Forward • 6-8 • 233 • Charlotte, N.C. // Julius L. Chambers (Charlotte, N.C.)

CAREER HIGHS

Single Game Highs

Statistic	Value
Points	8 vs Eastern Mich. 12/30/22
Rebounds	8 vs Western Ky. 12/22/22
Assists	3 vs Furman 11/20/22
Steals	1 vs Tennessee 01/07/23, vs Ole Miss 01/17/23
Blocks	1 vs South Carolina St. 11/08/22
FG Made	4 vs Eastern Mich. 12/30/22
FG Attempts	8 vs Eastern Mich. 12/30/22
3FG Made	1 vs Tennessee 01/07/23, at Kentucky 01/10/23
3FG Attempts	2 vs Vanderbilt 02/14/23, vs Furman 11/20/22

SUPERLATIVES

	22-23
Double-figure scoring	-
Double-figure rebounding	-
Double-double	-
2+ blocks	-
2+ steals	-
Team high scoring	-
Team high rebounding	1
Team high blocks	-
Team high steals	1

includes led, or shared team high



INSTAGRAM: danwiththetackzz

TWITTER: @danielsanford30

2022-23 GAME-BY-GAME

Opponent	Date	GS	MIN	Total		3-Pointers		Free throws		Rebounds				PF	A	TO	BLK	STL	PTS	AVG
				FG-FGA	PCT	3FG-3FGA	PCT	FT-FTA	PCT	OFF	DEF	TOT	AVG							
South Carolina St.	11/08/2022		09:15	1-3	.333	0-0	.000	3-3	1.000	0	1	1	1.0	1	0	1	1	0	5	5.0
Clemson	11/11/2022		07:00	1-5	.200	0-1	.000	0-0	.000	1	4	5	3.0	1	0	0	0	0	2	3.5
vs Colorado St.	11/17/2022		08:57	0-1	.000	0-0	.000	3-4	.750	3	0	3	3.0	1	0	2	0	0	3	3.3
vs Davidson	11/18/2022		10:04	1-2	.500	0-0	.000	0-0	.000	3	3	6	3.8	1	0	2	0	0	2	3.0
vs Furman	11/20/2022		14:20	1-5	.200	0-2	.000	0-1	.000	1	1	2	3.4	0	3	0	0	0	2	2.8
USC Upstate	11/25/2022		05:00	0-2	.000	0-0	.000	0-0	.000	2	0	2	3.2	0	0	1	0	0	0	2.3
vs East Carolina	12/17/2022		03:44	0-1	.000	0-0	.000	0-0	.000	1	1	2	3.0	0	0	0	0	0	0	2.0
Western Ky.	12/22/2022		12:27	1-4	.250	0-0	.000	0-4	.000	3	5	8	3.6	1	0	1	0	0	2	2.0
Eastern Mich.	12/30/2022		11:20	4-8	.500	0-1	.000	0-0	.000	2	1	3	3.6	0	0	0	0	0	8	2.7
at Vanderbilt	01/03/2023		07:55	0-3	.000	0-0	.000	0-0	.000	1	0	1	3.3	1	0	0	0	0	0	2.4
Tennessee	01/07/2023		08:50	1-3	.333	1-1	1.000	0-0	.000	0	1	1	3.1	1	0	0	0	1	3	2.5
at Kentucky	01/10/2023		11:18	2-2	1.000	1-1	1.000	0-0	.000	0	0	0	2.8	2	0	0	0	0	5	2.7
Texas A&M	01/14/2023		15:54	2-4	.500	0-1	.000	0-0	.000	2	1	3	2.8	1	0	1	0	0	4	2.8
Ole Miss	01/17/2023		04:05	0-2	.000	0-0	.000	0-0	.000	0	1	1	2.7	0	0	0	0	0	1	2.6
Auburn	01/21/2023		04:57	1-3	.333	0-0	.000	0-0	.000	1	0	1	2.6	1	0	0	0	0	2	2.5
at Florida	01/25/2023		09:14	2-3	.667	0-0	.000	0-0	.000	1	1	2	2.6	1	1	1	0	0	4	2.6
Arkansas	02/04/2023		01:34	0-0	.000	0-0	.000	0-0	.000	0	0	0	2.4	0	0	0	0	0	0	2.5
Vanderbilt	02/14/2023		05:32	3-5	.600	0-2	.000	1-1	1.000	1	0	1	2.3	1	0	0	0	0	7	2.7
Totals			0 151:26	20-56	.357	2-9	.222	7-13	.538	22	20	42	2.3	13	4	9	1	2	49	2.7

Player Averages

Games Played	Minutes/game	Points/game	FG Pct	3FG Pct	FT Pct	Rebounds/game	Assists/game	Turnovers/game	Assist/Turnover ratio	Steals/game	Blocks/game
18	8.4	2.7	35.7	22.2	53.8	2.3	0.2	0.5	0.4	0.1	0.1

PLAYER BIO

2022-23

- Scored seven points (3-for-5 FGs) vs. Vanderbilt (Feb. 14) to lead all bench scorers in the game
- Grabbed a career-high eight rebounds in 65-58 win over WKU (Dec. 22) in just 12 minutes of action
- Did not travel due to illness and missed both of team's games on D.C. roadtrip: at George Washington (Nov. 30) and at Georgetown (Dec. 3)
- Had season-high six rebounds in just 10 minutes of action vs. Davidson (Nov. 18)
- Pulled down five rebounds in just 7 minutes of game time in a 60-58 win vs. in-state rival Clemson (Nov. 11)
- Made Gamecock debut in 80-77 win vs. SC State (Nov. 8) ; had five points, a rebound and a block in 9 minutes of action

PRE-SOUTH CAROLINA

- Three-star prospect, rated in the top-200 nationally and fifth in the state of the North Carolina via 247Sports
- Played varsity all four years at Julius L. Chambers High School (2018-22)
- As a senior, led the Cougars to a 22-7 overall record after averaging 16.5 points, 7.9 rebounds, 1.9 steals and 1.8 assists per game
- As a junior, averaged 21.4 points, 9.9 rebounds, 2.4 assists and 2.0 blocks per game

Personal

- Sport and entertainment management major

CAREER STATS

SEASON	TEAM	GP-GS	MIN/AVG	Field Goals		3-Point		F-Throws		Rebounds				Scoring						
				FG-FGA	FG%	3FG-3FGA	3FG%	FT-FTA	FT%	OFF	DEF	TOT	AVG	PF-FO	A	TO	BLK	STL	PTS	AVG
2022-23	USC	18-0	151/8.4	20-56	.357	2-9	.222	7-13	.538	22	20	42	2.3	13-0	4	9	1	2	49	2.7
TOTAL		18-0	151/8.4	20-56	.357	2-9	.222	7-13	.538	22	20	42	2.3	13-0	4	9	1	2	49	2.7

23

GREGORY "GG" JACKSON II

Jr. • Forward • 6-9 • 215 • Columbia, S.C. // Ridge View (Columbia, S.C.)

CAREER HIGHS

Single Game Highs

Statistic	Value	
Points	30	vs Auburn 01/21/23
Rebounds	16	vs Western Ky. 12/22/22
Assists	3	vs Ole Miss 01/17/23, at Georgia 01/28/23
Steals	4	at Georgia 01/28/23
Blocks	3	at George Washington 11/30/22
FG Made	10	vs Auburn 01/21/23
FG Attempts	21	vs Auburn 01/21/23
3FG Made	4	vs Eastern Mich. 12/30/22, vs Auburn 01/21/23
3FG Attempts	9	vs Eastern Mich. 12/30/22
FT Made	6	vs Auburn 01/21/23
FT Attempts	8	vs Auburn 01/21/23, at Florida 01/25/23

SUPERLATIVES

Double-figure scoring	21
Double-figure rebounding	3
Double-double	3
2+ blocks	6
2+ steals	5
Team high scoring	13
Team high rebounding	12
Team high blocks	9
Team high steals	9

includes led, or shared team high



INSTAGRAM: gregupnxt

TWITTER: @_ggjackson

2022-23 GAME-BY-GAME

Opponent	Date	GS	MIN	Total		3-Pointers		Free throws		Rebounds				PF	A	TO	BLK	STL	PTS	AVG	
				FG-FGA	PCT	3FG-3FGA	PCT	FT-FTA	PCT	OFF	DEF	TOT	AVG								
South Carolina St.	11/08/2022	*	33:10	7-15	.467	2-2	1.000	2-4	.500	2	8	10	10.0	1	1	4	1	1	18	18.0	
Clemson	11/11/2022	*	33:55	4-13	.308	1-3	.333	3-4	.750	3	5	8	9.0	1	0	1	0	2	12	15.0	
vs Colorado St.	11/17/2022	*	30:50	8-18	.444	2-7	.286	2-3	.667	2	5	7	8.3	4	0	3	0	0	20	16.7	
vs Davidson	11/18/2022	*	38:01	5-12	.417	0-2	.000	2-3	.667	3	6	9	8.5	3	0	2	2	3	12	15.5	
vs Furman	11/20/2022	*	34:36	8-15	.533	2-5	.400	1-2	.500	1	5	6	8.0	0	1	5	1	1	19	16.2	
USC Upstate	11/25/2022	*	33:04	8-14	.571	3-6	.500	3-4	.750	1	5	6	7.7	2	1	3	2	0	22	17.2	
at George Washington	11/30/2022	*	26:28	4-17	.235	1-5	.200	2-3	.667	3	3	6	7.4	1	1	0	3	0	11	16.3	
at Georgetown	12/03/2022	*	38:36	9-19	.474	2-5	.400	2-3	.667	3	5	8	7.5	2	2	3	0	1	22	17.0	
Presbyterian	12/11/2022	*	33:55	6-12	.500	2-6	.333	4-6	.667	1	4	5	7.2	0	0	0	0	0	18	17.1	
at UAB	12/14/2022	*	36:16	7-17	.412	3-8	.375	3-4	.750	3	0	3	6.8	3	1	5	2	0	20	17.4	
vs East Carolina	12/17/2022	*	31:42	5-14	.357	2-6	.333	1-3	.333	1	4	5	6.6	4	0	2	0	2	13	17.0	
Western Ky.	12/22/2022	*	32:13	4-14	.286	1-3	.333	3-5	.600	2	14	16	7.4	2	1	2	2	0	12	16.6	
Eastern Mich.	12/30/2022	*	29:55	9-19	.474	4-9	.444	2-2	1.000	4	5	9	7.5	1	0	4	0	0	24	17.2	
at Vanderbilt	01/03/2023	*	40:26	6-16	.375	0-7	.000	1-3	.333	2	5	7	7.5	3	1	2	0	2	13	16.9	
Tennessee	01/07/2023	*	21:40	0-8	.000	0-4	.000	0-0	.000	0	1	1	7.1	1	0	4	0	0	0	15.7	
at Kentucky	01/10/2023	*	34:54	6-10	.600	2-2	1.000	2-3	.667	1	2	3	6.8	0	1	1	0	0	16	15.8	
Texas A&M	01/14/2023	*	32:19	2-13	.154	0-6	.000	1-2	.500	1	2	3	6.6	2	1	1	1	1	5	15.1	
Ole Miss	01/17/2023	*	35:56	5-20	.250	2-8	.250	3-5	.600	0	7	7	6.6	0	3	1	0	1	15	15.1	
Auburn	01/21/2023	*	33:37	10-21	.476	4-8	.500	6-8	.750	3	5	8	6.7	2	0	2	2	1	30	15.9	
at Florida	01/25/2023	*	31:42	7-18	.389	1-3	.333	5-8	.625	2	8	10	6.9	1	2	2	1	1	20	16.1	
at Georgia	01/28/2023	*	35:13	6-19	.316	2-7	.286	4-6	.667	5	4	9	7.0	3	3	7	0	4	18	16.2	
Mississippi St.	01/31/2023	*	27:09	4-14	.286	3-7	.429	4-7	.571	0	0	0	6.6	0	1	5	0	1	15	16.1	
Arkansas	02/04/2023	*	33:01	3-8	.375	2-3	.667	1-2	.500	0	7	7	6.7	2	0	3	1	0	9	15.8	
at Missouri	02/07/2023	*	26:30	8-12	.667	3-6	.500	4-7	.571	0	2	2	6.5	2	0	1	0	1	23	16.1	
at Ole Miss	02/11/2023	*	12:08	2-5	.400	1-2	.500	0-0	.000	0	1	1	6.2	1	0	4	1	0	5	15.7	
Vanderbilt	02/14/2023	*	15:57	1-7	.143	0-6	.000	0-0	.000	0	1	1	6.0	0	0	0	0	0	2	15.2	
Totals			23	813:13	144-370	.389	45-136	.331	61-97	.629	43	114	157	6.0	41	20	67	19	22	394	15.2

Player Averages

Games Played	Minutes/game	Points/game	FG Pct	3FG Pct	FT Pct	Rebounds/game	Assists/game	Turnovers/game	Assist/Turnover ratio	Steals/game	Blocks/game
26	31.3	15.2	38.9	33.1	62.9	6.0	0.8	2.6	0.3	0.8	0.7

PLAYER BIO

2022-23

- Came off bench and scored 23 points on an efficient 8-of-12 shooting (career-best 66.7 percent) at Missouri (Feb. 7)
- Had third double-double of season with 20 points and 10 rebounds at Florida (Jan. 25)
- Had career-high 30 points vs. No. 16/17 Auburn (Jan. 21); missed his first eight shots and finished the game 10-of-13 (76.9 percent); first freshman since Bruce Ellington (12/22/10) to score 30 or more points in a game
- Scored 24 points and had nine rebounds in win vs. EMU (Dec. 30)
- Had 22 points (all in the second half) in a comeback road win at Georgetown (Dec. 3); went 9-for-19 from the floor (both career highs) and led team with eight rebounds
- Poured in 22 points in win over USC Upstate (Nov. 25); went 8-of-14 and 3-of-6 from 3 in the game
- Has scored in double figures in every game as a Gamecock
- Went 8-for-15 (53.3 percent) and scored 19 points vs. Furman (Nov. 20) in the team's final game of Charleston Classic
- Recorded 12 points, nine rebounds, three steals and a pair of blocks vs. Davidson (Nov. 18)
- Had first career 20 point game vs. Colorado State (Nov. 17)
- Named SEC Freshman of the Week (Nov. 14)
- Had 12 points, eight rebounds and a pair of steals in a 60-58 win vs. in-state rival Clemson (Nov. 11); had 10 points in the first half and helped Gamecocks jump out to 9-point lead at halftime
- Had 18 points and 10 rebounds in Gamecock debut, a 80-77 victory vs. SC State (Nov. 8)

PRE-SOUTH CAROLINA

- The consensus top player in the 2023 class, reclassified in late July to become a part of the 2022 class
- A five-star prospect, ranked No. 6 in the final 247Sports and No. 7 in the final On3 player rankings for the 2022 class
- Highest ranked incoming freshman in program history and joined former standout PJ Dozier as the only five-star signees all-time for the Gamecocks (recruit rankings started in early 2000s)
- Played in the Nike Elite Youth Basketball League for Team CP3; in 20 games, averaged 12.8 points, 10.6 rebounds (led the league) and 1.9 blocks per game while shooting 49.5 percent from the field and 35.1 percent from behind the arc
- Was named MVP of the 2022 National Basketball Players Association (NBPA) Top 100 Camp in early July; over 300 alumni have gone on to successful careers in the NBA since 1994
- Part of Team USA squad that brought home the Gold Medal at the 2022 FIBA U18 Americas Championship in Tijuana, Mexico
- As a junior, averaged 22.1 points, 10.9 rebounds and 2.3 blocks per game in helping lead the Blazers to the 2022 South Carolina Class 5A State Championship
- 2021-22 South Carolina Boys Basketball Gatorade Player of the Year; 2022 5A Boys South Carolina Basketball Coaches Association Player of the Year

Personal

- Son of Gregory Jackson and LaKeysha Alston
- Has an older sister, Nyla, also a student with him at USC
- Born on Dec. 17, 2004
- Sport and entertainment management major

CAREER STATS

SEASON	TEAM	GP-GS	MIN/AVG	Field Goals		3-Point		F-Throws		Rebounds				Scoring						
				FG-FGA	FG%	3FG-3FGA	3FG%	FT-FTA	FT%	OFF	DEF	TOT	AVG	PF-FO	A	TO	BLK	STL	PTS	AVG
2022-23	USC	26-23	813/31.3	144-370	.389	45-136	.331	61-97	.629	43	114	157	6.0	41-0	20	67	19	22	394	15.2
TOTAL		26-23	813/31.3	144-370	.389	45-136	.331	61-97	.629	43	114	157	6.0	41-0	20	67	19	22	394	15.2

5

MEECHIE JOHNSON

So. • Guard • 6-2 • 180 • Cleveland, Ohio // Ohio State // Garfield Heights (Cleveland, Ohio)

CAREER HIGHS

Single Game Highs

Statistic	Value
Points	26 at Kentucky 01/10/23
Rebounds	7 at Georgetown 12/03/22
Assists	8 at Georgetown 12/03/22
Steals	4 vs Bowling Green 11/15/21
Blocks	1 5 times
FG Made	9 at Kentucky 01/10/23
FG Attempts	17 vs Presbyterian 12/11/22, at Georgia 01/28/23
3FG Made	6 vs Western Ky. 12/22/22, at Kentucky 01/10/23
3FG Attempts	11 vs Western Ky. 12/22/22
FT Made	6 vs Tennessee 01/07/23, vs Auburn 01/21/23, vs Vanderbilt 02/14/23
FT Attempts	6 vs Tennessee 01/07/23, vs Auburn 01/21/23, vs Vanderbilt 02/14/23

SUPERLATIVES

	'22-23	Career
Double-figure scoring	16	18
Double-figure rebounding	-	-
Double-double	-	-
3+ assists	17	17
2+ steals	4	5
Team high scoring	5	5
Team high assists	14	14*
Team high steals	7	7*

*includes led, or shared team high
* at South Carolina*



INSTAGRAM: meechie.1

TWITTER: @MeechieJohnson0

2022-23 GAME-BY-GAME

Opponent	Date	GS	MIN	Total			3-Pointers			Free throws			Rebounds				PF	A	TO	BLK	STL	PTS	AVG
				FG-FGA	PCT	3FG-3FGA	PCT	FT-FTA	PCT	OFF	DEF	TOT	AVG										
South Carolina St.	11/08/2022	*	24:51	3-7	.429	2-5	.400	1-4	.250	1	3	4	4.0	0	3	1	0	0	0	9	9.0		
Clemson	11/11/2022	*	31:15	1-8	.125	1-6	.167	0-1	.000	1	4	5	4.5	3	2	4	1	0	3	6.0			
vs Colorado St.	11/17/2022	*	25:18	2-10	.200	2-5	.400	0-0	.000	0	3	3	4.0	1	4	3	0	2	6	6.0			
vs Furman	11/20/2022	*	25:36	1-7	.143	1-6	.167	0-0	.000	0	1	1	3.3	2	5	2	0	0	3	5.3			
at George Washington	11/30/2022	*	21:50	2-8	.250	2-6	.333	0-0	.000	0	2	2	3.0	1	1	3	0	1	6	5.4			
at Georgetown	12/03/2022	*	40:36	5-13	.385	4-10	.400	3-5	.600	2	5	7	3.7	1	8	3	0	1	17	7.3			
Presbyterian	12/11/2022	*	37:56	7-17	.412	2-8	.250	0-1	.000	1	2	3	3.6	0	4	1	0	1	16	8.6			
at UAB	12/14/2022	*	31:24	5-12	.417	2-6	.333	1-2	.500	2	3	5	3.8	2	7	1	0	3	13	9.1			
vs East Carolina	12/17/2022	*	36:18	4-11	.364	3-9	.333	2-2	1.000	0	5	5	3.9	2	3	2	0	0	13	9.6			
Western Ky.	12/22/2022	*	35:01	8-16	.500	6-11	.545	3-5	.600	1	5	6	4.1	4	1	0	0	25	11.1				
Eastern Mich.	12/30/2022	*	30:37	4-13	.308	1-7	.143	1-2	.500	1	5	6	4.3	1	3	1	0	1	10	11.0			
at Vanderbilt	01/03/2023	*	40:55	7-15	.467	2-6	.333	2-2	1.000	1	4	5	4.3	3	3	4	0	0	18	11.6			
Tennessee	01/07/2023	*	31:42	6-16	.375	1-9	.111	6-6	1.000	0	2	2	4.2	0	1	5	0	2	19	12.2			
at Kentucky	01/10/2023	*	35:07	9-16	.563	6-10	.600	2-2	1.000	2	4	6	4.3	1	6	5	0	0	26	13.1			
Texas A&M	01/14/2023	*	32:13	3-8	.375	3-7	.429	2-2	1.000	0	2	2	4.1	0	3	3	0	0	11	13.0			
Ole Miss	01/17/2023	*	34:15	2-10	.200	1-7	.143	0-0	.000	1	3	4	4.1	2	1	2	0	1	5	12.5			
Auburn	01/21/2023	*	37:57	2-11	.182	1-9	.111	6-6	1.000	0	6	6	4.2	3	5	1	0	0	11	12.4			
at Florida	01/25/2023	*	29:56	1-7	.143	1-4	.250	0-0	.000	0	1	1	4.1	2	0	3	0	1	3	11.9			
at Georgia	01/28/2023	*	37:09	4-17	.235	1-8	.125	2-2	1.000	2	3	5	4.1	1	5	3	0	1	11	11.8			
Mississippi St.	01/31/2023	*	35:47	4-12	.333	3-7	.429	2-2	1.000	1	1	2	4.0	2	1	7	0	2	13	11.9			
Arkansas	02/04/2023	*	33:07	6-13	.462	5-8	.625	3-4	.750	0	3	3	4.0	3	4	0	0	1	20	12.3			
at Missouri	02/07/2023	*	35:17	3-8	.375	3-8	.375	0-1	.000	1	4	5	4.0	2	5	2	0	0	9	12.1			
at Ole Miss	02/11/2023	*	34:50	4-10	.400	1-6	.167	4-5	.800	0	2	2	3.9	1	3	1	0	0	13	12.2			
Vanderbilt	02/14/2023	*	33:57	5-14	.357	3-7	.429	6-6	1.000	1	2	3	3.9	1	3	2	0	0	19	12.5			
Totals			23	792:55	.351	98-279	.351	57-175	.326	46-60	.767	18	75	93	3.9	38	81	59	1	17	299	12.5	

Player Averages

Games Played	Minutes/game	Points/game	FG Pct	3FG Pct	FT Pct	Rebounds/game	Assists/game	Turnovers/game	Assist/Turnover ratio	Steals/game	Blocks/game
24	33.0	12.5	35.1	32.6	76.7	3.9	3.4	2.5	1.4	0.7	0.0

PLAYER BIO

2022-23

- 19 points vs. Vanderbilt (Feb. 14), all in the second half
- Scored 20 points and went 5-of-8 from 3 vs. Arkansas (Feb. 4)
- Had career-high 26 points in helping team to first win at Rupp Arena over Kentucky (Jan. 10) since 2009 ; made six 3s and also led team with six rebounds and six assists
- Led team with 19 points (6-for-6 FT line) vs. No. 8/9 Tennessee (Jan. 7) ; marked his eighth-straight game in double-figures
- Had career-high 25 points and made 6 3s in a 65-58 win over Western Kentucky (Jan. 9)
- Played best game in college to date with career highs in points (17), assists (8) and rebounds (7) in a comeback road win at Georgetown (Dec. 3) ; went 4-of-10 from 3 and played 41 minutes of OT contest
- Missed Davidson (Nov. 18) and Upstate games (Nov. 25) with ankle injury
- Dished out career-high five assists vs. Furman (Nov. 20)
- Matched career high with five rebounds in 60-58 win vs. Clemson (Nov. 11)
- Made Gamecock debut vs. SC State (Nov. 8) and had nine points, four rebounds and three assists in a 80-77 win over the Bulldogs

PRE-SOUTH CAROLINA

- Played in 43 games in two seasons at Ohio State (2020-22) making five starts ; saw action off the bench in both of the team's NCAA Tournament games in 2022
- Finished high school early and joined the Buckeyes for the start of Big Ten play in January of 2020
- Scored 10 or more points twice in a OSU uniform
- Scored a career-high 14 points against Xavier on Nov. 18, 2021
- Also scored in double figures on Nov. 15, 2021, against Bowling Green when he put up 13 points
- Shot 34.4 percent (33-of-96) from 3-point range as a Buckeye
- Collected five or more rebounds twice and swiped multiple steals in five games, including a career-high four steals against Bowling Green (11/15/21)
- Averaged 23 points per game as a sophomore at Garfield Heights before suffering a knee injury ; did not compete as a junior while recovering from the injury
- Elected to forgo his senior season of high school to enroll early at Ohio State
- As a freshman in just his second high school game, scored 50 points vs. Benedictine

PERSONAL

- Son of Meechie Johnson Sr. and Mannuella Cooper
- Full name is Demetrius Johnson but goes by Meechie
- Enjoys spending time with family and attending church

CAREER STATS

SEASON	TEAM	GP-GS	MIN/AVG	Field Goals		3-Point		F-Throws		Rebounds				Scoring						
				FG-FGA	FG%	3FG-3FGA	3FG%	FT-FTA	FT%	OFF	DEF	TOT	AVG	PF-FO	A	TO	BLK	STL	PTS	AVG
2020-21	OSU	17-0	100/5.9	7-18	.389	6-12	.500	1-6	.167	1	6	7	0.4	6-0	3	5	1	3	21	1.2
2021-22	OSU	26-5	461/17.7	37-120	.308	27-84	.321	14-19	.737	8	32	40	1.5	40-0	31	35	3	17	115	4.4
2022-23	USC	24-23	793/33.0	98-279	.351	57-175	.326	46-60	.767	18	75	93	3.9	38-0	81	59	1	17	299	12.5
TOTAL FOR USC		24-23	793/33.0	98-279	.351	57-175	.326	46-60	.767	18	75	93	3.9	38-0	81	59	1	17	299	12.5
TOTAL		67-28	1354/20.2	142-417	.341	90-271	.332	61-85	.718	27	113	140	2.1	84-0	115	99	5	37	435	6.5

4

TRE-VAUGHN MINOTT *MY-not*

Jr. • Forward • 6-9 • 258 • Montreal, Quebec, Canada // NBA Academy Latin America

CAREER HIGHS

Single Game Highs

Statistic	Value
Points	8 vs Army West Point 12/22/21
Rebounds	6 vs Arkansas 03/02/21, at Clemson 12/18/21
Assists	1 at Mississippi St. 02/01/22, vs Tennessee 02/05/22
Steals	2 at Mississippi St. 02/01/22
Blocks	3 at Clemson 12/18/21
FG Made	4 vs Army West Point 12/22/21
FG Attempts	4 4 times
FT Made	2 vs Allen 12/14/21
FT Attempts	2 5 times

SUPERLATIVES

	'22-23	Career
Double-figure scoring	-	-
Double-figure rebounding	-	-
Double-double	-	-
2+ blocks	-	1
Team high scoring	-	-
Team high rebounding	-	-
Team high blocks	-	2

includes led, or shared team high



INSTAGRAM: 4_realtv

TWITTER: @4_realtv

2022-23 GAME-BY-GAME

Opponent	Date	GS	MIN	Total		3-Pointers		Free throws		Rebounds				PF	A	TO	BLK	STL	PTS	AVG
				FG-FGA	PCT	3FG-3FGA	PCT	FT-FTA	PCT	OFF	DEF	TOT	AVG							
vs Colorado St.	11/17/2022		02:44	0-0	.000	0-0	.000	0-0	.000	0	0	0	0.0	0	0	0	0	0	0	0.0
USC Upstate	11/25/2022		00:41	0-0	.000	0-0	.000	0-0	.000	0	0	0	0.0	1	0	0	0	0	0	0.0
Tennessee	01/07/2023		05:00	0-0	.000	0-0	.000	0-1	.000	0	1	1	0.3	0	0	0	1	0	0	0.0
Texas A&M	01/14/2023		02:00	0-0	.000	0-0	.000	0-0	.000	0	0	0	0.3	0	0	0	0	0	0	0.0
at Florida	01/25/2023		03:38	0-0	.000	0-0	.000	1-2	.500	0	1	1	0.4	0	0	0	0	1	0.2	
Totals		0	14:03	0-0	.000	0-0	.000	1-3	.333	0	2	2	0.4	1	0	1	0	1	0	0.2

Player Averages

Games Played	Minutes/game	Points/game	FG Pct	3FG Pct	FT Pct	Rebounds/game	Assists/game	Turnovers/game	Assist/Turnover ratio	Steals/game	Blocks/game
5	2.8	0.2	0.0	0.0	33.3	0.4	0.0	0.0	0.0	0.0	0.2

PLAYER BIO

2022-23

- Made first appearance of the season vs. Colorado State (Nov. 17)

2021-22

- Played in 14 games with a pair of starts, averaging 2.0 points and 1.9 rebounds per game
- Shot 81.3 percent from the floor (13-of-16)
- Made six appearances in SEC play scoring four points at Miss. State (Feb. 1) and four points vs. No. 22/20 Tennessee (Feb. 5)
- Had a career-high eight points in blowout win vs. Army (Dec. 22)
- Had six rebounds (tied career high) and three blocks (career high) at Clemson (Dec. 18)

PERSONAL

- Son of Michelle Minott
- Has one sister, Ann-Marie Wright
- His advice to young people is: "Keep working. Your time will come and never feel discouraged. Someone is out there watching you and they'll find you in time, just keep working and keep a positive spirit."
- Can play seven instruments: piano, drums, bass guitar, acoustic guitar, trumpet, tenor saxophone and the flute
- Wears jersey number four because it is the number of his birth month of April
- His favorite professional basketball player is LeBron James
- Began playing basketball at age seven
- Chose South Carolina because "I felt it was the perfect fit for the way I play."
- A sport and entertainment management major

CAREER STATS

SEASON	TEAM	GP-GS	MIN/AVG	Field Goals		3-Point		F-Throws		Rebounds				Scoring						
				FG-FGA	FG%	3FG-3FGA	3FG%	FT-FTA	FT%	OFF	DEF	TOT	AVG	PF	FO	A	TO	BLK	STL	PTS
2020-21	USC	8-3	73/9.1	10-18	.556	0-0	.000	0-2	.000	8	11	19	2.4	9-0	0	3	4	0	20	2.5
2021-22	USC	14-2	106/7.5	13-16	.813	0-0	.000	2-8	.250	10	17	27	1.9	21-0	2	9	6	4	28	2.0
2022-23	USC	5-0	14/2.8	0-0	.000	0-0	.000	1-3	.333	0	2	2	0.4	1-0	0	0	1	0	1	0.2
TOTAL		27-5	192/7.1	23-34	.676	0-0	.000	3-13	.231	18	30	48	1.8	31-0	2	12	11	4	49	1.8

14 ELI SPARKMAN

Fr. • Guard • 6-0 • 153 • Cleveland, Tenn. // Baylor School (Chattanooga, Tenn.)

CAREER HIGHS


Single Game Highs

Statistic	Value
Points	2 vs Colorado St. 11/17/22
Rebounds	2 vs Texas A&M 01/14/23, at Florida 01/25/23
Assists	1 vs South Carolina St. 11/08/22, vs Colorado St. 11/17/22, at George Washington 11/30/22
Steals	1 vs Colorado St. 11/17/22, vs Texas A&M 01/14/23
FG Attempts	1 vs Colorado St. 11/17/22, at George Washington 11/30/22
3FG Attempts	1 vs Colorado St. 11/17/22
FT Made	2 vs Colorado St. 11/17/22
FT Attempts	2 vs Colorado St. 11/17/22

SUPERLATIVES

	'22-23
Double-figure scoring	-
Double-figure rebounding	-
Double-double	-
3+ assists	-
2+ steals	-
Team high scoring	-
Team high assists	-
Team high stelas	-

includes led, or shared team high



INSTAGRAM: elisparkmann

TWITTER: @SparkmanEli

2022-23 GAME-BY-GAME

Opponent	Date	GS	MIN	Total		3-Pointers		Free throws		Rebounds				PF							
				FG-FGA	PCT	3FG-3FGA	PCT	FT-FTA	PCT	OFF	DEF	TOT	AVG	PF	A	TO	BLK	STL	PTS	AVG	
South Carolina St.	11/08/2022		03:24	0-0	.000	0-0	.000	0-0	.000	0	0	0	0.0	2	1	1	0	0	0	0	0.0
vs Colorado St.	11/17/2022		08:05	0-1	.000	0-1	.000	2-2	1.000	0	0	0	0.0	0	1	0	0	1	2	1.0	
USC Upstate	11/25/2022		01:48	0-0	.000	0-0	.000	0-0	.000	0	0	0	0.0	0	0	0	0	0	0	0	0.7
at George Washington	11/30/2022		03:54	0-1	.000	0-0	.000	0-0	.000	0	0	0	0.0	0	1	0	0	0	0	0.5	
Texas A&M	01/14/2023		03:57	0-0	.000	0-0	.000	0-0	.000	1	1	2	0.4	1	0	0	0	1	0	0.4	
at Florida	01/25/2023		02:47	0-0	.000	0-0	.000	0-0	.000	0	2	2	0.7	0	0	0	0	0	0	0.3	
Totals			0 23:55	0-2	.000	0-1	.000	2-2	1.000	1	3	4	0.7	3	3	1	0	2	2	0.3	

Player Averages

Games Played	Minutes/game	Points/game	FG Pct	3FG Pct	FT Pct	Rebounds/game	Assists/game	Turnovers/game	Assist/Turnover ratio	Steals/game	Blocks/game
6	4.0	0.3	0.0	0.0	100.0	0.7	0.5	0.2	3.0	0.3	0.0

PLAYER BIO

2022-23

- Made Gamecock debut in 80-77 win vs. SC State (Nov. 8) ; had his first career assist in 3 minutes of action
- Joined the Gamecocks as a walk-on prior to the start of the academic year

PRE-SOUTH CAROLINA

- Was a three-year starter for the Baylor School
- Member of the D2-AA East All-Region Team
- Led the Red Raiders to a state semifinal appearance and a pair of quarterfinal appearances
- Member of the National Honor Society

Personal

- Son of Jon and Libby Sparkman
- Has an older brother, Ben, who was his high school teammate at the Baylor School
- Born on Jan. 23, 2004
- International business major

CAREER STATS

		Field Goals		3-Point		F-Throws		Rebounds				Scoring									
SEASON	TEAM	GP-GS	MIN/AVG	FG-FGA	FG%	3FG-3FGA	3FG%	FT-FTA	FT%	OFF	DEF	TOT	AVG	PF	FO	A	TO	BLK	STL	PTS	AVG
2022-23	USC	6-0	24/4.0	0-2	.000	0-1	.000	2-2	1.000	1	3	4	0.7	3-0	3	1	0	2	2	0.3	
TOTAL		6-0	24/4.0	0-2	.000	0-1	.000	2-2	1.000	1	3	4	0.7	3-0	3	1	0	2	2	0.3	

1 JACOBI WRIGHT

So. • Guard • 6-2 • 188 • Fort Mill, S.C. // Legacy Early College (Greenville, S.C.)

CAREER HIGHS

Single Game Highs

Statistic	Value
Points	17 at Ole Miss 02/11/23
Rebounds	6 vs Georgetown 12/05/21, vs Eastern Mich. 12/30/22
Assists	6 vs Georgetown 12/05/21
Steals	2 6 times
Blocks	1 vs Florida 01/15/22, vs Davidson 11/18/22
FG Made	6 at Ole Miss 02/11/23
FG Attempts	12 vs USC Upstate 11/25/22
3FG Made	4 at Georgia 01/28/23
3FG Attempts	5 5 times
FT Made	4 vs Georgia 01/22/22, vs Tennessee 02/05/22, vs Tennessee 01/07/23
FT Attempts	5 vs Georgetown 12/05/21

SUPERLATIVES

	'22-23	Career
Double-figure scoring	6	8
Double-figure rebounding	-	-
Double-double	-	-
3+ assists	8	18
2+ steals	3	6
Team high scoring	1	1
Team high rebounding	-	-
Team high assists	8	16
Team high steals	5	6

includes led, or shared team high



INSTAGRAM: [_jacobi](#)

TWITTER: [@JacobiWright](#)

2020-21 GAME-BY-GAME

Opponent	Date	GS	MIN	Total		3-Pointers		Free throws		Rebounds				PF	A	TO	BLK	STL	PTS	AVG	
				FG-FGA	PCT	3FG-3FGA	PCT	FT-FTA	PCT	OFF	DEF	TOT	AVG								
South Carolina St.	11/08/2022	*	32:06	4-7	.571	3-5	.600	3-4	.750	3	2	5	5.0	1	4	1	0	0	14	14.0	
Clemson	11/11/2022		22:32	4-8	.500	2-2	1.000	0-0	.000	1	3	4	4.5	1	2	1	0	0	10	12.0	
vs Colorado St.	11/17/2022		26:40	3-8	.375	2-4	.500	0-0	.000	0	0	0	3.0	0	2	0	0	0	8	10.7	
vs Davidson	11/18/2022	*	38:33	2-7	.286	0-2	.000	1-1	1.000	0	0	0	2.3	3	2	3	1	1	5	9.3	
vs Furman	11/20/2022		24:44	2-4	.500	0-1	.000	3-4	.750	0	2	2	2.2	2	0	1	0	0	7	8.8	
USC Upstate	11/25/2022	*	37:47	5-12	.417	0-3	.000	0-1	.000	0	2	2	2.2	2	2	0	0	1	10	9.0	
at George Washington	11/30/2022	*	24:55	0-5	.000	0-2	.000	0-0	.000	1	3	4	2.4	0	4	0	1	0	7	7.7	
at Georgetown	12/03/2022		31:25	2-3	.667	0-1	.000	2-2	1.000	0	3	3	2.5	4	1	1	0	0	6	7.5	
Presbyterian	12/11/2022		23:56	3-5	.600	0-0	.000	0-1	.000	0	0	0	2.2	0	3	0	0	0	6	7.3	
at UAB	12/14/2022		19:51	3-7	.429	0-2	.000	0-0	.000	1	1	2	2.2	3	0	2	0	0	6	7.2	
vs East Carolina	12/17/2022		30:23	1-5	.200	0-2	.000	0-0	.000	1	0	1	2.1	1	2	1	0	1	2	6.7	
Western Ky.	12/22/2022		31:38	1-6	.167	1-5	.200	0-0	.000	0	5	5	2.3	0	3	1	0	0	3	6.4	
Eastern Mich.	12/30/2022		28:18	2-6	.333	1-2	.500	0-0	.000	0	6	6	2.6	2	3	1	0	1	5	6.3	
at Vanderbilt	01/03/2023		30:21	0-5	.000	0-3	.000	2-2	1.000	0	3	3	2.6	3	1	0	0	1	2	6.0	
Tennessee	01/07/2023		25:51	1-4	.250	1-3	.333	4-4	1.000	0	0	0	2.5	0	0	1	0	0	7	6.1	
at Kentucky	01/10/2023		17:00	1-3	.333	0-0	.000	2-2	1.000	3	0	3	2.5	1	0	0	0	1	4	5.9	
Texas A&M	01/14/2023		24:38	1-4	.250	0-1	.000	2-4	.500	0	1	1	2.4	1	1	0	0	2	4	5.8	
Ole Miss	01/17/2023		24:31	1-4	.250	1-3	.333	0-0	.000	0	1	1	2.3	2	0	0	0	0	3	5.7	
Auburn	01/21/2023	*	19:18	0-1	.000	0-0	.000	0-0	.000	0	2	2	2.3	1	0	1	0	0	0	5.4	
at Florida	01/25/2023	*	25:31	1-7	.143	0-1	.000	0-0	.000	0	1	1	2.3	0	2	0	0	0	2	5.2	
at Georgia	01/28/2023		32:19	4-8	.500	4-5	.800	1-2	.500	0	1	1	2.2	4	2	1	0	0	13	5.6	
Mississippi St.	01/31/2023		29:56	3-10	.300	1-4	.250	0-0	.000	1	0	1	2.1	3	2	1	0	0	7	5.6	
Arkansas	02/04/2023		27:33	2-5	.400	0-1	.000	0-0	.000	0	1	1	2.1	2	0	0	0	0	4	5.6	
at Missouri	02/07/2023	*	32:51	3-6	.500	2-4	.500	3-4	.750	0	1	1	2.0	2	4	5	0	2	11	5.8	
at Ole Miss	02/11/2023	*	35:22	6-9	.667	3-5	.600	2-2	1.000	1	4	5	2.2	4	4	3	0	1	17	6.2	
Vanderbilt	02/14/2023	*	33:05	1-6	.167	0-1	.000	3-4	.750	0	2	2	2.2	3	3	1	0	0	5	6.2	
Totals			9	731:04	56-155	.361	21-62	.339	28-37	.757	12	44	56	2.2	45	47	25	1	14	161	6.2

Player Averages

Games Played	Minutes/game	Points/game	FG Pct	3FG Pct	FT Pct	Rebounds/game	Assists/game	Turnovers/game	Assist/Turnover ratio	Steals/game	Blocks/game
26	28.1	6.2	36.1	33.9	75.7	2.2	1.8	1.0	1.9	0.5	0.0

PLAYER BIO

2022-23

- Had best game in college, scoring career-high 17 points in 64-61 road win at Ole Miss (Feb. 11) ; went 6-of-9 from the field and 3-of-5 from downtown ; also led the team with four assists
- Started at Missouri (Feb. 7) and had 11 points, four assists and pair of steals
- Had 13 points off bench at Georgia, knocking down a career-high four 3s ; first double-figure outing in SEC play of career
- Started and scored 10 points in 38 minutes in victory over USC Upstate (Nov. 25)
- Played career high 39 minutes vs. Davidson (Nov. 18)
- Had 10 points and four rebounds off the bench in a 60-58 rivalry game win vs. Clemson (Nov. 11)
- Tallied career-high 14 points in a 80-77 win vs. SC State (Nov. 8) ; led the team with four assists and also had five rebounds

2021-22

- Appeared in 31 games making nine starts in first season on campus
- Averaged 3.4 points, 1.8 assists and 1.6 rebounds per game
- Scored season-high 11 points at Coastal Carolina (Dec. 1) and vs. Army (Dec. 22)
- Had eight points, six rebounds and six assists (both season highs) in a 80-67 win vs. Georgetown (Dec. 5)
- Logged four games in SEC play with four assists ; team was 4-0 in those games
- Named to the SEC Community Service Team

PRE-SOUTH CAROLINA

- > A four star prospect according to ESPN.com and the No. 4 prospect in the state
- > Spent junior and senior seasons at Legacy Early College High School
- > Averaged 16.4 points, 3.6 rebounds, 3.7 assists and 1.2 steals per game as a senior; team captain as a senior
- > As a junior, averaged 17.4 points, 3.7 rebounds, 5.3 assists and 1.7 steals per game
- > Spent sophomore season at Fort Mill High School, averaging 25.3 points per game

Personal

- > Son of Chris and Mikisha Wright
- > Has a sister, Kiana
- > His advice to young people is "believe in yourself, or nobody else will, everyone's journey is different."
- > Chose South Carolina because "it feels like home, the family environment. I felt like I fit the system, and I felt like the coaching staff and style fit me. I wanted to play at the highest level in the SEC."
- > Began playing basketball at the age of five
- > Lists Devin Booker as his favorite professional basketball player
- > A sport and entertainment management major

CAREER STATS

SEASON	TEAM	GP-GS	MIN/AVG	Field Goals		3-Point		F-Throws		Rebounds				Scoring						
				FG-FGA	FG%	3FG-3FGA	3FG%	FT-FTA	FT%	OFF	DEF	TOT	AVG	PF-FO	A	TO	BLK	STL	PTS	AVG
2021-22	USC	30-9	465/15.5	36-113	.319	11-43	.256	20-28	.714	7	40	47	1.6	36-0	55	38	1	15	103	3.4
2022-23	USC	26-9	731/28.1	56-155	.361	21-62	.339	28-37	.757	12	44	56	2.2	45-0	47	25	1	14	161	6.2
TOTAL		56-18	1196/21.3	92-268	.343	32-105	.305	48-65	.738	19	84	103	1.8	81-0	102	63	2	29	264	4.7



2022-23 South Carolina Men's Basketball Combined Team Statistics All games

Game Records

Record	Overall	Home	Away	Neutral
ALL GAMES	9-17	6-7	3-6	0-4
CONFERENCE	2-11	0-7	2-4	0-0
NON-CONFERENCE	7-6	6-0	1-2	0-4

Score by Periods

Team	1st	2nd	OT	TOT
South Carolina	742	898	26	1666
Opponents	927	934	31	1892

Team Box Score

No.	Player				Total			3-Point			F-Throw			Rebounds								
		GP-GS	MIN	AVG	FG-FGA	FG%	3FG-3FGA	3FG%	FT-FTA	FT%	OFF	DEF	TOT	AVG	PF	DQ	A	TO	BLK	STL	PTS	AVG
23	JACKSON II, Gregory "GG"	26-23	813:13	31.3	144-370	.389	45-136	.331	61-97	.629	43	114	157	6.0	41	0	20	67	19	22	394	15.2
5	JOHNSON, Meechie	24-23	792:55	33.0	98-279	.351	57-175	.326	46-60	.767	18	75	93	3.9	38	0	81	59	1	17	299	12.5
10	BROWN, Hayden	25-25	736:11	29.4	104-243	.428	19-88	.216	53-83	.639	41	83	124	5.0	87	8	29	49	11	28	280	11.2
2	CARTER, JR., Chico	25-25	769:20	30.8	89-189	.471	49-103	.476	17-27	.630	9	36	45	1.8	42	2	40	39	1	15	244	9.8
1	WRIGHT, Jacobi	26-9	731:04	28.1	56-155	.361	21-62	.339	28-37	.757	12	44	56	2.2	45	0	47	25	1	14	161	6.2
33	GRAY, Josh	26-9	401:38	15.4	45-85	.529	0-1	.000	19-42	.452	68	85	153	5.9	60	1	11	22	22	7	109	4.2
30	HANKINS-SANFORD, Daniel	18-0	151:26	8.4	20-56	.357	2-9	.222	7-13	.538	22	20	42	2.3	13	0	4	9	1	2	49	2.7
12	DAVIS, Zachary	24-2	305:26	12.7	21-53	.396	4-27	.148	8-10	.800	14	35	49	2.0	27	0	16	15	4	13	54	2.3
31	BOSMANS-VERDONK, Benjamin	25-14	392:20	15.7	19-49	.388	0-0	.000	16-27	.593	44	35	79	3.2	54	1	28	37	6	10	54	2.2
44	COOPER JR., Ford	16-0	127:22	8.0	5-23	.217	4-19	.211	2-2	1.000	2	11	13	0.8	11	0	3	4	0	1	16	1.0
21	BENSON, Ja'Von	5-0	16:07	3.2	1-8	.125	1-4	.250	0-0	.000	0	4	4	0.8	1	0	0	1	1	0	3	0.6
14	SPARKMAN, Eli	6-0	23:55	4.0	0-2	.000	0-1	.000	2-2	1.000	1	3	4	0.7	3	0	3	1	0	2	2	0.3
4	MINOTT, Tre-Vaughn	5-0	14:03	2.8	0-0	.000	0-0	.000	1-3	.333	0	2	2	0.4	1	0	0	0	1	0	1	0.2
Team											43	34	77								16	
Total		26	5275		602-1512	.398	202-625	.323	260-403	.645	317	581	898	34.5	423	12	282	344	68	131	1666	64.1
Opponents		26	5275		705-1510	.467	187-544	.344	295-439	.672	275	643	918	35.3	391	5	384	278	92	192	1892	72.8

Team Statistics

	USC	OPP
Scoring	1666	1892
Points per game	64.1	72.8
Scoring margin	-8.7	-
Field goals-att	602-1512	705-1510
Field goal pct	.398	.467
3 point fg-att	202-625	187-544
3-point FG pct	.323	.344
3-pt FG made per game	7.8	7.2
Free throws-att	260-403	295-439
Free throw pct	.645	.672
F-Throws made per game	10.0	11.3
Rebounds	898	918
Rebounds per game	34.5	35.3
Rebounding margin	-0.8	-
Assists	282	384
Assists per game	10.8	14.8
Turnovers	344	278
Turnovers per game	13.2	10.7
Turnover margin	-2.5	-
Assist/turnover ratio	0.8	1.4
Steals	131	192
Steals per game	5.0	7.4
Blocks	68	92
Blocks per game	2.6	3.5
Winning streak	0	-
Home win streak	0	-
Attendance	135600	71582
Home games-Avg/Game	13-10431	9-7954
Neutral site-Avg/Game	-	4-3554

Team Results

Date	Opponent		Score	Att.
11/08/2022	South Carolina St.	W	80-77	12012
11/11/2022	Clemson	W	60-58	13380
11/17/2022	vs Colorado St.	L	53-85	5017
11/18/2022	vs Davidson	L	60-69	3459
11/20/2022	vs Furman	L	60-79	1621
11/25/2022	USC Upstate	W	68-53	9347
11/30/2022	at George Washington	L	55-79	2216
12/03/2022	at Georgetown	Wot	74-71	5391
12/11/2022	Presbyterian	W	68-57	9276
12/14/2022	at UAB	L	70-84	5126
12/17/2022	vs East Carolina	L	56-64	4117
12/22/2022	Western Ky.	W	65-58	9163
12/30/2022	Eastern Mich.	W	74-64	9023
01/03/2023	at Vanderbilt	Lot	79-84	6344
01/07/2023	Tennessee	L	42-85	10704
01/10/2023	at Kentucky	W	71-68	19393
01/14/2023	Texas A&M	L	53-94	10883
01/17/2023	Ole Miss	L	58-70	9171
01/21/2023	Auburn	L	66-81	13048
01/25/2023	at Florida	L	60-81	7831
01/28/2023	at Georgia	Lot	78-81	10523
01/31/2023	Mississippi St.	L	51-66	9129
02/04/2023	Arkansas	L	63-65	11558
02/07/2023	at Missouri	L	74-83	8830
02/11/2023	at Ole Miss	W	64-61	5928
02/14/2023	Vanderbilt	L	64-75	8906



2022-23 South Carolina Men's Basketball Combined Team Statistics In Conference games

Game Records

Record	Overall	Home	Away	Neutral
ALL GAMES	2-11	0-7	2-4	0-0
CONFERENCE	2-11	0-7	2-4	0-0
NON-CONFERENCE	0-0	0-0	0-0	0-0

Score by Periods

Team	1st	2nd	OT	TOT
South Carolina	361	445	17	823
Opponents	483	486	25	994

Team Box Score

No.	Player	Total			3-Point			F-Throw		Rebounds				Other								
		GP-GS	MIN	AVG	FG-FGA	FG%	3FG-3FGA	3FG%	FT-FTA	FT%	OFF	DEF	TOT	AVG	PF	DQ	A	TO	BLK	STL	PTS	AVG
5	JOHNSON, Meechie	13-13	452:12	34.8	56-157	.357	31-96	.323	35-38	.921	9	37	46	3.5	21	0	40	38	0	8	178	13.7
23	JACKSON II, Gregory "GG"	13-10	380:31	29.3	60-171	.351	20-69	.290	31-51	.608	14	45	59	4.5	17	0	12	33	6	12	171	13.2
10	BROWN, Hayden	12-12	326:57	27.2	51-117	.436	9-42	.214	19-32	.594	23	30	53	4.4	46	6	15	21	3	18	130	10.8
2	CARTER, JR., Chico	13-13	395:40	30.4	39-87	.448	21-48	.438	9-12	.750	4	20	24	1.8	25	2	19	22	1	7	108	8.3
1	WRIGHT, Jacobi	13-5	358:16	27.6	24-72	.333	12-31	.387	19-24	.792	5	17	22	1.7	26	0	19	13	0	9	79	6.1
33	GRAY, Josh	13-9	254:35	19.6	33-63	.524	0-1	.000	12-27	.444	43	58	101	7.8	32	0	6	15	9	6	78	6.0
30	HANKINS-SANFORD, Daniel	9-0	69:19	7.7	11-25	.440	2-5	.400	1-1	1.000	6	4	10	1.1	8	0	1	2	0	2	25	2.8
12	DAVIS, Zachary	13-1	172:39	13.3	12-27	.444	3-13	.231	8-9	.889	5	18	23	1.8	20	0	11	9	3	8	35	2.7
44	COOPER JR., Ford	6-0	46:21	7.7	3-10	.300	3-9	.333	0-0	.000	1	3	4	0.7	4	0	1	3	0	0	9	1.5
31	BOSMANS-VERDONK, Benjamin	13-2	169:17	13.0	1-8	.125	0-0	.000	7-10	.700	12	14	26	2.0	26	1	9	14	3	3	9	0.7
4	MINOTT, Tre-Vaughn	3-0	10:38	3.5	0-0	.000	0-0	.000	1-3	.333	0	2	2	0.7	0	0	0	0	1	0	1	0.3
21	BENSON, Ja'Von	3-0	06:50	2.3	0-2	.000	0-0	.000	0-0	.000	0	1	1	0.3	0	0	0	1	1	0	0	0.0
14	SPARKMAN, Eli	2-0	06:44	3.4	0-0	.000	0-0	.000	0-0	.000	1	3	4	2.0	1	0	0	0	0	1	0	0.0
Team											21	21	42				8					
Total		13	2650		290-739	.392	101-314	.322	142-207	.686	144	273	417	32.1	226	9	133	179	27	74	823	63.3
Opponents		13	2650		360-757	.476	90-266	.338	184-265	.694	155	333	488	37.5	192	3	204	138	53	104	994	76.5

Team Statistics

	USC	OPP
Scoring	823	994
Points per game	63.3	76.5
Scoring margin	-13.2	-
Field goals-att	290-739	360-757
Field goal pct	.392	.476
3 point fg-att	101-314	90-266
3-point FG pct	.322	.338
3-pt FG made per game	7.8	6.9
Free throws-att	142-207	184-265
Free throw pct	.686	.694
F-Throws made per game	10.9	14.2
Rebounds	417	488
Rebounds per game	32.1	37.5
Rebounding margin	-5.5	-
Assists	133	204
Assists per game	10.2	15.7
Turnovers	179	138
Turnovers per game	13.8	10.6
Turnover margin	-3.2	-
Assist/turnover ratio	0.7	1.5
Steals	74	104
Steals per game	5.7	8.0
Blocks	27	53
Blocks per game	2.1	4.1
Winning streak	0	-
Home win streak	0	-
Attendance	73399	58849
Home games-Avg/Game	7-10486	6-9808
Neutral site-Avg/Game	-	0-0

Team Results

Date	Opponent	Lot	Score	Att.
01/03/2023	at Vanderbilt	L	79-84	6344
01/07/2023	Tennessee	L	42-85	10704
01/10/2023	at Kentucky	W	71-68	19393
01/14/2023	Texas A&M	L	53-94	10883
01/17/2023	Ole Miss	L	58-70	9171
01/21/2023	Auburn	L	66-81	13048
01/25/2023	at Florida	L	60-81	7831
01/28/2023	at Georgia	Lot	78-81	10523
01/31/2023	Mississippi St.	L	51-66	9129
02/04/2023	Arkansas	L	63-65	11558
02/07/2023	at Missouri	L	74-83	8830
02/11/2023	at Ole Miss	W	64-61	5928
02/14/2023	Vanderbilt	L	64-75	8906



**2022-23 South Carolina Men's Basketball
Category Leaders
All games**

Points

##	Player	G	Pts	Pts/G
23	Jackson II, Gregory "GG"	26	394	15.2
5	Johnson, Meechie	24	299	12.5
10	Brown, Hayden	25	280	11.2
2	Carter, Jr., Chico	25	244	9.8
1	Wright, Jacobi	26	161	6.2
33	Gray, Josh	26	109	4.2
12	Davis, Zachary	24	54	2.3
31	Bosmans-Verdonk, Benjamin	25	54	2.2
30	Hankins-Sanford, Daniel	18	49	2.7
44	Cooper Jr., Ford	16	16	1.0
21	Benson, Ja'Von	5	3	0.6
14	Sparkman, Eli	6	2	0.3
4	Minott, Tre-Vaughn	5	1	0.2

Scoring Average

##	Player	G	Pts	Pts/G
23	Jackson II, Gregory "GG"	26	394	15.2
5	Johnson, Meechie	24	299	12.5
10	Brown, Hayden	25	280	11.2
2	Carter, Jr., Chico	25	244	9.8
1	Wright, Jacobi	26	161	6.2
33	Gray, Josh	26	109	4.2
30	Hankins-Sanford, Daniel	18	49	2.7
12	Davis, Zachary	24	54	2.3
31	Bosmans-Verdonk, Benjamin	25	54	2.2
44	Cooper Jr., Ford	16	16	1.0
21	Benson, Ja'Von	5	3	0.6
14	Sparkman, Eli	6	2	0.3
4	Minott, Tre-Vaughn	5	1	0.2

Field Goal Percentage

##	Player	FG	Att	Pct
33	Gray, Josh	45	85	.529
2	Carter, Jr., Chico	89	189	.471
10	Brown, Hayden	104	243	.428
12	Davis, Zachary	21	53	.396
23	Jackson II, Gregory "GG"	144	370	.389
31	Bosmans-Verdonk, Benjamin	19	49	.388
1	Wright, Jacobi	56	155	.361
30	Hankins-Sanford, Daniel	20	56	.357
5	Johnson, Meechie	98	279	.351
44	Cooper Jr., Ford	5	23	.217
21	Benson, Ja'Von	1	8	.125

Field Goal Attempts

##	Player	G	Att	Att/G
23	Jackson II, Gregory "GG"	26	370	14.2
5	Johnson, Meechie	24	279	11.6
10	Brown, Hayden	25	243	9.7
2	Carter, Jr., Chico	25	189	7.6
1	Wright, Jacobi	26	155	6.0

Field Goals Made

##	Player	G	Made	Made/G
23	Jackson II, Gregory "GG"	26	144	5.5
10	Brown, Hayden	25	104	4.2
5	Johnson, Meechie	24	98	4.1
2	Carter, Jr., Chico	25	89	3.6
1	Wright, Jacobi	26	56	2.2

3-Point FG Percentage

##	Player	3FG	Att	Pct
2	Carter, Jr., Chico	49	103	.476
1	Wright, Jacobi	21	62	.339
23	Jackson II, Gregory "GG"	45	136	.331
5	Johnson, Meechie	57	175	.326
21	Benson, Ja'Von	1	4	.250
30	Hankins-Sanford, Daniel	2	9	.222
10	Brown, Hayden	19	88	.216
44	Cooper Jr., Ford	4	19	.211
12	Davis, Zachary	4	27	.148

3-Point FG Attempts

##	Player	G	Att	Att/G
5	Johnson, Meechie	24	175	7.3
23	Jackson II, Gregory "GG"	26	136	5.2
2	Carter, Jr., Chico	25	103	4.1
10	Brown, Hayden	25	88	3.5
1	Wright, Jacobi	26	62	2.4

3-Point FG Made

##	Player	G	Made	Made/G
5	Johnson, Meechie	24	57	2.4
2	Carter, Jr., Chico	25	49	2.0
23	Jackson II, Gregory "GG"	26	45	1.7
1	Wright, Jacobi	26	21	0.8
10	Brown, Hayden	25	19	0.8



**2022-23 South Carolina Men's Basketball
Category Leaders
All games**

Free Throw Percentage

##	Player	Made	Att	Pct
14	Sparkman, Eli	2	2	1.000
44	Cooper Jr., Ford	2	2	1.000
12	Davis, Zachary	8	10	.800
5	Johnson, Meechie	46	60	.767
1	Wright, Jacobi	28	37	.757
10	Brown, Hayden	53	83	.639
2	Carter, Jr., Chico	17	27	.630
23	Jackson II, Gregory "GG"	61	97	.629
31	Bosmans-Verdonk, Benjamin	16	27	.593
30	Hankins-Sanford, Daniel	7	13	.538
33	Gray, Josh	19	42	.452
4	Minott, Tre-Vaughn	1	3	.333

Free Throw Attempts

##	Player	G	Att	Att/G
23	Jackson II, Gregory "GG"	26	97	3.7
10	Brown, Hayden	25	83	3.3
5	Johnson, Meechie	24	60	2.5
33	Gray, Josh	26	42	1.6
1	Wright, Jacobi	26	37	1.4

Free Throws Made

##	Player	G	Made	Made/G
23	Jackson II, Gregory "GG"	26	61	2.3
10	Brown, Hayden	25	53	2.1
5	Johnson, Meechie	24	46	1.9
1	Wright, Jacobi	26	28	1.1
33	Gray, Josh	26	19	0.7

Rebounds

##	Player	G	Reb	Reb/G
23	Jackson II, Gregory "GG"	26	157	6.0
33	Gray, Josh	26	153	5.9
10	Brown, Hayden	25	124	5.0
5	Johnson, Meechie	24	93	3.9
31	Bosmans-Verdonk, Benjamin	25	79	3.2

Assists

##	Player	G	Ast	Ast/G
5	Johnson, Meechie	24	81	3.4
1	Wright, Jacobi	26	47	1.8
2	Carter, Jr., Chico	25	40	1.6
10	Brown, Hayden	25	29	1.2
31	Bosmans-Verdonk, Benjamin	25	28	1.1

Rebounds Average

##	Player	G	Reb	Reb/G
23	Jackson II, Gregory "GG"	26	157	6.0
33	Gray, Josh	26	153	5.9
10	Brown, Hayden	25	124	5.0
5	Johnson, Meechie	24	93	3.9
31	Bosmans-Verdonk, Benjamin	25	79	3.2

Steals

##	Player	G	Stl	Stl/G
10	Brown, Hayden	25	28	1.1
23	Jackson II, Gregory "GG"	26	22	0.8
5	Johnson, Meechie	24	17	0.7
2	Carter, Jr., Chico	25	15	0.6
1	Wright, Jacobi	26	14	0.5

Offensive Rebounds

##	Player	G	OReb	OReb/G
33	Gray, Josh	26	68	2.6
31	Bosmans-Verdonk, Benjamin	25	44	1.8
23	Jackson II, Gregory "GG"	26	43	1.7
10	Brown, Hayden	25	41	1.6
30	Hankins-Sanford, Daniel	18	22	1.2

Blocked Shots

##	Player	G	Blk	Blk/G
33	Gray, Josh	26	22	0.8
23	Jackson II, Gregory "GG"	26	19	0.7
10	Brown, Hayden	25	11	0.4
31	Bosmans-Verdonk, Benjamin	25	6	0.2
12	Davis, Zachary	24	4	0.2

Defensive Rebounds

##	Player	G	DReb	DReb/G
23	Jackson II, Gregory "GG"	26	114	4.4
33	Gray, Josh	26	85	3.3
10	Brown, Hayden	25	83	3.3
5	Johnson, Meechie	24	75	3.1
1	Wright, Jacobi	26	44	1.7

Minutes

##	Player	G	Min	Min/G
23	Jackson II, Gregory "GG"	26	813	31:17
5	Johnson, Meechie	24	793	33:02
2	Carter, Jr., Chico	25	769	30:46
10	Brown, Hayden	25	736	29:27
1	Wright, Jacobi	26	731	28:07

Fouls

##	Player	G	PF	PF/G
10	Brown, Hayden	25	87	3.5
33	Gray, Josh	26	60	2.3
31	Bosmans-Verdonk, Benjamin	25	54	2.2
1	Wright, Jacobi	26	45	1.7
2	Carter, Jr., Chico	25	42	1.7

Turnovers

##	Player	G	TO	TO/G
23	Jackson II, Gregory "GG"	26	67	2.6
5	Johnson, Meechie	24	59	2.5
10	Brown, Hayden	25	49	2.0
2	Carter, Jr., Chico	25	39	1.6
31	Bosmans-Verdonk, Benjamin	25	37	1.5



2022-23 South Carolina Men's Basketball
Category Leaders
All games

Foul Outs

##	Player	G	FO
10	Brown, Hayden	25	8
2	Carter, Jr., Chico	25	2
33	Gray, Josh	26	1
31	Bosmans-Verdonk, Benjamin	25	1



**2022-23 South Carolina Men's Basketball
Player Highs Analysis
All games**

South Carolina - Individual Game Highs

POINTS	30		Gregory "GG" Jackson II vs Auburn (01/21/2023)
	26		Meechie Johnson at Kentucky (01/10/2023)
	26		Chico Carter, Jr. vs Davidson (N) (11/18/2022)
	25		Meechie Johnson vs Western Ky. (12/22/2022)
	24		Chico Carter, Jr. at Vanderbilt (01/03/2023)
	24		Gregory "GG" Jackson II vs Eastern Mich. (12/30/2022)
FIELD GOALS MADE	10		Gregory "GG" Jackson II vs Auburn (01/21/2023)
	9		Josh Gray vs Arkansas (02/04/2023)
	9		Meechie Johnson at Kentucky (01/10/2023)
	9		Chico Carter, Jr. at Vanderbilt (01/03/2023)
	9		Gregory "GG" Jackson II vs Eastern Mich. (12/30/2022)
	9		Gregory "GG" Jackson II at Georgetown (12/03/2022)
FIELD GOAL ATTEMPTS	21		Gregory "GG" Jackson II vs Auburn (01/21/2023)
	20		Gregory "GG" Jackson II vs Ole Miss (01/17/2023)
FIELD GOAL PERCENTAGE (min 5 made)	.857	(6-7)	Chico Carter, Jr. vs Eastern Mich. (12/30/2022)
	.700	(7-10)	Hayden Brown at Georgia (01/28/2023)
3 PT FG MADE	6		Meechie Johnson at Kentucky (01/10/2023)
	6		Meechie Johnson vs Western Ky. (12/22/2022)
	6		Chico Carter, Jr. vs Davidson (N) (11/18/2022)
3 PT FG ATTEMPTS	11		Meechie Johnson vs Western Ky. (12/22/2022)
	10		Meechie Johnson at Kentucky (01/10/2023)
	10		Meechie Johnson at Georgetown (12/03/2022)
3 PT FG PERCENTAGE (min 2 made)	1.000	(4-4)	Chico Carter, Jr. at UAB (12/14/2022)
	1.000	(2-2)	Gregory "GG" Jackson II at Kentucky (01/10/2023)
	1.000	(2-2)	Jacobi Wright vs Clemson (11/11/2022)
	1.000	(2-2)	Gregory "GG" Jackson II vs South Carolina St. (11/08/2022)
FREE THROWS MADE	9		Hayden Brown vs South Carolina St. (11/08/2022)
	6		Meechie Johnson vs Vanderbilt (02/14/2023)
	6		Meechie Johnson vs Auburn (01/21/2023)
	6		Gregory "GG" Jackson II vs Auburn (01/21/2023)
	6		Meechie Johnson vs Tennessee (01/07/2023)
	6		Hayden Brown vs Eastern Mich. (12/30/2022)
FREE THROW ATTEMPTS	12		Hayden Brown vs South Carolina St. (11/08/2022)
	10		Hayden Brown vs Eastern Mich. (12/30/2022)
FREE THROW PERCENTAGE (min 3 made)	1.000	(6-6)	Meechie Johnson vs Vanderbilt (02/14/2023)
	1.000	(6-6)	Meechie Johnson vs Auburn (01/21/2023)
	1.000	(6-6)	Meechie Johnson vs Tennessee (01/07/2023)
	1.000	(4-4)	Chico Carter, Jr. vs Vanderbilt (02/14/2023)
	1.000	(4-4)	Jacobi Wright vs Tennessee (01/07/2023)
	1.000	(4-4)	Hayden Brown vs Davidson (N) (11/18/2022)
	1.000	(3-3)	Hayden Brown vs East Carolina (N) (12/17/2022)
	1.000	(3-3)	Hayden Brown vs USC Upstate (11/25/2022)
1.000	(3-3)	Daniel Hankins-Sanford vs South Carolina St. (11/08/2022)	
REBOUNDS	16		Gregory "GG" Jackson II vs Western Ky. (12/22/2022)
	14		Josh Gray vs Arkansas (02/04/2023)
	14		Josh Gray vs Mississippi St. (01/31/2023)
ASSISTS	8		Meechie Johnson at Georgetown (12/03/2022)
	7		Meechie Johnson at UAB (12/14/2022)
STEALS	4		Hayden Brown vs Arkansas (02/04/2023)
	4		Gregory "GG" Jackson II at Georgia (01/28/2023)
BLOCKED SHOTS	3		Gregory "GG" Jackson II at George Washington (11/30/2022)
	3		Hayden Brown vs Davidson (N) (11/18/2022)
	3		Josh Gray vs Clemson (11/11/2022)



2022-23 South Carolina Men's Basketball
Player Highs Analysis
All games

South Carolina - Individual Game Highs

TURNOVERS	7	Meechie Johnson vs Mississippi St. (01/31/2023)
	7	Gregory "GG" Jackson II at Georgia (01/28/2023)
	7	Benjamin Bosmans-Verdonk vs Clemson (11/11/2022)
FOULS	5	Hayden Brown vs Vanderbilt (02/14/2023)
	5	Hayden Brown at Georgia (01/28/2023)
	5	Hayden Brown at Florida (01/25/2023)
	5	Chico Carter, Jr. vs Auburn (01/21/2023)
	5	Hayden Brown vs Ole Miss (01/17/2023)
	5	Chico Carter, Jr. vs Ole Miss (01/17/2023)
	5	Hayden Brown at Kentucky (01/10/2023)
	5	Hayden Brown at Vanderbilt (01/03/2023)
	5	Benjamin Bosmans-Verdonk at Vanderbilt (01/03/2023)
	5	Hayden Brown at Georgetown (12/03/2022)
	5	Hayden Brown vs USC Upstate (11/25/2022)
	5	Josh Gray vs South Carolina St. (11/08/2022)



**2022-23 South Carolina Men's Basketball
Player Highs Analysis
All games**

Opponent - Individual Game Highs

POINTS	36		Emoni Bates vs Eastern Mich. (12/30/2022)
	28		Dayvion McKnight vs Western Ky. (12/22/2022)
	27		Johni Broome vs Auburn (01/21/2023)
	25		KJ Buffen at UAB (12/14/2022)
	24		Liam Robbins vs Vanderbilt (02/14/2023)
	24		Ezra Manjon at Vanderbilt (01/03/2023)
	24		James Bishop at George Washington (11/30/2022)
FIELD GOALS MADE	24		James Moors vs Colorado St. (N) (11/17/2022)
	13		Emoni Bates vs Eastern Mich. (12/30/2022)
FIELD GOAL ATTEMPTS	12		Johni Broome vs Auburn (01/21/2023)
	25		Emoni Bates vs Eastern Mich. (12/30/2022)
FIELD GOAL PERCENTAGE (min 5 made)	19		James Bishop at George Washington (11/30/2022)
	1.000	(10-10)	Olivier Nkamhoua vs Tennessee (01/07/2023)
3 PT FG MADE	.833	(10-12)	James Moors vs Colorado St. (N) (11/17/2022)
	.833	(5-6)	Patrick Cartier vs Colorado St. (N) (11/17/2022)
	8		Emoni Bates vs Eastern Mich. (12/30/2022)
3 PT FG ATTEMPTS	5		Mardrez McBride at Georgia (01/28/2023)
	5		Matthew Murrell vs Ole Miss (01/17/2023)
	5		Jordan Walker at UAB (12/14/2022)
	5		James Bishop at George Washington (11/30/2022)
	15		Emoni Bates vs Eastern Mich. (12/30/2022)
3 PT FG PERCENTAGE (min 2 made)	12		Jordan Walker at UAB (12/14/2022)
	1.000	(3-3)	Liam Robbins vs Vanderbilt (02/14/2023)
FREE THROWS MADE	1.000	(2-2)	James Moors vs Colorado St. (N) (11/17/2022)
	10		Kario Oquendo at Georgia (01/28/2023)
FREE THROW ATTEMPTS	10		Liam Robbins at Vanderbilt (01/03/2023)
	15		Kario Oquendo at Georgia (01/28/2023)
FREE THROW PERCENTAGE (min 3 made)	15		Liam Robbins at Vanderbilt (01/03/2023)
	1.000	(6-6)	Jusaun Holt at Georgia (01/28/2023)
	1.000	(6-6)	Jay Heath at Georgetown (12/03/2022)
	1.000	(5-5)	Kobe Brown at Missouri (02/07/2023)
	1.000	(5-5)	Jordan Walker at UAB (12/14/2022)
	1.000	(4-4)	Nick Honor at Missouri (02/07/2023)
	1.000	(4-4)	Sean East II at Missouri (02/07/2023)
	1.000	(4-4)	Will Richard at Florida (01/25/2023)
	1.000	(4-4)	Zep Jasper vs Auburn (01/21/2023)
	1.000	(4-4)	Jayveous McKinnis vs Ole Miss (01/17/2023)
	1.000	(4-4)	KJ Buffen at UAB (12/14/2022)
	1.000	(4-4)	Foster Loyer vs Davidson (N) (11/18/2022)
	1.000	(3-3)	Myreon Jones at Florida (01/25/2023)
	1.000	(3-3)	Johni Broome vs Auburn (01/21/2023)
	1.000	(3-3)	Eric Gaines at UAB (12/14/2022)
1.000	(3-3)	James Bishop at George Washington (11/30/2022)	
REBOUNDS	12		Oscar Tshiebwe at Kentucky (01/10/2023)
	11		Johni Broome vs Auburn (01/21/2023)
	11		Henry Coleman III vs Texas A&M (01/14/2023)
ASSISTS	12		Wendell Green Jr. vs Auburn (01/21/2023)
	9		Terry Roberts at Georgia (01/28/2023)
STEALS	5		D'Moi Hodge at Missouri (02/07/2023)
	5		Jusaun Holt at Georgia (01/28/2023)
BLOCKED SHOTS	6		Liam Robbins at Vanderbilt (01/03/2023)
	4		Colin Castleton at Florida (01/25/2023)



2022-23 South Carolina Men's Basketball
Player Highs Analysis
All games

Opponent - Individual Game Highs

TURNOVERS	6	Trae Broadnax vs USC Upstate (11/25/2022)
	4	Shakeel Moore vs Mississippi St. (01/31/2023)
	4	Terry Roberts at Georgia (01/28/2023)
	4	Wendell Green Jr. vs Auburn (01/21/2023)
	4	Javon Small vs East Carolina (N) (12/17/2022)
	4	Brendan Adams at George Washington (11/30/2022)
	4	James Bishop at George Washington (11/30/2022)
	4	Jalen Slawson vs Furman (N) (11/20/2022)
	4	Garrett Hien vs Furman (N) (11/20/2022)
4	Foster Loyer vs Davidson (N) (11/18/2022)	
FOULS	5	Matthew Murrell at Ole Miss (02/11/2023)
	5	Jason Jitoboh at Florida (01/25/2023)
	5	Niels Lane at Florida (01/25/2023)
	5	Jairus Hamilton vs Western Ky. (12/22/2022)
	5	Baylor Hebb vs Colorado St. (N) (11/17/2022)



**2022-23 South Carolina Men's Basketball
Team High/Low Analysis
All games**

South Carolina - Game Highs

POINTS	80		South Carolina St. (11/08/2022)
	79		at Vanderbilt (01/03/2023)
	78		at Georgia (01/28/2023)
	74		at Missouri (02/07/2023)
	74		Eastern Mich. (12/30/2022)
	74		at Georgetown (12/03/2022)
FIELD GOALS MADE	30		at Vanderbilt (01/03/2023)
	28		at Georgia (01/28/2023)
	28		Eastern Mich. (12/30/2022)
	28		at Georgetown (12/03/2022)
	28		USC Upstate (11/25/2022)
FIELD GOAL ATTEMPTS	72		at Vanderbilt (01/03/2023)
	68		at Georgia (01/28/2023)
FIELD GOAL PERCENTAGE	.520	(26-50)	at Missouri (02/07/2023)
	.491	(27-55)	Presbyterian (12/11/2022)
3 PT FG MADE	13		at Georgia (01/28/2023)
	11		at Kentucky (01/10/2023)
3 PT FG ATTEMPTS	31		at Georgia (01/28/2023)
	31		at Georgetown (12/03/2022)
3 PT FG PERCENTAGE	.550	(11-20)	at Kentucky (01/10/2023)
	.419	(13-31)	at Georgia (01/28/2023)
FREE THROWS MADE	21		South Carolina St. (11/08/2022)
	19		Auburn (01/21/2023)
FREE THROW ATTEMPTS	32		South Carolina St. (11/08/2022)
	25		Western Ky. (12/22/2022)
FREE THROW PERCENTAGE	.933	(14-15)	Tennessee (01/07/2023)
	.857	(6-7)	at Kentucky (01/10/2023)
REBOUNDS	51		Western Ky. (12/22/2022)
	50		Clemson (11/11/2022)
ASSISTS	18		at Missouri (02/07/2023)
	18		at Georgetown (12/03/2022)
STEALS	10		Tennessee (01/07/2023)
	8		Mississippi St. (01/31/2023)
	8		vs Davidson (N) (11/18/2022)
BLOCKED SHOTS	7		vs Davidson (N) (11/18/2022)
	5		Tennessee (01/07/2023)
	5		South Carolina St. (11/08/2022)
TURNOVERS	19		Clemson (11/11/2022)
	18		Mississippi St. (01/31/2023)
	18		at Georgia (01/28/2023)
	18		Tennessee (01/07/2023)
FOULS	25		at Vanderbilt (01/03/2023)
	23		Auburn (01/21/2023)



**2022-23 South Carolina Men's Basketball
Team High/Low Analysis
All games**

Opponent - Game Highs

POINTS	94		Texas A&M (01/14/2023)
	85		Tennessee (01/07/2023)
	85		vs Colorado St. (N) (11/17/2022)
	84		at Vanderbilt (01/03/2023)
	84		at UAB (12/14/2022)
FIELD GOALS MADE	35		Tennessee (01/07/2023)
	35		vs Colorado St. (N) (11/17/2022)
FIELD GOAL ATTEMPTS	68		Tennessee (01/07/2023)
	67		at UAB (12/14/2022)
FIELD GOAL PERCENTAGE	.583	(35-60)	vs Colorado St. (N) (11/17/2022)
	.548	(34-62)	Texas A&M (01/14/2023)
3 PT FG MADE	12		at Missouri (02/07/2023)
	12		at George Washington (11/30/2022)
	12		vs Furman (N) (11/20/2022)
3 PT FG ATTEMPTS	37		Vanderbilt (02/14/2023)
	28		Eastern Mich. (12/30/2022)
3 PT FG PERCENTAGE	.480	(12-25)	at Missouri (02/07/2023)
	.455	(10-22)	Tennessee (01/07/2023)
FREE THROWS MADE	23		at Georgia (01/28/2023)
	23		at Vanderbilt (01/03/2023)
FREE THROW ATTEMPTS	35		at Vanderbilt (01/03/2023)
	29		at Georgia (01/28/2023)
FREE THROW PERCENTAGE	.941	(16-17)	at UAB (12/14/2022)
	.889	(8-9)	vs Davidson (N) (11/18/2022)
REBOUNDS	48		Vanderbilt (02/14/2023)
	48		Texas A&M (01/14/2023)
	48		Tennessee (01/07/2023)
ASSISTS	22		vs Furman (N) (11/20/2022)
	21		at Florida (01/25/2023)
	21		at George Washington (11/30/2022)
STEALS	15		at Georgia (01/28/2023)
	13		Tennessee (01/07/2023)
	13		at Georgetown (12/03/2022)
BLOCKED SHOTS	9		at Florida (01/25/2023)
	7		at Vanderbilt (01/03/2023)
TURNOVERS	16		Mississippi St. (01/31/2023)
	14		Tennessee (01/07/2023)
FOULS	24		South Carolina St. (11/08/2022)
	18		Tennessee (01/07/2023)
	18		Western Ky. (12/22/2022)



**2022-23 South Carolina Men's Basketball
Team High/Low Analysis
All games**

South Carolina - Game Lows

POINTS	42		Tennessee (01/07/2023)
	51		Mississippi St. (01/31/2023)
	53		Texas A&M (01/14/2023)
	53		vs Colorado St. (N) (11/17/2022)
	55		at George Washington (11/30/2022)
FIELD GOALS MADE	12		Tennessee (01/07/2023)
	18		Mississippi St. (01/31/2023)
FIELD GOAL ATTEMPTS	48		Tennessee (01/07/2023)
	49		vs Furman (N) (11/20/2022)
FIELD GOAL PERCENTAGE	.250	(12-48)	Tennessee (01/07/2023)
	.311	(19-61)	vs Colorado St. (N) (11/17/2022)
3 PT FG MADE	4		Tennessee (01/07/2023)
	4		USC Upstate (11/25/2022)
3 PT FG ATTEMPTS	14		at Florida (01/25/2023)
	18		USC Upstate (11/25/2022)
	18		vs Davidson (N) (11/18/2022)
3 PT FG PERCENTAGE	.154	(4-26)	Tennessee (01/07/2023)
	.222	(4-18)	USC Upstate (11/25/2022)
FREE THROWS MADE	5		at George Washington (11/30/2022)
	6		at Kentucky (01/10/2023)
	6		Presbyterian (12/11/2022)
	6		Clemson (11/11/2022)
FREE THROW ATTEMPTS	7		at Kentucky (01/10/2023)
	9		at George Washington (11/30/2022)
	9		vs Colorado St. (N) (11/17/2022)
FREE THROW PERCENTAGE	.462	(6-13)	Clemson (11/11/2022)
	.480	(12-25)	Western Ky. (12/22/2022)
REBOUNDS	16		Texas A&M (01/14/2023)
	21		Tennessee (01/07/2023)
ASSISTS	5		Tennessee (01/07/2023)
	6		vs East Carolina (N) (12/17/2022)
STEALS	2		Vanderbilt (02/14/2023)
	2		at Kentucky (01/10/2023)
	2		Western Ky. (12/22/2022)
BLOCKED SHOTS	0		at Georgetown (12/03/2022)
	1		Vanderbilt (02/14/2023)
	1		Mississippi St. (01/31/2023)
	1		Ole Miss (01/17/2023)
	1		at Kentucky (01/10/2023)
	1		at Vanderbilt (01/03/2023)
	1		vs East Carolina (N) (12/17/2022)
TURNOVERS	6		Presbyterian (12/11/2022)
	8		USC Upstate (11/25/2022)
FOULS	9		Presbyterian (12/11/2022)
	10		Eastern Mich. (12/30/2022)
	10		vs Furman (N) (11/20/2022)



**2022-23 South Carolina Men's Basketball
Team High/Low Analysis
All games**

Opponent - Game Lows

POINTS	53	USC Upstate (11/25/2022)
	57	Presbyterian (12/11/2022)
	58	Western Ky. (12/22/2022)
	58	Clemson (11/11/2022)
	61	at Ole Miss (02/11/2023)
FIELD GOALS MADE	20	at Ole Miss (02/11/2023)
	20	Western Ky. (12/22/2022)
FIELD GOAL ATTEMPTS	44	vs East Carolina (N) (12/17/2022)
	46	Presbyterian (12/11/2022)
FIELD GOAL PERCENTAGE	.364 (20-55)	Western Ky. (12/22/2022)
	.370 (20-54)	at Ole Miss (02/11/2023)
3 PT FG MADE	2	USC Upstate (11/25/2022)
	3	Mississippi St. (01/31/2023)
	3	Auburn (01/21/2023)
	3	at Kentucky (01/10/2023)
	3	Western Ky. (12/22/2022)
	3	at Georgetown (12/03/2022)
3 PT FG ATTEMPTS	10	at Kentucky (01/10/2023)
	12	Mississippi St. (01/31/2023)
	12	USC Upstate (11/25/2022)
3 PT FG PERCENTAGE	.136 (3-22)	Western Ky. (12/22/2022)
	.167 (3-18)	at Georgetown (12/03/2022)
	.167 (2-12)	USC Upstate (11/25/2022)
FREE THROWS MADE	3	USC Upstate (11/25/2022)
	4	Eastern Mich. (12/30/2022)
	4	Presbyterian (12/11/2022)
FREE THROW ATTEMPTS	7	Tennessee (01/07/2023)
	7	Presbyterian (12/11/2022)
FREE THROW PERCENTAGE	.333 (3-9)	USC Upstate (11/25/2022)
	.444 (4-9)	Eastern Mich. (12/30/2022)
REBOUNDS	25	Presbyterian (12/11/2022)
	28	at Missouri (02/07/2023)
	28	at Kentucky (01/10/2023)
	28	vs East Carolina (N) (12/17/2022)
	28	USC Upstate (11/25/2022)
ASSISTS	4	Western Ky. (12/22/2022)
	8	USC Upstate (11/25/2022)
STEALS	3	Arkansas (02/04/2023)
	3	Ole Miss (01/17/2023)
	3	at Vanderbilt (01/03/2023)
	3	Presbyterian (12/11/2022)
	3	USC Upstate (11/25/2022)
BLOCKED SHOTS	1	at Missouri (02/07/2023)
	1	vs East Carolina (N) (12/17/2022)
	1	vs Davidson (N) (11/18/2022)
TURNOVERS	5	at Florida (01/25/2023)
	6	at Kentucky (01/10/2023)
FOULS	11	at Kentucky (01/10/2023)
	11	at George Washington (11/30/2022)