



SOUTH CAROLINA BASEBALL

South Carolina Baseball Contact: Kent Reichert - (803) 777-5257 - kent2@mailbox.sc.edu

2023 SOUTH CAROLINA SCHEDULE

FEBRUARY (0-0)

17	UMASS LOWELL (SECN+)	4 p.m.
18	UMASS LOWELL (SECN+)	2 p.m.
19	UMASS LOWELL (SECN+)	1:30 p.m.
21	WINTHROP (SECN+)	4 p.m.
22	QUEENS (SECN+)	4 p.m.
24	PENN (SECN+)	4 p.m.
25	PENN (SECN+)	2 p.m.
26	PENN (SECN+)	1:30 p.m.
28	NORTH CAROLINA A&T (SECN+)	4 p.m.

MARCH

3	at Clemson (ACCNX)	6 p.m.
4	vs. Clemson (Fluor Field) (SECN+)	1 p.m.
5	CLEMSON (SECN+)	1:30 p.m.
7	THE CITADEL (SECN+)	7 p.m.
8	vs. USC Upstate (Fluor Field)(ESPN+)	6:30 p.m.
10	BETHUNE-COOKMAN (SECN+)	7 p.m.
11	BETHUNE-COOKMAN (SECN+)	4 p.m.
12	BETHUNE-COOKMAN (SECN+)	1:30 p.m.
14	PRESBYTERIAN (SECN+)	7 p.m.
17	at Georgia* (SECN+)	6 p.m.
18	at Georgia* (SECN+)	2 p.m.
19	at Georgia* (SECN+)	1 p.m.
21	at Charlotte (Truist Field) (ESPN+)	6:05 p.m.
24	MISSOURI* (SEC NETWORK)	7 p.m.
25	MISSOURI* (SECN+)	4 p.m.
26	MISSOURI* (SEC NETWORK)	12 p.m.
28	at The Citadel (ESPN+)	7 p.m.
30	at Mississippi State* (SEC NETWORK)	7 p.m.
31	at Mississippi State* (SECN+)	7 p.m.

APRIL

1	at Mississippi State* (SECN+)	3 p.m.
4	vs. North Carolina (Truist Field) (SECN+)	TBA
6	LSU* (SECN+)	7 p.m.
7	LSU* (SECN+)	7 p.m.
8	LSU* (SEC NETWORK)	12 p.m.
11	USC UPSTATE (SECN+)	7 p.m.
14	at Vanderbilt* (SECN+)	7 p.m.
15	at Vanderbilt* (SECN+)	3 p.m.
16	at Vanderbilt* (SECN+)	2 p.m.
18	CHARLESTON SOUTHERN (SECN+)	7 p.m.
20	FLORIDA* (ESPNU)	7:30 p.m.
21	FLORIDA* (SECN+)	7 p.m.
22	FLORIDA* (SECN+)	2 p.m.
28	AUBURN* (SECN+)	7 p.m.
29	AUBURN* (SECN+)	4 p.m.
30	AUBURN* (SEC NETWORK)	12 p.m.

MAY

3	at Winthrop (ESPN+)	6 p.m.
5	at Kentucky* (SECN+)	6:30 p.m.
6	at Kentucky* (SECN+)	2 p.m.
7	at Kentucky* (SEC NETWORK)	2 p.m.
9	NORTH FLORIDA (SECN+)	4 p.m.
12	at Arkansas* (SECN+)	7:30 p.m.
13	at Arkansas* (SECN+)	7 p.m.
14	at Arkansas* (SECN+)	3 p.m.
16	CHARLOTTE (SECN+)	7 p.m.
18	TENNESSEE* (SECN+)	7 p.m.
19	TENNESSEE* (SECN+)	7 p.m.
20	TENNESSEE* (SECN+)	2 p.m.
23-28	at SEC Tournament (Hoover, Ala.)	TBA

JUNE

2-5	NCAA Regionals	TBA
9-12	NCAA Super Regionals	TBA
16-26	College World Series (Omaha, Neb.)	TBA

All times Eastern. Dates and times subject to change

* denotes SEC game

() denotes TV or Neutral Site game

#23 SOUTH CAROLINA (0-0) VS. UMASS LOWELL (0-0)

Dates: Friday, Feb. 17 — Sunday, Feb. 19
Times: Friday: 4 p.m. — Saturday: 2 p.m. — Sunday: 1:30 p.m.
Place: Founders Park, Columbia, S.C.

LIVE COVERAGE

Radio: Gamecock Radio Network/flagship 107.5 FM "The Game"
(Derek Scott, Tommy Moody, Stuart Lake)

Broadcast: SEC Network Plus

Internet: Additional coverage on Facebook, Instagram, & Twitter @GamecockBaseBll



PROBABLE PITCHING ROTATION

Friday: RHP Will Sanders (7-3, 3.43 ERA) vs. LHP LJ Keevan (5-5, 4.71 ERA)
Saturday: RHP Noah Hall (3-5, 4.34 ERA) vs. RHP Brian Foley (High School in 2022)
Sunday: RHP Jack Mahoney (Did not pitch in 2022) vs. RHP Matt Draper (3-5, 3.86 ERA)

FOR STARTERS

The University of South Carolina baseball team will open the 2023 season this weekend, hosting UMass Lowell for a three-game set. Opening Day is set for Friday, Feb. 17 at 4 p.m. Saturday's game starts at 2 p.m. with the series finale Sunday at 1:30 p.m.

All three games will be streamed on SEC Network Plus. All games also will be broadcast on The Game 107.5 FM with Derek Scott, Tommy Moody and Stuart Lake on the call.

The Gamecocks come into the 2023 season ranked No. 23 in the D1Baseball.com Preseason poll. Carolina returns 17 players from last year's squad, including six starters in the field and six pitchers. Will Sanders was named a Preseason All-America by three organizations and is on the Golden Spikes Award Watch List.

SCOUTING UMASS LOWELL

The River Hawks were one game away from the NCAA Tournament in 2022, falling to Binghamton in the America East Conference Tournament championship game. UMass Lowell, who was picked second in the America East's preseason poll, was 28-30 overall and 15-15 in the league last season, including a pair of wins over Central Michigan, a win over College of Charleston and a win against Boston College. The River Hawks finished seventh in the nation in stolen bases last year with 134, including 46 from current sophomore Jacob Humphrey. The River Hawks were led by Humphrey's .337 batting average in 53 games last season, while Gerry Siracusa had 16 doubles, 10 home runs and 65 RBI. On the mound, lefty LJ Keevan had five wins and a 4.71 ERA.

SERIES VS. UMASS LOWELL

This is the first meeting between Carolina and UMass Lowell. The Gamecocks are 12-1 all-time against current members of the America East, going 6-0 against Albany and 6-1 against Maine.

SEASON OPENERS

South Carolina is 89-41 all-time in season openers. This includes a 9-7 win over UNC Greensboro in 2022 as Andrew Eyster went 3-for-5 with three RBI and Michael Braswell had two hits and scored three runs. Will Sanders allowed just three hits in five innings to earn the win. Carolina is 21-3 in its last 24 lidlifters and has won 24 straight opening series including taking 2-of-3 from the Spartans last season.

FOLLOW ON SOCIAL MEDIA



@GAMECOCKBASEBLL // #GAMECOCKS
 FACEBOOK.COM//GAMECOCKBASEBLL
 WWW.GAMECOCKSONLINE.COM

SOUTH CAROLINA QUICK FACTS

GENERAL INFORMATION

Location.....Columbia, S.C.
 Enrollment..... 35,388
 Founded 1801
 University President.....Michael Amiridis
 Athletics Director.....Ray Tanner
 Faculty RepresentativeEva Monsma
 Conference.....Southeastern
 Nickname.....Gamecocks
 Colors.....Garnet & Black
 Mascot.....Cocky

TEAM INFORMATION

Head Coach.....Mark Kingston
 Alma Mater.....North Carolina, 1995
Record at South Carolina.....138-109 (5 years)
Career Record411-289-1 (14th Year)
 Associate Head Coach.....Monte Lee
 Assistant Coach.....Justin Parker
 Assistant Coach.....Scott Wingo
 Director of Player Development.....Mike Current
 Director of Operations.....Ryan West
 Director of Sport Performance.....Billy Anderson
 Athletics Trainer.....Cory Barton
 Academic Advisor.....Storm Blitz

2022 SEASON IN REVIEW/2023 OUTLOOK

2022 Overall Record.....27-28
 2022 SEC Record/Finish.....13-17/5th East
 2022 Postseason Finish.....0-1 at SEC Tournament
 Position Starters Returning/Lost.....6/3
 Pitchers Returning/Lost.....9/6
 Players Returning/Lost.....17/16

PROGRAM HISTORY

First Year of Baseball.....1892
 First Year in SEC.....1992
 All-Time Record.....2,706-1,641-17 (622)
 All-Time SEC Record.....486-390-1 (555)
 SEC Championships.....3 (2000, 2002, 2011)
 SEC Conference Tournament Titles.....1 (2004)
 SEC East Titles7 (1999, 2000, 2002, 2003, 2011, 2012, 2016)
 National Championships.....2 (2010, 2011)
 NCAA Appearances/Last.....33/2021
 NCAA Tournament Record.....137-71
 College World Series Appearances/Last.....11/2012
 College World Series Record.....32-20

FACILITY INFORMATION

Stadium (Dimensions).....
Founders Park (L-325, C-400, R-325-A-375)
 Capacity...6,400 permanent seats (8,242 standing-room only)
 Press Box Phone.....803-777-6648

MEDIA INFORMATION

Assistant A.D. /Media Relations.....Steve Fink
 Associate Media Rel. Dir./Baseball Contact.....Kent Reichert
 Media Relations Main Phone.....803-777-5204
 Media Relations Fax.....803-777-2967
 Reichert Office Phone.....803-777-5257
 Reichert Cell Phone.....734-548-0878
 Reichert E-mail.....kentr2@mailbox.sc.edu
 Official Athletics Web Site...www.GamecocksOnline.com
 Official Baseball Twitter.....@GamecockBaseball
 Media Relations AddressUniversity of South Carolina Athletics
Rice Athletics Center
1304 Heyward Street
Columbia, SC 29208

SOUTH CAROLINA-UMASS LOWELL HEAD-TO-HEAD

Category	South Carolina	UMass Lowell
Games	55	58
Batting Average	.263	.279
At-Bats	1804	2018
Runs	314	404
Hits	475	564
Doubles	76	105
Triples	5	17
Home Runs	58	50
Slugging Pct.	.407	.423
On-Base Pct.	.360	.387
Stolen Bases	50-69	134-165
ERA	5.41	5.69
Innings	479.0	509.2
Earned Runs	288	322
Strikeouts	501	444
Walks	245	248
Hits	489	572
Fielding Pct.	.974	.969
Overall Record	27-28	28-30
Conference Record	13-17 SEC	18-17 American East
Current Streak	L1	L1
Last 5 Games	1-4	3-2
Last 10 Games	4-6	6-4

WEEKEND ROTATION

Head Coach Mark Kingston will go with junior Will Sanders, senior Noah Hall and junior Jack Mahoney for the opening series this weekend vs. UMass Lowell.

Sanders, who gets the ball on Opening Day for the second straight season, was 7-3 with a 3.43 ERA and 91 strikeouts in 89.1 innings pitched as a sophomore in 2022. He was named to the Golden Spikes Award Watch List and is a Preseason All-American by three organizations. The righthander finished fifth in the SEC in innings pitched and 10th in both ERA and strikeouts. He tied a Founders Park record with 14 strikeouts against Clemson on March 4 and had 11 strikeouts in seven innings of work in a win over Vanderbilt on March 25. Sanders struck out 10 batters in the SEC Tournament game against Florida (May 24), allowing just four hits and an unearned run in seven innings of work.

Hall made 15 appearances with 12 starts in his first year at Carolina in 2022. The Appalachian State transfer pitched 76.2 innings, striking out 78 batters to go along with a 4.34 ERA. Hall's numbers improved in SEC play, as he was 3-3 with a 3.18 ERA and 60 strikeouts in 62.1 innings pitched. He was a two-time SEC Co-Pitcher of the Week, garnering the award after wins over Alabama (April 29) and Kentucky (May 14). He allowed two hits while striking out eight in a win over the Wildcats and struck out eight in seven innings of work in a win over the Crimson Tide. Hall was selected in the 20th round of the 2022 MLB First-Year Player Draft by the Milwaukee Brewers.

Mahoney will make his first appearance on the mound since May of 2021. The Arlington Hts., Ill., native did not pitch in 2022 after suffering an elbow injury his freshman season. Mahoney did play 15 games for the Gamecocks in the field, belting a pair of home runs with four RBI. As a freshman, Mahoney was 3-0 with a 1.62 ERA and 39 strikeouts in 33.1 innings pitched. He went a season long 7.2 innings against The Citadel (April 27, 2021), striking out six and allowing five hits and no runs in a win.

GAMECOCKS RANKED IN D1BASEBALL PRESEASON POLL

The University of South Carolina baseball team is ranked No. 23 in the D1Baseball.com preseason poll

Carolina is one of nine SEC teams in the preseason poll as seven of the top 10 squads are from the league. LSU tops the D1Baseball.com poll, with Tennessee, Stanford, Ole Miss and Texas A&M rounding out the top five.

Carolina also is ranked 28th in the NCBWA preseason poll and 47th in the Collegiate Baseball preseason poll.

CAROLINA PICKED FOURTH IN THE EAST BY SEC COACHES

South Carolina earned 51 points in the SEC Baseball Preseason poll and is fourth in the East. The poll was voted on by the league's 14 head coaches.

Four different schools received first place votes to win the SEC championship. LSU led the way with 11 votes, while Florida, Ole Miss and Texas A&M had one. LSU was predicted to win the SEC Western Division, followed by Texas A&M and Arkansas. Tennessee was the pick to win the Eastern Division, followed by Florida and Vanderbilt. Carolina was ahead of Georgia, Kentucky and Missouri in the East Division.

SANDERS NAMED TO GOLDEN SPIKES WATCH LIST

Junior righthanded pitcher Will Sanders has been named to the Golden Spikes Award Watch List, USA Baseball announced Feb. 10. Sanders is one of 55 players on the list, kicking off the process of identifying the nation's top amateur baseball player for the 2023 season.

Sanders, who was named Preseason All-America second team by three different organizations, was 7-3 with a 3.43 ERA and 91 strikeouts in 89.1 innings pitched as a sophomore in 2022. The righthander finished fifth in the SEC in innings pitched and 10th in both ERA and strikeouts. Sanders enters 2023 with 13 career wins, a 3.47 ERA and 145 career strikeouts.

GAMECOCK TRIO RETURNS TO SCHOOL AFTER DRAFT

Seniors Braylen Wimmer and Noah Hall and redshirt junior James Hicks all returned to Carolina after being picked in the 2022 MLB First-Year Player Draft. Hicks went first in the 16th round by the Baltimore Orioles. Wimmer was an 18th round pick by the Philadelphia Phillies and Hall was selected in the 20th round by the Milwaukee Brewers. There are five players on the team that have been drafted in their careers. Dylan Brewer was a 32nd round pick by the San Francisco Giants in 2019. Jonathan French was selected by the Cleveland Guardians in the 30th round in 2019.

LEE RETURNS TO THE GAMECOCK COACHING STAFF

University of South Carolina baseball coach Mark Kingston has announced the hiring of Monte Lee as associate head coach/recruiting coordinator for the program.

Lee, who has had 19 winning seasons in his 20 years as a full-time NCAA coach, most recently was the head coach at Clemson University for seven seasons (2016-22), garnering a 242-136 overall record and leading the Tigers to four NCAA Tournament berths.

Prior to his time at Clemson, Lee was the head coach of the College of Charleston from 2009-15, guiding the Cougars to a 276-145 overall record.

Lee is no stranger to Columbia, as he was an assistant coach with the Gamecocks under Ray Tanner from 2003-08. Lee helped the Gamecocks to the NCAA Regional all six years as an assistant, including College World Series appearances in 2003 and 2004 and Super Regional berths his four of his first five seasons. The 2004 team won 53 games, including the 2004 SEC Tournament, going a perfect 4-0 in Hoover. The Gamecocks won an SEC East Division championship in 2003, going 19-11 in league play. Lee also coached Justin Smoak, who set school records for home runs (62), RBI (207), walks (151) and total bases (485).

NEWCOMERS EARN TOP-20 RANKINGS

The Gamecocks' incoming transfer class was ranked as the ninth-best in the country by Baseball America and the 16th-best by D1Baseball.com. The latter also ranked fifth-year Will McGillis as the 36th best transfer in the nation while also ranking junior Gavin Casas, junior Caleb Denny, junior Jacob Compton and fifth-year Nick Proctor. The Gamecocks' full recruiting class was ranked in the top-25 by three different organizations, coming in as high as No. 18 in the country by D1Baseball.com. Eli Jerzembeck, Ethan Petry and Will Tippett were named Top Freshman in the nation by Perfect Game.

STOUT SCHEDULE FOR THE GAMECOCKS

Carolina will play six teams in the top 12 of D1Baseball.com's preseason poll, as well as eight teams that were in last year's NCAA Tournament. The Gamecocks have three contests against No. 1 LSU, No. 2 Tennessee, No. 7 Florida, No. 8 Arkansas and No. 10 Vanderbilt and have a single game in Charlotte against No.12 North Carolina. That does not include the three-game series with 2022 College World Series team Auburn and the annual three-game series against Clemson.

WIMMER BACK FOR YEAR FOUR

Senior Braylen Wimmer returns to the lineup and is the projected starter at shortstop. The Yukon, Okla., native is the Gamecocks' top returning hitter as he batted .312 with 13 doubles, seven home runs, 35 RBI and 13 stolen bases in 2022. In his Carolina career, Wimmer has 134 hits, 28 doubles, 18 home runs and 71 RBI.

AUSTIN BACK IN THE STOPPER ROLE

Redshirt sophomore Cade Austin is back after a Freshman All-America season with the Gamecocks in 2022. The Chapin native was 5-2 with a 3.17 ERA and a pair of saves in 27 appearances. Austin struck out 55 batters in 54 innings pitched and picked up big wins against Ole Miss, Alabama and Florida.

UP NEXT

The Gamecocks continue their homestand to start the 2023 season on Tuesday, Feb. 21 as Carolina hosts Winthrop. First pitch is at 4 p.m. and the game will be streamed on SEC Network Plus.


PROBABLE GAMECOCK STARTERS

Pos.	No., Player
C	#5 Talmadge LeCroy (R/R, So.)
or	#19 Cole Messina (R/R, So.)
1B	#52 Gavin Casas (L/R, Jr.)
or	#15 Carson Hornung (L/R, So.)
2B	#6 Will McGillis (R/R, Gr.)
SS	#3 Braylen Wimmer (R/R, Sr.)
3B	#7 Michael Braswell (R/R, So.)
or	#5 Talmadge LeCroy (R/R, So.)
or	#50 Kevin Madden (R/R, 5th)
LF	#11 Caleb Denny (L/R, Jr.)
or	#5 Talmadge LeCroy (R/R, So.)
CF	#9 Evan Stone (R/R, So.)
RF	#10 Dylan Brewer (L/L, Sr.)
or	#11 Caleb Denny (L/R, Jr.)
DH	TBA

Date	Probable Pitchers
Fri.	#32 Will Sanders (R/R, Jr.)
Sat.	#33 Noah Hall (R/R, Sr.)
Sun.	#23 Jack Mahoney (R/R, Jr.)

GAMECOCK HITTER NOTES

#3 BRAYLEN WIMMER | INF | R/R | SR | YUKON, OKLA.

Hit Streak: 5  '22 Last Series:
 On-Base Streak: 5 Last HR: May 8, 2022, at Texas A&M
 Overall: .312/.361/.466, 13 2B, 7 HR, 35 RBI, 13 SB in 2022
 2023: No. 13 Top Senior by Perfect Game ... D1Baseball Player to Watch in the SEC ...

#5 TALMADGE LECROY | C/INF | R/R | SO | BELTON, S.C.

Hit Streak: 0 Last Series:
 On-Base Streak: 1 Last HR:
 Overall: .253/.381/.305, 5 2B, 11 RBI, 1 SB in 2022
 2023:

#6 WILL MCGILLIS | INF | R/R | GR | SAN DIEGO, CALIF.

Hit Streak: 1 Last Series:
 On-Base Streak: 1 Last HR: June 4, 2022 vs. LSU
 Overall: .265/.394/.543, 12 2B, 16 HR, 51 RBI, 6 SB in 2022 (Southern Miss)
 2023: No. 36 overall transfer by D1Baseball.com .. No. 19 transfer in the SEC by D1Baseball.com's SEC Extra ...


#7 MICHAEL BRASWELL | INF | R/R | SO | MABELTON, GA.

Hit Streak: 1 Last Series:
 On-Base Streak: 1 Last HR: April 28, 2022, vs. Alabama
 Overall: .284/.365/.378, 9 2B, 2 3B, 2 HR, 27 RBI, 3 SB in 2022
 2023:

#9 EVAN STONE | OF | R/R | SO | IRMO, S.C.

Hit Streak: 0 Last Series:
 On-Base Streak: 0 Last HR:
 Overall: .184/.317/.207, 2 2B, 4 RBI, 2 SB in 2022
 2023:

#10 DYLAN BREWER | OF | L/L | SR | LATTA, S.C.

Hit Streak: 0  '19 Last Series:
 On-Base Streak: 0 Last HR: March 22, 2022, vs. Coastal Carolina
 Overall: .208/.295/.338, 8 2B, 4 HR, 24 RBI, 7 SB in 2022 (Clemson)
 2023:

#11 CALEB DENNY | OF | L/R | JR | OWASSO, OKLA.

Hit Streak: 1 Last Series:
 On-Base Streak: 28 Last HR: May 27, 2022 at Omaha
 Overall: .331/.389/.565, 19 2B, 11 HR, 57 RBI, 9 SB in 2022 (Oral Roberts)
 2023: No. 63 overall transfer by D1Baseball.com ... No. 29 transfer in the SEC by D1Baseball.com's SEC Extra ...

#12 JACOB COMPTON | 1B/OF | L/L | JR | OLIVE BRANCH, MISS.

Hit Streak: 3 Last Series:
 On-Base Streak: 10 Last HR: May 27, 2022 vs. UCF
 Overall: .291/.365/.540, 18 2B, 11 HR, 55 RBI in 2022 (Memphis)
 2023: No. 64 overall transfer by D1Baseball.com ... No. 30 transfer in the SEC by D1Baseball.com's SEC Extra ...

#13 WILL TIPPETT | INF | B/R | FR | STONE MOUNTAIN, GA.

Hit Streak: Last Series:
 On-Base Streak: Last HR:
 Overall:
 2023: Named a Top Freshman in the country by Perfect Game ...

#15 CARSON HORNING | OF | L/R | SO | OVERLAND PARK, KAN.

Hit Streak: 0 Last Series:
 On-Base Streak: 0 Last HR: April 16, 2022, vs. Ole Miss
 Overall: .209/.342/.297, 2 2B, 2 HR, 11 RBI in 2022
 2023:


#19 COLE MESSINA | C | R/R | SO | SUMMERVILLE, S.C.

Hit Streak: 0 Last Series:
 On-Base Streak: 0 Last HR:
 Overall: .133/.257/.133, 1 RBI in 2022
 2023:

#20 ETHAN PETRY | INF | R/R | FR | LAND O'LAKES, FLA.

Hit Streak: Last Series:
 On-Base Streak: Last HR:
 Overall:
 2023: Named a Top Freshman in the country by Perfect Game ...

#26 JONATHAN FRENCH | C | R/R | SR | LILBURN, GA.

Hit Streak: 0 Last Series:
 On-Base Streak: 0  '19 Last HR: May 13, 2022, at Virginia
 Overall: .217/.333/.428, 5 2B, 8 HR, 22 RBI in 2022 (Clemson)
 2023:

#31 DAVID CROMER | OF | R/R | R-SO | LEXINGTON, S.C.

Hit Streak: 0 Last Series:
 On-Base Streak: 0 Last HR:
 Overall: .000/.000/.000, 1 BB in 2022
 2023:

#35 CONNOR FUHRMAN | OF | R/R | FR | DALEVILLE, VA.

Hit Streak: 0 Last Series:
 On-Base Streak: 0 Last HR:
 Overall:
 2023:

#37 CHRIS VEACH | INF | R/R | R-SO | CHAPIN, S.C.

Hit Streak: 8 Last Series:
 On-Base Streak: 20 Last HR: March 26, 2022 at Campbell
 Overall: .322/.412/.525, 4 2B, 2 HR, 11 RBI in 2022
 2023:

#38 ZANDER BUCHAN | C | B/R | FR | COLUMBIA, S.C.

Hit Streak: Last Series:
 On-Base Streak: Last HR:
 Overall:
 2023:

#50 KEVIN MADDEN | INF | R/R | SR | GLENWOOD, MD.

Hit Streak: 0 Last Series:
 On-Base Streak: 0 Last HR: May 8, 2022, at Texas A&M
 Overall: .244/.314/.368, 5 2B, 6 HR, 26 RBI, 5 SB in 2022
 2023:

#52 GAVIN CASAS | 1B | L/R | JR | PEMBROKE PINES, FLA.

Hit Streak: 0 Last Series:
 On-Base Streak: 0 Last HR: March 13, 2022 vs. Wagner
 Overall: .294/.381/.412, 3 2B, 1 HR, 14 RBI in 2022 (Vanderbilt)
 2023: No. 57 overall transfer by D1Baseball.com ... No. 26 transfer in the SEC by D1Baseball.com's SEC Extra ...

GAMECOCK BULLPEN NOTES

#4 JACKSON PHIPPS | LHP | R-SO | DALLAS, GA.
Runners Scored/Inherited: Last App.: 1.1 IP, 3 H, 5 R, 1 BB, 2 K vs. The Citadel (4/27/21)
1st Batter Retired/Faced: Longest App.: 2.0 IP vs. Gardner-Webb (3/30/21)
Overall Stats: Did not pitch in 2022
2023:

#45 NICK PROCTOR | RHP | R-SR | PLEASANTON, CALIF.
Runners Scored/Inherited: Last App.: 3.0 IP, 0 H, 0 R, 2 BB, 6 K vs. Oregon St. (5/26/22)
1st Batter Retired/Faced: Longest App.: 4.1 IP vs. Pacific (2/19/21)
Overall Stats: 8-2, 4.11 ERA, 61.1 IP, 54 H, 28 ER, 20 BB, 96 K in 2022 (California)
2023: No. 97 overall transfer by D1Baseball.com

#14 ELI JONES | RHP | SO | PEACHTREE CITY, GA.
Runners Scored/Inherited: Last App.: 1.1 IP, 3 H, 4 R, 2 BB, 2 K vs. Upstate (5/10/22)
1st Batter Retired/Faced: Longest App.: 3.2 IP vs. NC A&T (5/4/21)
Overall Stats: 1-1, 5.68 ERA, 12.2 IP, 17 H, 8 ER, 3 BB, 10 K in 2022
2023:

#16 DYLAN ESKEW | RHP | SO | TAMPA, FLA.
Runners Scored/Inherited: Last App.:
1st Batter Retired/Faced: Longest App.:
Overall Stats:
2023:

#18 ELI JERZEMBECK | RHP | FR | CHARLOTTE, N.C.
Runners Scored/Inherited: Last App.:
1st Batter Retired/Faced: Longest App.:
Overall Stats:
2023:

#25 SAM SIMPSON | RHP | R-FR | CARROLLTON, GA.
Runners Scored/Inherited: Last App.:
1st Batter Retired/Faced: Longest App.:
Overall Stats:
2023:

#28 AUSTIN WILLIAMSON | RHP | FR | SHERRILLS FORD, N.C.
Runners Scored/Inherited: Last App.:
1st Batter Retired/Faced: Longest App.:
Overall Stats:
2023:

#29 MATTHEW BECKER | LHP | SO | CHAPIN, S.C.
Runners Scored/Inherited: Last App.: 2.0 IP, 1 H, 0 R, 2 BB, 1 K vs. Florida (5/21/22)
1st Batter Retired/Faced: Longest App.: 6.0 IP vs. Texas (3/13/22)
Overall Stats: 2-4, 5.21 ERA, 48.1 IP, 44 H, 28 ER, 32 BB, 68 K in 2022
2023: D1Baseball.com Pitcher to Watch in the SEC ...

#30 BRETT THOMAS | RHP | SR | ATLANTA, GA.
Runners Scored/Inherited: Last App.: 3.0 IP, 7 H, 4 R, 2 BB, 5 K vs. Florida (5/19/22)
1st Batter Retired/Faced: Longest App.: 4.0 2x, last vs. Kentucky (5/13/22)
Overall Stats: 1-1, 6.65 ERA, 23.0 IP, 29 H, 17 ER, 16 BB, 25 K in 2022
2023:

#34 JAMES HICKS | RHP | R-JR | CONWAY, ARK.
Runners Scored/Inherited: Last App.: 2.2 IP, 1 H, 0 R, 1 BB, 2 K vs. GW (2/26/22)
1st Batter Retired/Faced: Longest App.: 4.1 IP vs. UNCG (2/19/22)
Overall Stats: 0-1, 5.14 ERA, 7.0 IP, 10 H, 4 R, 1 BB, 7 K in 2022
2023:



#36 CADE AUSTIN | RHP | R-SO | CHAPIN, S.C.
Runners Scored/Inherited: Last App.: 2.2 IP, 2 H, 1 R, 0 BB, 4 K vs. Florida (L) (5/24/22)
1st Batter Retired/Faced: Longest App.: 4.0 IP vs. Winthrop (2/22/22)
Overall Stats: 5-2, 3.17 ERA, 54.0 IP, 52 H, 19 ER, 19 BB, 55 K in 2022
2023:

#40 WESLEY SWEATT | RHP | R-SR | LEXINGTON, S.C.
Runners Scored/Inherited: Last App.: 2.0 IP, 2 H, 3 R, 2 BB, 2 K vs. Texas (3/13/22)
1st Batter Retired/Faced: Longest App.: 5.0 IP vs. Georgia (3/15/19)
Overall Stats: 1-0, 6.57 ERA, 12.1 IP, 12 H, 9 ER, 4 BB, 10 K in 2022
2023:

#41 ZACH ZEDALIS | RHP | JR | CHARLOTTE, N.C.
Runners Scored/Inherited: Last App.: 0.0 IP, 1 H, 1 R, 2 BB, 0 K vs. Marshall (5/9/21)
1st Batter Retired/Faced: Longest App.: 1.1 IP 3x, last vs. High Point (2/25/20)
Overall Stats:
2023:

#44 TREY WHEELER | LHP | FR | INDIALANTIC, FLA.
Runners Scored/Inherited: Last App.:
1st Batter Retired/Faced: Longest App.:
Overall Stats:
2023:

FRIDAY'S STARTING PITCHER



#32 WILL SANDERS
JR. - 6-6 - 215 - ATLANTA, GA.
WOODWARD ACADEMY

SANDERS' CAREER NOTES

AWARDS: Golden Spikes Award Watch List (2023) ... Perfect Game Pre-season All-America second team (2023) ... Baseball America Preseason All-America second team (2023) ... D1Baseball.com Preseason All-America second team (2023) ... Preseason All-SEC second team (2022) ... SEC All-Freshman team (2021) ... Perfect Game Freshman All-America first team (2021) ... Collegiate Baseball Freshman All-American (2021) ... No. 7 Top College Prospect for the 2023 Draft by D1Baseball.com (Dec. 3, 2021) ... No. 7 Top College Prospect for the 2023 Draft by Baseball America ... SEC Freshman of the Week (March 1, 2021) ... SEC Co-Freshman of the Week (April 5, 2021) ... SEC First Year Academic Honor Roll (2021).

2022: Started 15 games on the mound for the Gamecocks ... Was 7-3 with a 3.43 ERA and 91 strikeouts in 89.1 innings pitched ... Had 53 strikeouts in 57.1 innings in SEC games ... Finished fifth in the league in innings pitched and 10th in both ERA and strikeouts ... Struck out a career high 14 batters in seven innings against Clemson (March 4) ... Won the Tom Price Award as the Most Valuable Player for the Gamecocks in the Clemson series ... Had 11 strikeouts in seven innings pitched in a win over Vanderbilt (March 25) ... Made the start on Opening Day, allowing one run and three hits in five innings in a win over UNC Greensboro (Feb. 18) ... Earned the win over Georgia (April 9), striking out nine in 6.1 innings ... Pitched seven innings vs. Florida in the SEC Tournament (May 24), striking out 10 and allowing four hits and an unearned run ... Pitched at least seven innings in seven of the 15 starts ... Picked up the win over Alabama (April 30), striking out eight in seven innings ... In the win over No. 1 Texas (March 13), struck out six and allowed just two runs on four hits.

2021: Made 22 appearances with 10 starts for the Gamecocks his freshman season ... Went 6-3 with a 3.54 ERA, a save and 54 strikeouts in 53.1 innings pitched ... Was part of a combined three shutouts on the season ... Went eight innings, allowing just one run with four strikeouts and no walks in a win over Georgia (April 4) ... Earned wins in back-to-back games against Clemson (Feb. 27-28), combining to pitch 1.2 innings of hitless relief ... Earned the win at LSU (April 17), striking out four in six scoreless innings ... Had a season high 10 strikeouts, allowing just one hit in five innings in a win over The Citadel (March 23) ... Struck out six in four innings in a win against Florida (March 28) ... Had three strikeouts in 1.1 innings of relief in the NCAA Regional game against Old Dominion (June 5) ... Had six punchouts in four innings against Missouri (April 11) ... Was selected to play for the USA Baseball Collegiate National Team in the summer.

HIGH SCHOOL: Attended Woodward Academy in Atlanta, Ga., where he helped the War Eagles to a quarterfinal berth in the 4A state playoffs in 2019 ... Under Armour All-American (2019) ... Georgia Dugout Preview Magazine 4A All-State first team (2019) ... Perfect Game Preseason All-Southeast Region first team (2020) ... Perfect Game Preseason Underclass All-America first team (2019) ... Perfect Game Preseason Underclass All-America honorable mention (2018) ... Played in the Perfect Game All-American Classic and the Under Armour All-American Game in 2019 ... Was the No. 2 ranked right-handed pitcher and No. 3 overall player in the state of Georgia in the class of 2020 by Perfect Game ... Also ranked No. 58 player in the country and the No. 18 RHP in the 2020 class by Perfect Game ... No. 200 on Baseball America's Top 500 Players for the 2020 MLB Draft ... Played summer baseball for the East Cobb Astros

SANDERS' GAME-BY-GAME

2021 SEASON

Date	Opponent	GS	IP	H	R	ER	BB	SO	W-L	S
2-20-21			1.0	0	0	0	0	0	0-0	0
2-23-21	Winthrop	*	2.2	2	0	0	0	6	0-0	0
2-27-21	Clemson		1.0	0	0	0	0	0	1-0	0
2-28-21	Clemson		0.2	0	0	0	0	0	2-0	0
3-6-21	Mercer		2.0	1	0	0	0	3	2-0	0
3-10-21	The Citadel		1.1	2	0	0	0	0	2-0	0
3-12-21	Texas		0.0	2	3	3	1	0	2-1	0
3-14-21	Texas		1.0	2	0	0	0	0	2-1	0
3-17-21	Davidson	*	1.0	0	0	0	1	1	2-1	0
3-20-21	Vanderbilt		0.2	2	0	0	1	0	2-1	0
3-23-21	The Citadel	*	5.0	1	1	1	1	10	3-1	0
3-28-21	Florida	*	4.0	2	3	2	1	6	4-1	0
4-4-21	Georgia	*	8.0	8	1	1	0	4	5-1	0
4-11-21	Missouri	*	4.0	4	2	2	0	6	5-1	0
4-17-21	LSU	*	6.0	5	0	0	1	4	6-1	0
4-23-21	Arkansas	*	5.0	6	4	4	1	3	6-2	0
5-1-21	Ole Miss	*	2.0	5	4	4	1	2	6-2	0
5-8-21	Miss. State	*	2.1	6	5	4	1	3	6-3	0
5-16-21	Kentucky		1.0	0	0	0	0	0	6-3	0
5-18-21	App State		1.0	0	0	0	0	1	6-3	1
5-22-21	Tennessee		2.1	1	0	0	2	2	6-3	1
6-5-21	ODU		1.1	0	0	0	0	3	6-3	1

2022 SEASON

Date	Opponent	GS	IP	H	R	ER	BB	SO	W-L	S
2-18-22	UNCG	*	5.0	3	1	1	0	3	1-0	0
2-25-22	G. Washington	*	7.0	6	3	3	0	5	2-0	0
3-4-22	Clemson	*	7.0	6	1	1	5	14	2-0	0
3-13-22	Texas	*	6.0	4	2	2	3	6	3-0	0
3-19-22	Tennessee	*	4.2	9	5	5	3	4	3-1	0
3-25-22	Vanderbilt	*	7.0	6	2	2	2	11	4-1	0
4-2-22	Missouri	*	7.0	7	2	2	0	4	4-1	0
4-9-22	Georgia	*	6.1	5	4	3	3	9	5-1	0
4-16-22	Ole Miss	*	6.1	7	4	3	1	4	5-1	0
4-24-22	Auburn	*	5.0	7	2	2	3	3	5-2	0
4-30-22	Alabama	*	7.0	7	5	5	2	8	6-2	0
5-8-22	Texas A&M	*	6.0	6	4	3	3	3	7-2	0
5-15-22	Kentucky	*	7.0	7	4	2	1	4	7-3	0
5-21-22	Florida	*	1.0	0	0	0	2	3	7-3	0
5-24-22	Florida	*	7.0	4	1	0	3	10	7-3	0

PERSONAL: Born on March 30, 2002 ... Son of Rich and Rebekah Sanders ... Major is criminology and criminal justice

Season High	Career High
Innings	8.0, at Georgia (4/4/21)
Hits	9 at Tennessee (3/19/22)
Runs	5, 3x, last vs. Alabama (4/30/22)
Earned Runs	5, 2x, last vs. Alabama (4/30/22)
Walks	5 vs. Clemson (3/4/22)
Strikeouts	14 vs. Clemson (3/4/22)

SANDERS' CAREER STATISTICS

Year	ERA	W-L	G	GS	CG	SHO	SV	IP	H	R	ER	BB	SO	2B	3B	HR	BF	AVG	WP	HBP	BK	SFA	SHA
2021	3.54	6-3	22	10	0	0/3	1	53.1	49	23	21	11	54	7	3	9	217	.243	5	4	0	0	0
2022	3.43	7-3	15	15	0	0/0	0	89.1	84	40	34	31	91	13	3	14	380	.249	3	7	2	3	2
Career	3.47	13-6	37	25	0	0/3	1	142.2	133	63	55	42	145	20	6	23	597	.247	8	11	2	3	2

2 NCAA Championships, 3 SEC Championships, 7 SEC East Titles, 31 NCAA Appearances

SATURDAY'S STARTING PITCHER



#33 NOAH HALL 
SR. - 6-0 - 190 - CHARLOTTE, N.C.
APPALACHIAN STATE/PROVIDENCE HS

HALL'S CAREER NOTES

AWARDS: SEC Co-Pitcher of the Week (May 2, 2022) ... SEC Co-Pitcher of the Week (May 16, 2022)

2022: Selected in the 20th round of the 2022 MLB First-Year Player Draft by Milwaukee ... Made 15 appearances with 12 starts on the mound for the Gamecocks ... Had three wins to go along with 78 strikeouts in 76.2 innings pitched ... Had a 3.18 ERA and 60 strikeouts with a .224 opponent's batting average in SEC games ... Allowed just two hits and no runs with eight strikeouts in eight innings in a win over Kentucky (May 14) ... Struck out a season high 10 batters in seven innings in a start vs. Georgia (April 8) ... Did not allow a run with eight strikeouts and three hits against Alabama (April 29) ... Picked up a win against Ole Miss (April 15), allowing two hits with five strikeouts and no walks in 7.2 innings ... Earned his first win of the season at Missouri (April 1), allowing three hits and a run in seven innings ... Struck out five in 5.2 innings at Tennessee (March 18) ... Went six innings against Vanderbilt (March 24), striking out six and allowing three earned runs in six innings

PRIOR TO CAROLINA: Played two seasons at Appalachian State University in Boone, N.C. (2020-21) ... Went 5-1 with three saves and a 3.99 ERA in 18 appearances in 49.2 innings pitched in 2021 ... Earned wins in his first two appearances on the year, at Winthrop (Feb. 20, 2021) and at East Tennessee State (Feb. 23, 2021) ... Pitched a season-high six innings at Georgia Southern (March 28, 2021), striking out four in earning the win ... Struck out a season high eight batters in five innings pitched against Arkansas State (March 21, 2021) ... Had seven punchouts against Georgia State (April 11, 2021) ... Collegiate Baseball Freshman All-America (2020) ... Had a 1.80 ERA and 21 strikeouts in 20 innings pitched in the Covid-shortened 2020 season ... Struck out five batters in 2.1 innings pitched at Gardner-Webb (Feb. 14, 2020) ... Was a perfect 2-0 with a save in 2020 ... Had four strikeouts in a 2.1 inning save against Siena on March 10, 2020 ... Played high school baseball at Providence High School in Charlotte, N.C. ... SoMeck7 Player of the Year (2019) ... Was 9-1 with 103 strikeouts and a 1.66 ERA as a senior ... Collegiate Baseball High School All-America second team (2019) ... Rawlings-Perfect Game Preseason All-Atlantic Region (2019) ... Hit .350 with 22 stolen bases as a junior at Providence ... Played summer baseball for CBC Baseball Club

PERSONAL: Born on March 30, 2001 ... Son of Brett and Amy Hall ... Major is interdisciplinary studies

HALL'S GAME-BY-GAME

2022 SEASON		HALL'S GAME-BY-GAME									
Date	Opponent	GS	IP	H	R	ER	BB	SO	W-L	SV	
2-18-22	UNCG		2.0	1	0	0	1	3	0-0	0	
2-20-22	UNCG		2.0	2	1	1	1	2	0-0	0	
2-26-22	G. Washington		2.1	7	4	4	1	4	0-0	0	
3-5-22	Clemson	*	3.1	3	3	3	2	3	0-1	0	
3-12-22	Texas	*	4.2	10	7	7	4	6	0-2	0	
3-18-22	Tennessee	*	5.2	8	4	4	2	5	0-3	0	
3-24-22	Vanderbilt	*	6.0	4	4	3	5	6	0-4	0	
4-1-22	Missouri	*	7.0	3	1	1	0	4	1-4	0	
4-8-22	Georgia	*	7.0	7	1	1	2	10	1-4	0	
4-15-22	Ole Miss	*	7.2	6	2	2	0	5	2-4	0	
4-23-22	Auburn	*	6.1	9	6	5	2	5	2-4	0	
4-29-22	Alabama	*	7.0	3	0	0	4	8	2-4	0	
5-7-22	Texas A&M	*	4.2	6	5	5	2	5	2-4	0	
5-14-22	Kentucky	*	8.0	2	0	0	3	8	3-4	0	
5-20-22	Florida	*	3.0	4	3	1	2	4	3-5	0	

Season High	Career High
.....Innings	8.0 vs. Kentucky (5/14/22)
.....Hits	10 vs. Texas (3/12/22)
.....Runs	7 vs. Texas (3/12/22)
.....Earned Runs	7 vs. Texas (3/12/22)
.....Walks	4, 2x, last vs. Texas (3/12/22)
.....Strikeouts	10 vs. Georgia (4/8/22)

HALL'S CAREER STATISTICS

Year	ERA	W-L	G	GS	CG	SHO	SV	IP	H	R	ER	BB	SO	2B	3B	HR	BF	AVG	WP	HBP	BK	SFA	SHA
2022	4.34	3-5	15	12	0	0/1	0	76.2	75	41	37	31	78	6	1	9	342	.253	11	11	0	2	1

2 NCAA Championships, 3 SEC Championships, 7 SEC East Titles, 31 NCAA Appearances

SUNDAY'S STARTING PITCHER



#23 JACK MAHONEY

JR. - 6-3 - 205 - ARLINGTON HTS., ILL.
ST. VIATOR HS

MAHONEY'S CAREER NOTES

AWARDS: Perfect Game Freshman All-America second team (2021) ...
2021-22 SEC Spring Honor Roll ... SEC First-Year Academic Honor Roll (2021)

2022: Played in 15 games with one start at second base vs. North Carolina (April 6) ... Hit a three-run home run in the win over the Tar Heels ... Also homered in the ninth inning at Florida (May 19) ... Had a pinch hit vs. Clemson (March 5) ... Walked and scored a run vs. Gardner-Webb (March 15) ... Did not pitch in 2022 due to injury from his freshman season

2021: Made 14 appearances on the mound with five starts, going 3-0 with a 1.62 ERA and 39 strikeouts in 33.1 innings pitched for the Gamecocks ... Also made a start at third base against Missouri (April 9) and had four plate appearances with a walk and a hit by pitch ... Struck out seven in five innings to earn the win over Charleston Southern (April 13) ... Went a season-long 7.2 innings, striking out six and allowing five hits and no runs in a win over The Citadel (April 27) ... Did not pitch after May 5 due to injury ... Had six strikeouts in four innings in a win over Gardner-Webb (March 30) ... Had four punchouts in 2.1 innings in a 1-0 win over Mercer (March 7) ... Made his Carolina debut against Dayton (Feb. 19), striking out a batter in an inning of work ... In 1.2 innings of relief, struck out four in a win over Winthrop (Feb. 23) ... Had three strikeouts in an inning of work at Texas (March 12)

HIGH SCHOOL: Attended St. Viator High School in Arlington Hts., Ill., where he had a career .315 batting average with 18 doubles, nine home runs, 63 RBI, a .423 on-base percentage and a .491 slugging percentage ... On the mound, was 12-5 with a save and 105 strikeouts in 110.1 innings in his three-year career at St. Viator ... Had senior season cut due to the coronavirus pandemic ... Hit .342 and was 2-1 on the mound for St. Viator as a freshman, helping the Lions to a 3A state championship ... Perfect Game Preseason All-Central Region first team (2020) ... Perfect Game Underclass All-America high honorable mention (2018, '19) ... Was ranked the No. 2 shortstop and No. 3 overall player in the state of Illinois in the class of 2020 by Perfect Game ... Also played football and basketball at St. Viator ... Played summer baseball for Top Tier Americans

PERSONAL: Born on August 13, 2001 ... Son of Tim and Shannon Mahoney ... Sister, Shea, was a gymnast at the University of Alabama from 2017-20 ... Major is criminology and criminal justice

MAHONEY'S GAME-BY-GAME

2021 SEASON

Date	Opponent	GS	IP	H	R	ER	BB	SO	W-L	S
2-19-21	Dayton		1.0	0	0	0	0	1	0-0	0
2-23-21	Winthrop		1.2	1	1	0	0	4	0-0	0
2-28-21	Clemson		1.2	2	1	1	0	1	0-0	0
3-5-21	Mercer		1.0	0	0	0	0	1	0-0	0
3-7-21	Mercer		2.1	1	0	0	0	4	0-0	0
3-12-21	Texas		1.0	1	0	0	1	3	0-0	0
3-13-21	Texas		1.2	1	0	0	1	1	0-0	0
3-19-21	Vanderbilt		0.2	0	0	0	1	0	0-0	0
3-26-21	Florida		1.0	1	1	1	2	1	0-0	0
3-30-21	Gardner-Webb	*	4.0	5	1	1	0	6	1-0	0
4-6-21	North Carolina	*	4.0	6	1	1	0	4	1-0	0
4-13-21	Charleston So,	*	5.0	7	0	0	1	7	2-0	0
4-27-21	The Citadel	*	7.2	5	0	0	1	6	3-0	0
5-5-21	UNF	*	0.2	3	2	2	1	0	3-0	0

Season High	Career High
Innings	7.2 vs. The Citadel (4/27/21)
Hits	7 vs. Chas. Southern (4/13/21)
Runs	2 vs. UNF (5/5/21)
Earned Runs	2 vs. UNF (5/5/21)
Walks	2 vs. Florida (3/26/21)
Strikeouts	7 vs. Chas. Southern (4/13/21)

MAHONEY'S CAREER STATISTICS

Year	ERA	W-L	G	GS	CG	SHO	SV	IP	H	R	ER	BB	SO	2B	3B	HR	BF	AVG	WP	HBP	BK	SFA	SHA
2021	1.62	3-0	14	5	0	0/2	0	33.1	27	7	6	8	39	2	2	0	130	.227	1	0	0	1	2

2 NCAA Championships, 3 SEC Championships, 7 SEC East Titles, 31 NCAA Appearances

SOUTH CAROLINA 2023 HONOR ROLL

Cade Austin

No. 7 Relief Pitcher in the country by D1Baseball.com

Matthew Becker

D1Baseball Pitcher to Watch in the SEC
No. 32 Top Prospect for the 2024 Draft, D1Baseball.com

Gavin Casas

No. 57 overall transfer by D1Baseball.com
No. 26 transfer in the SEC by D1Baseball.com's SEC Extra
D1Baseball Player to Watch in the SEC
No. 42 First Baseman in the country by D1Baseball.com

Caleb Denny

No. 63 overall transfer by D1Baseball.com
No. 29 transfer in the SEC by D1Baseball.com's SEC Extra
D1Baseball Player to Watch in the SEC
No. 95 Outfielder in the country by D1Baseball.com

Noah Hall

No. 71 Starting Pitcher in the country by D1Baseball.com

Eli Jerzembeck

Perfect Game Top Freshman
No. 7 Top Prospect for the 2024 Draft, D1Baseball.com
No. 4 Impact Freshman in the SEC, D1Baseball.com
No. 63 Starting Pitcher in the country by D1Baseball.com

Roman Kimball

Perfect Game Top Sophomore

Jack Mahoney

No. 33 Top Prospect in the SEC for the 2023 Draft, D1Baseball.com
No. 107 Starting Pitcher in the country by D1Baseball.com

Will McGillis

No. 36 overall transfer by D1Baseball.com
No. 19 transfer in the SEC by D1Baseball.com's SEC Extra
No. 41 Second Baseman in the country by D1Baseball.com

Ethan Petry

Perfect Game Top Freshman
No. 18 Impact Freshman in the SEC, D1Baseball.com

Nick Proctor

No. 97 overall transfer by D1Baseball.com

Will Sanders

Baseball American Preseason All-America second team
D1Baseball.com Preseason All-America second team
Perfect Game Preseason All-America second team
Preseason All-SEC team by Perfect Game
Perfect Game Top Junior
D1Baseball Pitcher to Watch in the SEC
No. 7 Top Prospect in the SEC for the 2023 Draft, D1Baseball.com
No. 11 Starting Pitcher in the country by D1Baseball.com

Will Tippet

Perfect Game Top Freshman

Braylen Wimmer

Perfect Game Top Senior
D1Baseball Player to Watch in the SEC
No. 20 Shortstop in the country by D1Baseball.com

2023 BATTING BY SERIES

Team	Avg.	R	H	HR	RBI	BB	SO
UMass Lowell							
Winthrop							
Queens							
Penn							
N.C. A&T							
Clemson							
The Citadel							
USC Upstate							
Bethune-Cookman							
Presbyterian							
Georgia							
Charlotte							
Missouri							
Mississippi State							
North Carolina							
LSU							
Vanderbilt							
Charleston Southern							
Florida							
Auburn							
Kentucky							
North Florida							
Arkansas							
Tennessee							

2023 PITCHING BY SERIES

Team	ERA	IP	H	R	ER	BB	SO
UMass Lowell							
Winthrop							
Queens							
Penn							
N.C. A&T							
Clemson							
The Citadel							
USC Upstate							
Bethune-Cookman							
Presbyterian							
Georgia							
Charlotte							
Missouri							
Mississippi State							
North Carolina							
LSU							
Vanderbilt							
Charleston Southern							
Florida							
Auburn							
Kentucky							
North Florida							
Arkansas							
Tennessee							

A LOOK AT THE 2023 SEASON

Date	Opponent	Result	Pitcher of Record (W/L)	Notable Game Note
2-17	UMass Lowell			
2-18	UMass Lowell			
2-19	UMass Lowell			
2-21	Winthrop			
2-22	Queens			
2-24	Penn			
2-25	Penn			
2-26	Penn			
2-28	NC A&T			
3-3	at Clemson			
3-4	vs. Clemson			
3-5	Clemson			
3-7	The Citadel			
3-8	at USC Upstate			
3-10	Bethune-Cookman			
3-11	Bethune Cookman			
3-12	Bethune-Cookman			
3-14	Presbyterian			
3-17	at Georgia*			
3-18	at Georgia*			
3-19	at Georgia*			
3-21	at Charlotte			
3-24	Missouri*			
3-25	Missouri*			
3-26	Missouri*			
3-28	at The Citadel			
3-30	at Mississippi St.*			
3-31	at Mississippi St.*			
4-1	at Mississippi St.*			
4-4	vs. North Carolina			
4-6	LSU*			
4-7	LSU*			
4-8	LSU*			
4-11	USC Upstate			
4-14	at Vanderbilt*			
4-15	at Vanderbilt*			
4-16	at Vanderbilt*			
4-18	Charleston Southern			
4-20	Florida*			
4-21	Florida*			
4-22	Florida*			
4-28	Auburn*			
4-29	Auburn*			
4-30	Auburn*			
5-3	at Winthrop			
5-5	at Kentucky*			
5-6	at Kentucky*			
5-7	at Kentucky*			
5-9	North Florida			
5-12	at Arkansas*			
5-13	at Arkansas*			
5-14	at Arkansas*			
5-16	Charlotte			
5-18	Tennessee*			
5-19	Tennessee*			
5-20	Tennessee*			

2 NCAA Championships, 3 SEC Championships, 7 SEC East Titles, 31 NCAA Appearances

GAMECOCKS IN THE RANKINGS

Dates	BA	CB	D1	NCBWA	PG	UST
Preseason	--	47	23	28	--	RV
February						
February 27						
March						
March 6						
March 13						
March 20						
March 27						
April						
April 3						
April 10						
April 17						
April 24						
May						
May 1						
May 8						
May 15						
May 22						

BA - Baseball America; CB - Collegiate Baseball; D1 - D1Baseball; NCBWA - National Collegiate Baseball Writers Association; PG - Perfect Game USA; UST - USA TODAY Coaches Poll;

THE GAMECOCK RADIO NETWORK

All 56 regular season games will be available on the Gamecock Radio Network. Flagship station, 107.5 FM, "The Game," is the home of the Gamecocks and will broadcast all games. In the event of a conflict with basketball in Columbia, the baseball games can be heard on sister station WISW, 1320 AM. All games can also be heard on the All Access channel on GamecocksOnline.

For local affiliates, please check your local listings for the latest schedule. Additional affiliates include:

2023 Network Affiliates

Aiken/Edgefield	WKSX	92.7 FM
Allendale	WDOG	93.5 FM
Camden	WCAM	1590 AM
Charleston	WWIK	98.9 FM
Chesterfield	WVSZ	107.3 FM
Columbia	WNKT	107.5 FM
Columbia	WISW	1320 AM
Florence	WOLH	96.3 FM/ 1230 AM
Greenville	WROO	104.9 FM
Greenwood	WCZZ	1090 AM
Kingstree	WDKD	1310 AM
Myrtle Beach	WSEA	100.3 FM
Rock Hill/Lancaster	WRHM	107.1 FM
Spartanburg	WSPG	98.3 FM/ 1400 AM

Live Gamecock Baseball broadcasts are also available for free this season on the Tuneln App (Android/iOS). Live Gamecock Baseball will also be available for free on the South Carolina Gameday App (Android/iOS) via a link out to Tuneln. Users who do not already have the Tuneln app downloaded will be prompted to download the app. Upon successful completion of the download, users will be easily redirected from the Gameday App to Tuneln anytime they select the Live Audio option in the Gameday App.

During the overlap of basketball and baseball seasons, a basketball broadcast (men's or women's) will take priority over baseball. For example if a basketball game is scheduled at the same time as a baseball game, the basketball game broadcast would be on Tuneln, while the baseball game would not.

LARGEST SINGLE GAME CROWDS AT FOUNDERS PARK

Single-Game Sellouts at Founders Park (56 all-time)

8,242	vs. Clemson	March 4, 2022 (L, 2-3)
8,242	vs. Clemson	Feb. 28, 2020 (L, 1-7)
8,242	vs. Clemson	March 3, 2019 (W, 14-3)
8,242	vs. Clemson	March 2, 2018 (W, 3-2)
8,242	vs. Alabama	March 25, 2017 (W, 6-5, 10 inn.)
8,242	vs. Clemson	March 5, 2017 (L, 5-3, 11 inn.)
8,242	vs. UNCG	February 18, 2017 (W, 5-1)
8,242	vs. UNCG	February 17, 2017 (W, 7-1)
8,242	vs. Texas A&M	May 14, 2016 (L, 5-2)
8,242	vs. Florida	April 29, 2016 (W, 2-1)
8,242	vs. Tennessee	April 9, 2016 (W, 7-4)
8,242	vs. College of Charleston	March 29, 2016 (L, 6-5, 13 inn.)
8,242	vs. Clemson	March 4, 2016 (W, 8-1)
8,242	vs. LSU	May 16, 2015 (L, 8-1)
8,242	vs. LSU	May 15, 2015 (L, 9-2)
8,242	vs. Vanderbilt	April 18, 2015 (W, 3-2)
8,242	vs. Georgia	March 28, 2015 (L, 4-3)
8,242	vs. Clemson	March 2, 2015 (L, 7-0)
8,242	vs. Alabama	April 26, 2014 (L, 2-1)
8,242	vs. Alabama	April 25, 2014 (W, 9-3)
8,242	vs. Florida	April 13, 2014 (L, 6-5)
8,242	vs. Florida	April 12, 2014 (L, 4-3, 13 inn.)
8,242	vs. Florida	April 11, 2014 (W, 4-1)
8,242	vs. Tennessee	March 30, 2014 (W, 8-0)
8,242	vs. Clemson	February 28, 2014 (W, 9-6)
8,242	vs. Eastern Kentucky	February 22, 2014 (W, 2-0)
8,242	vs. Georgia	May 11, 2013 (W, 8-3)
8,242	vs. Texas A&M	March 30, 2013 (W, 6-3)
8,242	vs. Clemson	March 3, 2013 (W, 8-0)
8,242	vs. Liberty	February 15, 2013 (W, 4-3)
8,242	vs. Oklahoma (NCAA Super Regional)	June 10-11, 2012 (W, 5-1)
8,242	vs. Oklahoma (NCAA Super Regional)	June 9, 2012 (W, 5-0)
8,242	vs. Clemson (NCAA Regional)	June 3, 2012 (W, 4-3)
8,242	vs. Clemson (NCAA Regional)	June 2, 2012 (W, 5-4, 12 inn.)
8,242	vs. LSU	May 19, 2012 (L, 3-2, 10 inn.)
8,242	vs. LSU	May 18, 2012 (W, 5-4)
8,242	vs. Alabama	April 28, 2012 (W, 9-1)
8,242	vs. Alabama	April 27, 2012 (W, 12-11)
8,242	vs. Mississippi State	April 14, 2012 (W, 5-3)
8,242	vs. Tennessee	April 6, 2012 (L, 5-4)
8,242	vs. Florida	March 24, 2012 (L, 5-4)
8,242	vs. Florida	March 23, 2012 (L, 8-2)
8,242	vs. Florida	March 22, 2012 (W, 9-3)
8,242	vs. Clemson	March 3, 2012 (W, 9-6)
8,242	vs. VMI	February 17, 2012 (W, 2-1)
8,242	vs. Connecticut (NCAA Super Regional)	June 12, 2011 (W, 8-2)
8,242	vs. Connecticut (NCAA Super Regional)	June 11, 2011 (W, 5-1)
8,242	vs. Auburn	April 30, 2011 (W, 10-2)
8,242	vs. Vanderbilt	April 17, 2011 (W, 5-3)
8,242	vs. Vanderbilt	April 16, 2011 (L, 6-4)
8,242	vs. Vanderbilt	April 15, 2011 (W, 3-1)
8,242	vs. Kentucky	April 2, 2011 (W, 4-3, 10 inn.)
8,242	vs. Clemson	March 4, 2011 (W, 6-3)
8,242	vs. Santa Clara	February 19, 2011 (W, 2-1)
8,242	vs. Santa Clara	February 18, 2011 (W, 12-5)
8,242	vs. Florida	May 21, 2010 (L, 5-2)

South Carolina All-Time record in sellouts at Founders Park (38-18 (679))

TOP 10 THREE-GAME SERIES ATTENDANCE MARKS AT FOUNDERS

24,726	vs. Florida (all three sellouts)	April 11-13, 2014
24,726	vs. Florida (all three sellouts)	March 22-24, 2012
24,726	vs. Vanderbilt (all three sellouts)	April 15-17, 2011
24,558	vs. Alabama (two sellouts)	April 25-27, 2014
24,501	vs. UNCG (two sellouts)	February 17-19, 2017
24,398	vs. LSU (two sellouts)	May 18-19, 2012
24,278	vs. Auburn (one sellout)	April 29-May 1, 2011
24,204	vs. Alabama	April 30-May 2, 2010
24,186	vs. Georgia	March 18-20, 2011
23,991	vs. LSU (two sellouts)	May 14-16, 2015

A SOUTH CAROLINA TEAM

Won 10 or more consecutive games.....	March 1, 2020-March 10, 2021 (16)
Lost five or more consecutive games.....	March 18-March 24, 2022 (5)
Scored 20 or more runs in a game.....	22, June 5, 2016 vs. Rhode Island (NCAA Columbia Regional)
Scored 10+ Runs in an inning.....	10 in the 3rd inning vs. Valparaiso, March 9, 2010
Did not strikeout.....	April 7, 2015 vs. Appalachian State
Hit consecutive home runs.....	Andrew Eyster and Braylen Wimmer (5th inning at Texas A&M, May 8, 2022)
Turned a triple play.....	at Texas A&M, May 6, 2022 (Wimmer to Braswell to Madden)
Shut out consecutive opponents.....	vs. Mercer, March 6-7, 2021 (W, 4-0, W, 1-0)
Shut out the opponent.....	vs. Kentucky (7-0) (May 14, 2022)
Was shut out by the opponent at home.....	vs. Vanderbilt (0-10) March 24, 2022
Was shut out by the opponent on the road.....	at Florida (0-8) May 20, 2022
Was shut out in two consecutive games.....	at Arkansas (0-2, 0-3) April 14, 2018
Swept a conference doubleheader.....	at LSU (4-2, 9-0) April 17, 2021
Was swept in a conference doubleheader.....	at Ole Miss (3-7, 4-6) May 1, 2021
Swept a conference series at home.....	vs. Alabama, April 28-30, 2022
Swept a conference series on the road.....	at Kentucky, May 14-16, 2021
Was swept in a conference series at home.....	vs. Vanderbilt, May 3-5, 2019
Was swept in a conference series on the road.....	at Auburn April 22-24, 2022
Won a conference series at home.....	vs. Kentucky, May 13-15, 2022
Won a conference series on the road.....	at Kentucky, May 14-16, 2021
Last 1-0 win.....	vs. Mercer, March 7, 2021
Last 1-0 loss.....	vs. UNC Greensboro, Feb. 19, 2017

A SOUTH CAROLINA PLAYER

Hit two home runs in a game.....	Josiah Sightler vs. Florida, May 21, 2022
Hit three home runs in a game.....	Wes Clarke vs. Winthrop, Feb. 23, 2021
Led off game with a home run.....	Brady Allen at Georgia, April 4, 2021
Hit a grand slam.....	Colin Burgess at Texas A&M, May 8, 2022
Walk-off home run.....	Jacob Olson vs. North Carolina State, April 2, 2019
Pinch hit home run.....	Jack Mahoney vs. Florida, May 19, 2022
Inside-the-park home run.....	Noah Campbell vs. Florida, March 17, 2018
Had seven or more RBI in a game.....	Wes Clarke (7) vs. Northwestern, Feb. 22, 2020
Had five or more hits in a game.....	Gene Cone (5) vs. Missouri, April 24, 2016
Two hits in an inning.....	Braylen Wimmer (2nd inning) at Texas A&M, May 7, 2022
Hit for the cycle.....	TJ Hopkins vs. Valparaiso, March 10, 2019
Had 10 or more total bases in a game.....	Braylen Wimmer (10) vs. Vanderbilt, March 26, 2022
Stole three or more bases in a game.....	Brandt Belk (3) vs. Presbyterian, March 29, 2022
Stole home plate.....	Carlos Cortes at Vanderbilt, April 27, 2018
Had a 10-game hitting streak.....	Josiah Sightler (12), April 23-May 14, 2022
Had a 15-game hitting streak.....	Brandt Belk (24), March 8-April 22, 2022
Had a 20-game hitting streak.....	Brandt Belk (24), March 8-April 22, 2022
Had a 25-game hitting streak.....	Gene Cone (31), March 1-May 6, 2016
Had 10 or more strikeouts in a game.....	Will Sanders (10) vs. Florida (May 24, 2022)
Pitched a complete game.....	Brett Kerry at Kentucky (May 15, 2021)
Pitched a nine-inning, complete game shutout.....	Brett Kerry at Kentucky (May 15, 2021)
Pitched a combined shutout.....	Noah Hall (8.0) and Cam Tringali (1.0) vs. Kentucky, May 14, 2022
Pitched a no-hitter.....	Colby Holmes, Forrest Koumas, Josh Knab vs. Albany, Feb. 24, 2013

SEASON/CAREER HIGHS

#3 Braylen Wimmer

Season/Career High
At Bats.....7, vs. Florida (3/26/21)
Runs.....3, 3x, last vs. NC A&T (5/4/22)
Hits.....4, 3x, last at Texas A&M (5/7/22)
RBI.....5 vs. Vanderbilt (3/26/22)
Walks...3, 2x, last at Texas A&M (5/6/22)

#5 Talmadge LeCroy

Season High Career High
At Bats.....5, at Texas A&M (5/8/22)
Runs.....2 vs. Georgia (4/10/22)
Hits.....3 at Texas A&M (5/8/22)
RBI.....2, 3x, last vs. Alabama (4/30/22)
Walks.....3 vs. Texas (3/13/22)

#6 Will McGillis

Season High Career High
At Bats.....6, at FIU (4/16/22)
Runs.....3, 10x, last vs. UTSA (5/25/22)
Hits.....3, 10x, last vs. UAB (4/29/22)
RBI.....4, 2x, last vs. MTSU (5/21/22)
Walks.....2, 14x, last vs. MTSU (5/21/22)

#7 Michael Braswell

Season High Career High
At Bats...5, 7x, last at Texas A&M (5/8/22)
Runs.....3, 2x, last vs. G. Wash. (2/25/22)
Hits.....4, 2x, last vs. Kentucky (5/13/22)
RBI.....3 vs. Kentucky (5/13/22)
Walks.....3 vs. Kentucky (5/14/22)

#9 Evan Stone

Season High Career High
At Bats...5, 3x, last at Texas A&M (5/8/22)
Runs...2, 3x, last vs. Kentucky (5/14/22)
Hits.....2 vs. NC A&T (5/4/22)
RBI.....1, 4x, last at Florida (5/21/22)
Walks...2, 3x, last vs. Ole Miss (4/16/22)

#10 Dylan Brewer

Season High Career High
At Bats6, 2x, last. vs. N'eastern (3/12/22)
Runs.....2, 3x, last vs. Ga. Tech (5/7/22)
Hits.....3, 3x, last vs. Presby (4/26/22)
RBI.....5, vs. NC State (4/2/21)
Walks...3, 3x, last vs. Louisville (4/30/21)

#11 Caleb Denny

Season High Career High
At Bats.....7 vs. Oklahoma St. (4/19/22)
Runs.....4, 2x, last vs. Pacific (3/5/22)
Hits.....5 vs. Oklahoma St. (4/19/22)
RBI.....6, 2x, last vs. SDSU (3/26/22)
Walks2, 5x, last vs. Little Rock (3/16/22)

#12 Jacob Compton

Season High Career High
At Bats.....6, MVSU (4/26/22)
Runs...2, 10x, last vs. Houston (5/26/22)
Hits.....3, 4x, last vs. Ark. St (5/10/22)
RBI.....5, vs. UT Martin (5/3/22)
Walks.....2,3x, last vs. Cincy (5/15/22)

#13 Will Tippett

Season/Career High
At Bats,
Runs
Hits
RBI
Walks

#15 Carson Hornung

Season High Career High
At Bats.....4, 5x, last at Auburn (4/24/22)
Runs.....2, 2x, last vs. Xavier (3/8/22)
Hits.....2, 4x, last at Auburn (4/23/22)
RBI.....3, 2x, last vs. Ole Miss (4/16/22)
Walks.....2, 4x, last vs Missouri (4/2/22)

#19 Cole Messina

Season High Career High
At Bats.....6 vs. G. Wash (2/25/22)
Runs.....1, 2x, last vs. Missouri (4/2/22)
Hits.....2 vs. Ole Miss (4/14/22)
RBI.....1 vs. G. Wash (2/25/22)
Walks.....2 vs. App State (3/1/22)

#20 Ethan Petry

Season/Career High
At Bats,
Runs
Hits
RBI
Walks

#26 Jonathan French

Season High Career High
At Bats.....5, 5x, last vs. ETSU (4/20/22)
Runs.....3, vs. Ga. Tech (5/8/22)
Hits.....3, vs. Wake (4/16/22)
RBI.....4, vs. N'Eastern (3/12/22)
Walks.....2, 5x, last vs. Ga. Tech (5/8/22)

#35 Connor Fuhrman

Season/Career High
At Bats,
Runs
Hits
RBI
Walks

#37 Chris Veach

Season High Career High
At Bats.....6, vs. UNCA (4/6/21)
Runs.....4, at East. Kent. (2/27/21)
Hits.....3, 5x, last vs. Chas. So (3/27/21)
RBI.....3, at Ga. Tech (3/23/22)
Walks.....1, vs. Xavier (3/8/22)

#38 Zander Buchan

Season/Career High
At Bats,
Runs
Hits
RBI
Walks

#50 Kevin Madden

Season High Career High
At Bats...6, 3x, last vs. Georgia Tech (4/18/21)
Runs...3, vs. William and Mary (3/10/20)
Hits.....5, vs. Virginia (5/16/19)
RBI5, 2x, last at Wake Forest (4/10/21)
Walks.....3, at Wake Forest (4/7/19)

#52 Gavin Casas

Season High Career High
At Bats.....6, vs. Hawaii (3/5/22)
Runs.....2, 3x, last vs. Missouri (3/18/22)
Hits.....3, vs. Wagner (3/13/22)
RBI.....7, vs. Wagner (3/13/22)
Walks.....2, vs. Missouri (3/19/22)

#4 Jackson Phipps

Season High.....**Career High**
Innings 2.0, vs. Gardner-Webb (3/30/21)
 Hits..... 3, 3x, last vs Citadel (4/27/21)
 Runs..... 5, vs. Citadel (4/27/21)
 Earned Runs..... 5, vs. Citadel (4/27/21)
 Walks..... 1, 4x, last vs. Citadel (4/27/21)
 Strikeouts 5, vs. Gardner-Webb (3/30/21)

#14 Eli Jones

Season High.....**Career High**
Innings..... 3.2 vs. NC A&T (5/4/22)
 Hits..... 5 vs. Presbyterian (3/29/22)
 Runs..... 4 vs. USC Upstate (5/10/22)
 Earned Runs..... 4 vs. USC Upstate (5/10/22)
 Walks..... 2 vs. USC Upstate (5/10/22)
 Strikeouts... 3, 2x, last vs. NC A&T (5/4/22)

#16 Dylan Eskew

Season/Career High.....
Innings
 Hits
 Runs
 Earned Runs
 Walks
 Strikeouts

#18 Eli Jerzembeck

Season/Career High.....
Innings
 Hits
 Runs
 Earned Runs
 Walks
 Strikeouts

#25 Sam Simpson

Season/Career High.....
Innings
 Hits
 Runs
 Earned Runs
 Walks
 Strikeouts

#28 Austin Williamson

Season/Career High.....
Innings
 Hits
 Runs
 Earned Runs
 Walks
 Strikeouts

#29 Matthew Becker

Season High.....**Career High**
Innings..... 6.0 vs. Texas (3/13/22)
 Hits..... 7 vs. Vanderbilt (3/26/22)
 Runs..... 5 vs. Vanderbilt (3/26/22)
 Earned Runs... 4, 2x, last vs. Ole Miss (4/16/22)
 Walks..... 6 vs. Vanderbilt (3/26/22)
 Strikeouts..... 11 vs. Texas (3/13/22)

#30 Brett Thomas

Season High.....**Career High**
Innings.. 4.0, 2x, last vs. Kentucky (5/13/22)
 Hits..... 7 vs. Florida (5/19/22)
 Runs..... 4, 2x, last vs. Florida (5/19/22)
 Earned Runs 4, 2x, last vs. Florida (5/19/22)
 Walks.. 3, 3x, last vs. Kentucky (5/13/22)
 Strikeouts.. 5, 2x, last vs. Florida (5/19/22)

#34 James Hicks

Season High.....**Career High**
Innings..... 4.1, vs. UNCG (2/19/22)
 Hits..... 9, vs. UNCG (2/19/22)
 Runs..... 4, vs. UNCG (2/19/22)
 Earned Runs..... 4, vs. UNCG (2/19/22)
 Walks..... 1, vs. G. Wash, (2/26/22)
 Strikeouts..... 5, vs. UNCG (2/19/22)

#36 Cade Austin

Season High.....**Career High**
Innings..... 4.0 vs. Winthrop (2/22/22)
 Hits..... 7, at Texas A&M (5/7/22)
 Runs..... 6 vs. UNCG (2/18/22)
 Earned Runs..... 6 vs. UNCG (2/18/22)
 Walks..... 3 vs. UNCG (2/18/22)
 Strikeouts..... 5 at Tennessee (3/19/22)

#37 Chris Veach

Season High.....**Career High**
Innings..... 4.0, at Auburn (2/21/21)
 Hits..... 4, vs. Indiana St. (6/5/21)
 Runs..... 4, at Longwood (4/17/21)
 Earned Runs..... 3, at Longwood (4/17/21)
 Walks... 2, 5x, last vs. G-Webb (5/28/21)
 Strikeouts..... 4, vs. Chas. So. (3/27/21)

#40 Wesley Sweatt

Season High.....**Career High**
Innings..... 5.0, vs. Georgia (3/15/19)
 Hits..... 10, at Tennessee (3/22/19)
 Runs..... 8, at Tennessee (3/22/19)
 Earned Runs..... 6, at Tennessee (3/22/19)
 Walks..... 3, vs. Furman (5/8/19)
 Strikeouts..... 4, 2x, last vs. Xavier (3/8/22)

#41 Zach Zedalis

Season/Career High.....
Innings
 Hits
 Runs
 Earned Runs
 Walks
 Strikeouts

#45 Nick Proctor

Season High.....**Career High**
Innings..... 4.1, vs. Pacific (2/19/21)
 Hits..... 5, 2x, last vs. St. Mary's (3/7/21)
 Runs..... 7, at San Fran. (2/27/21)
 Earned Runs..... 7, at San Fran. (2/27/21)
 Walks..... 3, at San Fran. (2/27/21)
 Strikeouts.. 6, 2x, last vs. Ore. St. (5/26/22)

#47 Connor McCreery

Season/Career High.....
Innings
 Hits
 Runs
 Earned Runs
 Walks
 Strikeouts

SOUTH CAROLINA LINEUPS BY POSITION

GAME (No./time) C	1B	2B	SS	3B	LF	CF	RF	DH
2-17 UML								
2-18 UML								
2-19 UML								
2-21 WIN								
2-22 QUE								
2-24 PENN								
2-25 PENN								
2-26 PENN								
2-28 NCAT								
3-3 CLEM								
3-4 CLEM								
3-5 CLEM								
3-7 CIT								
3-8 UPST								
3-10 BCU								
3-11 BCU								
3-12 BCU								
3-14 PC								
3-17 GA								
3-18 GA								
3-19 GA								
3-21 CHAR								
3-24 MIZ								
3-25 MIZ								
3-26 MIZ								
3-28 CIT								
3-30 MSST								
3-31 MSST								
4-1 MSST								
4-4 UNC								
4-6 LSU								
4-7 LSU								
4-8 LSU								
4-11 UPST								
4-14 VAN								
4-15 VAN								
4-16 VAN								
4-18 CSU								
4-20 FLA								
4-21 FLA								
4-22 FLA								
4-28 AUB								
4-29 AUB								
4-30 AUB								
5-2 WIN								
5-5 UK								
5-6 UK								
5-7 UK								
5-9 UNF								
5-12 ARK								
5-13 ARK								
5-14 ARK								
5-16 CHAR								
5-18 TENN								
5-19 TENN								
5-20 TENN								

SOUTH CAROLINA LINEUPS BY BATTING ORDER

GAME (No./time)	1	2	3	4	5	6	7	8	9
2-17 UML									
2-18 UML									
2-19 UML									
2-21 WIN									
2-22 QUE									
2-24 PENN									
2-25 PENN									
2-26 PENN									
2-28 NCAT									
3-3 CLEM									
3-4 CLEM									
3-5 CLEM									
3-7 CIT									
3-8 UPST									
3-10 BCU									
3-11 BCU									
3-12 BCU									
3-14 PC									
3-17 GA									
3-18 GA									
3-19 GA									
3-21 CHAR									
3-24 MIZ									
3-25 MIZ									
3-26 MIZ									
3-28 CIT									
3-30 MSST									
3-31 MSST									
4-1 MSST									
4-4 UNC									
4-6 LSU									
4-7 LSU									
4-8 LSU									
4-11 UPST									
4-14 VAN									
4-15 VAN									
4-16 VAN									
4-18 CSU									
4-20 FLA									
4-21 FLA									
4-22 FLA									
4-28 AUB									
4-29 AUB									
4-30 AUB									
5-2 WIN									
5-5 UK									
5-6 UK									
5-7 UK									
5-9 UNF									
5-12 ARK									
5-13 ARK									
5-14 ARK									
5-16 CHAR									
5-18 TENN									
5-19 TENN									
5-20 TENN									

SOUTH CAROLINA PITCHERS BY THE NUMBERS

#36 Cade Austin - R-So. RHP

2022 SEASON

Date	Opponent	GS	IP	H	R	ER	BB	SO	W-L	SV
2-18-22	UNCG		1.2	5	6	6	3	1	0-0	0
2-22-22	Winthrop	*	4.0	4	1	1	1	3	1-0	0
2-26-22	G. Washington	*	2.0	2	0	0	1	2	1-0	0
3-5-22	Clemson		2.0	5	3	1	0	2	1-0	0
3-8-22	Xavier		1.0	1	1	0	2	0	1-0	0
3-12-22	Texas		1.2	0	0	0	1	1	1-0	0
3-15-22	Gardner-Webb		2.0	1	0	0	0	4	1-0	0
3-19-22	Tennessee		3.1	0	0	0	1	5	1-0	0
3-22-22	The Citadel		2.0	0	0	0	0	1	1-0	0
3-25-22	Vanderbilt		2.0	3	0	0	0	3	1-0	0
3-26-22	Vanderbilt		2.0	4	1	1	0	0	1-0	1
4-1-22	Missouri		2.0	2	0	0	0	1	1-0	2
4-2-22	Missouri		0.2	1	1	1	0	2	1-0	2
4-6-22	North Carolina		0.1	0	0	0	0	1	1-0	2
4-8-22	Georgia		2.0	3	2	2	2	2	1-1	2
4-10-22	Georgia		1.1	2	1	1	0	0	1-1	2
4-16-22	Ole Miss		1.0	1	0	0	0	2	2-1	2
4-20-22	Winthrop		2.0	0	0	0	1	1	3-1	2
4-24-22	Auburn		3.0	2	0	0	2	4	3-1	2
4-28-22	Alabama		3.0	1	2	0	2	3	4-1	2
4-30-22	Alabama		1.0	1	0	0	0	2	4-1	2
5-4-22	N.C. A&T		1.0	1	0	0	0	3	4-1	2
5-7-22	Texas A&M		2.1	7	5	5	0	3	4-1	2
5-8-22	Texas A&M		2.0	1	0	0	0	2	4-1	2
5-13-22	Kentucky		3.0	1	0	0	1	2	4-1	2
5-21-22	Florida		3.0	2	1	0	2	1	5-1	2
5-24-22	Florida		2.2	2	1	1	0	4	5-2	2

#29 Matthew Becker - So. LHP

2022 SEASON

Date	Opponent	GS	IP	H	R	ER	BB	SO	W-L	SV
2-19-22	UNCG		1.0	2	1	1	2	2	0-0	0
2-26-22	G. Washington		2.0	2	0	0	1	5	0-0	0
3-5-22	Clemson		2.0	0	0	0	1	3	0-0	0
3-8-22	Xavier		1.0	2	2	1	0	2	0-0	0
3-13-22	Texas	*	6.0	1	1	1	3	11	1-0	0
3-20-22	Tennessee	*	5.0	2	2	2	1	7	1-1	0
3-26-22	Vanderbilt	*	4.2	7	5	4	6	4	1-1	0
4-3-22	Missouri	*	4.1	3	3	3	5	5	1-2	0
4-9-22	Georgia		2.2	3	3	3	0	5	1-2	1
4-12-22	North Florida		2.0	2	0	0	0	3	1-2	2
4-15-22	Ole Miss		1.1	0	0	0	0	3	1-2	3
4-16-22	Ole Miss		1.2	5	4	4	1	3	1-2	3
4-20-22	Winthrop		1.0	0	0	0	0	3	1-2	4
4-23-22	Auburn		1.0	5	2	2	1	1	1-3	4
4-29-22	Alabama		2.0	2	1	1	1	2	2-3	4
4-30-22	Alabama		1.0	0	0	0	0	1	2-3	4
5-7-22	Texas A&M		1.2	3	3	3	2	1	2-4	4
5-8-22	Texas A&M		1.0	2	0	0	1	1	2-4	4
5-15-22	Kentucky		1.0	2	3	3	2	1	2-4	4
5-17-22	Charlotte		4.0	0	0	0	3	4	2-4	4
5-21-22	Florida		2.0	1	0	0	2	1	2-4	4

#33 Noah Hall - Sr. RHP

2022 SEASON

Date	Opponent	GS	IP	H	R	ER	BB	SO	W-L	SV
2-18-22	UNCG		2.0	1	0	0	1	3	0-0	0
2-20-22	UNCG		2.0	2	1	1	1	2	0-0	0
2-26-22	G. Washington		2.1	7	4	4	1	4	0-0	0
3-5-22	Clemson	*	3.1	3	3	3	2	3	0-1	0
3-12-22	Texas	*	4.2	10	7	7	4	6	0-2	0
3-18-22	Tennessee	*	5.2	8	4	4	2	5	0-3	0
3-24-22	Vanderbilt	*	6.0	4	4	3	5	6	0-4	0
4-1-22	Missouri	*	7.0	3	1	1	0	4	1-4	0
4-8-22	Georgia	*	7.0	7	1	1	2	10	1-4	0
4-15-22	Ole Miss	*	7.2	6	2	2	0	5	2-4	0
4-23-22	Auburn	*	6.1	9	6	5	2	5	2-4	0
4-29-22	Alabama	*	7.0	3	0	0	4	8	2-4	0
5-7-22	Texas A&M	*	4.2	6	5	5	2	5	2-4	0
5-14-22	Kentucky	*	8.0	2	0	0	3	8	3-4	0
5-20-22	Florida	*	3.0	4	3	1	2	4	3-5	0

#34 James Hicks - R-Jr. RHP

2022 SEASON

Date	Opponent	GS	IP	H	R	ER	BB	SO	W-L	SV
2-19-22	UNCG	*	4.1	9	4	4	0	5	0-1	0
2-26-22	G. Washington	*	2.2	1	0	0	1	2	0-1	0

#14 Eli Jones - So. RHP

2022 SEASON

Date	Opponent	GS	IP	H	R	ER	BB	SO	W-L	SV
3-29-22	Presbyterian	*	1.0	5	3	3	0	1	0-0	0
4-6-22	North Carolina	*	2.0	2	0	0	0	0	0-0	0
4-12-22	North Florida	*	2.2	0	0	0	0	3	0-0	0
4-20-22	Winthrop	*	2.0	4	1	1	1	1	0-0	0
5-4-22	N.C. A&T	*	3.2	3	0	0	0	3	1-0	0
5-10-22	USC Upstate	*	1.1	3	4	4	2	2	1-1	0

#23 Jack Mahoney - Jr. RHP

2021 SEASON

Date	Opponent	GS	IP	H	R	ER	BB	SO	W-L	SV
2-19-21	Dayton		1.0	0	0	0	0	1	0-0	0
2-23-21	Winthrop		1.2	1	1	0	0	4	0-0	0
2-28-21	Clemson		1.2	2	1	1	0	1	0-0	0
3-5-21	Mercer		1.0	0	0	0	0	1	0-0	0
3-7-21	Mercer		2.1	1	0	0	0	4	0-0	0
3-12-21	Texas		1.0	1	0	0	1	3	0-0	0
3-13-21	Texas		1.2	1	0	0	1	1	0-0	0
3-19-21	Vanderbilt		0.2	0	0	0	1	0	0-0	0
3-26-21	Florida		1.0	1	1	1	2	1	0-0	0
3-30-21	Gardner-Webb	*	4.0	5	1	1	0	6	1-0	0
4-6-21	North Carolina	*	4.0	6	1	1	0	4	1-0	0
4-13-21	Charleston So,	*	5.0	7	0	0	1	7	2-0	0
4-27-21	The Citadel	*	7.2	5	0	0	1	6	3-0	0
5-5-21	UNF	*	0.2	3	2	2	1	0	3-0	0

#4 Jackson Phipps - R-So. LHP

2021 SEASON

Date	Opponent	GS	IP	H	R	ER	BB	SO	W-L	S
2-19-21	Dayton		1.0	1	0	0	0	0	0-0	0
2-23-21	Winthrop		0.2	3	1	1	0	1	0-0	0
2-28-21	Clemson		0.1	0	0	0	0	1	0-0	0
3-6-21	Mercer		1.0	1	0	0	0	0	0-0	0
3-10-21	The Citadel		0.2	1	0	0	0	1	0-0	0
3-13-21	Texas		0.1	0	1	1	1	0	0-0	0
3-17-21	Davidson		1.1	3	3	3	1	3	0-0	0
3-30-21	Gardner-Webb		2.0	2	1	1	0	5	0-0	0
4-9-21	Missouri		1.1	0	0	0	1	1	0-0	0
4-13-21	Charleston So.		1.0	0	0	0	0	1	0-0	0
4-15-21	LSU		1.0	1	1	1	0	1	0-0	0
4-27-21	The Citadel		1.1	3	5	5	1	2	0-0	0

#32 Will Sanders - Jr. RHP

2021 SEASON

Date	Opponent	GS	IP	H	R	ER	BB	SO	W-L	S
2-20-21	Dayton		1.0	0	0	0	0	0	0-0	0
2-23-21	Winthrop	*	2.2	2	0	0	0	6	0-0	0
2-27-21	Clemson		1.0	0	0	0	0	0	1-0	0
2-28-21	Clemson		0.2	0	0	0	0	0	2-0	0
3-6-21	Mercer		2.0	1	0	0	0	3	2-0	0
3-10-21	The Citadel		1.1	2	0	0	0	0	2-0	0
3-12-21	Texas		0.0	2	3	3	1	0	2-1	0
3-14-21	Texas		1.0	2	0	0	0	0	2-1	0
3-17-21	Davidson	*	1.0	0	0	0	1	1	2-1	0
3-20-21	Vanderbilt		0.2	2	0	0	1	0	2-1	0
3-23-21	The Citadel	*	5.0	1	1	1	1	10	3-1	0
3-28-21	Florida	*	4.0	2	3	2	1	6	4-1	0
4-4-21	Georgia	*	8.0	8	1	1	0	4	5-1	0
4-11-21	Missouri	*	4.0	4	2	2	0	6	5-1	0
4-17-21	LSU	*	6.0	5	0	0	1	4	6-1	0
4-23-21	Arkansas	*	5.0	6	4	4	1	3	6-2	0
5-1-21	Ole Miss	*	2.0	5	4	4	1	2	6-2	0

5-8-21	Miss. State	*	2.1	6	5	4	1	3	6-3	0
5-16-21	Kentucky		1.0	0	0	0	0	0	6-3	0
5-18-21	App State		1.0	0	0	0	0	1	6-3	1
5-22-21	Tennessee		2.1	1	0	0	2	2	6-3	1
6-5-21	ODU		1.1	0	0	0	0	3	6-3	1

2022 SEASON

Date	Opponent	GS	IP	H	R	ER	BB	SO	W-L	S
2-18-22	UNCG	*	5.0	3	1	1	0	3	1-0	0
2-25-22	G. Washington	*	7.0	6	3	3	0	5	2-0	0
3-4-22	Clemson	*	7.0	6	1	1	5	14	2-0	0
3-13-22	Texas	*	6.0	4	2	2	3	6	3-0	0
3-19-22	Tennessee	*	4.2	9	5	5	3	4	3-1	0
3-25-22	Vanderbilt	*	7.0	6	2	2	2	11	4-1	0
4-2-22	Missouri	*	7.0	7	2	2	0	4	4-1	0
4-9-22	Georgia	*	6.1	5	4	3	3	9	5-1	0
4-16-22	Ole Miss	*	6.1	7	4	3	1	4	5-1	0
4-24-22	Auburn	*	5.0	7	2	2	3	3	5-2	0
4-30-22	Alabama	*	7.0	7	5	5	2	8	6-2	0
5-8-22	Texas A&M	*	6.0	6	4	3	3	3	7-2	0
5-15-22	Kentucky	*	7.0	7	4	2	1	4	7-3	0
5-21-22	Florida	*	1.0	0	0	0	2	3	7-3	0
5-24-22	Florida	*	7.0	4	1	0	3	10	7-3	0

#40 Wesley Sweatt - R-Sr. LHP**2019 SEASON**

Date	Opponent	GS	IP	H	R	ER	BB	SO	W-L	S
2-22-19	Utah Valley		2.0	1	0	0	0	2	0-0	0
2-24-19	Utah Valley		1.0	0	0	0	0	1	0-0	0
2-26-19	App State		2.0	0	0	0	0	1	0-0	0
3-1-19	Clemson		1.2	3	1	1	1	1	1-0	0
3-8-19	Valpo	*	4.0	3	1	1	2	3	1-0	0
3-15-19	Georgia	*	5.0	5	5	4	0	1	1-1	0
3-22-19	Tennessee	*	3.1	10	8	6	2	0	1-2	0
3-26-19	N.C. A&T		3.1	1	0	0	0	2	1-2	0
3-29-19	Auburn		1.0	1	0	0	0	0	1-2	0
4-2-19	N.C. State		2.0	3	0	0	0	2	2-2	0
4-5-19	Alabama		1.2	1	0	0	0	0	2-2	0
4-9-19	Charlotte		1.0	1	1	1	1	1	2-2	1
4-12-19	Florida		0.2	1	0	0	1	0	2-2	1
4-13-19	Florida		1.2	3	3	3	2	3	2-3	1
4-23-19	Charleston So.		1.0	1	0	0	0	1	2-3	1
4-26-19	Missouri		0.1	2	0	0	0	1	2-3	1
4-27-19	Missouri		0.0	1	2	0	0	0	2-3	1
5-8-19	Furman	*	4.0	2	2	2	3	4	2-3	1
5-12-19	Kentucky		2.1	2	0	0	0	2	2-3	1
5-14-19	USC Upstate		1.0	0	0	0	0	1	2-3	1
5-17-19	Miss. State		0.2	0	0	0	0	2	2-3	1
5-18-19	Miss. State		0.2	4	3	3	0	0	2-3	1
5-21-19	LSU		3.1	2	0	0	0	3	2-3	1

2021 SEASON

Date	Opponent	GS	IP	H	R	ER	BB	SO	W-L	S
3-10-21	The Citadel		0.2	3	2	2	0	0	0-0	0
3-14-21	Texas		1.0	0	0	0	0	0	0-0	0
3-17-21	Davidson		1.0	0	0	0	0	2	0-0	0
3-23-21	The Citadel		0.2	3	2	2	0	1	0-0	0
4-2-21	Georgia		0.1	0	0	0	0	1	0-0	0
4-9-21	Missouri		1.0	2	1	1	0	0	0-0	0
4-13-21	Charleston So.		1.0	1	0	0	0	0	0-0	0
4-22-21	Arkansas		0.0	3	1	1	0	0	0-0	0
5-8-21	Miss. State		1.2	0	0	0	0	1	0-0	0
5-11-21	Clemson		1.0	3	1	1	0	1	0-0	0

2022 SEASON

Date	Opponent	GS	IP	H	R	ER	BB	SO	W-L	S
2-18-22	UNCG		0.1	0	0	0	0	0	0-0	1
2-20-22	UNCG		3.1	2	0	0	0	1	0-0	1
2-26-22	G. Washington		3.1	3	2	2	1	3	1-0	1
3-4-22	Clemson		1.0	1	1	1	0	0	1-0	1
3-6-22	Clemson		0.1	1	2	1	1	0	1-0	1
3-8-22	Xavier	*	2.0	3	2	2	0	4	1-0	1
3-13-22	Texas		2.0	2	3	3	2	2	1-0	1

#30 Brett Thomas - Sr. RHP**2020 SEASON**

2 NCAA Championships, 3 SEC Championships, 7 SEC East Titles, 31 NCAA Appearances

Date	Opponent	GS	IP	H	R	ER	BB	SO	W-L	S
2-22-20	Northwestern		1.0	0	0	0	0	1	0-0	0
2-28-20	Clemson		1.0	0	0	0	0	0	0-0	0
3-6-20	Cornell		1.0	0	0	0	0	2	0-0	0
3-8-20	Cornell		1.0	0	0	0	0	2	0-0	0

2021 SEASON

Date	Opponent	GS	IP	H	R	ER	BB	SO	W-L	S	
3-2-21	Winthrop		1.0	0	0	0	0	3	0-0	0	
3-13-21	Texas		0.2	0	0	0	0	1	2	0-0	0
3-17-21	Davidson		0.1	1	1	1	2	1	0-0	0	
4-11-21	Missouri		1.0	0	0	0	0	1	0-0	0	

2022 SEASON

Date	Opponent	GS	IP	H	R	ER	BB	SO	W-L	S
3-22-22	The Citadel	*	1.0	1	1	1	0	1	0-0	0
3-29-22	Presbyterian		1.0	1	0	0	1	1	0-0	0
4-3-22	Missouri		1.2	6	4	4	0	3	0-0	0
4-10-22	Georgia		2.0	0	0	0	3	4	0-0	0
4-12-22	North Florida		1.0	1	0	0	1	0	0-0	0
4-22-22	Auburn	*	2.0	2	3	3	2	3	0-0	0
4-28-22	Alabama	*	4.0	4	1	1	1	2	0-0	0
5-6-22	Texas A&M	*	3.1	4	3	3	3	1	0-1	0
5-13-22	Kentucky	*	4.0	3	2	1	3	5	1-1	0
5-19-22	Florida	*	3.0	7	4	4	2	5	1-2	0

Record: 27-28 Home: 21-12 Away: 4-14 Neutral: 2-2 SEC: 13-17

Player	avg	gp-gs	ab	r	h	2b	3b	hr	rbi	tb	slg%	bb	hp	so	gdp	ob%	sf	sh	sb-att	po	a	e	fld%	
13 Brandt Belk	.340	49-49	188	43	64	10	1	6	38	94	.500	25	6	20	1	.420	7	1	11-16	205	5	3	.986	
11 Andrew Eyster	.318	53-53	198	37	63	10	0	10	53	103	.520	21	7	55	3	.399	2	0	1-3	73	2	2	.974	
3 Braylen Wimmer	.312	55-55	221	38	69	13	0	7	35	103	.466	15	3	54	9	.361	2	3	13-14	71	137	9	.959	
12 Josiah Sightler	.300	51-51	170	35	51	11	0	15	31	107	.629	19	12	42	6	.408	0	0	2-2	147	12	2	.988	
7 Michael Braswell	.284	54-54	201	29	57	9	2	2	27	76	.378	27	0	54	3	.365	2	1	3-5	55	139	9	.956	
50 Kevin Madden	.244	53-53	201	33	49	5	1	6	26	74	.368	14	8	21	5	.314	3	3	5-8	176	64	8	.968	
10 Colin Burgess	.205	51-49	146	28	30	8	0	5	25	53	.363	23	12	31	4	.355	2	3	0-0	421	37	1	.998	

5 Talmadge LeCroy	.253	39-27	95	13	24	5	0	0	11	29	.305	19	2	24	4	.381	2	2	1-2	78	19	2	.980	
2 Jalen Vasquez	.226	25-6	31	6	7	0	0	1	5	10	.323	3	0	13	2	.278	2	1	1-1	6	13	2	.905	
21 Connor Cino	.217	12-5	23	2	5	0	0	1	4	8	.348	3	0	9	0	.308	0	1	0-0	0	0	0	.000	
15 Carson Hornung	.209	41-32	91	11	19	2	0	2	11	27	.297	19	0	23	0	.342	1	0	0-0	33	0	1	.971	
23 Jack Mahoney	.188	15-1	16	5	3	0	0	2	4	9	.563	3	0	10	0	.316	0	0	0-0	4	1	0	1.000	
9 Evan Stone	.184	46-28	87	16	16	2	0	0	4	18	.207	10	7	30	0	.317	0	3	2-3	74	1	2	.974	
28 Vytas Valincius	.167	5-0	6	1	1	0	0	0	1	1	.167	0	0	3	1	.167	0	0	0-0	4	0	0	1.000	
22 Elijah Lambros	.152	36-7	33	3	5	0	0	0	5	5	.152	6	1	12	0	.300	0	2	3-5	21	0	0	1.000	
20 Matt Hogan	.137	39-17	51	9	7	1	1	1	4	13	.255	9	5	21	0	.318	1	3	5-6	47	0	0	1.000	
19 Cole Messina	.133	17-5	30	2	4	0	0	0	1	4	.133	4	1	8	0	.257	0	0	0-1	4	0	0	1.000	
26 Thad Ector	.067	18-3	15	3	1	0	0	0	2	1	.067	2	0	7	1	.167	1	0	3-3	1	0	0	1.000	
31 David Cromer	.000	2-0	1	0	0	0	0	0	0	0	.000	1	0	1	0	.500	0	0	0-0	0	0	0	.000	
Totals	.263	55	1804	314	475	76	5	58	287	735	.407	223	64	438	39	.360	25	23	50-69	1437	486	52	.974	
Opponents	.263	55	1856	321	489	79	6	72	302	796	.429	245	53	501	29	.362	21	16	52-66	1420	540	40	.980	

LOB - Team (406), Opp (433). DPs turned - Team (36), Opp (48). TPs turned - Team (1). CI - Team (0), Opp (1). IBB - Team (10), Eyster 3, Braswell 2, Belk 2, Sightler 2, Madden 1, Opp (11). Picked off - Madden 2, Belk 1, Eyster 1, LeCroy 1.

(All games Sorted by Earned run avg)

Player	era	w-l	app	gs	cg	sho	sv	ip	h	r	er	bb	so	2b	3b	hr	b/avg	wp	hp	bks	sfa	sha
32 Will Sanders	3.43	7-3	15	15	0	0/0	0	89.1	84	40	34	31	91	13	3	14	.249	3	7	2	3	2
33 Noah Hall	4.34	3-5	15	12	0	0/1	0	76.2	75	41	37	31	78	6	1	9	.253	11	11	0	2	1

36 Cade Austin	3.17	5-2	27	2	0	0/2	2	54.0	52	25	19	19	55	13	0	6	.249	7	1	1	1	1
2 Jalen Vasquez	4.91	0-0	4	0	0	0/0	0	3.2	2	2	2	2	2	1	0	1	.167	0	0	0	0	0
34 James Hicks	5.14	0-1	2	2	0	0/0	0	7.0	10	4	4	1	7	1	0	0	.345	0	1	0	0	1
29 Matthew Becker	5.21	2-4	21	5	0	0/1	4	48.1	44	30	28	32	68	6	0	9	.242	13	4	0	3	3
7 Michael Braswell	5.40	1-2	7	0	0	0/0	3	5.0	7	3	3	4	9	0	0	0	.350	0	0	2	1	1
14 Eli Jones	5.68	1-1	6	6	0	0/0	0	12.2	17	8	8	3	10	0	0	0	.298	4	2	0	0	0
16 John Gilreath	5.89	0-3	23	1	0	0/1	1	44.1	43	35	29	24	39	8	1	5	.257	3	6	1	7	2
40 Wesley Sweatt	6.57	1-0	7	1	0	0/0	1	12.1	12	10	9	4	10	2	1	2	.245	0	0	0	0	0
30 Brett Thomas	6.65	1-1	10	6	0	0/0	0	23.0	29	18	17	16	25	7	0	5	.322	6	4	0	0	2
44 Parker Coyne	7.41	0-0	17	0	0	0/0	0	17.0	11	15	14	25	21	2	0	3	.190	5	0	0	3	1
38 Aidan Hunter	7.63	5-5	20	3	0	0/2	0	48.1	68	44	41	13	39	11	0	9	.329	9	7	0	0	1
37 Cam Tringali	9.19	1-0	13	0	0	0/1	0	15.2	12	17	16	17	16	2	0	5	.218	5	7	0	0	1
24 Michael Esposito	9.72	0-1	11	0	0	0/1	0	8.1	12	10	9	10	15	6	0	0	.324	3	1	0	0	0
45 CJ Weins	11.81	0-0	10	1	0	0/0	0	10.2	5	14	14	13	13	0	0	4	.139	1	2	0	1	0
12 Josiah Sightler	13.50	0-0	1	1	0	0/0	0	2.2	6	5	4	0	3	1	0	0	.429	0	0	0	0	0
Totals	5.41	27-28	55	55	0	3/3	11	479.0	489	321	288	245	501	79	6	72	.263	70	53	6	21	16
Opponents	5.13	28-27	55	55	0	4/4	13	473.1	475	314	270	223	438	76	5	58	.263	41	64	7	25	23

PB - Team (6), Burgess 5, LeCroy 1, Opp (10). Pickoffs - Team (6), Tringali 2, Sanders 1, Burgess 1, Gilreath 1, Sightler 1, Opp (5). SBA/ATT - Burgess (34-44), LeCroy (15-15), Sanders (6-10), Gilreath (8-8), Hall (5-7), Thomas (5-6), Austin (4-6), Hunter (4-6), Tringali (4-5), Weins (4-4), Sightler (3-4), Coyne (2-3), Esposito (2-2), Sweatt (1-1), Vasquez (1-1), Becker (1-1), Braswell (1-1), Jones (1-1).

INNINGS SUMMARY

	1	2	3	4	5	6	7	8	9	X	Total
USC	34	35	40	48	40	35	17	35	29	1	314
OPP.	27	32	15	36	50	34	36	59	31	1	321

RECORD WHEN TEAM SCORES

Runs	0	1	2	3	4	5	6	7	8	9	10+
W-L	0-4	0-3	1-5	0-5	5-2	2-2	1-3	2-2	3-0	6-1	7-1

RECORD WHEN OPP. SCORES

Runs	0	1	2	3	4	5	6	7	8	9	10+
W-L	3-0	4-0	6-2	1-2	4-1	2-3	3-1	3-1	1-5	0-4	0-9

RECORD WHEN LEADING AFTER

Inn.	1	2	3	4	5	6	7	8
W-L	12-6	16-7	19-8	23-5	24-4	24-5	23-5	24-2

RECORD WHEN TRAILING AFTER

Inn.	1	2	3	4	5	6	7	8
W-L	5-4	5-14	3-14	3-18	1-21	1-20	1-23	1-25

CAROLINA WHEN...

Situation	Record
Total	27-28
Conference	13-17
Non-Conf	14-11
Home	21-11
Away	4-14
Neutral	2-2
Day	15-14
Night	12-14
vs Left	3-6
vs Right	24-22
1-Run games	4-7
2-Run games	5-2
5+Run games	13-12
Extra inns	1-1
Shutouts	3-4
Scoring 0-2 runs	1-12
Scoring 3-5 runs	7-9
Scoring 6-9 runs	12-6
Scoring 10+ runs	7-1
Opponent 0-2 runs	13-2
Opponent 3-5 runs	7-6
Opponent 6-9 runs	7-11
Opponent 10+ runs	0-9
Scored in 1st inning	13-10
Scores first	19-9
Opp. scores first	8-19
After 6 leading	24-5
After 6 trailing	1-20
After 6 tied	2-3
After 7 leading	23-5
After 7 trailing	1-23
After 7 tied	1-0
After 8 leading	24-2
After 8 trailing	1-25
After 8 tied	0-1
Hit 0 home runs	6-15
Hit 1 home run	9-9
Hit 2+ home runs	12-5
Opponent 0 home runs	11-6
Opponent 1 home run	12-7
Opponent 2+ HRs	4-15
Made 0 errors	12-11
Made 1 error	10-7
Made 2+ errors	5-10
Opp. made 0 errors	13-14
Opp. made 1 error	10-8
Opp. made 2+ errors	4-6
Out-hit opponent	20-3
Out-hit by opponent	6-23
Hits are tied	1-2

RECORD BY DEFENSIVE LINE-UP

STARTING LINEUP BY POSITION (Team record when starter)

PITCHER:			
32 Will Sanders	15	(9-6)	
33 Noah Hall	12	(4-8)	
14 Eli Jones	6	(4-2)	
30 Brett Thomas	6	(2-4)	
29 Matthew Becker	5	(2-3)	
38 Aidan Hunter	3	(1-2)	
34 James Hicks	2	(1-1)	
36 Cade Austin	2	(2-0)	
45 CJ Weins	1	(1-0)	
12 Josiah Sightler	1	(1-0)	
16 John Gilreath	1	(0-1)	
40 Wesley Sweatt	1	(0-1)	
CATCHER:			
10 Colin Burgess	49	(25-24)	
5 Talmadge LeCroy	6	(2-4)	
FIRST BASE:			
50 Kevin Madden	20	(9-11)	
12 Josiah Sightler	18	(7-11)	
13 Brandt Belk	17	(11-6)	
SECOND BASE:			
3 Braylen Wimmer	54	(26-28)	
23 Jack Mahoney	1	(1-0)	
THIRD BASE:			
50 Kevin Madden	31	(15-16)	
5 Talmadge LeCroy	18	(10-8)	
2 Jalen Vasquez	6	(2-4)	
SHORTSTOP:			
7 Michael Braswell	54	(26-28)	
3 Braylen Wimmer	1	(1-0)	
LEFT FIELD:			
15 Carson Hornung	25	(12-13)	
13 Brandt Belk	24	(11-13)	
12 Josiah Sightler	3	(2-1)	
20 Matt Hogan	2	(1-1)	
26 Thad Ector	1	(1-0)	
CENTER FIELD:			
9 Evan Stone	28	(14-14)	
20 Matt Hogan	12	(8-4)	
13 Brandt Belk	8	(2-6)	
22 Elijah Lambros	7	(3-4)	
RIGHT FIELD:			
11 Andrew Eyster	44	(23-21)	
12 Josiah Sightler	7	(3-4)	
20 Matt Hogan	3	(0-3)	
26 Thad Ector	1	(1-0)	
DESIGNATED HITTER:			
12 Josiah Sightler	23	(11-12)	
11 Andrew Eyster	9	(4-5)	
15 Carson Hornung	7	(3-4)	
19 Cole Messina	5	(5-0)	
21 Connor Cino	5	(2-3)	
5 Talmadge LeCroy	3	(1-2)	
50 Kevin Madden	2	(1-1)	
26 Thad Ector	1	(0-1)	

RECORD BY BATTING ORDER

STARTING LINEUP BY LINEUP SPOT (Team record when starter)

LEADOFF:			
13 Brandt Belk	43	(21-22)	
7 Michael Braswell	4	(1-3)	
19 Cole Messina	3	(3-0)	
15 Carson Hornung	2	(1-1)	
3 Braylen Wimmer	2	(1-1)	
50 Kevin Madden	1	(0-1)	
2ND SPOT:			
50 Kevin Madden	23	(10-13)	
7 Michael Braswell	17	(10-7)	
3 Braylen Wimmer	8	(4-4)	
15 Carson Hornung	4	(2-2)	
5 Talmadge LeCroy	2	(1-1)	
13 Brandt Belk	1	(0-1)	
3RD SPOT:			
3 Braylen Wimmer	29	(15-14)	
12 Josiah Sightler	23	(11-12)	
11 Andrew Eyster	1	(1-0)	
13 Brandt Belk	1	(0-1)	
7 Michael Braswell	1	(0-1)	
CLEANUP:			
11 Andrew Eyster	52	(26-26)	
50 Kevin Madden	2	(0-2)	
12 Josiah Sightler	1	(1-0)	
5TH SPOT:			
3 Braylen Wimmer	15	(6-9)	
50 Kevin Madden	11	(6-5)	
5 Talmadge LeCroy	7	(5-2)	
12 Josiah Sightler	7	(3-4)	
7 Michael Braswell	6	(2-4)	
13 Brandt Belk	4	(3-1)	
15 Carson Hornung	4	(1-3)	
21 Connor Cino	1	(1-0)	
6TH SPOT:			
7 Michael Braswell	11	(4-7)	
50 Kevin Madden	11	(8-5)	
15 Carson Hornung	8	(2-6)	
12 Josiah Sightler	6	(3-3)	
10 Colin Burgess	6	(3-3)	
5 Talmadge LeCroy	6	(3-3)	
2 Jalen Vasquez	3	(2-1)	
21 Connor Cino	2	(0-2)	
19 Cole Messina	2	(2-0)	
7TH SPOT:			
10 Colin Burgess	12	(5-7)	
7 Michael Braswell	8	(5-3)	
15 Carson Hornung	8	(6-2)	
5 Talmadge LeCroy	8	(2-4)	
12 Josiah Sightler	8	(2-4)	
50 Kevin Madden	6	(1-4)	
2 Jalen Vasquez	5	(0-3)	
21 Connor Cino	2	(1-1)	
26 Thad Ector	2	(2-0)	
20 Matt Hogan	1	(1-0)	
23 Jack Mahoney	1	(1-0)	
3 Braylen Wimmer	1	(1-0)	
8TH SPOT:			
10 Colin Burgess	28	(16-12)	
12 Josiah Sightler	8	(3-5)	
7 Michael Braswell	6	(3-3)	
15 Carson Hornung	5	(2-3)	
5 Talmadge LeCroy	4	(2-2)	
20 Matt Hogan	3	(1-2)	
26 Thad Ector	1	(0-1)	
9TH SPOT:			
9 Evan Stone	28	(14-14)	
20 Matt Hogan	13	(7-6)	
22 Elijah Lambros	7	(3-4)	
10 Colin Burgess	3	(1-2)	
5 Talmadge LeCroy	2	(0-2)	
15 Carson Hornung	1	(1-0)	
7 Michael Braswell	1	(1-0)	

STARTERS SUMMARY

Player	Position											Batting Order									
	GS	P	C	1B	2B	3B	SS	LF	CF	RF	OF	DH	1st	2nd	3rd	4th	5th	6th	7th	8th	9th
3 Braylen Wimmer	55	.	.	.	54	.	1	2	8	29	.	15	.	1	.	.
7 Michael Braswell	54	54	4	17	1	.	6	11	8	6	1
11 Andrew Eyster	53	44	.	9	.	.	.	1	52
50 Kevin Madden	53	.	.	20	.	31	2	.	1	23	.	2	11	11	5	.	.
12 Josiah Sightler	51	1	.	18	.	.	3	.	7	.	23	.	.	.	23	1	7	6	6	8	.
13 Brandt Belk	49	.	.	17	.	.	.	24	8	.	.	.	43	1	1	.	4
10 Colin Burgess	49	.	49	6	12	28	3
15 Carson Hornung	32	25	.	.	7	.	2	4	.	.	4	8	8	5	1
9 Evan Stone	28	28	28
5 Talmadge LeCroy	27	.	6	.	.	18	3	.	.	2	.	.	7	6	6	4	2
20 Matt Hogan	17	2	12	3	1	3	13
32 Will Sanders	15	15
33 Noah Hall	12	12
22 Elijah Lambros	7	7	7
30 Brett Thomas	6	6
2 Jalen Vasquez	6	6	3	3	.	.	.
14 Eli Jones	6	6
21 Connor Cino	5	5	1	2	2	.	.
29 Matthew Becker	5	5
19 Cole Messina	5	5	.	3
38 Aidan Hunter	3	3
26 Thad Ector	3	1	.	1	.	1	2	1	.
36 Cade Austin	2	2
34 James Hicks	2	2
16 John Gilreath	1	1
40 Wesley Sweatt	1	1
45 CJ Weins	1	1
23 Jack Mahoney	1	.	.	.	1	1	.	.

GAMECOCK STREAKS

Multiple Hit Games	2	3	4	5+	Total
3 Braylen Wimmer	9	8	1	-	18
13 Brandt Belk	14	3	1	-	18
11 Andrew Eyster	12	5	1	-	18
50 Kevin Madden	12	2	-	-	14
12 Josiah Sightler	8	5	-	-	13
7 Michael Braswell	9	1	2	-	12
5 Talmadge LeCroy	5	1	-	-	6
10 Colin Burgess	3	1	-	-	4
15 Carson Hornung	4	-	-	-	4
2 Jalen Vasquez	2	-	-	-	2
22 Elijah Lambros	1	-	-	-	1
19 Cole Messina	1	-	-	-	1
9 Evan Stone	1	-	-	-	1
20 Matt Hogan	1	-	-	-	1
TEAM	82	26	5	0	113

Multiple RBI Games	2	3	4	5+	Total
11 Andrew Eyster	10	1	3	1	15
13 Brandt Belk	6	4	1	-	11
3 Braylen Wimmer	5	1	-	1	7
12 Josiah Sightler	2	5	-	-	7
50 Kevin Madden	6	-	-	-	6
7 Michael Braswell	5	1	-	-	6
10 Colin Burgess	3	-	2	-	5
5 Talmadge LeCroy	3	-	-	-	3
15 Carson Hornung	-	2	-	-	2
22 Elijah Lambros	1	1	-	-	2
21 Connor Cino	2	-	-	-	2
23 Jack Mahoney	-	1	-	-	1
20 Matt Hogan	1	-	-	-	1
TEAM	44	16	6	2	68

Hitting Streaks	Longest	Current
13 Brandt Belk	24	2
7 Michael Braswell	16	1
12 Josiah Sightler	12	2
11 Andrew Eyster	11	-
50 Kevin Madden	6	-
15 Carson Hornung	5	-
3 Braylen Wimmer	5	5
9 Evan Stone	4	-
5 Talmadge LeCroy	3	-
10 Colin Burgess	3	-
22 Elijah Lambros	2	-
21 Connor Cino	2	-
2 Jalen Vasquez	2	-
20 Matt Hogan	2	-
28 Vytas Valincius	1	-
26 Thad Ector	1	-
23 Jack Mahoney	1	-
19 Cole Messina	1	-

Reached Base Streaks	Longest	Current
13 Brandt Belk	27	11
11 Andrew Eyster	19	-
7 Michael Braswell	16	1
12 Josiah Sightler	16	2
5 Talmadge LeCroy	11	1
9 Evan Stone	11	-
10 Colin Burgess	9	2
50 Kevin Madden	9	-
3 Braylen Wimmer	8	5
21 Connor Cino	7	-
15 Carson Hornung	7	-
20 Matt Hogan	6	-
2 Jalen Vasquez	4	-
23 Jack Mahoney	3	-
22 Elijah Lambros	3	-
31 David Cromer	1	-
26 Thad Ector	1	-
28 Vytas Valincius	1	-
19 Cole Messina	1	-

SEASON/CAREER STATS

2022 South Carolina Baseball
Individual Season/Career Summary for South Carolina (as of Jan 17, 2023)
(All games Sorted by Batting avg)

Record: 27-28 Home: 21-12 Away: 4-14 Neutral: 2-2 SEC: 13-17

Player	SEASON													CAREER												
	Avg	G-GS	AB	R	H	2B	3B	HR	RBI	BB	Hbp	SO	Sb-Att	Avg	G-GS	AB	R	H	2B	3B	HR	RBI	BB	Hbp	SO	Sb-Att
13 Brandt Belk	.340	49-49	188	43	64	10	1	6	38	25	6	20	11-16	.340	49-49	188	43	64	10	1	6	38	25	6	20	11-16
11 Andrew Elyster	.318	53-53	198	37	63	10	0	10	53	21	7	55	1-3	.301	176-173	637	111	192	34	3	35	139	68	26	202	3-6
3 Braylen Wimmer	.312	55-55	221	38	69	13	0	7	35	15	3	54	13-14	.286	125-119	469	78	134	28	1	18	71	28	8	126	21-26
12 Josiah Sighler	.300	51-51	170	35	51	11	0	15	31	19	12	42	2-2	.265	123-109	393	65	104	22	1	22	64	38	20	107	4-4
7 Michael Braswell	.284	54-54	201	29	57	9	2	2	27	27	0	54	3-5	.284	54-54	201	29	57	9	2	2	27	27	0	54	3-5
50 Kevin Madden	.244	53-53	201	33	49	5	1	6	26	14	8	21	5-8	.244	53-53	201	33	49	5	1	6	26	14	8	21	5-8
10 Colin Burgess	.205	51-49	146	28	30	8	0	5	25	23	12	31	0-0	.231	108-103	342	52	79	14	0	9	47	34	26	63	0-0
5 Talmadge LeCroy	.253	39-27	95	13	24	5	0	0	11	19	2	24	1-2	.253	39-27	95	13	24	5	0	0	11	19	2	24	1-2
2 Jalen Vasquez	.226	25-6	31	6	7	0	0	1	5	3	0	13	1-1	.189	32-7	37	6	7	0	0	1	5	4	0	18	1-1
21 Connor Cino	.217	12-5	23	2	5	0	0	1	4	3	0	9	0-0	.233	22-5	30	2	7	0	0	1	5	4	0	12	0-0
15 Carson Hornung	.209	41-32	91	11	19	2	0	2	11	19	0	23	0-0	.209	41-32	91	11	19	2	0	2	11	19	0	23	0-0
23 Jack Mahoney	.188	15-1	16	5	3	0	0	2	4	3	0	10	0-0	.143	19-2	21	7	3	0	0	2	4	4	1	11	0-0
9 Evan Stone	.184	46-28	87	16	16	2	0	0	4	10	7	30	2-3	.184	46-28	87	16	16	2	0	0	4	10	7	30	2-3
28 Vytas Valincius	.167	5-0	6	1	1	0	0	0	1	0	0	3	0-0	.167	5-0	6	1	1	0	0	0	1	0	0	3	0-0
22 Elijah Lambros	.152	36-7	33	3	5	0	0	0	5	6	1	12	3-5	.152	36-7	33	3	5	0	0	0	5	6	1	12	3-5
20 Matt Hogan	.137	39-17	51	9	7	1	1	1	4	9	5	21	5-6	.206	95-53	180	22	37	10	1	3	21	24	6	46	5-7
19 Cole Messina	.133	17-5	30	2	4	0	0	0	1	4	1	8	0-1	.133	17-5	30	2	4	0	0	0	1	4	1	8	0-1
26 Thad Ector	.067	18-3	15	3	1	0	0	0	2	2	0	7	3-3	.067	18-3	15	3	1	0	0	0	2	2	0	7	3-3
31 David Cromer	.000	2-0	1	0	0	0	0	0	0	1	0	1	0-0	.000	2-0	1	0	0	0	0	0	0	1	0	1	0-0
Totals	.263	55-55	1804	314	475	76	5	58	287	223	64	438	50-69	.263	55-55	1856	321	489	79	6	72	302	245	53	501	52-66
Opponents																										

(All games Sorted by Earned run avg)

Player	SEASON													CAREER												
	ERA	W-L	App	GS	CG	Sho	Sv	IP	H	R	ER	BB	SO	ERA	W-L	App	GS	CG	Sho	Sv	IP	H	R	ER	BB	SO
32 Will Sanders	3.43	7-3	15	15	0	0	0	89.1	84	40	34	31	91	3.47	13-6	37	25	0	0	1	142.2	133	63	55	42	145
33 Noah Hall	4.34	3-5	15	12	0	0	0	76.2	75	41	37	31	78	4.34	3-5	15	12	0	0	0	76.2	75	41	37	31	78
36 Cade Austin	3.17	5-2	27	2	0	0	2	54.0	52	25	19	19	55	3.17	5-2	27	2	0	0	2	54.0	52	25	19	19	55
2 Jalen Vasquez	4.91	0-0	4	0	0	0	0	3.2	2	2	2	2	2	4.91	0-0	4	0	0	0	0	3.2	2	2	2	2	2
34 James Hicks	5.14	0-1	2	2	0	0	0	7.0	10	4	4	1	7	5.14	0-1	2	2	0	0	0	7.0	10	4	4	1	7
29 Matthew Becker	5.21	2-4	21	5	0	0	4	48.1	44	30	28	32	68	5.21	2-4	21	5	0	0	4	48.1	44	30	28	32	68
7 Michael Braswell	5.40	1-2	7	0	0	0	3	5.0	7	3	3	4	9	5.40	1-2	7	0	0	0	3	5.0	7	3	3	4	9
14 Eli Jones	5.68	1-1	6	6	0	0	0	12.2	17	8	8	3	10	5.68	1-1	6	6	0	0	0	12.2	17	8	8	3	10
16 John Gilreath	5.89	0-3	23	1	0	0	1	44.1	43	35	29	24	39	5.26	3-5	83	5	0	0	2	140.1	136	97	82	77	136
40 Wesley Sweat	6.57	1-0	7	1	0	0	1	12.1	12	10	9	4	10	5.18	3-3	40	5	0	0	2	64.1	74	43	37	16	47
30 Brett Thomas	6.65	1-1	10	6	0	0	0	23.0	29	18	17	16	25	5.40	1-1	18	6	0	0	0	30.0	30	19	18	19	37
44 Parker Coyne	7.41	0-0	17	0	0	0	0	17.0	11	15	14	25	21	5.45	3-2	64	3	0	0	1	79.1	74	52	48	66	103
38 Aidan Hunter	7.63	5-5	20	3	0	0	0	48.1	68	44	41	13	39	7.63	5-5	20	3	0	0	0	48.1	68	44	41	13	39
37 Cam Tringali	9.19	1-0	13	0	0	0	0	15.2	12	17	16	17	16	5.79	4-4	43	8	0	0	1	93.1	84	68	60	39	89
24 Michael Esposito	9.72	0-1	11	0	0	0	0	8.1	12	10	9	10	15	9.72	0-1	11	0	0	0	0	8.1	12	10	9	10	15
45 CJ Weins	11.81	0-0	10	1	0	0	0	10.2	5	14	14	13	13	6.35	1-1	16	4	0	0	0	22.2	7	21	16	25	27
12 Josiah Sighler	13.50	0-0	1	1	0	0	0	2.2	6	5	4	0	3	7.62	1-0	9	3	0	0	0	13.0	18	12	11	4	16
Totals	5.41	27-28	55	55	0	3	11	479.0	489	321	288	245	501	5.41	27-28	55	55	0	4	13	473.1	475	314	270	223	438
Opponents																										



#17 MARK KINGSTON

HEAD COACH

6TH SEASON AT SOUTH CAROLINA - 14TH SEASON AS HEAD COACH NORTH CAROLINA (1995)

Mark Kingston was named the head baseball coach at the University of South Carolina on June 30, 2017. He became the 30th head coach in the history of Gamecock Baseball.

Kingston's first team at Carolina (2018) advanced to the Super Regionals in Arkansas after going 3-0 in the Greenville Regional at East Carolina. The Gamecocks won each of their last five SEC series in 2018, as Carolina swept LSU and won series against Vanderbilt, Ole Miss, Missouri and Texas A&M on its way to a third place finish in the SEC East (17-13) and fifth-place overall conference finish. Carolina handed Ar-

kansas its only postseason loss until the College World Series championship series, defeating the Razorbacks 8-5 in game two of the super regional. The Carolina team finished seventh in the country in fielding percentage (.980) and 12th in home runs (79). Kingston coached 10 players that were picked in the 2018 MLB First-Year Player Draft and had 12 players selected to the Spring SEC Academic Honor Roll.

The 2019 team saw five players picked in the MLB First-Year Player Draft, including TJ Hopkins in the ninth round. The Gamecocks earned a Palmetto Point, winning 2-of-3 games against Clemson in early March. Success against the ACC continued with wins over N.C. State and North Carolina in Charlotte. South Carolina earned a trip to Hoover on the final day of the regular season, defeating College World Series participant Mississippi State in Starkville. Kingston coached Brett Kerry, who was named to the SEC All-Freshman team and was named a Freshman All-American by three different organizations.

The 2020 season was cut short after 16 games due to the coronavirus, but Kingston's squad was 12-4 that included a pair of weekend sweeps and a win over Clemson in Segra Park, had a pitching staff that had a 2.81 ERA and 184 strikeouts in 144 innings pitched and had Wes Clarke, who led the SEC with eight home runs. Kingston coached Carmen Mlodzinski, who was selected by the Pittsburgh Pirates with the 31st pick in the 2020 MLB First-Year Player Draft. Carolina also had a team grade-point-average of 3.399, the highest in program history, in the spring and had 17 student-athletes on the SEC Spring Honor Roll.

In 2021, the Gamecocks hosted the NCAA Columbia Regional, winning 34 games, including a 16-14 record in SEC play. That included a sweep of Florida and series wins at Georgia and LSU. Kingston guided the Gamecocks to a series win against Clemson, winning back-to-back games on walk-off hits from Andrew Eyster. The Carolina pitching staff had a 3.80 ERA, fourth in the SEC, and struck out 624 batters in 507 innings pitched. The Gamecocks had eight players picked in the 2021 MLB Draft, which tied for third for the most players picked from a Division I school. Carolina also earned the Team Academic Award from the ACBA and had 23 players on either the SEC Honor Roll or the SEC First-Year Academic Honor Roll.

Series wins over No. 1 Texas, No. 4 Vanderbilt and national champion Ole Miss highlighted the 2022 season. The Gamecocks had five players picked in the First-Year Player Draft and had a pair of SEC honors as Brandt Belk was a Second Team selection and Michael Braswell an All-Freshman team honoree. Cade Austin was named a Freshman All-American on the mound and Will Sanders earned seven wins on the bump. The Gamecocks had 18 student-athletes make the SEC Spring Honor Roll.

Kingston came to Carolina following a three-year stint as the head coach at USF. He compiled a 100-78-1 record while in Tampa, helping the Bulls to a pair of NCAA Regional appearances. Kingston owns a career mark of 411-289-1 in 13 seasons as a head coach, including five at Illinois State, with four NCAA appearances in that nine-year span.

Kingston has helped lead 13 teams to NCAA Tournament berths as an assistant and head coach -- with five of those teams appearing in the NCAA Super Regionals, two participating in the College World Series and one winning a national championship. As a player at the University of North Carolina, Kingston was part of the 1989 Tar Heels squad that won an Atlantic Coast Conference regular-season title and advanced to the College World Series. He also helped UNC win the ACC Tournament and advance to the NCAA Regionals in 1990. As an assistant coach, Kingston helped the Miami Hurricanes capture the 2001 College World Series as the No. 1 overall seed. His 21-year collegiate coaching career also includes stops at Tulane, where he helped guide the Green Wave to the 2005 College World Series, and Purdue.

Kingston guided USF to a 42-19 mark in 2017, the first time since 1996 that the team had reached the 40-win mark. Under Kingston's leadership, the Bulls earned their second trip to the NCAA Tournament in three years. USF won 19-straight games from Feb. 19 - March 22, the second-longest streak in program history. During that streak, USF defeated then No. 3 Florida State in Tallahassee, its first victory against FSU since 1989. On May 9, the Bulls defeated then-No. 5 Florida in Gainesville. It marked the first time in program history that the Bulls beat both FSU and Florida on the road in the same season. The victories were just USF's second and third wins over top-five teams in program history. Kingston reached the 100-win mark at the helm of the program in the Gainesville Regional opener with a 9-1 win over Bethune-Cookman, making him the second-fastest coach in program history to reach 100 victories.

Kingston's Bulls dominated on the mound in 2017, posting a 3.24 team ERA and allowing 7.64 hits per nine innings, both in the top-10 nationally. The pitchers led the country with 10.1 strikeouts per nine innings and set a program record with 620 strikeouts. Offensively, shortstop Kevin Merrell set an American Athletic Conference record with a .384 average, the third-straight year he led the Bulls in hitting. Merrell was named an All-American by four separate publications and was named to the AAC First Team for a second-straight year. He was one of five Bulls named to All-American Athletic Conference teams, the most since 2009. Merrell was drafted by the Oakland Athletics with the 33rd overall pick in the MLB Amateur Draft, becoming the third-highest drafted player in program history. Overall, four USF players were selected in the draft, as Phoenix Sanders went in the 10th round to the Tampa Bay Rays, Joe Cavallaro was taken in the 24th round by the New York Mets and Ryan Valdes was selected in the 33rd round by the Pittsburgh Pirates.

In 2016, the Bulls recorded 517 strikeouts, logging back-to-back seasons of over 500 strikeouts for the first time in school history. Merrell posted a team-high .320 batting average and a first-team all-conference selection in the AAC. Pitcher Brandon Lawson also notched over 100 strikeouts on his way to a second-team all-conference honor. The Bulls won two series against ranked teams (No. 25 Michigan State, at No. 22 East Carolina), and had three players drafted - pitcher Tommy Eveld (ninth round, Arizona), pitcher Brandon Lawson (13th round, Tampa Bay), and outfielder Luke Maglich (34th round, Philadelphia).

Kingston made an immediate impact at USF in 2015, leading the Bulls to an NCAA Regional for the first time since 2002. Kingston and his staff increased the Bulls' 2014 win total by seven and earned the team's first NCAA Tournament win in 13 years. Coach Kingston's guidance helped produce four players who were drafted by Major League Baseball clubs, including pitcher Jimmy Herget (sixth round, Cincinnati), pitcher Tommy Peterson (12th round, Washington), infielder Kyle Teaf (30th round, Tampa Bay), and pitcher Casey Mulholland (37th round, Dodgers). Merrell was recognized as a Louisville Slugger Freshman All-American, and catcher Levi Borders was named to the Johnny Bench Watch list and was a unanimous selection on The American's First Team. Herget was also named to The American's First Team, and Peterson earned second-team honors. Merrell, first baseman Buddy Putnum, and Teaf were also named to the NCAA Gainesville Regional All-Tournament team.

2 NCAA Championships, 3 SEC Championships, 7 SEC East Titles, 31 NCAA Appearances

Kingston came to USF with a long track record as a top-level recruiter and a producer of offensively explosive teams. He spent 2010-2014 as the head coach at Illinois State University, where he led the Redbirds to two MVC regular season championships and one conference tournament title while twice breaking the program's season wins record. He won more than 30 games in each of his five seasons at ISU, a program-record string that included a season-record 39 wins in 2013. He reached the MVC Tournament championship game three times and compiled an overall record of 173-102 (.629 winning percentage). Kingston was twice named a "Rising College Coach" by Kendall Rogers of Perfect Game USA during a five-year tenure at Illinois State (2010-2014) in which he earned MVC Coach of the Year honors in 2010 and 2013 and helped 18 Redbirds earn First-Team all-MVC honors. Two of his players were named MVC Player or Pitcher of the Year and eight were selected in the Major League Baseball First-Year Player Draft.

Kingston led ISU to rapid success, as the Redbirds ranked second in conference wins (64) from 2010-14 while posting two first-place finishes and no worse than a fourth-place conclusion in the MVC. His overall winning percentage of .629 and average of 35 wins per season were a strong improvement over previous seasons. ISU's average RPI rating of 69.50 from 2010-13 ranked fifth among all northern Division I programs and Kingston's recruiting classes contained 15 players ranked in the Top-20 in the state of Illinois by Prep Baseball Report, more than any other university.

He took over the ISU program after serving one season as the team's associate head coach and promptly posted the most successful first-year head coaching stint in program history. Kingston led the 2010 Redbirds to their first-ever share of the MVC regular-season title, their first MVC Tournament title since 1994 and their first NCAA Tournament victory since 1976. ISU's 32-24 record was the most wins for the Redbirds since 1999.

In 2011, Kingston guided the team to a then-record season win total (36-18), including a marquee victory at Miami (Fla.), and placed seven players on the All-MVC team. The following year (2012) ISU went 33-19 and posted a 10-game win-streak, the program's longest since 1984. Closer Kenny Long was selected by the Houston Astros in the 22nd round of the MLB First-Year Player Draft, marking three-consecutive seasons in which a Redbird was selected in the MLB draft.

In 2013, Kingston guided ISU to a program-best 39 wins (39-19), posted a school-record 12-game winning streak, won the MVC outright for the first time in school history and set a Valley-record with eight first-team All-MVC selections. Offensively, ISU paced the MVC in batting average, on-base percentage, slugging percentage and home runs and the pitching staff fired a program-record 13 complete games, including 10 shutouts.

Prior to his stint at ISU, Kingston was part of 500 wins (500-279-2) in 13 seasons as an assistant coach and was widely respected as one of the top assistants in the nation. He spent the previous seven years at Tulane University, serving as recruiting coordinator throughout his tenure and as associate head coach the final five seasons with the responsibility of overseeing recruiting, coaching hitters and developing catchers and infielders.

At Tulane, Kingston's recruiting and coaching efforts helped the Green Wave to six postseason appearances, two NCAA Super Regionals and a berth in the 2005 College World Series. The 2005 Green Wave team was seeded as the top team overall while also receiving the top academic honor in Omaha. Tulane averaged nearly 42 wins per season with Kingston on staff. Kingston recruited or coached seven players who became All-Americans at Tulane, including James Jurries (2002) and Michael Aubrey (2003). The Green Wave slugger became the first hitters in 18 years to hit .400 for the season and both earned Conference USA Player of the Year recognition. Aubrey was selected by the Cleveland Indians 11th overall in 2003, the highest Tulane player ever taken in the draft.

Prior to Tulane, Kingston spent two years at Miami (Fla.), where he helped the Hurricanes capture the 2001 College World Series as the No. 1 overall seed. While at Miami, the Hurricanes finished with top-five school single-season marks in batting average, runs scored and slugging percentage, and led the nation with 228 stolen bases in 2001. In the run to the 2001 national title, the 'Canes had an NCAA-best 17-0 run to end the season and set a College World Series record with 12.3 runs per game while hitting .373 as a team in Omaha.

Kingston spent one year as an assistant at Illinois State, helping the 1999 Redbirds set then-school records for wins in a season (35), runs scored, RBI, doubles, hits and walks, while finishing second in school history in home runs, total bases and batting average. Kingston began his coaching career with two seasons at Purdue, helping the Boilermakers post three of the top-seven batting averages in school history and place five position players on the All-Big Ten team after not posting any the year before his arrival.

A 1995 graduate of North Carolina with a degree in communications, Kingston was part of the 1989 Tar Heels squad that won an Atlantic Coast Conference regular-season title and advanced to the College World Series. He also helped the team win the ACC Tournament and advance to NCAA Regionals in 1990 as a sophomore. Kingston received the Trippe Bourne "Most Dedicated Player" Award for his outstanding work ethic and leadership during his junior campaign, and was named a team captain his senior season.

Drafted by the Milwaukee Brewers out of North Carolina in 1992, the Northern Virginia native played professionally for five seasons with Milwaukee and the Chicago Cubs organizations.

Kingston attended Potomac High School (Virginia), where he developed into a Collegiate Baseball Top-50 Prospect and was drafted by the New York Yankees after leading his team to the 1988 state championship. In 2006, Kingston was inducted into the Potomac Hall of Fame.

In 2019, Kingston was named as an assistant coach to the USA Baseball Collegiate National Team, which played in tournaments in Taiwan and Japan.

Kingston and his wife, the former Letitia Kelly, have three children, Kailyn Grace, Cameron James and Kathryn Patricia. He also wrote and produced two instructional videos for Championship Productions, "Keys to Consistent Hitting" and "Catching Drills and Fundamentals." He also was the only assistant coach chosen to write a chapter in "The Baseball Drill Book" produced by the American Baseball Coaches Association.

THE KINGSTON FILE

411-289-1 Overall Coaching Record

Birthdate: May 16, 1970
 Birthplace: Buffalo, N.Y.
 High School: Potomac (Dumfries, Va.)
 College: North Carolina (1995)

COACHING EXPERIENCE

(27 YEARS)

Present.....	University of South Carolina Head Coach
2015-17.....	University of South Florida Head Coach
2010-14.....	Illinois State University Head Coach
2009.....	Illinois State University Assistant Coach
2002-08.....	Tulane University Assistant Coach
2000-01.....	University of Miami Assistant Coach
1999.....	Illinois State University Assistant Coach
1997-98.....	Purdue University Assistant Coach

COACHING ACHIEVEMENTS

- One National Championship (Miami, 2001)
- Two College World Series Appearances (2001, 2005)
- Five Super Regional Appearances (2000, '01, '04, '05, '18)
- 12 NCAA Tournament Appearances
- 2010 MVC Tournament Champions
- 2013 MVC Regular Season Champions

ATHLETIC EXPERIENCE

- University of North Carolina (1989-92)
- Helped the Tar Heels to the 1989 College World Series and the 1990 ACC Tournament title
- Drafted by Milwaukee in the 1992 MLB Draft
- Spent five season in pro baseball with Milwaukee and the Chicago Cubs
- Drafted by the New York Yankees out of high school



South Carolina Spring 2023 Numerical Roster

ACTIVE ROSTER

No.	Name	Pos.	B-T	Ht.	Wt.	Cl.-Exp.	Hometown	Previous School
2	Roman Kimball	RHP	R-R	5-11	170	So.-TR	New Hartford, N.Y.	Notre Dame
3	Braylen Wimmer	INF	R-R	6-4	200	Sr.-2L*	Yukon, Okla.	Yukon HS
4	Jackson Phipps	LHP	L-L	6-4	225	So.-RS	Dallas, Ga.	East Paulding HS
5	Talmadge LeCroy	C/INF	R/R	6-2	190	So.-1L	Belton, S.C.	Belton-Honea Path HS
6	Will McGillis	INF	R-R	6-3	200	Gr.-TR*	San Diego, Calif.	Southern Miss
7	Michael Braswell	INF	R-R	6-2	195	So.-1L	Mabelton, Ga.	Campbell HS
9	Evan Stone	OF	R-R	6-0	185	So.-1L	Irmo, S.C.	Dutch Fork HS
10	Dylan Brewer	OF	L-L	6-2	180	Sr.-TR*	Latta, S.C.	Clemson
11	Caleb Denny	OF	L-R	6-2	195	Jr.-TR*	Owasso, Okla.	Oral Roberts
12	Jacob Compton	1B/OF	L-L	6-1	225	Jr.-TR	Olive Branch, Miss.	Memphis
13	Will Tippet	INF	B-R	6-1	170	Fr.-HS	Stone Mountain, Ga.	St. Pius X HS
14	Eli Jones	RHP	R-R	6-1	195	So.-1L	Peachtree City, Ga.	Starr's Mill HS
15	Carson Hornung	INF	L-R	6-3	215	So.-1L	Overland Park, Kan.	Blue Valley Southwest HS
16	Dyaln Eskew	RHP	R-R	6-3	190	So.-JC	Tampa, Fla.	Chipola J.C.
18	Eli Jerzembeck	RHP	R-R	6-2	180	Fr.-HS	Charlotte, N.C.	Providence HS
19	Cole Messina	C	R-R	6-0	220	So.-1L	Summerville, S.C.	Summerville HS
20	Ethan Pety	INF/RHP	R-R	6-4	230	Fr.-HS	Land O' Lakes, Fla.	Cypress Creek HS
22	Ricky Williams	RHP	R-R	6-2	200	Jr.-TR	Lexington, S.C.	Clemson
23	Jack Mahoney	RHP	R-R	6-3	205	Jr.-2L	Arlington Hts., Ill.	St. Viator HS
25	Sam Simpson	RHP	R-R	6-1	175	Fr.-RS	Carrollton, Ga.	Carrollton HS
26	Jonathan French	C	R-R	5-11	235	Sr.-TR*	Lilburn, Ga.	Clemson
28	Austin Williamson	RHP	R-R	6-4	220	Fr.-HS	Sherrills Ford, N.C.	P27 Academy
29	Matthew Becker	LHP	R-L	6-3	200	So.-1L	Chapin, S.C.	Chapin HS
30	Brett Thomas	RHP	R-R	6-5	240	Sr.-2L	Atlanta, Ga.	Riverwood HS
31	David Cromer	OF	R-R	6-2	225	So.-1L	Lexington, S.C.	Lexington HS
32	Will Sanders	RHP	L-R	6-6	215	Jr.-2L	Atlanta, Ga.	Woodward Academy
33	Noah Hall	RHP	R-R	6-0	190	Sr.-1L*	Charlotte, N.C.	Appalachian State
34	James Hicks	RHP	R-R	6-2	190	Jr.-RS*	Conway, Ark.	Crowder College
35	Connor Fuhrman	OF	R-R	6-0	200	Fr.-HS	Daleville, Va.	Lord Botetourt HS
36	Cade Austin	RHP	R-R	6-3	230	So.-1L	Chapin, S.C.	Chapin HS
37	Chris Veach	RHP/INF	R-R	6-0	200	Jr.-TR	Chapin, S.C.	Presbyterian
38	Zander Buchan	C	B-R	5-11	190	Fr.-HS	Columbia, S.C.	A.C. Flora HS
40	Wesley Sweatt	RHP	R-R	6-3	220	5th-3L*	Rock Hill, S.C.	Northwestern HS
41	Zach Zedalis	RHP	R-R	5-11	185	Jr.-JC	Charlotte, N.C.	Gaston College
44	Trey Wheeler	LHP	L-L	6-0	180	Fr.-HS	Indianapolis, Fla.	Melbourne, Fla.
45	Nick Proctor	RHP	R-R	5-10	185	Gr.-TR*	Pleasanton, Calif.	California
47	Connor McCreery	RHP	R-R	6-6	205	Fr.-HS	Williston Park, N.Y.	P27 Academy
50	Kevin Madden	INF	R-R	6-1	200	5th-1L*	Glenwood, Md.	Virginia Tech
52	Gavin Casas	1B	L-R	6-4	230	Jr.-TR	Pembroke Pines, Fla.	Vanderbilt

Coaching Staff

- HEAD COACH
- ASSOCIATE HEAD COACH
- ASSISTANT COACH/PITCHING
- ASSISTANT COACH
- STUDENT ASSISTANT COACH
- DIRECTOR OF PLAYER DEVELOPMENT
- DIRECTOR OF OPERATIONS
- DIRECTOR OF SPORT PERFORMANCE
- ATHLETIC TRAINER
- COORDINATOR - OPERATIONS AND EQUIPMENT

- GRADUATE ASSISTANT ATHLETIC TRAINER
- BULLPEN CATCHERS
- STUDENT MANAGERS

- STUDENT ATHLETIC TRAINERS

- 17 Mark Kingston (6th season as head coach) (North Carolina, 1995)
- 43 Monte Lee (1st/7th season) (College of Charleston, 2000)
- 35 Justin Parker (2nd season) (Wright State, 2012)
- 8 Scott Wingo (2nd season) (South Carolina, 2015)
- 27 Alek Boychuk
- Mike Current
- Ryan West
- Billy Anderson
- Cory Barton
- Jamie Karl

- Alex Trimble
- Meredith McFadden, Patrick Murphy, Aidan Osborne, Mickey Paragano
- Sydney Herz, Matthew Hull, Vincent Kulmacz, Zach Manning, Bryson Mitchell,
- Brendan Ramsey, Noah Wise
- Austin Coates, Michaela Lawlor, Ryan Quinn

Pronunciations

- Alek Boychuk boy-CHUCK
- Michael Braswell BRAZ-well
- Zander Buchan BEW-can
- Gavin Casas CAH-sas
- Carson Fuhrman FUR-men
- Carson Hornung HOR-nung
- Eli Jerzembeck jur-SEM-beck
- Talmadge LeCroy LEE-croy
- Ethan Pety PET-ree
- Zach Zedalis Ze-DAL-us



**#2 ROMAN
KIMBALL**



**#3 BRAYLEN
WIMMER**



**#4 JACKSON
PHIPPS**



**#5 TALMADGE
LEGROY**



**#6 WILL
MCGILLIS**



**#7 MICHAEL
BRASWELL**



**#9 EVAN
STONE**



**#10 DYLAN
BREWER**



**#11 CALEB
DENNY**



**#12 JACOB
COMPTON**



**#13 WILL
TIPPETT**



**#14 ELI
JONES**



**#15 CARSON
HORNUNG**



**#16 DYLAN
ESKEW**



**#18 ELI
JERZEMBECK**



**#19 COLE
MESSINA**



**#20 ETHAN
PETRY**



**#22 RICKY
WILLIAMS**



**#23 JACK
MAHONEY**



**#25 SAM
SIMPSON**



**#26 JONATHAN
FRENCH**



**#28 AUSTIN
WILLIAMSON**



**#29 MATTHEW
BECKER**



**#30 BRETT
THOMAS**



**#31 DAVID
CROMER**



**#32 WILL
SANDERS**



**#33 NOAH
HALL**



**#34 JAMES
HICKS**



**#35 CONNOR
FUHRMAN**



**#36 CADE
AUSTIN**



**#37 CHRIS
VEACH**



**#38 ZANDER
BUCHAN**



**#40 WESLEY
SWEATT**



**#41 ZACH
ZEDALIS**



**#44 NICK
PROCTOR**



**#47 CONNOR
MC CREERY**



**#50 KEVIN
MADDEN**



**#52 GAVIN
CASAS**



**MARK KINGSTON
HEAD COACH**



**MONTE LEE
ASSOCIATE HEAD
COACH**



**JUSTIN PARKER
ASSISTANT COACH**



**SCOTT WINGO
ASSISTANT COACH**



**MIKE CURRENT
DIR. OF PLAYER
DEVELOPMENT**

2 NCAA Championships, 3 SEC Championships, 7 SEC East Titles, 31 NCAA Appearances