

2023

# SPRING MEDIA GUIDE





## Quick Facts

Location ..... Columbia, S.C.  
 Founded ..... 1801  
 Enrollment ..... 35,388  
 Conference ..... Southeastern (Eastern Division)  
 Colors ..... Garnet (PMS 202C) & Black  
 Nickname ..... Gamecocks  
 Mascot ..... Cocky  
 Stadium ..... Williams-Brice (77,559)  
 Surface ..... Natural Grass

President ..... Michael Amiridis  
 Faculty Representative ..... Eva Monsma  
 Athletics Director ..... Ray Tanner  
 Senior Deputy Athletics Director ..... Chance Miller  
 Deputy AD/Internal Ops & Risk Mgmt. ... Judy Van Horn  
 Chief Financial Officer ..... Jeff Tallant  
 Executive Associate AD/CCO ..... Charles Bloom  
 Executive Associate AD/SWA/Diversity ..... Maria Hickman  
 Executive Associate AD/Administration ... Chris Rogers  
 Senior Associate AD/Ops & Facilities ..... Jeff Davis  
 Senior Associate AD/Ticketing ..... Lance Grantham  
 Senior Associate AD/Development ..... Wayne Hiott  
 Senior Associate AD/Compliance ..... Andy Humes  
 Senior Associate AD/Sports Medicine ..... John Kasik  
 Associate AD/Academics ..... Charlie Ball-Burrell  
 Associate AD/Facility Services ..... Clark Cox  
 Associate AD/Administration ..... Hilary Cox  
 Associate AD/Communications & PR ..... Steve Fink  
 Associate AD/New and Creative Media ..... Justin King  
 Associate AD/Apparel Operations ..... Kyle Lipsey  
 Associate AD/Video Operations ..... Joe Lisle  
 Associate AD/Revenue Generation ..... Dan Stahl  
 Assistant AD/Compliance Services ..... Erin Abbey  
 Assistant AD/Sports Turf Operations ..... Tim Flanagan  
 Associate AD/Event Operations ..... Megan Kennington  
 Assistant AD/Communications & PR ..... Diana Koval  
 Assistant AD/Compliance/Eligibility ..... Angie Ludwig  
 Assistant AD/Development ..... Tyson Lusk  
 Assistant AD/Marketing & Fan Experience ..... Joe O'Clair  
 Assistant AD/S-A Development ..... Michael Stovall  
 Assistant AD/Ticket Operations ..... Clay Wilson  
 Assistant AD/Ticket Sales ..... Blake Woodward  
 Special Assistant to the AD ..... Johnny Gregory  
 Special Assistant to the AD ..... Charles Waddell

Head Coach ..... Shane Beamer  
 Alma Mater ..... Virginia Tech (1999)  
 Overall Record ..... 15-11 (2 years)  
 Record at South Carolina ..... 15-11 (2 years)  
 Offensive Coord./Quarterbacks ..... Dowell Loggains  
 Defensive Coord./Inside Linebackers ... Clayton White  
 Assoc. HC/Special Teams Coordinator ... Pete Lembo  
 Defensive Backs ..... Torrian Gray  
 Running Backs ..... Montario Hardesty  
 Defensive Line ..... Jimmy Lindsey  
 Outside Linebackers/Defensive Ends ..... Sterling Lucas  
 Wide Receivers ..... Justin Stepp  
 Offensive Line ..... Lonnie Teasley  
 Tight Ends ..... Jody Wright  
 Director of Strength & Conditioning ..... Luke Day  
 Head Football Athletic Trainer ..... Clint Haggard  
 Associate AD/Football Operations ..... George Wynn

All-Time Record ..... 629-606-44  
 2022 Record ..... 8-5  
 2022 SEC Record (Finish) ..... 4-4 (3rd East)  
 2022 Bowl Appearance ..... TaxSlayer Gator Bowl  
 Notre Dame, 45, South Carolina 38

Lettermen Returning ..... 37  
 Offense ..... 14  
 Defense ..... 20  
 Special Teams ..... 4

Lettermen Lost ..... 31  
 Offense ..... 16  
 Defense ..... 14  
 Special Teams ..... 1

Starters Returning ..... 10  
 Offense ..... 4  
 Defense ..... 4  
 Special Teams ..... 2

Starters Lost ..... 14  
 Offense ..... 7  
 Defense ..... 7  
 Special Teams ..... 0

Website ..... www.gamecocksonline.com

## 2023 Schedule

Day	Date	Opponent	Site	Series
Saturday	September 2	North Carolina	Charlotte, N.C.	NC leads 35-20-4
Saturday	September 9	Furman	Columbia, S.C.	SC leads 28-20-1
Saturday	September 16	Georgia*	Athens, Ga.	UGA leads 54-19-2
Saturday	September 23	Mississippi State*	Columbia, S.C.	SC leads 9-7-0
Saturday	September 30	Tennessee*	Knoxville, Tenn.	UT leads 28-11-2
Saturday	October 14	Florida*	Columbia, S.C.	UF leads 30-10-3
Saturday	October 21	Missouri*	Columbia, Mo.	MU leads 8-5-0
Saturday	October 28	Texas A&M*	College Station, Texas	A&M leads 8-1-0
Saturday	November 4	Jacksonville State	Columbia, S.C.	First meeting
Saturday	November 11	Vanderbilt*	Columbia, S.C.	SC leads 28-4-0
Saturday	November 18	Kentucky*	Columbia, S.C.	SC leads 19-14-1
Saturday	November 25	Clemson	Columbia, S.C.	CU leads 72-43-4

\*Denotes SEC game

## 2022 Results

Date	Opponent	Site	Result	Rec.	SEC	TV	Attend.
09/03	Georgia State	Columbia, S.C.	W, 35-14	1-0	0-0	ESPN+	78,297
09/10	#16/17 Arkansas*	Fayetteville, Ark.	L, 30-44	1-1	0-1	ESPN	72,437
09/17	#1/2 Georgia*	Columbia, S.C.	L, 7-48	1-2	0-2	ESPN	78,212
09/24	Charlotte	Columbia, S.C.	W, 56-20	2-2	0-2	ESPNU	77,982
09/29	South Carolina State	Columbia, S.C.	W, 50-10	3-2	0-2	SECN	61,551
10/08	#13/13 Kentucky*	Lexington, Ky.	W, 24-14	4-2	1-2	SECN	61,612
10/22	Texas A&M*	Columbia, S.C.	W, 30-24	5-2	2-2	SECN	77,837
10/29	Missouri*	Columbia, S.C.	L, 10-23	5-3	2-3	SECN	77,578
11/05	Vanderbilt*	Nashville, Tenn.	W, 38-27	6-3	3-3	SECN	28,553
11/12	Florida*	Gainesville, Fla.	L, 6-38	6-4	3-4	SECN	89,454
11/19	#5/5 Tennessee*	Columbia, S.C.	W, 63-38	7-4	4-4	ESPN	79,041
11/26	#7/8 Clemson	Clemson, S.C.	W, 31-30	8-4	4-4	ABC	81,500
12/30	#19/20 Notre Dame	Jacksonville, Fla.	L, 38-45	8-5	4-4	ESPN	67,383

### TaxSlayer Gator Bowl

\*Denotes SEC game

## Table of Contents

Notebook.....	1-14
Staff/Administration.....	15-22
The 2023 Gamecocks.....	23-50
2022 In Review.....	51-80



**IT'S GREAT  
TO BE A  
GAMECOCK**

### CREDITS:

The 2023 South Carolina Spring Football Media Guide was published by the University of South Carolina Athletics Communications and Public Relations Office. The spring media guide was written, designed and edited by Steve Fink, Associate Athletics Director/Communications and Public Relations, with assistance provided by David Fox and Kent Reichert. Information is based on that available as of March 7, 2023.

The University of South Carolina does not discriminate in educational or employment opportunities on the basis of race, sex, gender, age, color, religion, national origin, disability, sexual orientation, genetics, veteran status, pregnancy, childbirth or related medical conditions.

After consecutive campaigns in which the Gamecocks exceeded preseason expectations, excitement is at a fever pitch to see what's in store for 2023 as South Carolina Football opens its annual spring camp.

The Gamecocks, beginning the third season of the **Shane Beamer** Era, are coming off an 8-5 season, including a 4-4 mark in the SEC, a one-game improvement both overall and in the SEC, from the 7-6, 3-5 ledger that was posted in Coach Beamer's first year in 2021. The 2022 season was highlighted by three wins over top-15 opponents, as the Gamecocks knocked off No. 13 Kentucky, No. 5 Tennessee and No. 7 Clemson, the final two in back-to-back weeks that wrapped up the regular season. The 2022 season also saw Carolina top Texas A&M for the first time in school history, and continue its mastery over Vanderbilt, defeating the Commodores for the 14th-consecutive time.

By winning eight games in a season for just the 15th time in 129 seasons of intercollegiate football and for the first time since winning eight in 2017, the Gamecock finished the 2022 season ranked 23rd in the country in both the final Associated Press and USA Today Coaches' polls. It marked the first time since 2013 that the Gamecocks finished the season ranked in the top-25 and just the 10th time Carolina has finished the season ranked in the final AP poll.

With 15 wins at the helm of Gamecock Football, Coach Beamer has matched the school record for wins in his first two seasons in Columbia. After winning just six games combined in the two seasons prior to Coach Beamer's arrival, coupled with arrival of the country's 16th-ranked recruiting class, it's no wonder expectations around the program have ratcheted up immensely in the 15 months since Coach Beamer was hired.

But there is still plenty of work to be done between now and September to keep that trajectory heading in the right direction. After another off-season of high-intensity workouts led by strength & conditioning coach **Luke Day** and his staff, the next step takes place on the field with 15 spring practices.

Most who follow Gamecock Football are paying attention this spring to see what the offense will look like in 2023 under the guidance of first-year offensive coordinator/quarterbacks coach **Dowell Loggains**. Loggains, who has spent the past two seasons as the tight ends coach at Arkansas, brings a wealth of experience from the NFL, where he logged stints with six different organizations over 16 years, including seven seasons as an offensive coordinator. Coach Beamer identified Loggains early in the process following the departure of Marcus Satterfield, and was able to lure him away from his alma mater, turning over the keys of an offense that showed considerable improvement in 2022 to him. The only other off-season coaching change also came on the offensive side of the ball, where **Lonnie Teasley**, who served as an interim offensive line coach in 2022, takes over that role in a full-time capacity, replacing **Greg Adkins**, who remains on staff in an analyst role.

As is the case with most teams since the advent of the transfer portal and NIL, the Carolina roster for 2023 has been revamped, and in the case of some position groups, completely overhauled.

The Gamecocks return 37 lettermen from last year's squad, 13 on offense, 20 on the defensive side of the ball, and four specialists. Among that group are 10 returning starters, four on both offense and defense, and two specialists. Coach Beamer and his staff backfilled the losses of 31 lettermen including 14 starters, with eight scholarship transfers who enrolled in January and a 24-man recruiting class, many of whom are already on campus.

While the number of returnees isn't necessarily large, several players return at key positions, headlined by quarterback **Spencer Rattler**. Rattler threw for over 3,000 yards in his first season in Columbia and got better as the season progressed, turning in his best performances in the regular-season upset wins over Tennessee and Clemson, throwing for 798 yards and eight touchdowns in those two contests. While not technically considered a returning starter, Rattler has his top receiving target in **Antwane Wells Jr.** back for another season. "Juice" was a first-team All-SEC performer in his first year with the Garnet & Black after catching 68 passes for 928 yards.

The top returners for defensive coordinator **Clayton White** are defensive tackle **Tonka Hemingway**, who had 8.0 tackles for loss and 4.0 sacks a year ago, and Freshman All-American safety **Nick Emmanwori**. The defense will be buoyed by the return of linebacker **Mohamed Kaba** and EDGE rusher **Jordan Strachan**, both of whom suffered season-ending knee injuries early in the 2022 campaign.

The Gamecock special teams were simply the best in the country in 2022 and figure to be a strength again in 2023 under the direction of **Pete Lembo**, All-American punter **Kai Kroeger** returns, as does placekicker **Mitch Jeter**, who has yet to miss a field goal in a game. Also returning are deep snapper **Hunter Rogers**, who was a 2022 all-league selection, and **Xavier Legette**, who set the school's single-season kickoff return average record last season.

The road to reach Atlanta and the SEC Championship Game will be challenging, as the Gamecocks have to navigate what has been documented as the toughest schedule in the country. The first steps in making that journey become a reality begin in the spring.

## Offense

### 2022 Statistics

Scoring Offense .....	32.2 (7/39)
Rushing Offense .....	118.8 (12/106)
Passing Offense .....	260.0 (6/41)
Total Offense .....	378.8 (9/72)

The Gamecock offense made positive strides overall in 2022, scoring over 32 points per game, nearly 10 more than the previous year, but they are looking to become a more consistent offense week-to-week. Ball security will be a focal point, as the Gamecocks have been at the bottom of the league in turnovers surrendered over the past two years. Much of **Dowell Loggains** decision to come to South Carolina hinged on the return of quarterback **Spencer Rattler**. Rattler is the team's lone returning captain and has next-level ability. He has plenty of targets to work with, led by All-SEC performer **Antwane Wells Jr.** Returnees **Ahmarean Brown**, **Dakereon Joyner** and **Xavier Legette** and transfer **Eddie Lewis** provide veteran options at wide receiver. The tight end room has been completely overhauled, with transfers **Trey Knox** and **Joshua Simon** expected to make immediate contributions. Like the tight end position, the running back room will have a new look as well. **Juju McDowell** is the top returner, but transfer **Mario Anderson** figures to compete for a starting role as he makes the jump from the Division II level. The offensive line lost a lot of leadership to graduation in long-time starters Eric Douglas, Jovaughn Gwyn and Dylan Wonnum, but several players have game experience, led by left tackle **Jaylen Nichols** and left guard **Jakai Moore**. **Trai Jones**, **Vershon Lee** and **Tyshawn Wannamaker** figure to get long looks as potential starters when spring ball begins. Graduate transfer interior lineman **Nick Gargiulo** captained the Yale team last year and could work his way into the lineup as well as he transitions to the SEC and major college football.

## Defense

### 2022 Statistics

Scoring Defense .....	28.8 (10/87)
Rushing Defense .....	198.0 (13/117)
Passing Defense .....	206.7 (5/34)
Total Defense .....	404.7 (10/89)

The Carolina defense looks to build off another year in which they were again among the SEC leaders in turnovers forced and boasted one of the league's top pass defenses, but will focus this spring on stopping the run. Defensive coordinator **Clayton**

**White** is looking forward to starting back over from a team standpoint. It's the third time White and his staff are teaching the system, so they should be able to teach it a little faster and a little more thorough. The spring will help determine who will emerge as playmakers at the linebacker and EDGE positions. The strength of the defense may be in the interior of the line where **Tonka Hemingway**, **Alex Huntley**, **Nick Barrett** and **T.J. Sanders**, along with JUCO defensive tackle **Elijah Davis** headline a talented group. **Jordan Strachan** and **Terrell Dawkins** return at the EDGE position, but both are coming off season-ending knee injuries and hope to be at full strength this fall. The linebacking corps will get a big lift in the fall when **Mohamed Kaba** returns. The defensive backs have some experience, as three freshmen started the bowl game, led by Freshman All-American **Nick Emmanwori** and **DQ Smith**. **Marcellas Dial** figures to be the top cover corner.

## Special Teams

### 2022 Statistics

Kickoff Returns .....	25.1 (2/5)
Kick Return Defense .....	17.3 (2/23)
Punt Returns .....	16.6 (2/4)
Punt Return Defense .....	4.6 (4/27)
Net Punting .....	42.8 (2/7)

The Gamecocks boasted the top-ranked special teams units in the country last season, and the corps group returns in 2023, which bodes well for Phil Steele's 2022 Special Teams Coach of the Year **Pete Lembo**. Highlighting the returnees is All-American punter **Kai Kroeger**. Kroeger also was a finalist for the Mortell Award, which goes to the nation's top holder, and is a perfect 6-for-6 in his career passing the ball. Speaking of being perfect, placekicker **Mitch Jeter** connected on all 11 of his field goal attempts last season, including two from beyond 50 yards. **Xavier Legette** set the school's single-season record with a 29.4-yard average on 15 kick returns in 2022, including one that he took 100 yards to the house against Texas A&M. Punt return duties will be up for grabs, but transfer **Eddie Lewis** earned second-team All-AAC honors as a returner a Memphis last season, and should get a long look at handling those duties. Snapper **Hunter Rogers** earned All-SEC honors.



No.	Name	POS.	HT	WT	CL	EXP	Hometown (High/Last School)
24	Mario Anderson	RB	5-9	208	R-SR	TR	Summerville, S.C. (Stratford/Newberry)
58	Markee Anderson	OL	6-4	307	FR	HS	Roebuck, S.C. (Dorman)
15	Tanner Bailey	QB	6-1	200	R-FR	SQ	Gordo, Ala. (Gordo)
13	Kajuan Banks	DB	5-10	187	SO	1L	Tallahassee, Fla. (Godby)
93	Nick Barrett	DT	6-3	325	JR	2L	Goldsboro, N.C. (Eastern Wayne)
31	DJ Black	WR	6-1	195	R-FR	SQ	Inman, S.C. (Chapman)
30	Jace Blackshear	DB	5-8	175	R-FR	SQ	Hilton Head, S.C. (Hilton Head Christian Academy)
89	O'Mega Blake	WR	6-2	190	R-SO	SQ	Rock Hill, S.C. (South Pointe)
52	Stone Blanton	LB	6-2	235	SO	1L	Jackson, Miss. (Madison-Ridgeland Academy)
10	Ahmarean Brown	WR	5-9	167	S-SR	2L	Tampa, Fla. (Jefferson/Georgia Tech)
44	Maurice Brown II	TE	6-4	242	FR	HS	Upper Marlboro, Md. (C.H. Flowers)
73	Ryan Brubaker	OL	6-6	305	R-FR	SQ	Stevens, Pa. (Cocalico)
45	Colin Bryant	LB	6-3	232	R-SO	SQ	Mt. Pleasant, S.C. (Wando/Alabama)
43	Joseph Byrnes	DB	6-0	194	R-SO	SQ	Camden, S.C. (Camden)
41	Andrew Colasurdo	LB	6-1	240	R-SO	SQ	Inman, S.C. (Chapman)
20	Judge Collier	DB	6-1	195	FR	HS	Rock Hill, S.C. (Legion Collegiate Academy)
18	Connor Cox	TE	6-5	225	FR	HS	Jacksonville, Fla. (The Bolles School)
11	Braden Davis	QB	6-5	202	R-FR	SQ	Middletown, Del. (Middletown)
11	Elijah Davis	DT	6-3	285	JR	JC	Wagener, S.C. (Wagener-Salley/East Mississippi C.C.)
4	Terrell Dawkins	EDGE	6-4	260	R-SR	SQ	Concord, N.C. (Cox Mill/NC State)
6	Marcellas Dial	DB	6-0	190	R-SR	2L	Woodruff, S.C. (Woodruff/Georgia Military)
9	Luke Doty	QB	6-1	205	R-JR	2L	Myrtle Beach, S.C. (Myrtle Beach)
32	Bradley Dunn	RB	5-9	208	R-JR	SQ	Columbia, S.C. (Hammond School)
84	Nick Elksnis	TE	6-6	252	R-SO	TR	Jacksonville, Fla. (Episcopal/Florida)
21	Nick Emmanwori	DB	6-4	220	SO	1L	Irmo, S.C. (Irmo)
8	Emory Floyd	DB	6-1	192	R-FR	SQ	Marietta, Ga. (Hillgrove)
47	King-Demenian Ford	DB	6-2	208	R-JR	1L	Blythewood, S.C. (Blythewood)
3	O'Donnell Fortune	DB	6-1	182	R-JR	2L	Sumter, S.C. (Sumter)
76	Sidney Fugar	OL	6-5	315	R-SO	TR	Waldorf, Md. (St. Thomas More Academy/Western Illinois)
69	Nick Gargiulo	OL	6-5	310	GR	TR	Yorktown Heights, N.Y. (Somers/Yale)
4	Colten Gauthier	QB	6-3	214	R-SO	SQ	Bethlehem, Ga. (Hebron Christian Academy)
17	DeAngelo Gibbs	DB	6-1	218	GR	TR	Oxford, Ga. (Grayson/Tennessee)
36	B.J. Gibson	DB	6-4	218	R-SR	1L	Marietta, Ga. (Walton/Navy)
26	Landon Grier	DB	5-9	175	R-JR	SQ	Fort Lauderdale, Fla. (St. Thomas Aquinas)
65	Jackson Hall	OL	6-3	300	R-FR	SQ	Honea Path, S.C. (Belton-Honea Path)
26	Nathan Harris-Waynick	RB	5-10	205	R-SO	SQ	Sumter, S.C. (Sumter)
91	Tonka Hemingway	DT	6-3	290	SR	3L	Conway, S.C. (Conway)
75	Cason Henry	OL	6-6	300	R-FR	SQ	Marietta, Ga. (Walton)
40	Alex Herrera	K/P	6-0	190	R-SR	2L	Columbia, S.C. (Spring Valley)
50	Felix Hixon	DT	6-3	305	R-FR	SQ	Jackson, Ga. (Jackson)
20	Kylic Horton	WR	6-4	208	R-FR	SQ	Santee, S.C. (Clarendon Hall)
5	Grayson Howard	LB	6-4	242	FR	HS	Jacksonville, Fla. (Andrew Jackson)
95	Alex Huntley	DT	6-4	305	R-JR	2L	Blythewood, S.C. (Hammond School)
98	Mitch Jeter	PK	5-10	197	SR	3L	Salisbury, N.C. (Cannon School)
10	Tyreek Johnson	EDGE	6-3	270	R-SR	2L	Sumter, S.C. (Lakewood)
72	Trai Jones	OL	6-2	310	R-JR	2L	Abbeville, S.C. (Abbeville)
45	William Joyce	P	6-3	215	R-SO	SQ	Spartanburg, S.C. (Spartanburg)
5	Dakereon Joyner	WR	6-1	216	S-SR	4L	N. Charleston, S.C. (Fort Dorchester)
32	Mohamed Kaba	LB	6-2	235	R-JR	2L	Clinton, N.C. (Clinton)
24	Jalon Kilgore	DB	6-1	207	FR	HS	Eatonton, Ga. (Putnam County)

No.	Name	POS.	HT	WT	CL	EXP	Hometown (High/Last School)
1	Trey Knox	TE	6-5	250	GR	TR	Murfreesboro, Tenn. (Blackman/Arkansas)
39	Kai Kroeger	P	6-4	220	SR	3L	Lake Forest, Ill. (Lake Forest)
53	Vershon Lee	OL	6-4	310	R-JR	2L	Woodbridge, Va. (Freedom)
17	Xavier Legette	WR	6-3	220	S-SR	4L	Mullins, S.C. (Mullins)
42	Daniel Lester	PK	6-2	212	R-FR	SQ	Land O' Lakes, Fla. (Sunlake)
85	Eddie Lewis	WR	6-0	185	GR	TR	Harlem, N.Y. (Mater Dei/Memphis)
57	Grayson Mains	OL	6-5	298	R-FR	SQ	Cumming, Ga. (Lambert)
13	Payton Mangrum	WR	6-0	200	R-JR	2L	Greenville, S.C. (Eastside)
99	D'Andre Martin	DT	6-4	305	R-FR	SQ	Durham, N.C. (Life Christian Academy)
22	Bam Martin-Scott	LB	6-2	227	R-SR	1L	Fort Wayne, Ind. (Snider/Dodge City C.C.)
35	Chase McCracken	RB	5-10	203	R-FR	SQ	Hilton Head, S.C. (Hilton Head Island)
0	Juju McDowell	RB	5-9	180	JR	2L	Bainbridge, Ga. (Lee County)
64	Xzavier McLeod	DT	6-5	320	FR	HS	Camden, S.C. (Camden)
86	Reid Mikeska	TE	6-6	242	FR	HS	Cypress, Texas (Bridgeland)
25	Dante Miller	RB	5-9	200	GR	SQ	Rockingham, N.C. (Richmond/Columbia)
55	Jakai Moore	OL	6-6	305	R-SR	3L	Nokesville, Va. (Patriot)
64	JonDarius Morgan	OL	6-3	312	R-SO	SQ	Birmingham, Ala. (Huffman)
87	Joseph Morris	WR	6-0	192	R-SO	SQ	Camden, S.C. (Camden/N. Greenville)
81	Aaron Morton	WR	5-8	177	R-SO	SQ	Cincinnati, Ohio (Loveland)
18	Keenan Nelson Jr.	DB	6-1	205	R-FR	SQ	Philadelphia, Pa. (St. Joseph's Prep)
52	Jaylen Nichols	OL	6-5	318	S-SR	4L	Charlotte, N.C. (Myers Park)
23	Isaiah Norris	DB	5-11	185	R-SR	SQ	Anderson, S.C. (T.L. Hanna/Georgia Military)
40	Ronnie Porter	LB	6-1	240	R-SO	SQ	Columbia, S.C. (Heathwood Hall)
46	Cole Rasmussen	LS	5-11	212	R-JR	SQ	Fort Mill, S.C. (Fort Mill/Charleston So.)
7	Spencer Rattler	QB	6-1	218	R-SR	1L	Phoenix, Ariz. (Pinnacle/Oklahoma)
12	Eriq Rice	WR	6-1	200	R-SO	SQ	Columbia, S.C. (A.C. Flora)
36	Hunter Rogers	LS	6-1	200	R-JR	2L	Columbia, S.C. (Spring Valley)
19	Ben Rollins	WR	5-9	167	R-JR	SQ	Inman, S.C. (Chapman)
82	Landon Samson	WR	6-0	187	R-FR	SQ	Southlake, Texas (Southlake Carroll)
90	T.J. Sanders	DT	6-5	300	R-SO	1L	Marion, S.C. (Marion)
16	LaNorris Sellers	QB	6-3	232	FR	HS	Florence, S.C. (South Florence)
35	Akhnaton Shabazz	LB	6-0	212	R-FR	SQ	Marietta, Ga. (Harrison)
22	Zavier Short	WR	6-2	220	R-FR	SQ	Chapin, S.C. (Chapin)
6	Joshua Simon	TE	6-4	242	GR	TR	Dalzell, S.C. (Crestwood/Western Kentucky)
1	DQ Smith	DB	6-1	210	SO	1L	Columbia, S.C. (Spring Valley)
29	David Spaulding	DB	6-1	195	R-SR	2L	Riceboro, Ga. (Bradwell Institute/Georgia Southern)
7	Jordan Strachan	EDGE	6-5	245	S-SR	1L	Kingsland, Ga. (Camden County/Georgia State)
67	Chase Sweigart	OL	6-6	305	R-FR	SQ	Chapin, S.C. (Chapin)
46	Bryan Thomas Jr.	EDGE	6-2	235	SO	1L	Windermere, Fla. (Foundation Academy)
27	D.J. Twitty	RB	6-0	228	S-SR	SQ	Inman, S.C. (Chapman/E. Tenn. State)
9	Desmond Umeozulu	EDGE	6-6	240	FR	HS	Upper Marlboro, Md. (C.H. Flowers)
80	Lukas Vozeh	TE	6-4	246	FR	HS	Franklin Lakes, N.J. (IMG Academy)
66	Mac Walters	OL	6-6	300	R-FR	SQ	Myrtle Beach, S.C. (Myrtle Beach)
62	Tyshawn Wannamaker	OL	6-3	310	R-JR	2L	St. Matthews, S.C. (Calhoun County)
94	Demetrius Watson	DT	6-3	285	R-FR	SQ	Charleston, S.C. (Fort Dorchester)
3	Antwane Wells Jr.	WR	6-1	210	SR	1L	Richmond, Va. (Highland Springs/James Madison)
15	Donovan Westmoreland	LB	6-1	232	SO	1L	Griffin, Ga. (Griffin)
54	Jamaal Whyce	DT	6-3	325	R-FR	SQ	Miami, Fla. (Florida Christian)
0	Debo Williams	LB	6-1	235	R-JR	2L	Smyrna, Del. (Smyrna/Delaware)
31	Peyton Williams	DB	6-0	205	R-FR	SQ	Heath, Texas (Rockwall-Heath)
14	Jaron Willis	LB	6-2	235	R-FR	TR	Leesburg, Ga. (Lee County/Ole Miss)



No.	Name	POS.	HT	WT	CL	EXP	Hometown (High/Last School)
0	Debo Williams	LB	6-1	235	R-JR	2L	Smyrna, Del. (Smyrna/Delaware)
0	Juju McDowell	RB	5-9	180	JR	2L	Bainbridge, Ga. (Lee County)
1	Trey Knox	TE	6-5	250	GR	TR	Murfreesboro, Tenn. (Blackman/ Arkansas)
1	DQ Smith	DB	6-1	210	SO	1L	Columbia, S.C. (Spring Valley)
3	Antwane Wells Jr.	WR	6-1	210	SR	1L	Richmond, Va. (Highland Springs/ James Madison)
3	O'Donnell Fortune	DB	6-1	182	R-JR	2L	Sumter, S.C. (Sumter)
4	Terrell Dawkins	EDGE	6-4	260	R-SR	SQ	Concord, N.C. (Cox Mill/NC State)
4	Colten Gauthier	QB	6-3	214	R-SO	SQ	Bethlehem, Ga. (Hebron Christian Academy)
5	Dakereon Joyner	WR	6-1	216	S-SR	4L	N. Charleston, S.C. (Fort Dorchester)
5	Grayson Howard	LB	6-4	242	FR	HS	Jacksonville, Fla. (Andrew Jackson)
6	Joshua Simon	TE	6-4	242	GR	TR	Dalzell, S.C. (Crestwood/ Western Kentucky)
6	Marcellas Dial	DB	6-0	190	R-SR	2L	Woodruff, S.C. (Woodruff/ Georgia Military)
7	Jordan Strachan	EDGE	6-5	245	S-SR	1L	Kingsland, Ga. (Camden County/ Georgia State)
7	Spencer Rattler	QB	6-1	218	R-SR	1L	Phoenix, Ariz. (Pinnacle/Oklahoma)
8	Emory Floyd	DB	6-1	192	R-FR	SQ	Marietta, Ga. (Hillgrove)
9	Luke Doty	QB	6-1	205	R-JR	2L	Myrtle Beach, S.C. (Myrtle Beach)
9	Desmond Umeozulu	EDGE	6-6	240	FR	HS	Upper Marlboro, Md. (C.H. Flowers)
10	Ahmarean Brown	WR	5-9	167	S-SR	2L	Tampa, Fla. (Jefferson/Georgia Tech)
10	Tyreek Johnson	EDGE	6-3	270	R-SR	2L	Sumter, S.C. (Lakewood)
11	Elijah Davis	DT	6-3	285	JR	JC	Wagener, S.C. (Wagener-Salley/ East Mississippi C.C.)
11	Braden Davis	QB	6-5	202	R-FR	SQ	Middletown, Del. (Middletown)
12	Eriq Rice	WR	6-1	200	R-SO	SQ	Columbia, S.C. (A.C. Flora)
13	Payton Mangrum	WR	6-0	200	R-JR	2L	Greenville, S.C. (Eastside)
13	Kajuan Banks	DB	5-10	187	SO	1L	Tallahassee, Fla. (Godby)
14	Jaron Willis	LB	6-2	235	R-FR	TR	Leesburg, Ga. (Lee County/Ole Miss)
15	Donovan Westmoreland	LB	6-1	232	SO	1L	Griffin, Ga. (Griffin)
15	Tanner Bailey	QB	6-1	200	R-FR	SQ	Gordo, Ala. (Gordo)
16	LaNorris Sellers	QB	6-3	232	FR	HS	Florence, S.C. (South Florence)
17	Xavier Legette	WR	6-3	220	S-SR	4L	Mullins, S.C. (Mullins)
17	DeAngelo Gibbs	DB	6-1	218	GR	TR	Oxford, Ga. (Grayson/Tennessee)
18	Keenan Nelson Jr.	DB	6-1	205	R-FR	SQ	Philadelphia, Pa. (St. Joseph's Prep)
18	Connor Cox	TE	6-5	225	FR	HS	Jacksonville, Fla. (The Bolles School)
19	Ben Rollins	WR	5-9	167	R-JR	SQ	Inman, S.C. (Chapman)
20	Kylic Horton	WR	6-4	208	R-FR	SQ	Santee, S.C. (Clarendon Hall)
20	Judge Collier	DB	6-1	195	FR	HS	Rock Hill, S.C. (Legion Collegiate Academy)
21	Nick Emmanwori	DB	6-4	220	SO	1L	Irmo, S.C. (Irmo)
22	Bam Martin-Scott	LB	6-2	227	R-SR	1L	Fort Wayne, Ind. (Snider/ Dodge City C.C.)
22	Zavier Short	WR	6-2	220	R-FR	SQ	Chapin, S.C. (Chapin)
23	Isaiah Norris	DB	5-11	185	R-SR	SQ	Anderson, S.C. (T.L. Hanna/ Georgia Military)
24	Mario Anderson	RB	5-9	208	R-SR	TR	Summerville, S.C. (Stratford/ Newberry)
24	Jalon Kilgore	DB	6-1	207	FR	HS	Eatonton, Ga. (Putnam County)
25	Dante Miller	RB	5-9	200	GR	SQ	Rockingham, N.C. (Richmond/ Columbia)
26	Landon Grier	DB	5-9	175	R-JR	SQ	Fort Lauderdale, Fla. (St. Thomas Aquinas)
26	Nathan Harris-Waynick	RB	5-10	205	R-SO	SQ	Sumter, S.C. (Sumter)
27	D.J. Twitty	RB	6-0	228	S-SR	SQ	Inman, S.C. (Chapman/E. Tenn. State)
29	David Spaulding	DB	6-1	195	R-SR	2L	Riceboro, Ga. (Bradwell Institute/ Georgia Southern)

No.	Name	POS.	HT	WT	CL	EXP	Hometown (High/Last School)
30	Jace Blackshear	DB	5-8	175	R-FR	SQ	Hilton Head, S.C. (Hilton Head Christian Academy)
31	Peyton Williams	DB	6-0	205	R-FR	SQ	Heath, Texas (Rockwall-Heath)
31	DJ Black	WR	6-1	195	R-FR	SQ	Inman, S.C. (Chapman)
32	Mohamed Kaba	LB	6-2	235	R-JR	2L	Clinton, N.C. (Clinton)
32	Bradley Dunn	RB	5-9	208	R-JR	SQ	Columbia, S.C. (Hammond School)
35	Chase McCracken	RB	5-10	203	R-FR	SQ	Hilton Head, S.C. (Hilton Head Island)
35	Akhnaton Shabazz	LB	6-0	212	R-FR	SQ	Marietta, Ga. (Harrison)
36	B.J. Gibson	DB	6-4	218	R-SR	1L	Marietta, Ga. (Walton/Navy)
36	Hunter Rogers	LS	6-1	200	R-JR	2L	Columbia, S.C. (Spring Valley)
39	Kai Kroeger	P	6-4	220	SR	3L	Lake Forest, Ill. (Lake Forest)
40	Alex Herrera	K/P	6-0	190	R-SR	2L	Columbia, S.C. (Spring Valley)
40	Ronnie Porter	LB	6-1	240	R-SO	SQ	Columbia, S.C. (Heathwood Hall)
41	Andrew Colasurdo	LB	6-1	240	R-SO	SQ	Inman, S.C. (Chapman)
42	Daniel Lester	PK	6-2	212	R-FR	SQ	Land O' Lakes, Fla. (Sunlake)
43	Joseph Byrnes	DB	6-0	194	R-SO	SQ	Camden, S.C. (Camden)
44	Maurice Brown II	TE	6-4	242	FR	HS	Upper Marlboro, Md. (C.H. Flowers)
45	Colin Bryant	LB	6-3	232	R-SO	SQ	Mt. Pleasant, S.C. (Wando/Alabama)
45	William Joyce	P	6-3	215	R-SO	SQ	Spartanburg, S.C. (Spartanburg)
46	Cole Rasmussen	LS	5-11	212	R-JR	SQ	Fort Mill, S.C. (Fort Mill/Charleston So.)
46	Bryan Thomas Jr.	EDGE	6-2	235	SO	1L	Windermere, Fla. (Foundation Academy)
47	King-Demenian Ford	DB	6-2	208	R-JR	1L	Blythewood, S.C. (Blythewood)
50	Felix Hixon	DT	6-3	305	R-FR	SQ	Jackson, Ga. (Jackson)
52	Jaylen Nichols	OL	6-5	318	S-SR	4L	Charlotte, N.C. (Myers Park)
52	Stone Blanton	LB	6-2	235	SO	1L	Jackson, Miss. (Madison-Ridgeland Academy)
53	Vershon Lee	OL	6-4	310	R-JR	2L	Woodbridge, Va. (Freedom)
54	Jamaal Whyce	DT	6-3	325	R-FR	SQ	Miami, Fla. (Florida Christian)
55	Jakai Moore	OL	6-6	305	R-SR	3L	Nokesville, Va. (Patriot)
57	Grayson Mains	OL	6-5	298	R-FR	SQ	Cumming, Ga. (Lambert)
58	Markee Anderson	OL	6-4	307	FR	HS	Roebuck, S.C. (Dorman)
62	Tyshawn Wannamaker	OL	6-3	310	R-JR	2L	St. Matthews, S.C. (Calhoun County)
64	JonDarius Morgan	OL	6-3	312	R-SO	SQ	Birmingham, Ala. (Huffman)
64	Xzavier McLeod	DT	6-5	320	FR	HS	Camden, S.C. (Camden)
65	Jackson Hall	OL	6-3	300	R-FR	SQ	Honea Path, S.C. (Belton-Honea Path)
66	Mac Walters	OL	6-6	300	R-FR	SQ	Myrtle Beach, S.C. (Myrtle Beach)
67	Chase Sweigart	OL	6-6	305	R-FR	SQ	Chapin, S.C. (Chapin)
69	Nick Gargiulo	OL	6-5	310	GR	TR	Yorktown Heights, N.Y. (Somers/Yale)
72	Trai Jones	OL	6-2	310	R-JR	2L	Abbeville, S.C. (Abbeville)
73	Ryan Brubaker	OL	6-6	305	R-FR	SQ	Stevens, Pa. (Cocalico)
75	Cason Henry	OL	6-6	300	R-FR	SQ	Marietta, Ga. (Walton)
76	Sidney Fugar	OL	6-5	315	R-SO	TR	Waldorf, Md. (St. Thomas More Academy/Western Illinois)
80	Lukas Vozeh	TE	6-4	246	FR	HS	Franklin Lakes, N.J. (IMG Academy)
81	Aaron Morton	WR	5-8	177	R-SO	SQ	Cincinnati, Ohio (Loveland)
82	Landon Samson	WR	6-0	187	R-FR	SQ	Southlake, Texas (Southlake Carroll)
84	Nick Elksnis	TE	6-6	252	R-SO	TR	Jacksonville, Fla. (Episcopal/Florida)
85	Eddie Lewis	WR	6-0	185	GR	TR	Harlem, N.Y. (Mater Dei/Memphis)
86	Reid Mikeska	TE	6-6	242	FR	HS	Cypress, Texas (Bridgeland)
87	Joseph Morris	WR	6-0	192	R-SO	SQ	Camden, S.C. (Camden/N. Greenville)
89	O'Mega Blake	WR	6-2	190	R-SO	SQ	Rock Hill, S.C. (South Pointe)
90	T.J. Sanders	DT	6-5	300	R-SO	1L	Marion, S.C. (Marion)
91	Tonka Hemingway	DT	6-3	290	SR	3L	Conway, S.C. (Conway)
93	Nick Barrett	DT	6-3	325	JR	2L	Goldsboro, N.C. (Eastern Wayne)
94	Demetrius Watson	DT	6-3	285	R-FR	SQ	Charleston, S.C. (Fort Dorchester)
95	Alex Huntley	DT	6-4	305	R-JR	2L	Blythewood, S.C. (Hammond School)
98	Mitch Jeter	PK	5-10	197	SR	3L	Salisbury, N.C. (Cannon School)
99	D'Andre Martin	DT	6-4	305	R-FR	SQ	Durham, N.C. (Life Christian Academy)



Offense

<b>WR</b>	85	Eddie Lewis	6-0	185	GR	TR	Harlem, N.Y.
	10	Ahmarean Brown	5-9	167	S-SR	2L	Tampa, Fla.
	5	Dakereon Joyner	6-1	216	S-SR	4L	North Charleston, S.C.
	17	Xavier Legette	6-0	220	S-SR	4L	Mullins, S.C.
	3	Antwane Wells Jr.	6-1	210	SR	1L	Richmond, Va.
	13	Payton Mangrum	6-0	200	R-JR	2L	Greenville, S.C.
	19	Ben Rollins	5-9	167	R-JR	SQ	Inman, S.C.
	89	O'Mega Blake	6-2	190	R-SO	SQ	Rock Hill, S.C.
	87	Joseph Morris	6-0	192	R-SO	SQ	Camden, S.C.
	81	Aaron Morton	5-8	177	R-SO	SQ	Cincinnati, Ohio
	12	Eriq Rice	6-1	200	R-SO	SQ	Columbia, S.C.
	31	DJ Black	6-1	195	R-FR	SQ	Inman, S.C.
	20	Kylic Horton	6-4	208	R-FR	SQ	Santee, S.C.
	82	Landon Samson	6-0	187	R-FR	SQ	Southlake, Texas
22	Zavier Short	6-2	220	R-FR	SQ	Chapin, S.C.	

<b>TE</b>	1	Trey Knox	6-5	250	GR	TR	Murfreesboro, Tenn.
	6	Joshua Simon	6-4	242	GR	TR	Dalzell, S.C.
	84	Nick Elksnis	6-6	252	R-SO	TR	Jacksonville, Fla.
	44	Maurice Brown II	6-4	242	FR	HS	Upper Marlboro, Md.
	18	Connor Cox	6-5	225	FR	HS	Jacksonville, Fla.
	86	Reid Mikeska	6-5	242	FR	HS	Cypress, Texas
	80	Lukas Vozeh	6-4	246	FR	HS	Franklin Lakes, N.J.

<b>OL</b>	52	Jaylen Nichols	6-5	318	S-SR	4L	Charlotte, N.C.
	69	Nick Gargiulo	6-5	310	GR	TR	Yorktown Heights, N.Y.
	55	Jakai Moore	6-6	305	R-SR	3L	Nokesville, Va.
	72	Trai Jones	6-2	310	R-JR	2L	Abbeville, S.C.
	53	Vershon Lee	6-4	310	R-JR	2L	Woodbridge, Va.
	62	Tyshawn Wannamaker	6-3	310	R-JR	2L	St. Matthews, S.C.
	76	Sidney Fugar	6-5	315	R-SO	TR	Waldorf, Md.
	64	JonDarius Morgan	6-3	312	R-SO	SQ	Birmingham, Ala.
	73	Ryan Brubaker	6-6	305	R-FR	SQ	Stevens, Pa.
	75	Cason Henry	6-6	300	R-FR	SQ	Marietta, Ga.
	65	Jackson Hall	6-3	300	R-FR	SQ	Honea Path, S.C.
	57	Grayson Mains	6-5	298	R-FR	SQ	Cumming, Ga.
	66	Mac Walters	6-6	300	R-FR	SQ	Myrtle Beach, S.C.
	67	Chase Sweigert	6-6	305	R-FR	SQ	Chapin, S.C.
58	Markee Anderson	6-4	307	FR	HS	Roebuck, S.C.	

<b>QB</b>	7	Spencer Rattler	6-1	218	R-SR	1L	Phoenix, Ariz.
	9	Luke Doty	6-1	205	R-JR	2L	Myrtle Beach, S.C.
	4	Colten Gauthier	6-3	214	R-SO	SQ	Bethlehem, Ga.
	15	Tanner Bailey	6-1	200	R-FR	SQ	Gordo, Ala.
	11	Braden Davis	6-5	202	R-FR	SQ	Middletown, Del.
	16	LaNorris Sellers	6-3	232	FR	HS	Florence, S.C.

<b>RB</b>	25	Dante Miller	5-9	200	GR	SQ	Rockingham, N.C.
	27	D.J. Twitty	6-0	228	S-SR	SQ	Inman, S.C.
	24	Mario Anderson	5-9	208	R-SR	TR	Summerville, S.C.
	32	Bradley Dunn	5-9	208	R-JR	SQ	Columbia, S.C.
	0	Juju McDowell	5-9	180	JR	2L	Leesburg, Ga.
	26	Nathan Harris-Waynick	5-10	205	R-SO	SQ	Sumter, S.C.
	35	Chase McCracken	5-10	203	R-FR	SQ	Hilton Head, S.C.

**CLASS DISTINCTION:** Since the NCAA awarded an extra year for anyone on the 2020 roster due to COVID-19, the SEC student-athlete classification subgroup recommended that schools advance student-athletes forward on their rosters as usual, adding a year on at the end of their eligibility. This more closely mirrors academic progress and is also consistent with criteria for a number of awards. Advancing a student-athlete also includes advancing him to the designation of redshirt freshman redshirt sophomore, etc.

Defense

<b>DT</b>	91	Tonka Hemingway	6-3	290	SR	3L	Conway, S.C.
	95	Alex Huntley	6-4	305	R-JR	2L	Blythewood, S.C.
	93	Nick Barrett	6-3	325	JR	2L	Goldboro, N.C.
	11	Elijah Davis	6-3	285	JR	JC	Wagener, S.C.
	90	T.J. Sanders	6-5	300	R-SO	1L	Marietta, S.C.
	50	Felix Hixon	6-3	305	R-FR	SQ	Jackson, Ga.
	99	D'Andre Martin	6-4	305	R-FR	SQ	Durham, N.C.
	94	Demetrius Watson	6-3	285	R-FR	SQ	Charleston, S.C.
	54	Jamaal Whyce	6-3	325	R-FR	SQ	Miami, Fla.
	64	Xzavier McLeod	6-5	320	FR	HS	Camden, S.C.

<b>EDGE</b>	7	Jordan Strachan	6-5	245	S-SR	1L	Kingsland, Ga.
	4	Terrell Dawkins	6-4	260	R-SR	SQ	Concord, N.C.
	10	Tyreek Johnson	6-3	270	R-SR	2L	Sumter, S.C.
	46	Bryan Thomas Jr.	6-2	235	SO	1L	Windermere, Fla.
	9	Desmond Umeozulu	6-6	240	FR	HS	Upper Marlboro, Md.

<b>LB</b>	22	Bam Martin-Scott	6-2	227	R-SR	1L	Fort Wayne, Ind.
	32	Mohamed Kaba	6-2	235	R-JR	2L	Clinton, N.C.
	0	Debo Williams	6-1	235	R-JR	2L	Smyrna, Del.
	45	Colin Bryant	6-3	232	R-SO	SQ	Mount Pleasant, S.C.
	41	Andrew Colasurdo	6-1	240	R-SO	SQ	Inman, S.C.
	40	Ronnie Porter	6-1	240	R-SO	SQ	Columbia, S.C.
	52	Stone Blanton	6-2	235	SO	1L	Jackson, Miss.
	15	Donovan Westmoreland	6-1	232	SO	1L	Griffin, Ga.
	35	Akhnaton Shabazz	6-0	212	R-FR	SQ	Marietta, Ga.
	14	Jaron Willis	6-2	235	R-FR	TR	Leesburg, Ga.
5	Grayson Howard	6-4	242	FR	HS	Jacksonville, Fla.	

<b>DB</b>	17	DeAngelo Gibbs	6-1	218	GR	TR	Oxford, Ga.
	6	Marcellas Dial	6-0	190	R-SR	2L	Woodruff, S.C.
	36	B.J. Gibson	6-4	218	R-SR	1L	Marietta, Ga.
	23	Isaiah Norris	5-11	185	R-SR	SQ	Anderson, S.C.
	29	David Spaulding	6-1	195	R-SR	2L	Riceboro, Ga.
	47	King-Demenian Ford	6-2	208	R-JR	1L	Blythewood, S.C.
	3	O'Donnell Fortune	6-1	182	R-JR	2L	Sumter, S.C.
	26	Landon Grier	5-9	175	R-JR	SQ	Fort Lauderdale, Fla.
	43	Joseph Byrnes	6-0	194	R-SO	SQ	Camden, S.C.
	13	Kajuan Banks	5-10	187	SO	1L	Tallahassee, Fla.
	21	Nick Emmanwori	6-4	220	SO	1L	Irmo, S.C.
	1	DQ Smith	6-1	210	SO	1L	Columbia, S.C.
	30	Jake Blackshear	5-8	175	R-FR	SQ	Hilton Head, S.C.
	8	Emory Floyd	6-1	192	R-FR	SQ	Marietta, Ga.
	18	Keenan Nelson Jr.	6-1	205	R-FR	SQ	Philadelphia, Pa.
	31	Peyton Williams	6-0	205	R-FR	SQ	Heath, Texas
	20	Judge Collier	6-1	195	FR	HS	Rock Hill, S.C.
	24	Jalon Kilgore	6-1	207	FR	HS	Eatonton, Ga.

Specialists

<b>PK</b>	40	Alex Herrera	6-0	190	R-SR	2L	Columbia, S.C.
	98	Mitch Jeter	5-10	197	SR	3L	Salisbury, N.C.
	42	Daniel Lester	6-2	212	R-FR	SQ	Land O Lakes, Fla.

<b>P</b>	40	Alex Herrera	6-0	190	R-SR	2L	Columbia, S.C.
	39	Kai Kroeger	6-4	220	SR	3L	Lake Forest, Ill.
	45	William Joyce	6-3	215	R-SO	SQ	Spartanburg, S.C.

<b>LS</b>	46	Cole Rasmussen	5-11	212	R-JR	SQ	Fort Mill, S.C.
	36	Hunter Rogers	6-1	200	R-JR	2L	Columbia, S.C.

**2023 Signing Class**

<b>NAME</b>	<b>POS</b>	<b>HT</b>	<b>WT</b>	<b>CL</b>	<b>HOMETOWN (HIGH/LAST SCHOOL)</b>
CJ Adams	WR	6-2	210	FR	Mableton, Ga. (Pebblebrook)
Markee Anderson*	OL	6-4	307	FR	Roebuck, S.C. (Dorman)
Tosin Babalade	OL	6-5	320	FR	Hyattsville, Md. (DeMatha Catholic)
Trovon Baugh	OL	6-4	315	FR	Atlanta, Ga. (Pace Academy)
Djay Braswell	RB	5-11	200	FR	Sandersville, Ga. (Washington County)
Elijah Caldwell	WR	6-1	190	FR	Rock Hill, S.C. (Northwestern)
Judge Collier*	DB	6-1	195	FR	Rock Hill, S.C. (Legion Collegiate Academy)
Connor Cox*	TE	6-5	225	FR	Jacksonville, Fla. (The Bolles School)
Elijah Davis*	DL	6-3	285	JR	Wagener, S.C. (Wagener-Salley/East Mississippi C.C.)
Nyckoles Harbor	ATH	6-5	230	FR	Washington, D.C. (Archbishop Carroll)
Kelton Henderson	WR	6-0	175	FR	Lehigh Acres, Fla. (Lehigh Senior)
Grayson Howard*	LB	6-4	242	FR	Jacksonville, Fla. (Andrew Jackson)
Jalon Kilgore*	DB	6-1	207	FR	Eatonton, Ga. (Putnam County)
Xzavier McLeod*	DL	6-5	320	FR	Camden, S.C. (Camden)
Reid Mikeska*	TE	6-6	242	FR	Cypress, Texas (Bridgeland)
Monteque Rhames*	EDGE	6-5	240	FR	Sumter, S.C. (Manning)
Tyshawn Russell	WR	6-0	170	FR	Harrisburg, Pa. (Bishop McDevitt)
Kamron Sandlin	TE	6-3	220	FR	Anniston, Ala. (Anniston)
Zahbari Sandy	DB	6-2	200	FR	Washington, D.C. (St. John's College)
LaNorris Sellers*	QB	6-3	232	FR	Florence, S.C. (South Florence)
Jatavius Shivers	OL	6-6	295	FR	Villa Rice, Ga. (Villa Rica)
Vicari Swain	DB	6-1	185	FR	Carrollton, Ga. (Central)
Desmond Umeozulu*	EDGE	6-6	240	FR	Upper Marlboro, Md. (C.H. Flowers)
Cam Upshaw*	DB	6-1	190	FR	Perry, Fla. (Taylor County)

\*Enrolled in January 2023

**2023 "Super" Seniors**

<b>NAME</b>	<b>POS</b>	<b>HT</b>	<b>WT</b>	<b>VL</b>	<b>HOMETOWN (HIGH/LAST SCHOOL)</b>
Ahmarean Brown	WR	5-9	167	2L	Tampa, Fla. (Jefferson/Georgia Tech)
Nick Gargiulo	OL	6-5	310	TR	Yorktown Heights, N.Y. (Somers/Yale)
DeAngelo Gibbs	DB	6-1	218	TR	Oxford, Ga. (Grayson/Tennessee)
Dakereon Joyner	WR	6-1	216	4L	North Charleston, S.C. (Fort Dorchester)
Trey Knox	TE	6-5	250	TR	Murfreesboro, Tenn. (Blackman/Arkansas)
Xavier Legette	WR	6-3	220	4L	Mullins, S.C. (Mullins)
Eddie Lewis	WR	6-0	185	TR	Harlem, N.Y. (Mater Dei/Memphis)
Dante Miller	RB	5-9	200	SQ	Rockingham, N.C. (Richmond/Columbia)
Jaylen Nichols	OL	6-5	318	4L	Charlotte, N.C. (Myers Park)
Jordan Strachan	EDGE	6-5	245	1L	Kingsland, Ga. (Camden County/Georgia State)
D.J. Twitty	RB	6-0	228	SQ	Inman, S.C. (Chapman/East Tennessee State)

**2023 Spring Scholarship Transfers**

<b>NAME</b>	<b>POS</b>	<b>HT</b>	<b>WT</b>	<b>CL</b>	<b>HOMETOWN (HIGH/LAST SCHOOL)</b>
Mario Anderson	RB	5-9	208	R-SR	Summerville, S.C. (Stratford/Newberry)
Nick Elksnis	TE	6-6	252	R-SO	Jacksonville, Fla. (Espiscopoli/Florida)
Sidney Fugar	OL	6-5	315	R-SO	Waldorf, Md. (St. Thomas More Academy/Western Illinois)
Nick Gargiulo	OL	6-5	310	GR	Yorktown Heights, N.Y. (Somers/Yale)
Trey Knox	TE	6-5	250	GR	Murfreesboro, Tenn. (Blackman/Arkansas)
Eddie Lewis	WR	6-0	185	GR	Harlem, N.Y. (Mater Dei/Memphis)
Joshua Simon	TE	6-4	242	GR	Dalzell, S.C. (Crestwood/Western Kentucky)
Jaron Willis	LB	6-2	235	R-FR	Leesburg, Ga. (Lee County/Ole Miss)

**2023 Spring Walk-On Newcomers**

<b>NAME</b>	<b>POS</b>	<b>HT</b>	<b>WT</b>	<b>CL</b>	<b>HOMETOWN (HIGH/LAST SCHOOL)</b>
Maurice Brown II	TE	6-4	242	FR	Upper Marlboro, Md. (C.H. Flowers)
DeAngelo Gibbs	DB	6-1	218	GR	Oxford, Ga. (Grayson/Tennessee)
Lukas Vozech	TE	6-4	246	FR	Franklin Lakes, N.J. (IMG Academy)



## Starters Returning (10)

**Offense (4):** WR Xavier Legette, LG Jakai Moore, LT Jaylen Nichols, QB Spencer Rattler.

**Defense (4):** CB Marcellas Dial, S Nick Emmanwori, DT Tonka Hemingway, S DQ Smith.

**Specialists (2):** PK Mitch Jeter, P Kai Kroeger.

## Starters Lost (14)

**Offense (7):** TE Nate Adkins, WR Jalen Brooks, OC Eric Douglas, RG Jovaughn Gwyn, RB Marshawn Lloyd, TE Austin Stogner, RT Dylan Wonnum.

**Defense (7):** EDGE Jordan Burch, EDGE Gilber Edmond, LB Sherrod Greene, LB Brad Johnson, DT Zacch Pickens, CB Darius Rush, CB Cam Smith.

**Specialists (0):** None.

## Lettermen Returning (37)

**Offense (13):** Ahmarean Brown, Luke Doty\*, Trai Jones, Dakereon Joyner, Vershon Lee, Xavier Legette, Payton Mangrum, Juju McDowell, Jakai Moore, Jaylen Nichols, Spencer Rattler, Tyshawn Wannamaker, Antwane Wells Jr.

**Defense (20):** Kajuan Banks, Nick Barrett, Stone Blanton, Marcellas Dial, Nick Emmanwori, King-Demenian Ford, O'Donnell Fortune, B.J. Gibson, Tonka Hemingway, Alex Huntley, Tyreek Johnson, Mohamed Kaba\*, Bam Martin-Scott, T.J. Sanders, DQ Smith, David Spaulding, Jordan Strachan\*, Bryan Thomas Jr., Donovan Westmoreland, Debo Williams.

**Specialists (4):** Alex Herrera, Mitch Jeter, Kai Kroeger, Hunter Rogers.

## Lettermen Lost (31)

**Offense (16):** Nate Adkins, Rashad Amos, Christian Beal-Smith, Jaheim Bell, Jalen Brooks, Wyatt Campbell, Lovasea Carroll, Eric Douglas, Jovaughn Gwyn, Traevon Kenion, MarShawn Lloyd, Hank Manos, Austin Stogner, Chad Terrell\*, Josh Vann, Dylan Wonnum.

**Defense (14):** Jordan Burch, Gilber Edmond, Hot Rod Fitten\*, Sherrod Greene, Brad Johnson, Zacch Pickens, Devonni Reed, R.J. Roderick\*, Tyrese Ross, Darius Rush, Rick Sandidge\*, Cam Smith, Darryle Ware, M.J. Webb.

**Specialists (1):** Matthew Bailey.

\*Did not letter in 2022 but lettered in a previous season.

## South Carolina Spring Practice Calendar

SUNDAY	MONDAY	TUESDAY	WEDNESDAY	THURSDAY	FRIDAY	SATURDAY
MARCH 5	6	7	8	9	10	11
	----- Spring Break -----					
12	13 Pro Timing Day Noon	14 Practice #1 - 9:20 Open Periods 1-6 Beamer PC - 12:30	15 Loggains/White/ Lembo PC - TBD	16 Practice #2 - 9:20	17	18 Practice #3 9:10 am
19	20 Offensive Players Press Conference TBD	21 Practice #4 - 9:10 Beamer PC - 12:30	22 Defensive Players Press Conference TBD	23 Practice #5 - 9:10 Open Periods 1-6 Stepp/Gray PC Noon	24	25 Practice #6 - 11:20 High School Coaches Clinic
26	27 Offensive Players Press Conference TBD	28 Practice #7 - 9:10 Beamer PC - 12:30	29 Defensive Players Press Conference TBD	30 Practice #8 - 9:10 Open Periods 1-6 Teasley/Lindsey/ Wright PC - Noon	31	APR 1 Practice #9 Scrimmage 9:30 am Ladies' Clinic
2	3 Offensive Players Press Conference TBD	4 Practice #10 - 9:10 Open Periods 1-6 Beamer PC - 12:30	5 Defensive Players Press Conference TBD	6 Practice #11 - 9:10 Hardesty/Lucas PC Noon	7	8
9	10 Offensive Players Press Conference TBD	11 Practice #12 9:30 am Open Periods 1-5 Beamer PC - 12:30	12 Defensive Players Press Conference TBD	13 Practice #13 9:10 am Loggains/White/ Lembo PC - Noon Carolina Calls - 6	14 Practice #14 9:10 am Open Periods 1-5	15 Garnet & Black Spring Game 7 pm

All Dates and Times Subject To Change





**QUICKLY:** Year three of the Shane Beamer Era at South Carolina gets underway with the start of spring drills on Tuesday, March 14. The Gamecocks are scheduled to practice 15 times during the spring. The team will generally practice on Tuesdays, Thursdays and Saturday for five-straight weeks, culminating with the annual Garnet & Black Spring Game on Saturday, April 15.

**WE'RE TALKIN' ABOUT PRACTICE:** Most practices will be held at the football practice fields, located at the west end of Gamecock Park adjacent to the Long Family Football Operations Center, or in the Jerri and Steve Spurrier indoor practice facility. All practices are scheduled for mornings, generally in the 9 o'clock hour.

**SNEAK PEEK:** Regularly-credentialed members of the media will have an opportunity to watch the first several periods of practice on Tuesday, March 14 (periods 1-6), Thursday, March 23 (1-6), Thursday, March 30 (1-6), Tuesday, April 4 (1-6), Tuesday, April 11 (1-5) and Friday, April 14 (1-5). No live streaming will be allowed during this time. Media will be asked to stay on the south end of the practice fields, near the indoor facility.

**THE HEAD COACH SPEAKS:** Head coach Shane Beamer will hold a press conference on each Tuesday during spring drills, beginning March 14 and continuing through April 11. The press conference will take place in the defensive team/media room, located on the second floor of the Long Family Football Operations Center beginning at 12:30 pm. Coach Beamer's press conferences will be streamed live on the official website of South Carolina Athletics, GamecocksOnline.com.

**COORDINATING THE COORDINATORS:** Offensive coordinator **Dowell Loggains**, defensive coordinator **Clayton White** and special teams coordinator **Pete Lembo** will meet with the media on Wednesday, March 15, and again on Thursday, April 13.

**THURSDAYS WITH POSITION COACHES:** The remaining seven position coaches will each be made available to the media once during spring ball. Wide receivers coach **Justin Stepp** and defensive backs coach **Torrian Gray** will be available on Thursday, March 23. Offensive line coach **Lonnie Teasley**, defensive line coach **Jimmy Lindsey** and tight ends coach **Jody Wright** will be available on Thursday, March 30. Running backs coach **Montario Hardesty** and outside linebackers/defensive ends coach **Sterling Lucas** are scheduled for Thursday, April 6. The three opportunities are set to begin at noon.

**WHAT ABOUT THE PLAYERS?:** Offensive players will be available to meet with the media on Monday, March 20, Monday, March 27, Monday, April 3, and Monday, April 10. Defensive players will be available on Wednesday, March 22, Wednesday, March 29, Wednesday, April 5, and Wednesday, April 12. Requests must be submitted to Steve Fink no less than two business days in advance of the media availability. We will attempt to fulfill every request. However, please be aware that there is a finite amount of time to conduct the interviews and some players will have conflicts.

**PUBLIC VIEWING:** All spring practices are closed to the general public with the exception of the Garnet & Black Spring Game.

**THE SPRING GAME:** The annual Garnet & Black Spring Game is scheduled for Saturday, April 15. Game time is set for 7 pm ET at Williams-Brice Stadium. Admission to the game is free.

**BIG GAMECOCK WEEKEND:** "Big Gamecock Weekend" is set for April 14-16. It kicks off on Friday, April 14, when the Carolina softball team opens its series vs. Texas A&M at Carolina Softball Stadium at Beckham Field. They will also host the Aggies on Saturday at 2 p.m. and Sunday at 1 p.m. The Gamecock beach volleyball team will host four matches as part of the Palmetto Invitational, with two matches on Friday at 11 am and 5:30 pm, and two on Saturday at 1 pm and 5 pm. In addition to the annual Garnet & Black Spring Football Game, highlights of the weekend include the Cocky Trot 5K & Fun Run, a pre-game concert by Gamecock alum Patrick Davis & His Midnight Choir and guests in Gamecock Village, and a post-game fireworks and light show at Williams-Brice Stadium.

**PRO TIMING DAY:** South Carolina will hold its annual Pro Timing Day on Monday, March 13. The event will begin in the weight room at the football ops facility beginning at approximately noon before moving to the Jerri and Steve Spurrier indoor practice facility. Media will be able to observe the on-field portion of the workout. Selected players will be made available to the media as their schedule permits. Pro Day is closed to the general public.

**COMBINE INVITES:** Five Gamecocks were invited to the 2023 NFL Combine. Those players include wide receiver **Jalen Brooks**, offensive guard **Jo-vaughn Gwyn**, defensive tackle **Zacch Pickens**, defensive back **Darius Rush** and defensive back **Cam Smith**.

**CAROLINA CALLS:** Todd Ellis will host "Carolina Calls with Shane Beamer" on Thursday, April 13. The hour-long show airs live from Backstreets Grill, located at 2400 Devine Street in Columbia, on the flagship station of the Gamecocks, WNKY-FM (107.5) and over the internet at GamecocksOnline.com, beginning at 6 pm.

**HIGH SCHOOL COACHES CLINIC:** The Third Annual Shane Beamer Football Coaches Clinic, hosted by Head Coach Shane Beamer and the South Carolina Football Coaching Staff, will take place March 24-25. During the clinic, attendees will be able to interact with the Gamecock coaching staff, learn from championship winning coaches, and talk a little football while enjoying great food and fellowship! Attendees will also be able to join the South Carolina Coaching Staff on the field for practice to observe demonstrations, drills and practice format. The entire staff including Directors of Strength & Conditioning, Operations, Recruiting, Nutrition, Sports Medicine and Player Development will be available to answer any questions about our program.

**LADIES' CLINIC:** Head Coach Shane Beamer and the South Carolina Coaching Staff will host a Ladies Day Clinic on Saturday, April 1. All those in attendance will be able to interact with the entire South Carolina coaching staff and also observe football practice, which will be held at Williams-Brice Stadium. Attendees will also be able to hear from the Director of Strength & Conditioning, Director of Nutrition, Director of Character & Player Development and our current student-athletes.

### Career Start Chart

Player	'18	'19	'20	'21	'22	All
Xavier Legette	-	3	6	4	7	20
Jakai Moore	-	2	6	3	8	19
Jaylen Nichols	-	4	0	7	7	18
Marcellas Dial	-	JC	JC	7	10	17
Vershon Lee	-	-	1	9	7	17
Spencer Rattler	-	OK	OK	OK	13	13
Nick Emmanwori	-	-	-	-	12	12
Tonka Hemingway	-	-	3	0	9	12
DQ Smith	-	-	-	-	11	11
T. Wannamaker	-	-	RS	7	4	11
Dakereon Joyner	RS	0	2	7	1	10
David Spaulding	-	RS	GSO	5	2	7
Luke Doty	-	-	2	4	0	6
Antwane Wells Jr.	-	-	JM	JM	6	6
Mohamed Kaba	-	RS	3	0	2	5
Juju McDowell	-	-	-	2	2	4
Ahmarean Brown	-	GT	GT	1	2	3
Alex Huntley	-	-	RS	0	3	3
Trai Jones	-	-	RS	0	3	3
O'Donnell Fortune	-	-	RS	0	2	2
Jordan Strachan	GS	GS	GS	0	2	2
Debo Williams	-	-	D	0	2	2
B.J. Gibson	-	N	N	0	1	1
Keenan Nelson Jr.	-	-	-	-	1	1

Note: South Carolina Starts Only  
 RS-Redshirt GT-Georgia Tech  
 JC-Junior College JM-James Madison  
 D-Delaware N-Navy  
 GSO-Georgia Southern OK-Oklahoma  
 GS-Georgia State

**THE HISTORY:** 2023 will mark the 130th season of intercollegiate football at the University of South Carolina, dating back to 1892. It is the 117th-consecutive year in which South Carolina has competed on the gridiron. The University did not field a team in either 1893 or 1906. Carolina owns an all-time record of 629-606-44, a .509 winning pct..

**IT JUST MEANS MORE:** The 2023 season will mark South Carolina's 32nd year in the Southeastern Conference. South Carolina and Arkansas joined the SEC prior to the 1992 campaign. The Gamecocks earned the SEC Eastern Division title in the 2010 season. The Gamecocks are 106-143-1 (.426) all-time in SEC regular-season play, but posted a 42-38 (.525) record in conference action from 2010-19.

**2022 IN REVIEW:** South Carolina concluded the 2022 season with a record of 8-5, including a 4-4 mark in the SEC, a one-game improvement both overall and in the SEC from the 2021 season. After being pegged for fifth by the media in the pre-season, the Gamecocks finished third in the SEC Eastern Division behind National Champion Georgia and No. 6 Tennessee. The Gamecocks won eight or more games in a season for just the 15th time in 129 seasons of intercollegiate football and for the first time since winning eight games in 2017.

**IN THE POLLS:** The Gamecocks were ranked 23rd in the country in both the final Associated Press and USA Today Coaches' polls. It marked the first time since the 2013 season that the Gamecocks finished the season ranked in the top-25 and the 10th time Carolina has finished the season ranked in the final AP poll.



## National Polls

### Associated Press

1.	Georgia (63)	15-0	1575
2.	TCU	13-2	1484
3.	Michigan	13-1	1438
4.	Ohio State	11-2	1394
5.	Alabama	11-2	1303
6.	Tennessee	11-2	1294
7.	Penn State	11-2	1200
8.	Washington	11-2	1097
9.	Tulane	12-2	1025
10.	Utah	10-4	876
11.	Florida State	10-3	814
12.	Southern California	11-3	795
13.	Clemson	11-3	791
14.	Kansas State	10-4	784
15.	Oregon	10-3	758
16.	LSU	10-4	757
17.	Oregon State	10-3	742
18.	Notre Dame	9-4	535
19.	Troy	12-2	322
20.	Mississippi State	9-4	320
21.	UCLA	9-4	243
22.	Pittsburgh	9-4	233
<b>23.</b>	<b>South Carolina</b>	<b>8-5</b>	<b>180</b>
24.	Fresno State	10-4	164
25.	Texas	8-5	95

### AFCA Coaches

1.	Georgia (63)	15-0	1575
2.	TCU	13-2	1482
3.	Michigan	13-1	1423
4.	Ohio State	11-2	1404
5.	Alabama	11-2	1329
6.	Tennessee	11-2	1273
7.	Penn State	11-2	1199
8.	Washington	11-2	1091
9.	Tulane	12-2	981
10.	Florida State	10-3	926
11.	Utah	10-4	878
12.	Clemson	11-3	839
13.	Southern California	11-3	829
14.	Kansas State	10-4	769
15.	LSU	10-4	766
16.	Oregon	10-3	708
17.	Oregon State	10-3	690
18.	Notre Dame	9-4	498
19.	Mississippi State	9-4	364
20.	Troy	12-2	314
21.	UCLA	9-4	238
22.	Pittsburgh	9-4	193
<b>23.</b>	<b>South Carolina</b>	<b>8-5</b>	<b>164</b>
24.	Fresno State	10-4	134
25.	Texas	8-5	69

**RARE AIR:** The Gamecocks defeated No. 5 Tennessee and No. 7 Clemson in the final two games of the 2022 regular season, the first time Carolina has posted back-to-back wins over top-10 teams in school history. It was just the seventh time in history that a school has defeated AP Top-10 opponents in consecutive weeks as an unranked team, and the first to do so since 2003.

**DOWN THEY GO:** The Gamecocks posted three wins over ranked teams, defeating No. 13 Kentucky, No. 5 Tennessee and No. 7 Clemson during the 2022 season. It was the sixth time in school history that Carolina defeated three ranked teams in the same season and the first time since 2013. It was also the first time that Carolina defeated three teams that were all ranked in the top 15 in the country.

**WHO'S NEW:** The Gamecocks have two new on-field assistant coaches for the 2023 season. **Dowell Loggains** takes over as the Gamecocks' offensive coordinator and quarterbacks coach. Loggains most recently was at the University of Arkansas, but has spent much of his career in the NFL. **Lonnie Teasley** moves from an analyst role into an on-field position as the offensive line coach. Teasley, who begins his third year with the Gamecocks, served as the O-line coach last season on an interim basis. **Greg Adkins**, who served as Carolina's offensive line coach in each of the past two seasons, remains on staff in an analyst role.

**THEY'RE BACK:** The Gamecocks welcome 37 returning letterwinners to begin the 2023 spring session. The lettermen consist of 13 offensive players, 20 on defense and four specialists.

**RETURNING STARTERS:** The Gamecocks list 10 returning starters of a possible 24 (offense, defense, punter, placekicker) from the 2022 squad, four on offense, four on defense and both specialists. The returning offensive starters are WR **Xavier Legette**, LG **Jakai Moore**, LT **Jaylen Nichols**, and QB **Spencer Rattler**. The returning defensive starters are CB **Marcellas Dial**, S **Nick Emmanwori**, DT **Tonka Hemingway**, and S **DQ Smith**. The specialist are PK **Mitch Jeter** and P **Kai Kroeger**.

**GONE BUT NOT FORGOTTEN:** The Gamecocks said good-bye to 31 letterwinners including 14 starters off last year's team, seven on offense and seven on defense. The departed starters include TE **Nate Adkins**, WR **Jalen Brooks**, OC **Eric Douglas**, RG **Jovaughn Gwyn**, RB **Marshawn Lloyd**, TE **Austin Stogner**, and RT **Dylan Wonnum** on the offensive side of the ball, and EDGE **Jordan Burch**, EDGE **Gilber Edmond**, LB **Sherrod Greene**, LB **Brad Johnson**, DT **Zacch Pickens**, CB **Darius Rush** and CB **Cam Smith** on defense.

**EVERY TIME OUT:** The Gamecocks had four players start all 13 games in 2022 including EDGE **Jordan Burch**, OC **Eric Douglas**, RG **Jovaughn Gwyn**, and QB **Spencer Rattler**. Rattler is the only returnee.

**IT'S A NUMBERS GAME:** Carolina returns 33 percent of its rushing yards, 100 percent of its passing yards and 49 percent of its receiving yards from 2022. **Juju McDowell** (219 yards) is the only returning rusher who gained more than 100 yards on the ground last season, while **Antwane Wells Jr.** (928 yards) is the top returning receiver. The Gamecocks top returning passer is **Spencer Rattler**, who threw for 3,026 of the Gamecocks' 3,380

yards last season. Four of the squad's top seven tacklers return for the 2023 season, including team-leader **Nick Emmanwori** (85 tackles), **DQ Smith** (54), **Marcellas Dial** (45) and **Debo Williams** (43 tackles). **Tonka Hemingway** (8.0 tackles for loss, 4.0 sacks) is the top returner in those two categories, while **Marcellas Dial** recorded three interceptions and 12 pass breakups a year ago.

**SPECIAL SPECIAL TEAMS:** Under the direction of **Pete Lembo**, South Carolina boasted the nation's top special teams units in 2022, earning the No. 1 spot in ESPN's special teams efficiency ranking. South Carolina ranked fourth in the country in punt returns (16.6), fifth in kickoff returns (25.1), seventh in net punting (42.8), 23rd in opponent kickoff returns (17.3) and 27th in opponent punt returns (4.6). The Gamecocks tied for third in the country with six blocked kicks and tied for second with five blocked punts. The Gamecocks scored five special teams touchdowns – two blocked punt returns, one kick return, one fake punt and one fake field goal.

**SUPER SENIORS:** The Gamecocks list 11 players whose eligibility would have expired had not the NCAA allowed the 2020 season to be a "free" year. Those "super" seniors are WR **Ahmarean Brown**, OL **Nick Gargiulo**, DB **DeAngelo Gibbs**, WR **Dakereon Joyner**, TE **Trey Knox**, WR **Xavier Legette**, WR **Eddie Lewis**, RB **Dante Miller**, OL **Jaylen Nichols**, EDGE **Jordan Strachan** and RB **D.J. Twitty**.

**ONE FOR THE THUMB:** With the NCAA rule allowing for an extra year, three Gamecocks - WR **Dakereon Joyner**, WR **Xavier Legette** and OL **Jaylen Nichols** - can become five-year letterwinners.

**UTILIZING THE PORTAL:** The Gamecocks' spring roster features eight scholarship transfers who enrolled at Carolina in January. The list includes RB **Mario Anderson** (Newberry), TE **Nick Elksnis** (Florida), OL **Sidney Fugar** (Western Illinois), OL **Nick Gargiulo** (Yale), TE **Trey Knox** (Arkansas), WR **Eddie Lewis** (Memphis), TE **Joshua Simon** (Western Kentucky) and LB **Jaron Willis** (Ole Miss). In addition, DB **DeAngelo Gibbs** joined the team as a graduate transfer walk-on from Tennessee.

**SEE YOU IN THE FALL:** A handful of Gamecocks will either be limited or will not participate at all during the spring as they continue to recover from injuries. Those five are DT **Tonka Hemingway**, OL **Cason Henry**, LB **Mohamed Kaba**, DB **David Spaulding** and EDGE **Jordan Strachan**.

**STARGAZING:** The Gamecocks have several returning players whose names could appear on preseason watch lists, including CB **Marcellas Dial**, DB **Nick Emmanwori**, DT **Alex Huntley**, PK **Mitch Jeter**, P **Kai Kroeger**, RS **Xavier Legette**, QB **Spencer Rattler**, DT **Tonka Hemingway**, LS **Hunter Rogers** and WR **Antwane Wells, Jr.**

**SIMPLY THE BEST:** South Carolina returns an All-American in punter **Kai Kroeger**. Kroeger was a first-team All-American according to ESPN.com and The Athletic, and was a second-team selection by Walter Camp and AFCA. He was a consensus All-SEC selection. Wide receiver **Antwane Wells Jr.** was a first-team All-SEC selection by the league's coaches and Phil Steele. Safety **Nick Emmanwori** was a first-team Freshman All-American according to ESPN.com, PFF and On3 and highlighted the SEC's All-Freshman team.

## 2022 Final SEC Standings

### EASTERN DIVISION

School	SEC	Pct.	PF	PA	Overall	Pct.	PF	PA	Home	Away	Neutral	vs. Div.
Georgia*#	8-0	1.000	301	97	15-0	1.000	616	214	6-0	4-0	5-0	6-0
Tennessee	6-2	.750	347	215	11-2	.846	599	296	7-0	3-2	1-0	4-2
South Carolina	4-4	.500	208	256	8-5	.615	418	375	5-2	3-2	0-1	3-3
Kentucky	3-5	.375	140	180	7-6	.538	265	250	5-3	2-2	0-1	2-4
Florida	3-5	.375	231	229	6-7	.462	384	375	5-2	1-3	0-2	2-4
Missouri	3-5	.375	163	205	6-7	.462	323	327	5-2	1-4	0-1	2-4
Vanderbilt	2-6	.250	127	318	5-7	.417	295	432	2-4	3-3	0-0	2-4

### WESTERN DIVISION

School	SEC	Pct.	PF	PA	Overall	Pct.	PF	PA	Home	Away	Neutral	vs. Div.
LSU	6-2	.750	223	207	10-4	.714	483	315	6-1	3-1	1-2	5-1
Alabama	6-2	.750	317	190	11-2	.846	534	236	7-0	3-2	1-0	5-1
Mississippi State	4-4	.500	203	229	9-4	.692	411	300	6-1	2-3	1-0	4-2
Ole Miss	4-4	.500	246	250	8-5	.615	435	332	5-2	3-2	0-1	2-4
Arkansas	3-5	.375	228	238	7-6	.538	423	398	4-3	2-2	1-1	2-4
Auburn	2-6	.250	178	264	5-7	.417	297	354	5-3	0-4	0-0	1-5
Texas A&M	2-6	.250	191	225	5-7	.417	273	254	4-3	0-4	1-0	2-4

#-National Champion  
\*-SEC Champion

**CAPTAIN, MY CAPTAIN:** Quarterback **Spencer Rattler** returns after being one of five permanent team captains from the 2022 squad. The other permanent captains named for the 2022 season were OC **Eric Douglas**, OL **Jovaughn Gwyn**, LB **Brad Johnson** and DT **Zacch Pickens**.

**ENROLLING EARLY:** The Gamecocks' 2023 spring roster features a number of high school scholarship recruits who graduated a semester early and enrolled in time for spring drills. Here is the list of the Gamecock freshmen who have enrolled early since 2006:

- 2006:** Clark Gaston
- 2007:** Stephen Garcia, Travian Robertson
- 2008:** Jay Spearman, C.C. Whitlock, Shaq Wilson
- 2009:** Jarvis Giles, Stephon Gilmore, DeVonte Holloman
- 2010:** Connor Shaw
- 2011:** Martay Mattox
- 2012:** Kelvin Rainey, Brock Stadnik, Clayton Stadnik
- 2013:** Connor Mitch, D.J. Park
- 2014:** None
- 2015:** Jalen Henry, Christian Owens, Sherrod Pittman, Jerad Washington
- 2016:** Bryan Edwards, C.J. Freeman, Brandon McLlwain, Chris Smith, Kobe Smith, Keir Thomas
- 2017:** Summie Carlay, Jaylin Dickerson, OrTre Smith, M.J. Webb
- 2018:** Wyatt Campbell, Kingsley Enagbare, Deshaun Fenwick, Maxwell Iyama, Ernest Jones, Dakereon Joyner, Rosendo Louis Jr., Hank Manos, Israel Mukuamu, R.J. Roderick, Darius Rush, Lavonte Valentine
- 2019:** Joseph Anderson, Derek Boykins, Rodricus Fitten, Kevin Harris, Ryan Hilinski, Jalen Nichols, Zacch Pickens, KeShawn Toney

**2020:** Luke Doty, O'Donnell Fortune, Dominick Hill, Trai Jones, Mohamed Kaba, Vershon Lee, MarShawn Lloyd, Tyshawn Wannamaker, Michael Wyman

**2021:** Nick Barrett, Jordan Davis, Colten Gauthier, Sam Reynolds

**2022:** Braden Davis, Felix Hixon, D'Andre Martin, Anthony Rose, Donovan Westmoreland, Jamaal Whyce, Peyton Williams

**2023:** Markee Anderson, Judge Collier, Connor Cox, Grayson Howard, Jalon Kilgore, Xzavier McLeod, Reid Mikeska, Montaque Rhames\*, LaNorris Sellers, Desmond Umeozulu, Cameron Upshaw\*

\*-Did not participate in spring drills

**IT JUST MEANS MORE:** The Gamecocks are 40-13 in their last 53 non-conference games, a .755 winning percentage, with seven of the 13 losses in that stretch coming against Clemson. The Gamecocks went 4-1 against non-conference foes in 2022, posting wins over Georgia State, Charlotte, South Carolina State and Clemson and losing to Notre Dame in the TaxSlayer Gator Bowl.

**PROTECT THIS HOUSE:** South Carolina has won 36 of its last 42 home games (.857) against non-conference foes. The Gamecocks had won a school-record 22-straight home games against non-conference teams before dropping the final two games of the 2015 regular season to The Citadel and Clemson. The Gamecocks were 3-0 in home non-conference games in 2022, defeating Georgia State, Charlotte and South Carolina State.

**TOTING THE SHEEPSKIN:** The Gamecocks have 12 players who have earned their college degrees as they enter the 2023 spring football drills. Six of the 12 have a diploma from the University of

South Carolina, including **Ahmareon Brown**, **Terrill Dawkins**, **Tyreek Johnson**, **Dakereon Joyner**, **Jaylen Nichols** and **Jordan Strachan**. **Nick Garguilo** (Yale), **DeAngelo Gibbs** (Tennessee), **Trey Knox** (Arkansas), **Eddie Lewis** (Memphis), **Dante Miller** (Columbia) and **Joshua Simon** (Western Kentucky) have degrees from other four-year institutions. Another seven players are slated to graduate from South Carolina in May, including **Marcellas Dial**, **Alex Herrera**, **Bam Martin-Scott**, **Jakai Moore**, **David Spaulding**, **D.J. Twitty** and **Tyshawn Wannamaker**. **B.J. Gibson**, **Trai Jones** and **Xavier Legette** are in line to graduate later this summer.

**LOOKING AHEAD:** The Gamecocks open the 2023 on Sept. 2 when they travel to Charlotte for a border-war tilt with the North Carolina Tar Heels. The home opener is set for Sept. 9 when the Furman Paladins visit Williams-Brice Stadium. The SEC opener is slated for Sept. 16 when the Gamecocks travel to Athens for a date with the Georgia Bulldogs. Mississippi State comes calling on Sept. 23, the Bulldogs first trip to the Palmetto State since 2013. The five-game September slate wraps up on the 30th when Carolina travels to Knoxville to face the Tennessee Volunteers. After an off week, the Gamecocks will host the Florida Gators on Oct. 14, before traveling to CoMo and an Oct. 21 meeting with the Missouri Tigers. The Gamecocks remain on the road the following week, traveling to College Station for a date with the Texas A&M Aggies that wraps up the month of October. South Carolina is home for four-straight contests in November, entertaining the Jacksonville State Gamecocks on Nov. 4, then hosting the Vanderbilt Commodores on Nov. 11 and the Kentucky Wildcats on Nov. 18, wrapping up the SEC slate. The 2023 regular season concludes on Nov. 25 with the annual Palmetto State showdown with the Clemson Tigers.



### Pronunciation Guide

Kajuan Banks	.....kuh-WAHN
Ahmarean Brown	.....ah-MAR-e-un
Terrell Dawkins	.....turr-EL
Luke Doty	.....DOE-tee
Nick Emmanwori	.....EE-man-wore-ee
Sidney Fugar	.....FOO-garr
Nick Gargiulo	.....garr-JEW-low
Colten Gauthier	.....GOTH-e-air
Trai Jones	.....TREY
Dakereon Joyner	.....duh-CARE-ee-on
Mohamed Kaba	.....KAH-buh
Kai Kroeger	.....rhymes with sky
Xavier Legette	.....ZAY-v-ur la-GET
Xzavier McLeod	.....X-ZAY-v-ur
Reid Mikeska	.....muh-KESS-kuh
Jakai Moore	.....juh-KIGH
Akhnaton Shabazz	.....ahk-NOT-un shu-BAZZ
Jordan Strachan	.....STRAHN
Desmond Umeozulu	.....u-MUH-zoo-loo
Lukas Vozeh	.....vo-ZAY
Jamaal Whyce	.....WHYSS
Jaron Willis	.....JARE-un

### 2022 Carolina Rankings

Category	Avg./No.	SEC	NCAA
Scoring Offense	32.2	7	39
Rushing Offense	118.8	12	106
Passing Offense	260.0	6	41
Passing Efficiency	145.56	6	35
Total Offense	378.8	9	72
Scoring Defense	28.8	10	87
Rushing Defense	198.0	13	117
Passing Defense	206.7	5	34
Pass Eff. Defense	121.76	7	27
Total Defense	404.7	10	89
Kickoff Returns	25.13	2	5
Opp. Kickoff Returns	17.26	2	23
Punt Returns	16.57	2	4
Opp. Punt Returns	4.60	4	27
Net Punting	42.81	2	7
Fumbles Recovered	8	10	53
Fumbles Lost	13	14	123
Passes Intercepted	15	1	14
Passes Had Intercepted	14	14	109
Turnovers Gained	23	2	20
Turnovers Lost	27	14	126
Turnover Margin	-0.31	13	95
Sacks	1.54	12	110
Sacks Allowed	2.38	10	81
Tackles for Loss	4.40	13	121
Tackles for Loss Allowed	7.62	13	119
3rd Down Percentage	.388	10	74
Opp. 3rd Down Pct.	.434	12	114
4th Down Percentage	.591	4	31
Opp. 4th Down Pct.	.556	13	87
Penalties/Game	6.92	10	102
Penalty Yards/Game	63.77	12	115
Time of Possession	28:41	11	96

### 2022 Post-Season Award Winners

#### ALL-AMERICA

Kai Kroeger	Punter	.....First-Team All-America (ESPN.com)
Kai Kroeger	Punter	.....First-Team All-America (The Athletic)
Kai Kroeger	Punter	.....Second-Team All-America (Walter Camp)
Kai Kroeger	Punter	.....Second-Team All-America (AFCA)
Kai Kroeger	Punter	.....Fourth-Team All-American (Phil Steele)
Antwane Wells Jr.	Wide Receiver	.....Honorable Mention All-American (Phil Steele)
Nick Emmanwori	Safety	.....First-Team True Freshman All-America (ESPN.com)
Nick Emmanwori	Flex	.....First-Team True Freshman All-America (PFF)
Nick Emmanwori	Safety	.....First-Team True Freshman All-America (On3)
Nick Emmanwori	Safety	.....Second-Team Freshman All-America (CFN)
Nick Emmanwori	Safety	.....Second-Team Freshman All-America (The Athletic)
DQ Smith	Cornerback	.....Third-Team Freshman All-America (CFN)

#### ALL-SEC

Kai Kroeger	Punter	.....First-Team All-SEC (AP)
Kai Kroeger	Punter	.....First-Team All-SEC (Coaches)
Kai Kroeger	Punter	.....First-Team All-SEC (USA TODAY)
Kai Kroeger	Punter	.....First-Team All-SEC (Phil Steele)
Antwane Wells Jr.	Wide Receiver	.....First-Team All-SEC (Coaches)
Antwane Wells Jr.	Wide Receiver	.....First-Team All-SEC (PFF)
Antwane Wells Jr.	Wide Receiver	.....First-Team All-SEC (Phil Steele)
Nick Emmanwori	Defensive Back	.....Freshman All-SEC (Coaches)
Jovaughn Gwyn	Offensive Lineman	.....Second-Team All-SEC (Coaches)
Tonka Hemingway	Defensive Tackle	.....Second-Team All-SEC (Phil Steele)
Kai Kroeger	Punter	.....Second-Team All-SEC (PFF)
Antwane Wells Jr.	Wide Receiver	.....Second-Team All-SEC (AP)
Hunter Rogers	Long Snapper	.....Second-Team All-SEC (Coaches)
Hunter Rogers	Long Snapper	.....Second-Team All-SEC (Phil Steele)
Cam Smith	Cornerback	.....Second-Team All-SEC (Phil Steele)
Jaheim Bell	Tight End	.....Third-Team All-SEC (PFF)
Jaheim Bell	Tight End	.....Third-Team All-SEC (Phil Steele)
Tonka Hemingway	Defensive Line	.....Third-Team All-SEC (PFF)
Jordan Burch	Defensive End	.....Fourth-Team All-SEC (Phil Steele)
Jovaughn Gwyn	Offensive Guard	.....Fourth-Team All-SEC (Phil Steele)
MarShawn Lloyd	Running Back	.....SEC Community Service Team

#### COACHES' CHOICE AWARDS

Outstanding Student-Athlete Award	.....Jovaughn Gwyn, Tonka Hemingway, Mitch Jeter
Community Service Award	.....Jalen Brooks, Eric Douglas, Peyton Williams
Strength & Conditioning Award	.....Jovaughn Gwyn
Overcoming Adversity Award	.....Jalen Brooks, Sherrod Greene, Josh Vann
Offensive Scout Team Award	.....Cason Henry
Defensive Scout Team Award	.....Donovan Westmoreland
Special Teams Scout Team Award	.....Colin Bryant, Joseph Byrnes
Nutrition Award	.....Kai Kroeger, Devonni Reed

#### PLAYERS' CHOICE AWARDS

Most Outstanding Senior	.....Jovaughn Gwyn, Zacch Pickens
Most Inspirational Walk-On	.....Payton Mangrum
Above All Else Award	.....Nate Adkins, Dakereon Joyner
Steve Spurrier Award (MVP Offense)	.....Antwane Wells Jr.
Joe Morrison Award (MVP Defense)	.....Nick Emmanwori, Zacch Pickens
Jim Carlen Award (MVP Special Teams)	.....Kai Kroeger
Steve Wadiak Team MVP Award	.....Zacch Pickens, Spencer Rattler
Rex Enright Captains' Award	.....Eric Douglas, Jovaughn Gwyn, Brad Johnson Zacch Pickens, Spencer Rattler

#### MISCELLANEOUS

Nick Emmanwori	.....Shaun Alexander Freshman of the Year Semifinalist
Kai Kroeger	.....Ray Guy Award Semifinalist
Kai Kroeger	.....Mortell Award Holder of the Year Finalist
Pete Lembo	.....Broyles Award Assistant Coach of the Year Semifinalist
Pete Lembo	.....Special Teams Coach of the Year Finalist (FootballScoop)
Pete Lembo	.....Special Teams Coach of the Year (Phil Steele)



## Team

- South Carolina finished the 2022 season with an 8-5 record overall and 4-4 in the SEC, a one-game improvement both overall and in the SEC from the 2021 season. After being pegged for fifth by the media in the preseason, the Gamecocks finished third in the SEC Eastern Division behind National Champion Georgia and No. 6 Tennessee.
- The Gamecocks won eight or more games in a season for just the 15th time in 129 seasons of intercollegiate football and for the first time since winning eight games in 2017.
- The Gamecocks were ranked 23rd in the country in both the final Associated Press and USA Today Coaches' polls. It marked the first time since the 2013 season that the Gamecocks finished the season ranked in the top-25 and the 10th time Carolina has finished the season ranked in the final AP poll.
- The Gamecocks defeated No. 5 Tennessee and No. 7 Clemson in the final two games of the regular season, the first time Carolina has posted back-to-back wins over top-10 teams in school history and just the seventh time in history that a school has defeated AP Top-10 opponents in consecutive weeks as an unranked team, the first since 2003.
- The Gamecocks posted three wins over ranked teams, defeating No. 13 Kentucky, No. 5 Tennessee and No. 7 Clemson. It was the sixth time in school history that Carolina defeated three ranked teams in the same season and the first time since 2013. It was also the first time that Carolina defeated three teams that were all ranked in the top 15 in the country.
- The Gamecocks posted their first win in nine tries against Texas A&M, won at Kentucky for the first time since 2012 and defeated Clemson for the first time since 2013.
- The Gamecocks won three road games, winning at Kentucky, Vanderbilt and Clemson. It marked the first time Carolina has won three true road games since the 2013 season.
- South Carolina was selected as the Cheez-It Bowl National Team of the Week as selected by the Football Writers Association of America (FWAA) after its win over Tennessee. It marked the fifth time since 2002 that the Gamecocks have been honored as the National Team of the Week.
- When the Gamecocks won at Clemson, it snapped the Tigers' 40-game home winning streak and brought the Palmetto Trophy home to Columbia for the first time since 2013.
- The TaxSlayer Gator Bowl, featuring South Carolina and Notre Dame, earned a TV rating of 3.1 with 5.766 million viewers. It was the highest rated non-New Year's Six bowl game of the 2022-23 season. Along with the Tennessee game (2.45 rating/4.867 million viewers), the two games were the fifth- and sixth-highest rated Gamecock football games of the last 10 seasons.
- The Gamecocks sold out all six of their Saturday home games and averaged 75,785 for seven home contests, ranking 16th in the country.
- The Gamecocks used 42 different starters on offense (20) and defense (22) in 2022.

## Coaching Staff

- Head Coach Shane Beamer has logged a 15-11 record in two seasons as the Gamecocks' head coach. He is tied with Joe Morrison, Steve Spurrier and Will Muschamp for the most wins in his first two seasons at South Carolina.
- Shane Beamer is the third Carolina coach to take his team to a bowl game in each of his first two seasons, joining Steve Spurrier and Will Muschamp.
- Shane Beamer was recognized as the Bobby Dodd National Coach of the Week twice during the 2022 season, earning the national recognition following wins over Kentucky and Tennessee.
- Associate Head Coach/Special Teams Coordinator Pete Lembo was a semifinalist for the Broyles Award, which goes to the nation's top assistant coach, and was a finalist for the FootballScoop Special Teams Coach of the Year award.

## Offense

- The Gamecocks averaged 32.2 points per game during the 2022 season, ranking 39th in the country. That was nearly a 10-points per game increase over the 2021 campaign when they averaged 22.6 points per game.
- The Gamecocks tallied 30 or more points in nine of 13 games. It marked the first time in school history that Carolina scored 30-plus points nine times in a season. The scored 30 or more points in a game just three times in 2021.
- Wide receiver Antwane "Juice" Wells Jr. earned first-team All-SEC honors after leading the squad with 68 receptions for 928 yards and six touchdowns. Both marks ranked eighth in school history for a single season.
- Spencer Rattler started every game at quarterback. He completed 264-of-399 passes (66.2 percent) for 3,026 yards with 18 touchdowns and 12 interceptions. The 3,026 passing yards was the sixth-highest mark in school history, while the 264 completions ranked second in school history, the 399 pass attempts ranked fifth, the 66.2 percent completion percentage ranked fourth and the 18 touchdowns ranked tied for eighth.
- Center Eric Douglas and second-team All-SEC right guard Jovaughn Gwyn started every game on the offensive line. Douglas played in 57 career games, tying for third on the all-time list with Rodney Paulk and teammate Josh Vann. Gwyn made 47-consecutive starts, tying for the second-longest streak in school history with Brandon Shell behind only T.J. Johnson.

## Defense

- The Gamecocks were solid again in pass defense, ranking 27th in the country in pass efficiency defense and 34th in passing defense, allowing just 206.7 yards per game through the air.
- The Gamecock defense forced 23 turnovers, including eight fumble recoveries and 15 interceptions. The 23 turnovers forced ranked second in the SEC and 20th in the country, while the 15 picks ranked first in the league and 14th in the nation.
- Safety Nick Emmanwori earned true freshman All-America honors from several publications. Emmanwori was also named to the SEC All-Freshman team.
- The Gamecocks scored two defensive touchdowns, both on interception returns in the TaxSlayer Gator Bowl against Notre Dame.
- Linebacker Brad Johnson played in his 59th career game, second on the all-time list behind only Parker White.

## Special Teams

- The Gamecocks boasted the nation's top-ranked special teams unit, earning the No. 1 spot in ESPN's special teams efficiency ranking.
- South Carolina ranked fourth in the country in punt returns (16.6), fifth in kickoff returns (25.1), seventh in net punting (42.8), 23rd in opponent kickoff returns (17.3) and 27th in opponent punt returns (4.6).
- The Gamecocks tied for third in the country with six blocked kicks and tied for second with five blocked punts.
- The Gamecocks scored five special teams touchdowns – two blocked punt returns, one kick return, one fake punt and one fake field goal.
- Junior punter Kai Kroeger was an All-American and first-team All-SEC selection. Long snapper Hunter Rogers earned second-team All-SEC honors.
- Placekicker Mitch Jeter was a perfect 11-for-11 in field goal attempts in 2022, including a pair of 50-plus yarders. Jeter and Eddie Leopard (12-for-12 in 1980) are the only kickers in school history to make all of their field goal attempts in a season with a minimum of 10 attempts.



**August 26**

Hawai'i at Vanderbilt

**September 2**

**South Carolina vs North Carolina**

UMass at Auburn  
 UT Martin at Georgia  
 South Dakota at Missouri  
 Florida at Utah  
 Alabama A&M at Vanderbilt  
 Tennessee at Virginia  
 Middle Tennessee State at Alabama  
 Western Carolina at Arkansas  
 Ball State at Kentucky  
 Southeast Louisiana at Mississippi State  
 Mercer at Ole Miss  
 New Mexico at Texas A&M

**September 3**

LSU at Florida State

**September 9**

**Furman at South Carolina**

Texas at Alabama  
 Kent State at Arkansas  
 McNeese at Florida  
 Ball State at Georgia  
 Eastern Kentucky at Kentucky  
 Texas A&M at Miami (Fla.)  
 Auburn at California  
 Grambling at LSU  
 Arizona at Mississippi State  
 Middle Tennessee State at Missouri  
 Austin Peay at Tennessee  
 Ole Miss at Tulane  
 Vanderbilt at Wake Forest

**September 16**

**South Carolina at Georgia\***

Tennessee at Florida\*  
 LSU at Mississippi State\*  
 BYU at Arkansas  
 UL Monroe at Texas A&M  
 Samford at Auburn  
 Akron at Kentucky  
 Kansas State at Missouri  
 Georgia Tech at Ole Miss  
 Alabama at South Florida  
 Vanderbilt at UNLV

**September 23**

**Mississippi State at South Carolina\***

Auburn at Texas A&M\*  
 Ole Miss at Alabama\*  
 Arkansas at LSU\*  
 Kentucky at Vanderbilt\*  
 UTSA at Tennessee  
 Charlotte at Florida  
 UAB at Georgia  
 Missouri at Memphis

**September 30**

**South Carolina at Tennessee\***

Texas A&M at Arkansas\*  
 Missouri at Vanderbilt\*  
 Georgia at Auburn\*  
 Florida at Kentucky\*  
 Alabama at Mississippi State\*  
 LSU at Ole Miss\*

**October 7**

Kentucky at Georgia\*  
 LSU at Missouri\*  
 Arkansas at Ole Miss\*  
 Vanderbilt at Florida\*  
 Alabama at Texas A&M\*  
 Western Michigan at Mississippi State

**October 14**

**Florida at South Carolina\***

Texas A&M at Tennessee\*  
 Arkansas at Alabama\*  
 Missouri at Kentucky\*  
 Auburn at LSU\*  
 Georgia Vanderbilt\*

**October 21**

**South Carolina at Missouri\***

Ole Miss at Auburn\*  
 Tennessee at Alabama\*  
 Mississippi State at Arkansas\*  
 Army at LSU

**October 28**

**South Carolina at Texas A&M\***

Georgia at Florida\*  
 Vanderbilt at Ole Miss\*  
 Mississippi State at Auburn\*  
 Tennessee at Kentucky\*

**November 4**

**Jacksonville State at South Carolina**

Missouri at Georgia\*  
 Texas A&M at Ole Miss\*  
 Auburn at Vanderbilt\*  
 LSU at Alabama\*  
 Arkansas at Florida\*  
 Kentucky at Mississippi State\*  
 UConn at Tennessee

**November 11**

**Vanderbilt at South Carolina\***

Tennessee at Missouri\*  
 Auburn at Arkansas\*  
 Ole Miss at Georgia\*  
 Alabama at Kentucky\*  
 Florida at LSU\*  
 Mississippi State at Texas A&M\*

**November 18**

**Kentucky at South Carolina\***

Florida at Missouri\*  
 Georgia at Tennessee\*  
 Chattanooga at Alabama  
 FIU at Arkansas  
 Abilene Christian at Texas A&M  
 New Mexico State at Auburn  
 Georgia State at LSU  
 Southern Miss at Mississippi State  
 UL Monroe at Ole Miss

**November 23**

Ole Miss at Mississippi State\*

**November 25**

**Clemson at South Carolina**

Vanderbilt at Tennessee\*  
 Missouri at Arkansas\*  
 Alabama at Auburn\*  
 Texas A&M at LSU\*  
 Georgia at Georgia Tech  
 Kentucky at Louisville  
 Florida St at Florida

**December 2**

2023 SEC Championship Game  
 Mercedes-Benz Stadium  
 Atlanta, Ga.





SHANE  
BEAMER



# COACHING STAFF



# SHANE BEAMER



<b>Full Name:</b> Shane Oakley Beamer
<b>Born:</b> March 31, 1977 in Charleston, S.C.
<b>Hometown:</b> Blacksburg, Va.
<b>Wife:</b> Emily
<b>Children:</b> Sutton, Olivia and Hunter
<b>High School:</b> Blacksburg (1995)
<b>College:</b> Virginia Tech (1999)
Tennessee (2003)

Shane Beamer, one of the rising stars among coaches in college football, has completed two seasons as the University of South Carolina's head coach. He was named the Gamecocks' 36th head football coach on Dec. 6, 2020.

Beamer had a successful first season in Columbia, improving the Gamecocks by 3.5 games, from a 2-8 mark in 2020 to a 7-6 campaign in 2021, including a convincing win over North Carolina in the Duke's Mayo Bowl. He tied the school record for wins by a first-year head coach, doubled the preseason's expected win total and surpassed the win total of the two previous seasons combined, earning him a share of the Steve Spurrier First-Year Coach of the Year Award, presented by the Football Writers Association of America (FWAA). Safety Jaylan Foster earned All-America honors and three players were selected in the NFL Draft following his inaugural season.

In 2022, the team again exceeded expectations, finishing third in the SEC East while recording eight wins, including three wins over ranked opponents. The Gamecocks won eight games for just the 15th time in 129 seasons and for the first time since winning eight in 2017. The Gamecocks were ranked 23rd in the country in both the final AP and USA Today Coaches' polls. It marked the first time since 2013 that the Gamecocks finished the season ranked in the top-25 and the 10th time Carolina has finished the season ranked in the final AP poll. The Gamecocks defeated No. 5 Tennessee and No. 7 Clemson in the final two games of the regular season, the first time Carolina has posted back-to-back wins over top-10 teams in school history and just the seventh time in history that a school has defeated AP Top-10 opponents in consecutive weeks as an unranked team, the first since 2003. Punter Kai Kroeger earned All-America honors, leading a special teams unit ranked No. 1 in the country.

With a 15-11 mark, Coach Beamer has matched Joe Morrison, Steve Spurrier and Will Muschamp for the most wins by a head football coach in his first two seasons at Carolina.

Prior to his first head coaching stint, Beamer had been an assistant coach at seven Football Bowl Subdivision schools for 21 seasons. During his career as an assistant, he coached in 17 bowl games, including a College Football Playoff National Championship Game, posted 18 non-losing seasons, six of those with double-digit victories, and his teams won 63 percent of its games. He has coached all three phases of the game - offense, defense and special teams.

Beamer is not new to South Carolina. The Charleston, S.C. native, served as an assistant coach with the Gamecocks for four seasons from 2007-10 under head coach Steve Spurrier. In 2007, he served as the outside linebackers coach and co-special teams coordinator. He mentored the cornerbacks in 2008, then coached the Spurs and strong safeties and was both the special teams coordinator and recruiting coordinator in 2009 and 2010, setting the foundation for the most successful run in Gamecock Football history.

In 2009 at South Carolina, Beamer was nominated for the Frank Broyles Award, which goes annually to the nation's top assistant coach. His special teams' units recorded five blocked kicks that season, tying for the SEC lead and tying for the eighth-highest total in the nation. He also helped coach a defensive unit that ranked third in the SEC and 15th in the country in total defense, and second in the league and eighth in the country in passing defense.

As the Gamecocks' recruiting coordinator, his 2009 class was ranked 12th-

best in the country, and the 2010 and 2011 classes were ranked in the Top 25.

During his tenure as recruiting coordinator, nine Gamecocks were selected in the NFL Draft, including first round selection Stephen Gilmore (Buffalo) and second round picks Alshon Jeffery (Chicago) and D.J. Swearingen (Houston).

The Gamecocks all-time winningest quarterback, Connor Shaw, and rushing touchdown leader, Marcus Lattimore, were also in the 2010 class.

Beamer has been a part of building programs throughout his career. He has been on three coaching staffs where the head coach was in his first or second season at the school. He joined Sylvester Croom's staff at Mississippi State in his first season, Kirby Smart's program at Georgia in his first season, and Lincoln Riley's unit at Oklahoma in his second season.

Beamer came to Carolina from Oklahoma, where he served as the assistant head coach for offense and mentored the tight ends and H-backs for three highly-successful seasons. In 2020, Oklahoma ranked sixth in the country in scoring (43.0), 11th in total offense (494.7) and 14th in passing offense (315.0). In 2019, the Sooners led the nation in yards per play (8.0) and ranked third in total offense (537.6) and fourth in passing efficiency rating (187.0). Oklahoma led the nation in total offense (570.3), scoring offense (48.4) and yards per play (FBS-record 8.6), and ranked second in passing efficiency rating (194.9) in 2018.

Prior to his arrival in Norman, Beamer spent two seasons on the staff at Georgia as tight ends coach and special teams coordinator under Kirby Smart. The Bulldogs posted a 21-7 combined record with Beamer on staff. In 2017, the Bulldogs won the SEC Championship and finished second in the nation, falling in the CFP title game to Alabama in overtime. His special teams ranked eighth nationally in net punting (41.7), and 20th in kickoff returns (23.5) while blocking four kicks.

The son of Hall of Fame coach, Frank Beamer, he worked with his father as the associate head coach and running backs coach at Virginia Tech from 2011-15. In his first year, he coached David Wilson, who broke the Tech single-season rushing record and was named All-American and ACC Player of the Year and went on to become a first-round NFL draft selection by the New York Giants. Shane served as the Hokies' acting head coach in the 2014 Military Bowl win while his father watched from the press box following throat surgery.

Beamer's first full-time coaching position was at Mississippi State, joining the Bulldogs in 2004 as cornerbacks coach and recruiting coordinator. In his first two seasons at State, he guided three defensive backs to SEC All-Freshman Team accolades. He maintained the recruiting coordinator title but made the move to running backs coach in the spring of 2006 where he tutored running back Anthony Dixon to SEC All-Freshman honors.

Beamer spent three seasons (2001-03) as a graduate assistant at Tennessee, helping with the cornerbacks and assisting in all special teams areas. He also oversaw game opponent scouting while earning a master's degree in sport management in December 2003.

Before joining the staff at Tennessee, he worked one season (2000) as a graduate assistant at Georgia Tech, helping with the Yellow Jacket quarterbacks and wide receivers.

A December 1999 graduate of Virginia Tech, Beamer was a member of five bowl teams (1995-99 seasons) and three Big East Conference championship squads on the Hokie football team as a long snapper and wide receiver. He was a long snapper on the 1999 Virginia Tech team that played for the BCS National Championship.

Beamer and his wife, Emily, are the parents of three children - two daughters, Sutton and Olivia, both born in Columbia, and a son, Hunter, born in Blacksburg, Va.





### Beamer Through the Years

Year	School	Position	Record	Conf.	Head Coach	Bowl Game
1995	Virginia Tech	WR/Long Snapper	10-2	6-1	Frank Beamer	Sugar
1996	Virginia Tech	WR/Long Snapper	10-2	6-1	Frank Beamer	Orange
1997	Virginia Tech	WR/Long Snapper	7-5	5-2	Frank Beamer	Gator
1998	Virginia Tech	WR/Long Snapper	9-3	5-2	Frank Beamer	Music City
1999	Virginia Tech	WR/Long Snapper	11-1	7-0	Frank Beamer	Sugar
2000	Georgia Tech	Graduate Assistant	9-3	6-2	George O'Leary	Peach
2001	Tennessee	Graduate Assistant	11-2	7-1	Phillip Fulmer	Citrus
2002	Tennessee	Graduate Assistant	8-5	5-3	Phillip Fulmer	Peach
2003	Tennessee	Graduate Assistant	10-3	6-2	Phillip Fulmer	Peach
2004	Mississippi State	Cornerbacks/RC	3-8	2-6	Sylvester Croom	-
2005	Mississippi State	Cornerbacks/RC	3-8	1-7	Sylvester Croom	-
2006	Mississippi State	Running Backs/RC	3-9	1-7	Sylvester Croom	-
2007	South Carolina	OLB/Co-ST Coord.	6-6	3-5	Steve Spurrier	-
2008	South Carolina	Cornerbacks	7-6	4-4	Steve Spurrier	Outback
2009	South Carolina	Spurs/SS/STC/RC	7-6	3-5	Steve Spurrier	Papajohns.com
2010	South Carolina	Spurs/SS/STC/RC	9-5	5-3	Steve Spurrier	Chick-fil-A
2011	Virginia Tech	AHC/Running Backs	11-3	7-1	Frank Beamer	Sugar
2012	Virginia Tech	AHC/Running Backs	7-6	4-4	Frank Beamer	Russell Athletic
2013	Virginia Tech	AHC/Running Backs	8-5	5-3	Frank Beamer	Sun
2014	Virginia Tech	AHC/Running Backs	7-6	3-5	Frank Beamer	Military
2015	Virginia Tech	AHC/Running Backs	7-6	4-4	Frank Beamer	Independence
2016	Georgia	Tight Ends/STC	8-5	4-4	Kirby Smart	Liberty
2017	Georgia	Tight Ends/STC	13-2	7-1	Kirby Smart	Rose (CFP)/ CFP Championship
2018	Oklahoma	AHC/TE/H-Backs	12-2	8-1	Lincoln Riley	Orange (CFP)
2019	Oklahoma	AHC/TE/H-Backs	12-2	8-1	Lincoln Riley	Peach (CFP)
2020	Oklahoma	AHC/TE/H-Backs	9-2	6-2	Lincoln Riley	Cotton
2021	South Carolina	Head Coach	7-6	3-5	Shane Beamer	Duke's Mayo
2022	South Carolina	Head Coach	8-5	4-4	Shane Beamer	TaxSlayer Gator

#### TOTALS

1995-99	Virginia Tech	Player	47-13	29-6
2000	Georgia Tech	Graduate Assistant	9-3	6-2
2001-03	Tennessee	Graduate Assistant	29-10	18-6
2004-06	Mississippi State	Assistant Coach	9-25	4-20
2007-10	South Carolina	Assistant Coach	29-23	15-17
2011-15	Virginia Tech	Assistant Coach	40-26	23-17
2016-17	Georgia	Assistant Coach	21-7	11-5
2018-20	Oklahoma	Assistant Coach	33-6	22-4
2021-22	South Carolina	Head Coach	15-11	7-9
<b>1995-99 TOTAL</b>	<b>Player</b>	<b>47-13</b>	<b>29-6</b>	
<b>2000-03 TOTAL</b>	<b>Graduate Assistant</b>	<b>38-13</b>	<b>24-8</b>	
<b>2004-20 TOTAL</b>	<b>Assistant Coach</b>	<b>132-87</b>	<b>75-63</b>	
<b>2021-22 TOTAL</b>	<b>Head Coach</b>	<b>15-11</b>	<b>7-9</b>	
<b>OVERALL</b>		<b>232-124</b>	<b>135-86</b>	



### Beamer in Bowl Games

Year	School	Opponent	Bowl Game	Result
1995	Virginia Tech	Texas	Sugar	W, 28-10
1996	Virginia Tech	Nebraska	Orange	L, 21-41
1997	Virginia Tech	North Carolina	Gator	L, 3-42
1998	Virginia Tech	Alabama	Music City	W, 38-7
1999	Virginia Tech	Florida State	Sugar	L, 29-46
2000	Georgia Tech	LSU	Peach	L, 14-28
2001	Tennessee	Michigan	Citrus	W, 45-17
2002	Tennessee	Maryland	Peach	L, 3-30
2003	Tennessee	Clemson	Peach	L, 14-27
2008	South Carolina	Iowa	Outback	L, 10-31
2009	South Carolina	UConn	Papajohns.com	L, 7-20
2010	South Carolina	Florida State	Chick-fil-A	L, 17-26
2011	Virginia Tech	Michigan	Sugar	L, 20-23
2012	Virginia Tech	Rutgers	Russell Athletic	W, 13-10
2013	Virginia Tech	UCLA	Sun	L, 12-42
2014	Virginia Tech	Cincinnati	Military	W, 33-17
2015	Virginia Tech	Tulsa	Independence	W, 55-52
2016	Georgia	TCU	Liberty	W, 31-23
2017	Georgia	Oklahoma	Rose (CFP)	W, 54-48
		Alabama	CFP Championship	L, 23-26
2018	Oklahoma	Alabama	Orange (CFP)	L, 34-45
2019	Oklahoma	LSU	Peach (CFP)	L, 28-63
2021	South Carolina	North Carolina	Duke's Mayo	W, 38-21
2022	South Carolina	Notre Dame	TaxSlayer Gator	L, 38-45

### Under Beamer

	2022	All
Overall	8-5	15-11
Home	5-2	10-4
Road	3-2	4-6
Neutral	0-1	1-1
August	0-0	0-0
September	3-2	5-4
October	2-1	4-3
November	3-1	5-3
December	0-1	1-1
January	0-0	0-0
Leading after 1st Quarter	5-1	10-2
Tied after 1st Quarter	1-0	1-0
Trailing after 1st Quarter	2-4	4-9
Leading at Halftime	6-1	11-1
Tied at Halftime	1-0	2-0
Trailing at Halftime	1-4	2-10
Leading after 3rd Quarter	7-0	12-0
Tied after 3rd Quarter	0-1	1-1
Trailing after 3rd Quarter	1-4	2-10
When Scoring First	7-1	12-2
When Opp. Scores First	1-4	3-9
Largest Halftime Lead	22	29
Largest Halftime Deficit	24	31
Come From Behind Win	14	14
Score 20-plus Points	8-2	15-4
Score 30-plus Points	7-2	10-2
Opponents Score 20 or less	4-0	10-1
Decided by 3 or less	1-0	3-1
Decided by 7 or less	2-1	5-3
Decided by 8 or less	2-1	5-3
Decided by 10 or less	3-1	7-3
Rush for 100-plus Yards	6-0	12-1
Rush for 150-plus Yards	5-0	8-1
Pass for 200-plus Yards	6-2	10-5
Pass for 300-plus Yards	2-1	3-1
Total 400-plus Yards	5-1	9-1
Opp. Rush 100 yards or less	1-0	3-0
Opp. Pass 200 yards or less	4-1	8-5
Opp. Total 300 yards or less	2-0	4-0
Commit More Turnovers	1-4	3-7
Commit Fewer Turnovers	4-1	7-3
Commit Equal Turnovers	3-0	5-1
Lead in Time of Possession	3-0	9-2
Trail in Time of Possession	5-5	6-9
Games with a Def. Score	0-1	4-1
Games with a Blocked Kick	3-1	5-2





**DOWELL LOGGAINS**  
**Offensive Coordinator/  
 Quarterback Coach**

- ◆ First year at South Carolina.
- ◆ Spent the past two seasons as the tight ends coach at Arkansas.
- ◆ Spent 16 years in the NFL (2005-2020) with six different organizations, primarily as a quarterbacks coach, including seven seasons as an offensive coordinator.
- ◆ Walked-on at Arkansas where he became a four-year letterwinner.



**CLAYTON WHITE**  
**Defensive Coordinator/  
 Inside Linebackers Coach**

- ◆ Third year at South Carolina.
- ◆ A four-time nominee for the Broyles Award including 2021.
- ◆ Mentored three defensive players who earned NFL Combine invites this past year.
- ◆ Most recently served as the DC at Western Kentucky.
- ◆ An NC State grad who logged three seasons in the NFL.



**MONTARIO HARDESTY**  
**Running Backs Coach**

- ◆ Third year at South Carolina.
- ◆ Had two players invited to the NFL Combine in 2022.
- ◆ Most recently was the wide receivers coach at Charlotte.
- ◆ Running back who played his collegiate ball at Tennessee.
- ◆ Was a second-round pick by the Cleveland Browns in the 2010 NFL Draft.
- ◆ A native of New Bern, N.C.



**TORRIAN GRAY**  
**Defensive Backs Coach**

- ◆ Third year at South Carolina.
- ◆ Mentored safety Nick Emmanwori to Freshman All-America honors in 2022.
- ◆ Most recently worked as the cornerbacks coach at Florida.
- ◆ Boasts NFL coaching experience with Washington and Chicago.
- ◆ Coached at Virginia Tech, his alma mater, for 10 years following his NFL career.



**JUSTIN STEPP**  
**Wide Receivers Coach**

- ◆ Third year at South Carolina.
- ◆ Most recently served as the wide receivers coach at Arkansas.
- ◆ Was a finalist for the 2017 FootballScoop Wide Receivers Coach of the Year award.
- ◆ Local product who was raised in the Columbia area and attended Pelion High School.
- ◆ Twin brother, Josh, is an assistant coach at Cincinnati.



**JIMMY LINDSEY**  
**Defensive Line Coach**

- ◆ Third year at South Carolina.
- ◆ Most recently was on Lovie Smith's staff at Illinois.
- ◆ Worked on the Western Kentucky staff with Clayton White from 2017-19.
- ◆ Born in Cheraw, S.C. and grew up in Morven, N.C.
- ◆ Participated in the NFL's Minority Coaching Internship program with four teams.



**LONNIE TEASLEY**  
**Offensive Line Coach**

- ◆ Third year at South Carolina.
- ◆ First year as the full-time offensive line coach.
- ◆ Served as the O-line coach in 2022 on an interim basis.
- ◆ Was an analyst on Shane Beamer's first staff at Carolina.
- ◆ Served as the offensive line coach at Tennessee Tech (2017), Arkansas-Pine Bluff (2018) and North Carolina Central (2019-20).



**STERLING LUCAS**  
**Outside Linebackers/  
 Defensive Ends Coach**

- ◆ Second year at South Carolina.
- ◆ Orangeburg, S.C. native who joined the staff in January of '22.
- ◆ Spent 2021 as an assistant defensive line coach for the Jacksonville Jaguars.
- ◆ Spent five seasons (2016-20) with the Baltimore Ravens.
- ◆ Began his coaching career at his alma mater, NC State.



**JODY WRIGHT**  
**Tight Ends Coach**

- ◆ Second year at South Carolina.
- ◆ Spent the prior two seasons with the New York Football Giants.
- ◆ Also worked in the NFL for the Cleveland Browns.
- ◆ Last worked at the collegiate level in 2018 at UAB.
- ◆ Owns four national championship rings in two stints at Alabama under Nick Saban.
- ◆ Played at Jacksonville State.



**PETE LEMBO**  
**Associate Head Coach/  
 Special Teams Coordinator**

- ◆ Third year at South Carolina.
- ◆ A semifinalist for the Broyles Award, a finalist for Football Scoop's Special Teams Coach of The Year, and Phil Steele's Special Teams Coach of the Year in 2022.
- ◆ Led by All-America punter Kai Kroeger, his special teams units ranked No. 1 in the nation in 2022.
- ◆ Head coach at three stops.



**Greg Adkins**  
Analyst - Offense



**Donnie Both**  
Graduate Assistant - Defense



**Caroline Coleman**  
Coordinator - FB Operations



**Luke Day**  
Dir. - FB Strength & Conditioning



**Patrick DiMarco**  
NIL/Football Relations



**Brandon Dubuy**  
Asst. Dir. - FB Equipment Ops



**Taylor Edwards**  
Director - Player Personnel



**Kim Fields**  
Asst to the HC/Asst. Dir. FB Ops



**Bobby Fieman**  
Football Academic Advisor



**Josh Fike**  
Asst. Football Athletic Trainer



**David Fox**  
Asst. Communications Director



**Julian Franklin**  
Performance Dietitian & Chef



**Zach Frehse**  
Director - Graphic Design



**Clint Haggard**  
Head Football Athletic Trainer



**Shuler Hayes**  
Asst. Dir. - FB Equipment Ops



**Kelsey Hounshell**  
Asst. Football Athletic Trainer



**Matt Ikawa**  
G.A. - Strength & Conditioning



**Jessica Jackson**  
Director - On-Campus Recruiting



**Charles Jackson Jr.**  
Dir. - Character & Life Skills



**Jayson Jeffers**  
Graphic Designer



**Michael Johnson**  
Asst. Dir. - Strength & Conditioning



**Justin Light**  
Director - Football Academics



**Grace Long**  
Performance Nutrition Coord.



**Paul McGee**  
Asst. Dir. - Video Services



**Rawn Miro**  
Asst. Dir. - Video Services



**Mark Mixon**  
Asst. Dir. - Video Services



**Trey Money**  
Graduate Assistant - Defense



**Derrick Moore**  
Exec. Dir. - Character & Develop.



**Chip Morton**  
Asst. Dir. - Strength & Conditioning



**Jasmin Moses**  
Asst. Dir. - On-Campus Recruiting



**Will Mullins**  
G.A. - Strength & Conditioning



**Jared Muth**  
Asst. Football Athletic Trainer



**Mitch Okey**  
Asst. Dir. - Strength & Conditioning



**Abby Pilla**  
Football Chef



**Sarah Ptak**  
Dietitian



**Christian Raver**  
Video Coordinator



**Kent Reichert**  
Assoc. Communications Director



**John Rudnicki**  
Graduate Assistant - Offense



**Nate Sedergren**  
Asst. Dir. - Strength & Conditioning



**Patrick Shine**  
Coord. - Performance Analytics



**Ahmad Smith**  
Analyst - Defense



**Larry Waters**  
Director - FB Equipment Ops



**Riley Watkins**  
Graduate Assistant - Offense



**Shaq Wilson**  
Analyst - Defense



**Clyde Wrenn**  
Dir. - High School Relations



**George Wynn**  
Associate AD - FB Operations



**Ryan Yurachek**  
Analyst - Offense



**Tyler Zielenske**  
Analyst - Special Teams



**Cocky**  
Mascot



**Michael Amiridis**  
President



**Eva Monsma**  
Faculty Representative



**Ray Tanner**  
Athletics Director



**Chance Miller**  
Senior Deputy Athletics Director



**Judy Van Horn**  
Deputy AD/Internal Ops/Risk Mgmt



**Jeff Tallant**  
Chief Financial Officer



**Charles Bloom**  
Executive Associate AD/CCO



**Maria Hickman**  
Exec. Assoc. AD/SWA/Diversity



**Chris Rogers**  
Executive Associate AD/Admin.



**Jeff Davis**  
Senior Assoc. AD/Ops & Facilities



**Lance Grantham**  
Senior Associate AD/Ticketing



**Wayne Hiott**  
Associate AD/Development



**Andy Humes**  
Sr. Assoc. AD/Compliance



**John Kasik**  
Sr. Assoc. AD/Sports Medicine



**Charlie Ball-Burrell**  
Associate AD/Academics



**Clark Cox**  
Associate AD/Facility Services



**Hilary Cox**  
Associate AD/Administration



**Steve Fink**  
Associate AD/Communications



**Justin King**  
Assoc. AD/New & Creative Media



**Kyle Lipsey**  
Assoc. AD/Apparel Operations



**Joe Lisle**  
Associate AD - Video Services



**Dan Stahl**  
Assoc. AD/Revenue Generation



**Erin Abbey**  
Assistant AD/Compliance



**Tim Flanagan**  
Asst. AD/Sports Turf Operations



**Megan Kennington**  
Asst. AD/Event Management



**Diana Koval**  
Assistant AD/Communications



**Angie Ludwig**  
Asst. AD/Compliance Eligibility



**Tyson Lusk**  
Asst. AD/Development



**Joe O'Clair**  
Asst. AD/Marketing & Fan Exp.



**Michael Stovall**  
Asst. AD/Student-Athlete Develop.



**Clay Wilson**  
Assistant AD/Ticketing



**Blake Woodward**  
Assistant AD/Ticket Sales



**Johnny Gregory**  
Special Assistant to the AD



**Charles Waddell**  
Special Assistant to the AD




The Cyndi and Kenneth Long Family Football Operations Center opened in 2019 and is adjacent to the Jerri and Steve Spurrier Indoor Practice Facility and outdoor practice fields.



SPENCER  
RATTLER



# THE GAMECOCKS

**MARIO ANDERSON** **24**  
 RB | 5-9 | 208 | R-SR | TR  
 SUMMERVILLE, S.C.  
 (STRATFORD/NEWBERRY)

Transfer running back who joined the squad in January... expected to compete for a starting role in his first season with the Gamecocks... played the last three seasons at Division II Newberry College where he accumulated 3,301 yards rushing, third in school history, and 35 rushing touchdowns... earned first-team All-America honors and was a finalist for the Harlon Hill Trophy... carried the pigskin 513 times for an average of 6.4-yards per tote during his career... rushed for over 100 yards in 16 of 29 games... coached by Todd Knight.

**2022 (Redshirt Junior)**

Named first-team All-America by the Associated Press, second-team All-America by the Division II Conference Commissioners Association, and first-team All-South Atlantic Conference... one of nine finalists for the Harlon Hill Trophy... named the Piedmont Division Offensive Player of the Year after rushing for a school record 1,560 yards, the sixth-highest mark in conference history... carried 211 times (7.4 per rush) with 19 touchdowns (second in school history and sixth in the country) in 10 games for Newberry... averaged 156.0 yards per game on the ground, third in the country... added six receptions for 25 yards... rushed for over 200 yards against both Catawba (246) and Lenoir-Rhyne (243) and had nine games of 100 or more yards rushing... set a new NCAA record for rushing yards in a quarter with 201 posted against Lenoir-Rhyne in the fourth quarter of that contest... scored a rushing touchdown in every game played... the Wolves posted a 9-2 record and won the conference championship.

**2021 (Redshirt Sophomore)**


Earned first-team All-South Atlantic Conference honors after rushing for 1,237 yards on 233 carries in 13 games for the Wolves... scored 12 rushing touchdowns and averaged 5.3-yards per carry... also caught 12 passes for 91 yards... Newberry posted a 10-3 record and reached the second round of the Division II playoffs.

**2020 (Redshirt Freshman)**

Played in all six games for Newberry... rushed 69 times for 504 yards, an average of 7.3-yards per carry... scored four rushing touchdowns... added three receptions for 19 yards... the Wolves posted a 5-1 record while playing in the spring of 2021, due to COVID-19.


**2019 (Freshman)**

Redshirted as a true freshman at Newberry.



**MARKEE ANDERSON** **58**  
 OL | 6-4 | 307 | FR | HS  
 ROEBUCK, S.C.  
 (DORMAN)

True freshman who enrolled in January and will go through spring drills... powerful, athletic and smart... considered a combo guard/tackle, but will most likely get more reps at guard in the spring.



**TANNER BAILEY** **15**  
 QB | 6-1 | 200 | R-FR | SQ  
 GORDO, ALA.  
 (GORDO)

Highly-regarded quarterback prospect who will be going through his first spring practice... possesses super arm talent... can run well enough to protect himself to extend the play, but more of a true pocket passer... has a high football IQ and mental makeup.

**2022 (Freshman)**

Redshirted in his first season in Columbia... did not appear in any games... made several road trips with the squad as the third quarterback.




**KAJUAN BANKS** **13**  
 DB | 5-10 | 187 | SO | 1L  
 TALAHASSEE, FLA.  
 (GODBY)

Defensive back who gained significant experience as a true freshman in 2022, primarily on special teams... will be going through his first spring drills with the squad... should challenge for a starting role at nickel or safety in 2023.

**2022 (Freshman)**

Played in all 13 games as a true freshman, primarily on special teams... logged six tackles including a pair of solo stops... credited with one pass breakup against Georgia State... notched two tackles on two occasions, getting a pair of stops against both Charlotte and Florida.

BANKS' STATISTICS											
Year	GP/GS	UT	AT	TT	TFL	QBS	INT	PBU	QBH	FF	FR
2022	13/0	2	4	6	0.0-0	0.0-0	0	1	0	0	0



**NICK BARRETT** **93**  
 DL | 6-3 | 325 | JR | 2L  
 GOLDSBORO, N.C.  
 (EASTERN WAYNE)

Third-year player who made strides over the past year... strong, powerful and smart player who does everything right, on and off the field... expected to be a leader in the room and on the field as his role increases.


**2022 (Sophomore)**

Played in all 13 games as a sophomore defensive lineman and special teams performer... credited with 14 tackles, one quarterback hurry, one pass breakup and one interception... posted a career-high three tackles in the TaxSlayer Gator Bowl against Notre Dame... logged his first quarterback hurry and intercepted his first career pass in that contest... credited with two stops each against Arkansas, South Carolina State, Missouri and Tennessee... named to the SEC Fall Academic Honor Roll.

**2021 (Freshman)**

Enrolled at South Carolina in January and went through spring drills... earned a letter after appearing in nine games, primarily on special teams... did not record any statistics... named to the SEC Fall Academic Honor Roll and the 2021-22 SEC First-Year Academic Honor Roll.

BARRETT'S STATISTICS											
Year	GP/GS	UT	AT	TT	TFL	QBS	INT	PBU	QBH	FF	FR
2021	9/0	0	0	0	0.0-0	0.0-0	0	0	0	0	0
2022	13/0	3	11	14	0.0-0	0.0-0	1	1	1	0	0
<b>Total</b>	<b>22/0</b>	<b>3</b>	<b>11</b>	<b>14</b>	<b>0.0-0</b>	<b>0.0-0</b>	<b>1</b>	<b>1</b>	<b>1</b>	<b>0</b>	<b>0</b>



**DJ BLACK** **31**  
 WR | 6-1 | 195 | R-FR | SQ  
 INMAN, S.C.  
 (CHAPMAN)

Second year walk-on wide receiver... is young and raw but has shown some ability... needs to continue to develop... competed in track in the spring.



**2022 (Freshman)**

True freshman walk-on who joined the squad in the summer... did not see any game action... redshirted in his first year in Columbia.



**JACE  
BLACKSHEAR** **30**  
DB | 5-8 | 175 | R-FR | SQ  
HILTON HEAD, S.C.  
(HILTON HEAD CHRISTIAN ACADEMY)

Second year walk-on who adds depth to the cornerback position.

**2022 (Freshman)**

True freshman walk-on defensive back... joined the squad in the summer... did not see any game action... redshirted in his first season with the Gamecocks.



**O'MEGA  
BLAKE** **89**  
WR | 6-2 | 190 | R-SO | SQ  
ROCK HILL, S.C.  
(SOUTH POINTE)

Third-year wide receiver... has shown some flashes, but needs to gain consistency to see more regular playing time in the fall... two of his four career appearances and his only statistics have come in bowl games.

**2022 (Redshirt Freshman)**

Saw action in three games... targeted twice and caught one pass for one yard in the TaxSlayer Gator Bowl against Notre Dame... also saw brief action against Florida and Tennessee late in the season.

BLAKE'S STATISTICS							
-RUSHING-							
Year	GP/GS	Att	Yds	Avg	TD	Long	
2021	1/0	1	-9	-9.0	0	-	
2022	3/0	0	0	-	0	-	
<b>Total</b>	<b>3/0</b>	<b>1</b>	<b>-9</b>	<b>-9.0</b>	<b>0</b>	<b>-</b>	
-RECEIVING-							
Year	GP/GS	Rec	Yds	Avg	TD	Long	
2021	1/0	0	0	-	0	-	
2022	3/0	1	1	1.0	0	1	
<b>Total</b>	<b>3/0</b>	<b>1</b>	<b>1</b>	<b>1.0</b>	<b>0</b>	<b>1</b>	

**2021 (Freshman)**

True freshman who worked with the scout team most of the year... made his Gamecock debut in the Duke's Mayo Bowl win over North Carolina... was tackled for a nine-yard loss on a reverse, the only time he touched the ball... redshirted.



**STONE  
BLANTON** **52**  
LB | 6-2 | 235 | SO | 1L  
JACKSON, MISS.  
(MADISON-RIDGELAND ACADEMY)

Second-year linebacker... gained some good experience as a true freshman in 2022... possesses good football IQ... can diagnose a play... needs to take more of a leadership role playing in the middle of the defense.

**2022 (Freshman)**

True freshman who saw action in 12 of 13 games... Did not see action against Charlotte... accumulated seven tackles, including five solo stops... credited with 1.5 tackles for loss and one pass breakup... logged a pair of tackles against both Texas A&M and Florida... notched his first career tackle for loss and pass breakup in the win over South Carolina State... also had a half-tackle for loss at Florida.

BLANTON'S STATISTICS											
Year	GP/GS	UT	AT	TT	TFL	QBS	INT	PBU	QBH	FF	FR
2022	12/0	5	2	7	1.5-6	0.0-0	0	1	0	0	0



**AHMAREAN  
BROWN** **10**  
WR | 5-9 | 167 | S-SR | 2L  
TAMPA, FLA.  
(JEFFERSON/GEORGIA TECH)

"Super Senior" who returns for his fifth year of collegiate football including his third at South Carolina... began his career at Georgia Tech... can help in the return game as well as at wide receiver... blessed with excellent speed... has appeared in 45 career games making 20 starts... has 66 career receptions for 871 yards and eight touchdowns... also has rushed for one touchdown, returned a block punt for a score and has thrown for another TD.

**2022 (Senior)**

Played in all 13 games, earning a pair of starts versus Charlotte and Tennessee... hauled in 23 passes for 188 yards, rushed five times for 50 yards and returned four punts for 55 yards and a score... returned a blocked punt 10 yards for a touchdown in the season-opener against Georgia State... caught a pass in 12 of 13 games... caught a season-high four passes for 22 yards in the Gator Bowl against Notre Dame... had a three-catch, 55-yard outing against Charlotte that included a season-long 26-yard reception... best rushing game was a three-carry, 39-yard effort versus Tennessee... returned a punt 37 yards at Clemson... tabbed a co-winner of the Most Improved award for the offense during spring drills... named to the SEC Fall Academic Honor Roll.

**2021 (Junior)**

Joined the Gamecocks in January... saw action in all 13 games, making one start against Auburn... caught 11 passes for 104 yards... logged two receptions for 15 yards in the season opener against Eastern Illinois... also had two catches against Troy... had his best game of the season in the Duke's Mayo Bowl win over North Carolina when he caught four passes for 61 yards, including a season-long 33-yard reception... recorded one carry for no yards and two punt returns for four yards... named to the SEC Fall Academic Honor Roll.

**2020 (Sophomore)**


Started each of the first seven games for Georgia Tech before sitting out the final three games with an injury... caught 11 passes for 183 yards, 16.6 yards per catch, with one touchdown... also had two rushes with a touchdown and one punt return... best game came against Boston College when he matched his career-high with four receptions for a career-best 75 yards and a touchdown... also had a two-yard TD run in that contest... had a 40-yard reception at Syracuse... completed a nine-yard pass for a touchdown against Louisville.

**2019 (Freshman)**

Appeared in all 12 games, making 10 starts for the Yellow Jackets... turned in an historic season, tying Calvin Johnson for most receiving touchdowns by a freshman at Tech with seven... amassed a team-leading 396 receiving yards on 21 receptions, 18.9 yards per catch... returned three kicks for 59 yards, including a 33-yarder against NC State... also took back 10 punts for 34 yards with a long of 23 against USF... hauled in seven catches for more than 25 yards... began his career with a 28-yard touchdown reception at Clemson... logged a season-best 64 receiving yards, including a 42-yard catch, at Temple... hauled in a 32-yard TD against North Carolina and had a 59-yard TD reception at Virginia... caught a TD pass in three-straight games against Miami, Pitt and Virginia... had a season-high four catches for 61 yards, including a 51-yarder vs. Pitt... caught a career-high two touchdowns versus NC State.


A. BROWN'S STATISTICS									
-PASSING-									
Year	GP/GS	C-A-I	Pct.	Yds	TD	Lg			
2020*	7/7	1-1-0	1.000	9	1	9			
<b>Total</b>	<b>45/20</b>	<b>1-1-0</b>	<b>1.000</b>	<b>9</b>	<b>1</b>	<b>9</b>			
-RUSHING-									
Year	GP/GS	Att	Yds	Avg	TD	Long			
2019*	12/10	1	2	2.0	0	2			
2020*	7/7	2	-1	-0.5	1	2			
2021	13/1	1	0	0.0	0	0			
2022	13/2	5	50	10.0	0	34			
<b>Total</b>	<b>45/20</b>	<b>9</b>	<b>51</b>	<b>5.7</b>	<b>1</b>	<b>34</b>			
-RECEIVING-									
Year	GP/GS	Rec	Yds	Avg	TD	Long			
2019*	12/10	21	396	18.9	7	59			
2020*	7/7	11	183	16.6	1	40			
2021	13/1	11	104	9.5	0	26			
2022	13/2	23	188	8.7	0	26			
<b>Total</b>	<b>45/20</b>	<b>66</b>	<b>871</b>	<b>13.2</b>	<b>8</b>	<b>59</b>			
-KICK RETURNS-									
Year	GP/GS	No	Yds	Avg	TD	Long			
2019*	12/10	3	59	19.7	0	33			
<b>Total</b>	<b>45/20</b>	<b>3</b>	<b>59</b>	<b>19.7</b>	<b>0</b>	<b>33</b>			
-PUNT RETURNS-									
Year	GP/GS	No	Yds	Avg	TD	Long			
2019*	12/10	10	34	3.4	0	23			
2020*	7/7	1	4	4.0	0	4			
2021	13/1	2	4	2.0	0	5			
2022	13/2	4	55	13.8	1	37			
<b>Total</b>	<b>45/20</b>	<b>17</b>	<b>97</b>	<b>5.7</b>	<b>1</b>	<b>37</b>			

\*-Georgia Tech

**MAURICE BROWN II** **44**  
 TE | 6-4 | 242 | FR | HS  
 UPPER MARLBORO, MD.  
 (C.H. FLOWERS)

Walk-on tight end who joined the team in January... Spent the fall of 2022 at West Point Prep prior to transferring to South Carolina.




**RYAN BRUBAKER** **73**  
 OL | 6-6 | 305 | R-FR | SQ  
 STEVENS, PA.  
 (COCALICO)

Second-year offensive lineman who plays at guard... intelligent player who played in a Wing-T offense in high school... continues to learn the college game, especially pass protection.

**2022 (Freshman)**

True freshman offensive lineman... did not see any game action... redshirted.



**COLIN BRYANT** **45**  
 LB | 6-3 | 232 | R-SO | SQ  
 MOUNT PLEASANT, S.C.  
 (WANDO/ALABAMA)


Walk-on linebacker who is in his second season with the Gamecocks after transferring from Alabama in the spring of 2022... developmental player who could help on special teams.

**2022 (Redshirt Freshman)**

Second-year player who was in his first season with the Gamecocks... worked with the scout team as a linebacker... did not see any game action.

**2021 (Freshman)**

Did not appear in any games as a walk-on for the SEC Champion and national runner-up Alabama Crimson Tide... worked as a tight end... redshirted.



**JOSEPH BYRNES** **43**  
 DB | 6-0 | 194 | R-SO | SQ  
 CAMDEN, S.C.  
 (CAMDEN)

Walk-on who adds depth at the safety position in his third year in the program... has appeared in two contests... could earn a role on special teams.

**2022 (Redshirt Freshman)**


Redshirt freshman who worked primarily with the scout team... saw action in two contests, appearing in the wins over Georgia State and South Carolina State... credited with one assisted tackle against SC State... shown flashes that he can make plays, as exhibited by his two interceptions in the 2022 Garnet & Black Spring Game, including one in the final minute that sealed the win... named to the SEC Fall Academic Honor Roll.

**2021 (Freshman)**

Walk-on who joined the squad in the summer... worked with the scout team... did not see any game action... redshirted... named to the 2021-22 SEC First-Year Academic Honor Roll.

**BYRNES' STATISTICS**

Year	GP/GS	UT	AT	TT	TFL	QBS	INT	PBU	QBH	FF	FR
2021	0/0	0	0	0	0.0-0	0.0-0	0	0	0	0	0
2022	2/0	0	1	1	0.0-0	0.0-0	0	0	0	0	0
<b>Total</b>	<b>2/0</b>	<b>0</b>	<b>1</b>	<b>1</b>	<b>0.0-0</b>	<b>0.0-0</b>	<b>0</b>	<b>0</b>	<b>0</b>	<b>0</b>	<b>0</b>



**ANDREW COLASURDO** **41**  
 LB | 6-1 | 240 | R-SO | SQ  
 INMAN, S.C.  
 (CHAPMAN)


Walk-on linebacker who is in his third season with the program... developmental player who has shown some run-stopping ability... has appeared in one contest.

**2022 (Redshirt Freshman)**

Redshirt freshman linebacker who worked with the scout team... appeared in one contest, seeing limited action against South Carolina State... did not record any statistics... named to the SEC Fall Academic Honor Roll.


**2021 (Freshman)**

Walk-on linebacker who joined the squad in the summer... worked with the scout team... did not see any game action... redshirted... named to the 2021-22 SEC First-Year Academic Honor Roll.




**JUDGE COLLIER** **20**  
 DB | 6-1 | 195 | FR | HS  
 ROCK HILL, S.C.  
 (LEGION COLLEGIATE ACADEMY)

True freshman defensive back who enrolled in January... will go through the spring learning the defense and showcasing his skill set... will compete for a role at cornerback and on special teams in his first campaign.



**CONNOR COX** **18**  
 TE | 6-5 | 225 | FR | HS  
 JACKSONVILLE, FLA.  
 (THE BOLLES SCHOOL)

True freshman tight end who enrolled in January and will be going through his first spring.




**BRADEN DAVIS** **11**  
 QB | 6-5 | 202 | R-FR | SQ  
 MIDDLETOWN, DEL.  
 (MIDDLETOWN)

Redshirt freshman quarterback who will be going through his second spring with the squad... possesses good size, length and speed... super athletic... can extend plays with his legs.

**2022 (Freshman)**

Joined the squad in January after graduating from high school early... worked on the scout team... did not see any game action in his first season at Carolina.



**ELIJAH DAVIS** 11

**DT | 6-3 | 285 | JR | JC**

**WAGENER, S.C.**  
(WAGENER-SALLEY/EAST MISS. C.C.)

Highly-regarded junior college defensive tackle who joined the squad in January... was considered the No. 1 JUCO defensive tackle in the country... expected to come in and contribute right away.



**TERRELL DAWKINS** 4

**EDGE | 6-4 | 260 | R-SR | SQ**

**CONCORD, N.C.**  
(COX MILL/NC STATE)

EDGE rusher who begins his second season in Columbia after spending the previous three years at NC State... coming back from a season-ending knee injury... also capable of playing inside if needed... has appeared in 29 games in his career, including 26 with the Wolfpack... has six career starts.

**2022 (Redshirt Junior)**

Arrived in Columbia in the spring... appeared in three games, logging a pair of tackles... made his Gamecock debut against Georgia State and recorded his first tackle in a South Carolina uniform when he finished with two stops against Arkansas... injured his knee against Georgia and missed the remainder of the season.

**2021 (Redshirt Sophomore)**

Underwent off-season surgery which caused him to miss spring drills, the summer program and lingered into the fall... appeared in 10 games... credited with six tackles overall... had two stops against Furman.

**2020 (Redshirt Freshman)**


Was the recipient of the Philip Rivers Award, given to the team's top rookie... played in 12 contests, starting six games... credited with 36 tackles... logged 9.0 tackles for loss... led all ACC freshmen and with 4.5 sacks... tallied a career-best nine tackles in the win over Duke, including 1.5 TFLs... forced a pair of fumbles.

**2019 (Freshman)**

Saw action in four games, all on special teams... redshirted.

DAWKINS' STATISTICS												
Year	GP/GS	UT	AT	TT	TFL	QBS	INT	PBU	QBH	FF	FR	
2019*	4/0	0	0	0	0.0-0	0.0-0	0	0	0	0	0	
2020*	12/6	16	20	36	9.0-33	4.5-24	0	0	1	2	0	
2021*	10/0	1	5	6	0.0-0	0.0-0	0	0	1	0	0	
2022	3/0	1	1	2	0.0-0	0.0-0	0	0	0	0	0	
<b>Total*</b>	<b>29/6</b>	<b>18</b>	<b>26</b>	<b>44</b>	<b>9.0-33</b>	<b>4.5-24</b>	<b>0</b>	<b>0</b>	<b>2</b>	<b>2</b>	<b>0</b>	

\*-NC State



**MARCELLAS DIAL** 6

**DB | 6-0 | 190 | R-SR | 2L**

**WOODRUFF, S.C.**  
(WOODRUFF/GEORGIA MILITARY)

Veteran defensive back who figures to be the top cover corner for the Gamecocks in 2023... former junior college defensive back who begins his third year with the Gamecocks... continues to elevate his game... expected to take more of a leadership role this season... has made 17 career starts.

**2022 (Redshirt Junior)**

Played in all 13 games, starting 10 at cornerback... registered 45 tackles with a team-leading three interceptions and a team-high 12 pass breakups... his three interceptions and his 15 passes defended were the third-highest totals in the SEC... his 1.2 passes defended per game tied for 24th in the country... totaled three three tackles, a career-high three pass breakups and his first collegiate interception in the season-opener against Georgia State... picked off his second pass of the season against South Carolina State... credited with a career-high nine tackles in the win over Tennessee... earned SEC Defensive Player of the Week following his efforts against the Clemson when he finished with two tackles, one interception and tied his career high with three pass breakups (3)... allowed just one catch for 11 yards while being targeted 11 times in the contest.

**2021 (Redshirt Sophomore)**

Enrolled at South Carolina in January after transferring from Georgia Military College... played in all 13 games, making seven starts at cornerback... recorded 33 tackles including 25 solo stops... credited with six pass breakups, one forced fumble and one fumble recovery... collected four tackles five times.


**2020 (Sophomore)**

Spent his second fall at Georgia Military College in Milledgeville... the Bulldogs did not play a fall season... rated as the seventh-best JUCO cornerback and No. 51 overall by 247Sports Composite.

**2019 (Freshman)**

Played his collegiate career as a defensive back at Georgia Military College... played for coach Bert Williams... recorded 10 tackles and an interception.

DIAL'S STATISTICS												
Year	GP/GS	UT	AT	TT	TFL	QBS	INT	PBU	QBH	FF	FR	
2019												
2020												
2021	13/7	25	8	33	0.0-0	0.0-0	0	6	0	1	1	
2022	13/10	33	12	45	1.0-1	0.0-0	3	12	0	0	0	
<b>Total</b>	<b>26/17</b>	<b>58</b>	<b>20</b>	<b>78</b>	<b>1.0-1</b>	<b>0.0-0</b>	<b>3</b>	<b>18</b>	<b>0</b>	<b>1</b>	<b>1</b>	

**LUKE DOTY** 9

**QB | 6-1 | 205 | R-JR | 2L**

**MYRTLE BEACH, S.C.**  
(MYRTLE BEACH)

Fourth-year quarterback... possesses all of the intangibles to lead the team... dual-threat quarterback who is one of the faster players on the team... Gamecock through-and-through... has played in 18 games, making six starts... has completed 61.0 percent of his passes (139-for-228) for 1,526 yards with nine touchdowns and eight interceptions... has rushed 80 times for 173 yards and a touchdown... is 2-4 as a starting quarterback in his career... still has three seasons of eligibility remaining.

**2022 (Junior)**

Took a redshirt season after appearing in five games... completed 10-of-14 passes (71.4 pct.) for 146 yards with two touchdowns and two interceptions as the Gamecocks' No. 2 quarterback... rushed five times for 63 yards, a 12.6-yard average with one rushing touchdown... best game came in late duty against Georgia when he completed 5-of-8 passes for 76 yards with a touchdown and an interception... the TD pass was a 13-yarder to Traveon Kenion... tossed a 52-yard touchdown pass to Corey Rucker late in the Charlotte win... took advantage of the NCAA rule that allowed him to play in the TaxSlayer Gator Bowl against Notre Dame as a fifth game without forfeiting his redshirt for the year... named to the SEC Fall Academic Honor Roll.



**2021 (Sophomore)**

Came out of the spring as the projected starter at quarterback and did nothing to change that early in fall camp... suffered a mid-foot sprain in his left foot on August 13 and was sidelined for the first two games... made his 2021 debut at Georgia in relief of an injured Zeb Noland and was the starter for the next four weeks, posting a 2-2 record with wins over Troy and Vanderbilt... went 17-for-25 for 158 yards with a touchdown against Kentucky... recorded career highs in completions (20), attempts (34) and passing yards (255) in the win over Troy... went 17-for-27 with a pair of TD passes, including a career-long 82-yard pass to Jaheim Bell against Vanderbilt... re-injured the foot in the win over the Commodores and underwent season-ending surgery on Oct. 21... for the season, went 86-for-143 (60.1 pct.) for 975 yards with five TDs and three interceptions in five games, including four starts... named to the SEC Fall Academic Honor Roll.

**2020 (Freshman)**

Played in eight games, making a pair of starts... completed 43-of-71 passes (60.6 percent) for 405 yards with two touchdowns and three interceptions... also rushed 41 times for 91 yards with a long of 17... split reps early in camp between quarterback and wide receiver... made his debut as a wide receiver at Florida... saw his first action at quarterback in the win at Vanderbilt and had one carry for two yards... also saw brief action at LSU, Texas A&M and Ole Miss... took over the starting role after halftime against Missouri... completed 14-of-23 passes for 130 yards and rushed 11 times for an additional 59 yards against the Tigers... made his first career start against Georgia... was 18-of-22 for 190 yards... completed his first career touchdown pass, a 7-yarder to Nick Muse... made his second start in the season finale at Kentucky... completed 11-of-25 passes for 85 yards with a touchdown... named to the SEC First-Year Academic Honor Roll.

DOTY'S STATISTICS						
-PASSING-						
Year	GP/GS	C-A-I	Pct.	Yds	TD	Lg
2020	8/2	43-71-3	60.6	405	2	35
2021	5/4	86-143-3	60.1	975	5	82
2022	5/0	10-14-2	71.4	146	2	52
<b>Total</b>	<b>18/6</b>	<b>139-228-8</b>	<b>61.0</b>	<b>1526</b>	<b>9</b>	<b>82</b>
-RUSHING-						
Year	GP/GS	Att	Yds	Avg	TD	Long
2020	8/2	41	91	2.2	0	17
2021	5/4	34	19	0.6	0	23
2022	5/0	5	63	12.6	1	17
<b>Total</b>	<b>18/6</b>	<b>80</b>	<b>173</b>	<b>2.2</b>	<b>1</b>	<b>23</b>



**BRADLEY DUNN**

**RB | 5-9 | 208 | R-JR | SQ**

**COLUMBIA, S.C.**  
**(HAMMOND SCHOOL)**

32

Walk-on running back who is in his fourth year with the program... adds depth to the room... played fullback as a true freshman... has appeared in one game.

**2022 (Redshirt Sophomore)**

Third-year running back who worked with the scout team... did not see any game action... named to the SEC Fall Academic Honor Roll.

**2021 (Redshirt Freshman)**

Second-year back who worked with the scout team... appeared in one game, getting action late in the Eastern Illinois contest in the season opener... carried the ball twice for four yards.

**2020 (Freshman)**

True freshman walk-on full-back... joined the team in July... redshirted.

DUNN'S STATISTICS						
-RUSHING-						
Year	GP/GS	Att	Yds	Avg	TD	Long
2020	0/0	0	0	-	0	-
2021	1/0	2	4	2.0	0	2
2022	0/0	0	0	-	0	-
<b>Total</b>	<b>1/0</b>	<b>2</b>	<b>4</b>	<b>2.0</b>	<b>0</b>	<b>2</b>

**NICK ELKSNIS**

**TE | 6-6 | 252 | R-SO | TR**

**JACKSONVILLE, FLA.**  
**(EPISCOPAL/FLORIDA)**

84

Traditional tight end who joined the team in the spring after spending the past two seasons at Florida... will compete for playing time in a completely overhauled tight end room... regarded as a solid blocker... appeared in nine games over the past two seasons for the Gators, primarily on special teams.

**2022 (Redshirt Freshman)**

Saw action primarily on special teams and occasionally at tight end in each of the first five games of the season... nursed multiple shoulder injuries during the season... did not record any statistics.

**2021 (Freshman)**

Appeared in four games and redshirted... did not record any statistics... made his collegiate debut in the season opener against Florida Atlantic... named to the SEC Fall Academic Honor Roll.

**NICK EMMAWORI**

**DB | 6-4 | 220 | SO | 1L**

**IRMO, S.C.**  
**(IRMO)**

21

Sophomore safety who looks to build upon an outstanding freshman campaign in which he earned Freshman All-America honors... can play either safety position... has excellent size, willing to hit and will only get better as he continues to learn the nuances of the defense... looks to provide leadership.

**2022 (Freshman)**

True freshman safety who moved into the lineup replacing an injured R.J. Derick in the first series of the season and remained in that role throughout the remainder of the season, starting the final 12 games... named to the ESPN.com, the PFF and the On3 True Freshman All-America team... named second-team Freshman All-American by CFN and The Athletic... earned a spot on the SEC Coaches All-Freshman squad... shared the Joe Morrison Defensive Team MVP award with Zach Pickens... was a Semifinalist for the Shaun Alexander Freshman of the Year Award... led the team with 85 tackles... tied for 15th in the SEC with 6.5 tackles per game... credited with 62 solo stops, second in the SEC and the most among freshmen in the FBS... the last freshman to lead the Gamecocks in tackles was Skai Moore in 2013... became the first member of the freshman class of 2022 to earn a starting assignment when he got the call at Arkansas in Game 2... responded with 11 tackles, the first of his two games with double-figures in stops... posted a career-high 14 tackles, all solo stops, in the loss to No. 1 Georgia... It was the most tackles by a Gamecock since Ernest Jones collected 18 tackles at Ole Miss in 2020... recovered the fumble in the waning minutes of the Clemson game, preserving the win.

EMMANWORI'S STATISTICS											
Year	GP/GS	UT	AT	TT	TFL	QBS	INT	PBU	QBH	FF	FR
2022	13/12	62	23	85	1.0-2	0.0-0	0	1	2	0	1





**EMORY FLOYD**

8

DB | 6-1 | 192 | R-FR | SQ

MARIETTA, GA.  
(HILLGROVE)

Redshirt freshman defensive back who is expected to take the next step and challenge for more playing time at the cornerback position in his second season with the Gamecocks... possesses excellent speed... joined the Carolina track team in the spring.

**2022 (Freshman)**

True freshman cornerback who appeared in two contests... saw action against both Georgia State and Georgia early in the season... did not record any statistics... redshirted.

returned an interception 100 yards for a touchdown in the TaxSlayer Gator Bowl against Notre Dame... the return tied for the second-longest in school history and the longest since 1997.

**2021 (Redshirt Freshman)**

Appeared in eight games... recorded three tackles... credited with two of his three stops against Auburn... recovered a fumble at Georgia.

**2020 (Freshman)**

Enrolled in January and went through the abbreviated spring drills... began the spring working at safety but was moved to cornerback... saw action in each of the final three games of the season... credited with three tackles, all coming in the season finale at Kentucky... redshirted.

**FORTUNE'S STATISTICS**

Year	GP/GS	UT	AT	TT	TFL	QBS	INT	PBU	QBH	FF	FR
2020	3/0	2	1	3	0.0-0	0.0-0	0	0	0	0	0
2021	8/0	2	1	3	0.0-0	0.0-0	0	0	0	0	1
2022	9/1	13	3	16	0.0-0	0.0-0	2	0	0	1	0
<b>Total</b>	<b>20/1</b>	<b>17</b>	<b>5</b>	<b>22</b>	<b>0.0-0</b>	<b>0.0-0</b>	<b>2</b>	<b>0</b>	<b>0</b>	<b>1</b>	<b>1</b>



**KING-DEMEANIAN FORD**

47

DB | 6-2 | 208 | R-JR | 1L

BLYTHEWOOD, S.C.  
(BLYTHEWOOD)

Walk-on who begins his third year in the program... provides quality depth at safety and help on special teams... earned his first letter in 2022... has appeared in eight contests... has recorded a pair of blocked punts.

**2022 (Redshirt Sophomore)**

Appeared in seven contests, primarily on special teams... credited with a pair of tackles and blocked two punts... both of his tackles came in the TaxSlayer Gator Bowl against Notre Dame... blocked punts against South Carolina State and Kentucky... saw his first action of the season in game 3 against Georgia and played in five-straight contests... named to the SEC Fall Academic Honor Roll.

**2021 (Redshirt Freshman)**

Walk-on defensive back who was added to the roster in February... selected by the coaches as the Special Teams Scout Team Award winner... earned playing time on special teams in the Duke's Mayo Bowl... did not record any statistics... named to the SEC Fall Academic Honor Roll.

**2020 (Freshman)**

Enrolled at South Carolina but was not part of the football program.

**FORD'S STATISTICS**

Year	GP/GS	UT	AT	TT	TFL	QBS	INT	PBU	QBH	FF	FR
2021	1/0	0	0	0	0.0-0	0.0-0	0	0	0	0	0
2022	7/0	2	0	2	0.0-0	0.0-0	0	0	0	0	0
<b>Total</b>	<b>8/0</b>	<b>2</b>	<b>0</b>	<b>2</b>	<b>0.0-0</b>	<b>0.0-0</b>	<b>0</b>	<b>0</b>	<b>0</b>	<b>0</b>	<b>0</b>



**SIDNEY FUGAR**

76

OL | 6-5 | 315 | R-SO | TR

WALDORF, MD.  
(ST. THOMAS MORE/WESTERN ILLINOIS)

Transfer from Western Illinois University in Macomb, Ill... joined the team in January... has demonstrated solid pass protection skills... uses his length to his advantage... played left tackle for the Leathernecks, but is expected to take reps at both tackle spots in the spring.

**2022 (Redshirt Freshman)**

Started all nine games in which he appeared for Western Illinois, playing in the FCS Missouri Valley Football Conference... coached by Myers Hendrickson.

**2021 (Freshman)**

Appeared in the Leathernecks' home finale versus South Dakota... redshirted.



**NICK GARGIULO**

69

OL | 6-5 | 310 | GR | TR

YORKTOWN HEIGHTS, N.Y.  
(SOMERS/YALE)

Graduate transfer from Yale University in New Haven, Conn., who joined the team in January... brings tremendous leadership... played in 25 games for the Bulldogs... strong in the run game... can play center or guard... expected to compete for a starting role... graduated with a double major in economics and political science... coached by Tony Reno.

**2022 (Senior)**

Selected as the lone captain of Team 149 at Yale, a tradition that dates back to the 19th century... shifted from tackle to the center position where he played in all 10 games... coached by Tony Reno... the Bulldogs went 8-2 overall, including a 6-1 mark in the FCS Ivy League.

**2021 (Junior)**

Appeared in four games for the Bulldogs at left tackle... suffered a broken right ankle/fibula, which required surgery and caused him to miss the remainder of the season... Yale posted a 5-5 mark, going 4-3 in the Ivy League.

**2020 (Junior)**

No season due to COVID-19.

**2019 (Sophomore)**

Starting left tackle in all 10 games for the Bulldogs... helped lead the top offense in the Ivy League... Yale went 9-1 overall including a 6-1 conference slate.

**2018 (Freshman)**

Served role as backup offensive tackle... Saw action in one game.



**O'DONNELL FORTUNE**

3

DB | 6-1 | 182 | R-JR | 2L

SUMTER, S.C.  
(SUMTER)

Fourth-year player who looks to take the next step where he can become a consistent starter at the cornerback position... also a candidate for a special teams role... has appeared in 20 games with one career start.

**2022 (Redshirt Sophomore)**

Appeared in nine games including a start in the season finale against Notre Dame in the TaxSlayer Gator Bowl... credited with 16 tackles including 13 solo stops... logged a pair of pass interceptions and forced one fumble... set a career high in tackles against Georgia with four... notched two tackles, his first career interception and first career forced fumble in the win at Vanderbilt...




**COLTEN GAUTHIER** **4**  
**QB | 6-3 | 214 | R-SO | SQ**  
**BETHLEHEM, GA.**  
**(HEBRON CHRISTIAN ACADEMY)**

Redshirt sophomore signal-caller who will be going through his third spring with the squad... has a big arm... best trait is his physicality and size... very hard worker who understands the game.

**2022 (Redshirt Freshman)**

Reserve signal-caller... did not see any game action... named to the SEC Fall Academic Honor Roll.

**2021 (Freshman)**

Graduated from high school early and enrolled at South Carolina in January... went through the winter program and spring drills with the squad... saw action in one game, appearing in the season-opener against Eastern Illinois... connected his only pass attempt, a 19-yard completion... named to the SEC Fall Academic Honor Roll and the 2021-22 SEC First-Year Academic Honor Roll.



**DEANGELO GIBBS** **17**  
**DB | 6-1 | 218 | GR | TR**  
**OXFORD, GA.**  
**(GRAYSON/TENNESSEE)**

Graduate transfer from Tennessee who began his career as a highly-touted prospect at Georgia... joined the team in January as a walk-on... played two seasons with the Bulldogs before logging three with the Volunteers... penciled in to begin the spring at defensive back, but also has experience playing the wide receiver position... has not played in a game since 2018.

**2022 (Redshirt Senior)**

Did not participate in football after entering the transfer portal in May.

**2021 (Redshirt Junior)**

Worked at wide receiver for Tennessee... did not record any statistics.

**2020 (Redshirt Junior)**

Opted out of the 2020 season to focus on academics.

**2019 (Junior)**

Transferred to Tennessee and was not eligible due to transfer rules... redshirted... practiced at both wide receiver and defensive back.

**2018 (Sophomore)**

Lettered in his second year as a defensive back at Georgia... played in seven of 14 games and finished with seven tackles... did not participate in spring drills.

**2017 (Freshman)**

Lettered in his first season at Georgia while playing defensive back for the Bulldogs... appeared in six games and had three total stops... posted an assisted tackle vs. Mississippi State... made two tackles against App State... early enrollee who participated in spring drills.

GIBBS' STATISTICS											
Year	GP/GS	UT	AT	TT	TFL	QBS	INT	PBU	QBH	FF	FR
2017*	6/0	1	2	3	0.0-0	0.0-0	0	0	0	0	0
2018*	7/0	1	6	7	0.0-0	0.0-0	0	0	0	0	0
2019**					-Redshirted-						
2020**					-Opted Out-						
2021**	0/0	0	0	0	0.0-0	0.0-0	0	0	0	0	0
2022**					-Did Not Participate-						
<b>Total</b>	<b>13/0</b>	<b>2</b>	<b>8</b>	<b>10</b>	<b>0.0-0</b>	<b>0.0-0</b>	<b>0</b>	<b>0</b>	<b>0</b>	<b>0</b>	<b>0</b>

\*-Georgia \*\*-Tennessee



**B.J. GIBSON** **36**  
**DB | 6-4 | 218 | R-SR | 1L**  
**MARIETTA, GA.**  
**(WALTON/NAVY)**

Walk-on defensive back who is in his third season with the Gamecocks... joined the squad in 2021 after spending two seasons at the Naval Academy... continues to elevate his role to where he is expected to be a strong contributor on special teams and provide great depth at the safety position... has appeared in 13 contests over the past four seasons with one start.

**2022 (Redshirt Junior)**

Lettered for the first time at South Carolina after appearing in six games... recorded eight tackles including seven solo stops... made his only career start in the win over Vanderbilt... responded with seven solo tackles in that contest... named to the SEC Fall Academic Honor Roll.

**2021 (Redshirt Sophomore)**

Redshirt sophomore defensive back who joined the squad during fall camp as a walk-on... played in one contest, appearing in the season-opener against Eastern Illinois... did not record any statistics... named to the 2021-22 SEC First-Year Academic Honor Roll.

**2020 (Redshirt Freshman)**


Appeared in five games for Navy and head coach Ken Niumatalolo... saw action against Tulane, Air Force, Temple, East Carolina and Houston... played Bandit in Navy's dime package and on special teams... did not record any statistics.

**2019 (Freshman)**

Appeared in one contest as a true freshman for the Midshipmen... saw brief action in the win over UConn... did not record any statistics.

GIBSON'S STATISTICS											
Year	GP/GS	UT	AT	TT	TFL	QBS	INT	PBU	QBH	FF	FR
2019*	1/0	0	0	0	0.0-0	0.0-0	0	0	0	0	0
2020*	5/0	0	0	0	0.0-0	0.0-0	0	0	0	0	0
2021	1/0	0	0	0	0.0-0	0.0-0	0	0	0	0	0
2022	6/1	7	1	8	0.0-0	0.0-0	0	0	0	0	0
<b>Total</b>	<b>13/1</b>	<b>7</b>	<b>1</b>	<b>8</b>	<b>0.0-0</b>	<b>0.0-0</b>	<b>0</b>	<b>0</b>	<b>0</b>	<b>0</b>	<b>0</b>

\*-Navy



**LANDON GRIER** **26**  
**DB | 5-9 | 175 | R-JR | SQ**  
**FORT LAUDERDALE, FLA.**  
**(ST. THOMAS AQUINAS)**

Walk-on defensive back who provides depth at multiple positions in the secondary... is in his fourth season with the program... has appeared in two games.

**2022 (Redshirt Sophomore)**

Reserve defensive back who worked with the scout team... appeared in two contests, seeing action against Georgia State and South Carolina State... named to the SEC Fall Academic Honor Roll.

**2021 (Redshirt Freshman)**

Defensive back who worked with the scout team... did not see any game action... named to the SEC Fall Academic Honor Roll.

**2020 (Freshman)**

True freshman walk-on defensive back who joined the team in the summer... named to the SEC First-Year Academic Honor Roll.



**JACKSON HALL**

65

OL | 6-3 | 300 | R-FR | SQ

HONEA PATH, S.C.  
(BELTON-HONEA PATH)

Redshirt freshman offensive lineman who is in his second spring with the squad... walk-on who does whatever is asked of him.

**2022 (Freshman)**

Preferred walk-on offensive lineman who joined the squad in the spring of 2022 after graduating from high school mid-year... primarily worked at guard.



**NATHAN HARRIS-WAYNICK**

26

RB | 5-10 | 205 | R-SO | SQ

SUMTER, S.C.  
(SUMTER)

Walk-on running back who is in his third spring with the squad... adds depth to the unit as he continues to grow in the program.

**2022 (Redshirt Freshman)**

Worked with the scout team... did not see any game action.

**2021 (Freshman)**

Walk-on who enrolled at South Carolina in January... worked with the scout team... did not see any game action... redshirted.



**TONKA HEMINGWAY**

91

DT | 6-3 | 290 | SR | 3L

CONWAY, S.C.  
(CONWAY)

Senior who is one of the team leaders in 2023 and an All-SEC candidate... has the size, quickness, athleticism, and bring a lot of versatility to the table... can and has played both inside and on the edge... has appeared in all 36 games over the past three seasons, making a dozen starts... will not be available in the spring while rehabbing from off-season surgery.

**2022 (Junior)**

Played in all 13 games starting nine... named second-team All-SEC by Phil Steele and earned a spot on the PFF Third Team All-SEC squad... one of three players presented with the Outstanding Student-Athlete Award at the team banquet... also was the 2022 Harold White GPA Award... logged 33 tackles overall... was second on the squad with 8.0 tackles for loss while leading the team with 4.0 sacks... also credited with six quarterback hurries and a pass breakup... had a nose for the football, recovering fumbles in back-to-back games against Kentucky and Texas A&M... credited with four tackles including 1.5 sacks and the fumble recovery at Kentucky... notched season- and career-highs with five tackles including 2.0 tackles for loss against Missouri... showed his versatility and skills by running in a two-point conversion against South Carolina State and hauling in a 16-yard pass reception for a first down on a fake field goal against Vanderbilt... named to the SEC Fall Academic Honor Roll.

**2021 (Sophomore)**

Defensive lineman who transitioned to the interior of the line in the spring and held up well... saw action in all 13 games... credited with six tackles including four solo stops... earned the Gamecock Toughness Award for the defense in the spring as selected by the coaches... named to the SEC Fall Academic Honor Roll.

**2020 (Freshman)**

Saw action in all 10 games, making three starts at defensive end in his first season with the Garnet & Black... made his collegiate debut in the season-

opener against Tennessee and credited with a pass break up... credited with his first tackle and a forced fumble at Florida... made his first career start in the win over Auburn... responded with a pass break up and a quarterback hurry in that contest... notched his first tackle for loss in a start at LSU... logged a season high with four tackles against Texas A&M... started at Kentucky and matched his high with four tackles... named to the SEC First-Year Academic Honor Roll.

**HEMINGWAY'S STATISTICS**

Year	GP/GS	UT	AT	TT	TFL	QBS	INT	PBU	QBH	FF	FR
2020	10/3	11	5	16	1.0-2	0.0-0	0	2	1	1	0
2021	13/0	4	2	6	0.0-0	0.0-0	0	0	0	0	0
2022	13/9	19	14	33	8.0-37	4.0-23	0	1	6	0	2
<b>Total</b>	<b>36/12</b>	<b>34</b>	<b>21</b>	<b>55</b>	<b>9.0-39</b>	<b>4.0-23</b>	<b>0</b>	<b>3</b>	<b>7</b>	<b>1</b>	<b>2</b>



**CASON HENRY**

75

OL | 6-6 | 300 | R-FR | SQ

MARIETTA, GA.  
(WALTON)

Redshirt freshman offensive lineman who figures to compete for the right tackle position... has a huge upside... will not be available in the spring while rehabbing from off-season surgery.

**2022 (Freshman)**

True freshman offensive lineman... worked at right tackle behind Dylan Wonnun and Tyshawn Wannamaker... saw action in two contests... played against Charlotte and South Carolina State... was a regular member of the travel roster... named the Offensive Scout Team Award winner.



**ALEX HERRERA**

40

K/P | 6-0 | 190 | R-SR | 2L

COLUMBIA, S.C.  
(SPRING VALLEY)

Veteran versatile, dependable backup specialist who can punt and kick... accurate field goal kicker and solid kickoff specialist... is the most versatile specialist on the squad... has some game experience.

**2022 (Redshirt Junior)**

Saw action in three contests... played against Charlotte, South Carolina State and Kentucky... was 3-for-3 in extra point attempts, scoring twice against Charlotte and once against South Carolina State... also kicked off three times, twice against the 49ers and had an onside kick attempt against the Bulldogs... recognized as the co-Harold White GPA Award winner for the special teams at the 2022 Garnet & Black Spring Game... named to the SEC Fall Academic Honor Roll.

**2021 (Redshirt Sophomore)**

Appeared in four games, earning his first letter... handled kickoff duties against East Carolina, Troy, Vanderbilt and Texas A&M... averaged 59.0 yards on nine kickoffs with two touchbacks... named to the SEC Fall Academic Honor Roll.

**2020 (Redshirt Freshman)**


Reserve placekicker and punter... did not see any game action... named to the SEC Fall Academic Honor Roll.

**2019 (Freshman)**

Reserve placekicker and punter as a true freshman... redshirted.

**HERRERA'S STATISTICS**

		-KICKOFFS-					
Year	GP	No.	Yards	Avg.	TB	OB	
2019							
2020							
2021	4	9	531	59.0	2	1	
2022	3	3	91	30.3	0	0	
<b>Total</b>	<b>7</b>	<b>12</b>	<b>622</b>	<b>51.8</b>	<b>2</b>	<b>1</b>	
		-PLACEKICKING-					
Year	GP	FG-A	Pct	Long	PAT-A	Pts.	
2019							
2020							
2021	4	0-0	-	-	0-0	0	
2022	3	0-0	-	-	3-3	3	
<b>Total</b>	<b>7</b>	<b>0-0</b>	<b>-</b>	<b>-</b>	<b>3-3</b>	<b>3</b>	

**FELIX HIXON** **50**  
 DL | 6-3 | 305 | R-FR | SQ  
 JACKSON, GA.  
 (JACKSON)

Redshirt freshman who needs to take the next step mentally and physically to work his way into the rotation... will be going through his second spring with the squad.

**2022 (Freshman)**

True freshman defensive lineman who worked with the scout team... did not see any game action... redshirted.



**KYLIC HORTON** **20**  
 WR | 6-4 | 208 | R-FR | SQ  
 SANTEE, S.C.  
 (CLARENDON HALL)

Redshirt freshman wide receiver who showed improvement over the fall as he continued to learn and grow.


**2022 (Freshman)**

True freshman wide receiver who spent the year adapting and learning after attending a small high school... did not see any game action... redshirted.



**GRAYSON HOWARD** **5**  
 LB | 6-4 | 242 | FR | HS  
 JACKSONVILLE, FLA.  
 (ANDREW JACKSON)

Nicknamed "Pup"... true freshman who gained some experience after enrolling early and working with the team in its 2022 TaxSlayer Gator Bowl practices... possesses great size... could help early, but will need to learn the system... a leader both on and off the field.



**ALEX HUNTLEY** **95**  
 DL | 6-4 | 305 | R-JR | 2L  
 BLYTHEWOOD, S.C.  
 (HAMMOND SCHOOL)

Experienced player who is very flexible and powerful in his lower body... a leader in the room who brings a great attitude and preparation to the game... earned Freshman All-SEC honors in 2021... nicknamed "Boogie."

**2022 (Redshirt Sophomore)**

Appeared in 11 games including three starts... battled an injury that limited him some during the season... logged 21 tackles with one sack, a pair of pass breakup and a fumble recovery... started the first two games of the season, collecting four tackles at Arkansas, but suffered a leg injury in that contest that hampered him for some time... did not play against Georgia... saw limited action against Charlotte and South Carolina State and did not play at Kentucky while battling the injury... tied a season and career high in tackles at Clemson with four... started the bowl game against Notre Dame and matched his career high with four tackles, including a 12-yard sack, the first of his career, and one pass breakup... recognized as the Spirit Award winner for the defense at the 2022 spring game... named to the SEC Fall Academic Honor Roll.


**2021 (Redshirt Freshman)**

Played in all 13 games along the defensive line... named to the Freshman All-SEC team by the league's 14 coaches... credited with 11 tackles, including nine solo stops... had two stops each against East Carolina, Tennessee and North Carolina... logged his first tackle for loss against the Tar Heels in the Duke's Mayo Bowl... named to the SEC Fall Academic Honor Roll.

**2020 (Freshman)**

True freshman who redshirted in his first season... appeared in one game, seeing action against Texas A&M... recorded one tackle... named to the SEC First-Year Academic Honor Roll.

HUNTLEY'S STATISTICS											
Year	GP/GS	UT	AT	TT	TFL	QBS	INT	PBU	QBH	FF	FR
2020	1/0	0	1	1	0.0-0	0.0-0	0	0	0	0	0
2021	13/0	9	2	11	1.0-2	0.0-0	0	0	0	0	0
2022	11/3	12	9	21	1.0-12	1.0-12	0	2	0	0	1
<b>Total</b>	<b>25/3</b>	<b>21</b>	<b>12</b>	<b>33</b>	<b>2.0-14</b>	<b>1.0-12</b>	<b>0</b>	<b>2</b>	<b>0</b>	<b>0</b>	<b>1</b>



**MITCH JETER** **98**  
 PK | 5-10 | 197 | SR | 3L  
 SALISBURY, N.C.  
 (CANNON SCHOOL)

Hard-working placekicker who is the incumbent as both the placekicker and kickoff specialist... dedicated to his craft and very detailed in his performance... has shown outstanding leg strength and became a very accurate kicker...

**2022 (Junior)**

Took over the placekicking duties following the graduation of Parker White, the school's all-time leading scorer... also handled the kickoff duties... one of three player awarded the Outstanding Student-Athlete Award at the team banquet... successful on all 11 of his field goal attempts during the season, including a pair of 50-yarders... joined Eddie Leopold (12-for-12 in 1980) as the only kickers in school history to convert all of his field goal attempts in a season with a minimum of 10 made... also hit on 42-of-44 extra point attempts... connected on field goals of 53- and 51-yards out in his first two career attempts in the season opener against Georgia State... nailed the game-winning field goal from 35-yards out in the fourth quarter in the win over Clemson... handled 75 kickoffs, averaging 62.1 yards per kickoff with 50 touchbacks... recognized as the co-Harold White GPA Award winner for the special teams at the 2022 Garnet & Black Spring Game... named to the SEC Fall Academic Honor Roll.

**2021 (Sophomore)**

Sophomore kicker who handled the bulk of the kickoff chores for a second-straight season... appeared in 12 games... took 53 of the team's 65 kickoffs... averaged 63.0-yards with 29 for touchbacks... connected on both of his extra point attempts against Eastern Illinois... named to the SEC Fall Academic Honor Roll.


**2020 (Freshman)**

True freshman who served as a kickoff specialist for much of the season... kicked off 41 times for a 58.2-yard average with 22 touchbacks (53.6 pct.)... named to the SEC First-Year Academic Honor Roll.

JETER'S STATISTICS						
-KICKOFFS-						
Year	No.	Yds	Avg.	TB	OB	
2020	41	2386	58.2	22	4	
2021	53	3340	63.0	29	0	
2022	75	4660	62.1	50	1	
<b>Total</b>	<b>169</b>	<b>10386</b>	<b>61.5</b>	<b>101</b>	<b>5</b>	
-PLACEKICKING-						
Year	GP	FG-A	Pct	Long	PAT-A Pts.	
2020	9	0-0	-	-	0-0	0
2021	12	0-0	-	-	2-2	2
2022	13	11-11	100.0	53	42-44	75
<b>Total</b>	<b>34</b>	<b>11-11</b>	<b>100.0</b>	<b>53</b>	<b>44-46</b>	<b>77</b>







**TYREEK JOHNSON** **10**  
**EDGE | 6-3 | 270 | R-SR | 2L**  
**SUMTER, S.C.**  
**(LAKEWOOD)**

Sixth-year player who has overcome a rash of injuries that plagued him early in his Gamecock career... physical player with heavy hands and a sneaky pass rusher.

**2022 (Redshirt Junior)**

Fifth-year player who saw action in 12 contests... credited with 10 tackles including seven solo stops... had a pair of tackles for loss and recovered a fumble... posted a career-best three tackles at Arkansas and followed that performance with two tackles against Georgia... had two stops, including a tackle for loss, while also recording his first career fumble recovery at Florida... named to the SEC Fall Academic Honor Roll for the fifth time.

**2021 (Redshirt Sophomore)**

Listed as a redshirt sophomore for the second-straight season after injuries derailed the first years of his Gamecock career... appeared in two games... played in the season opener versus Eastern Illinois and in the season finale against North Carolina in the Duke's Mayo Bowl... credited with his lone tackle against the Panthers... named to the SEC Fall Academic Honor Roll.

**2020 (Redshirt Sophomore)**

Worked his way back following off-season knee surgery... was not available in the spring after having surgery for a subluxed kneecap... did not see any game action... a member of the SEC Fall Academic Honor Roll.

**2019 (Redshirt Freshman)**

Redshirt freshman who was sidelined during the spring due while rehabbing an ACL injury... lone appearance came vs. Charleston Southern... credited with a pair of tackles... sidelined most of the season with a subluxed kneecap which required off-season surgery... named the Harold White GPA Award winner for the defense at the spring game... named to the SEC Fall Academic Honor Roll.

**2018 (Freshman)**

Enrolled in January 2018 after graduating from high school in 2017... suffered a torn ACL very early in fall camp and missed the entire season... named to the First-Year SEC Academic Honor Roll.

T. JOHNSON'S STATISTICS											
Year	GP/GS	UT	AT	TT	TFL	QBS	INT	PBU	QBH	FF	FR
2018					-Redshirted-						
2019	1/0	1	1	2	0.0-0	0.0-0	0	0	0	0	0
2020					-DNP-						
2021	2/0	0	1	1	0.0-0	0.0-0	0	0	0	0	0
2022	12/0	7	3	10	2.0-15	0.0-0	0	0	0	0	1
<b>Total</b>	<b>15/0</b>	<b>8</b>	<b>5</b>	<b>13</b>	<b>2.0-15</b>	<b>0.0-0</b>	<b>0</b>	<b>0</b>	<b>0</b>	<b>0</b>	<b>1</b>



**TRAI JONES** **72**  
**OL | 6-2 | 310 | R-JR | 2L**  
**ABBEVILLE, S.C.**  
**(ABBEVILLE)**

Fourth-year offensive lineman who is expected to contend for a starting role at a guard position in 2023... powerful lineman who got his feet wet last year... ready to take another step in his growth and development... appeared in the Gamecocks' backfield as a blocking fullback in goal line and short yardage situations earlier in his career... has made three career starts.

**2022 (Redshirt Sophomore)**

Third-year offensive lineman who played in 12 contests including three starts... made appearances in the first five games of the season before sitting out against Kentucky... played in each of the final seven games, including starts at left guard against Missouri, Vanderbilt and Florida... named to the SEC Fall Academic Honor Roll.

**2021 (Redshirt Freshman)**

Appeared in nine games, primarily on special teams as a lineman, but also saw some action at the fullback position... played in just one of the first four games before he swapped his number 72 for number 44 and lined up in the backfield at Tennessee... touched the ball once, catching a three-yard touchdown pass from Jason Brown late in the first half against Auburn to knot the game at 14... it was the first time he had touched the ball in a game since his pre-teen days... earned SEC Freshman of the Week honors for his efforts in that contest... named to the SEC Fall Academic Honor Roll.

**2020 (Freshman)**

True freshman offensive lineman who enrolled in January and went through the abbreviated spring drills... suffered an ankle injury during preseason camp and was sidelined for the remainder of the season... redshirted... named to the SEC First-Year Academic Honor Roll.



**WILLIAM JOYCE** **45**  
**P | 6-3 | 215 | R-SO | SQ**  
**SPARTANBURG, S.C.**  
**(SPARTANBURG)**


Third-year performer who provides depth for the kickoff and punting roles... has improved significantly as a punter since his arrival on campus... also has become a very competent holder.

**2022 (Redshirt Freshman)**

Saw action in one contest, serving as the holder in the season-opener against Georgia State while Kai Kroeger nursed an injury... was the holder on both of Mitch Jeter's 50-plus yard field goals, the longest two of his career... named to the SEC Fall Academic Honor Roll.

**2021 (Freshman)**

Walk-on kicker/punter who joined the squad in the summer... redshirted... named to the 2021-22 SEC First-Year Academic Honor Roll.



**DAKEREON JOYNER** **5**  
**WR | 6-1 | 216 | S-SR | 4L**  
**NORTH CHARLESTON, S.C.**  
**(FORT DORCHESTER)**

Veteran versatile performer who returns for a sixth season in the Garnet & Black... in his fourth year working primarily at wide receiver, but has also been used at quarterback and as a deep returner on kickoffs... talented playmaker with the ball in his hands... great leader... can be used several different ways... was the MVP in the 2021 Duke's Mayo Bowl as a quarterback... has appeared in 45 games with 10 starts over the past five years... has completed his last 12 pass attempts for 261 yards and two scores over the past two seasons.

**2022 (Redshirt Senior)**

Fifth-year player who saw action as a wide receiver, quarterback and on special teams... appeared in all 13 games... Caught eight passes for 120 yards and a touchdown, rushed 12 times for 56 yards and two scores, completed all three of his pass attempts for 101 yards and a touchdown and returned one kickoff for 12 yards... became the first Gamecock since Deebo Samuel in 2016 to rush for a touchdown, pass for a touchdown and catch a touchdown pass in a season... completed a 68-yard touchdown strike to Antwane Wells, Jr. In the win over Vanderbilt... hauled in a 48-yard touchdown pass from Kai Kroeger at Florida, the longest reception of his career... finished that contest with two catches for a career-high 73 yards... rushed six times for 21 yards with a career-best two TDs, completed one pass for 15 yards and hauled in two catches for 13 yards against Tennessee... made his lone start of the season in the TaxSlayer Gator Bowl against Notre Dame... presented with the "Above All Else" award at the team's post-season banquet... represented the Gamecocks at the SEC Media Days in July.



**2021 (Redshirt Junior)**

Played in all 13 games, making seven starts... played in all 12 games of the regular season at wide receiver, making six starts, then started at quarterback in the Duke's Mayo Bowl win over North Carolina... ranked third on the team with 24 catches for 221 yards and a touchdown... rushed 18 times for 77 yards and returned a pair of kickoffs for 48 yards... caught five passes in the win at East Carolina, including a touchdown grab on a 13-yard reception that tied the game late in the third quarter... hauled in four passes for a season-high 40 yards at Tennessee... also notched four receptions at Georgia... named the MVP of the Duke's Mayo Bowl after completing all nine of his pass attempts for 160 yards, including a 69-yard touchdown strike on the first series of the game, and ran 10 times for 64 yards... named to the A.P. All-Bowl Team... served as a team captain in four games: East Carolina, Tennessee, Vanderbilt and Auburn... named the 2021 Joe Morrison Co-Offensive Player of the Spring, the 2021 Jim Carlen Special Teams Player of the Spring and the 2021 Harold White GPA Award winner for the offense at the Garnet & Black Spring Game.

**2020 (Redshirt Sophomore)**

Played in all 10 games making two starts... caught seven passes for 55 yards and a touchdown... also rushed twice for 61 yards and a score... returned seven kicks for 165 yards, a 23.6-yard average... made his first career start at wide receiver in the season-opener versus Tennessee... took a reverse 47 yards to paydirt in the win at Vanderbilt... had one carry for 14 yards and caught his first pass against Auburn... led the team with a career-high four catches for 43 yards at Kentucky, including a career-long 30-yard TD reception... also totaled 75 yards on two kick returns, including a career-long 52-yarder, against the Wildcats.

**2019 (Redshirt Freshman)**

Redshirt freshman who began the season as the No. 3 quarterback, moved to wide receiver, returned to quarterback on a full-time basis following a season-ending injury to Jake Bentley, then split time between quarterback and wide receiver... limited to eight games in part due to injury... was 16-of-28 passing for 168 yards, rushed 29 times for 107 yards and a TD, and had six receptions for 46 yards... saw his first extended action at quarterback at Missouri, completing 6-of-11 passes for 89 yards... was not available for the Kentucky game with a hamstring injury... despite being less than 100 percent, was forced into the Georgia game after Ryan Hillinski was injured and went 6-for-12 for 39 yards and rushed six times for 28 yards in the upset win... sat out the next two games while allowing the hamstring to heal, before returning against Vanderbilt... played quarterback and wide receiver against both App State and Texas A&M... earned the coaches' Strength & Conditioning Award and the Unselfish Teammate Award for Offense from his peers following the season.

**2018 (Freshman)**

True freshman quarterback who primarily worked with the scout team while taking a redshirt... saw action against Chattanooga... completed 1-of-2 passes for 1 yard and rushed three times for 24 yards.

JOYNER'S STATISTICS							
-PASSING-							
Year	GP/GS	C-A-I	Pct.	Yds	TD	Lg	
2018	1/0	1-2-0	50.0	1	0	1	
2019	8/0	16-28-0	57.1	168	0	25	
2020	10/2	0-0-0	-	0	0	0	
2021	13/7	9-9-0	100.0	160	1	69	
2022	13/1	3-3-0	100.0	101	1	68	
<b>Total</b>	<b>45/10</b>	<b>29-42-0</b>	<b>69.0</b>	<b>430</b>	<b>2</b>	<b>69</b>	
-RUSHING-							
Year	GP/GS	Att	Yds	Avg	TD	Long	
2018	1/0	3	24	8.0	0	11	
2019	8/0	29	107	3.7	1	41	
2020	10/2	2	61	30.5	1	47	
2021	13/7	18	77	4.3	0	17	
2022	13/1	12	56	4.7	2	13	
<b>Total</b>	<b>45/10</b>	<b>64</b>	<b>325</b>	<b>5.1</b>	<b>4</b>	<b>47</b>	
-RECEIVING-							
Year	GP/GS	Rec	Yds	Avg	TD	Long	
2018	1/0	0	0	-	0	0	
2019	8/0	6	46	7.7	0	13	
2020	10/2	7	55	7.9	1	30	
2021	13/7	24	221	9.2	1	24	
2022	13/1	8	120	15.0	1	48	
<b>Total</b>	<b>45/10</b>	<b>45</b>	<b>442</b>	<b>9.8</b>	<b>3</b>	<b>48</b>	
-KICK RETURNS-							
Year	GP/GS	Ret	Yds	Avg	TD	Long	
2018	1/0	0	0	-	0	0	
2019	8/0	0	0	-	0	0	
2020	10/2	7	165	23.6	0	52	
2021	13/7	2	48	24.0	0	28	
2022	13/1	1	12	12.0	0	12	
<b>Total</b>	<b>45/10</b>	<b>10</b>	<b>225</b>	<b>22.5</b>	<b>0</b>	<b>52</b>	



**MOHAMED KABA**

**32**

**LB | 6-2 | 235 | R-JR | 2L**

**CLINTON, N.C. (CLINTON)**

Redshirt junior linebacker who missed most of the 2022 season after suffering a knee injury in the second game of the year at Arkansas... will be limited in the spring as he continues to rehab from the injury... physical presence who is an alpha-male... a strong, fast, productive player when healthy... can play two linebacker positions... was an SEC All-Freshman selection in 2020.

**2022 (Junior)**

Played in just two contests before suffering a torn ACL at Arkansas... started each of the first two games... recorded eight tackles including a half-tackle for loss... credited with four stops against both Georgia State and Arkansas... named the Most Improved Defensive Player of the Spring and the Jim Carlen Special Teams Player of the Spring... redshirted.

**2021 (Sophomore)**

Played in all 13 games in his second season for the Garnet & Black... credited with 32 tackles including a pair of tackles for loss... logged a season-high seven stops at Texas A&M, including a TFL... registered five tackles against both Auburn and Clemson... 25 of his 32 stops came in the season's final six games.

**2020 (Freshman)**

Linebacker who was named to the SEC Coaches' All-Freshman team... enrolled in January... did not participate in spring drills as he continued to rehab an ACL injury... saw more action as the season progressed... played in nine games, making three starts... recorded 13 tackles including a half tackle for loss... made his debut on special teams at Florida... logged his first two tackles at Vanderbilt... started each of the final three games against Missouri, Georgia and Kentucky... posted a season-high five tackles against Georgia and finished with four stops at Kentucky... named to the SEC First-Year Academic Honor Roll.

KABA'S STATISTICS											
Year	GP/GS	UT	AT	TT	TFL	QBS	INT	PBU	QBH	FF	FR
2020	9/3	4	9	13	0.5-3	0.0-0	0	0	0	0	0
2021	13/0	17	15	32	2.0-4	0.0-0	0	0	1	0	0
2022	2/2	5	3	8	0.5-1	0.0-0	0	1	0	0	0
<b>Total</b>	<b>24/5</b>	<b>26</b>	<b>27</b>	<b>53</b>	<b>3.0-8</b>	<b>0.0-0</b>	<b>0</b>	<b>1</b>	<b>1</b>	<b>0</b>	<b>0</b>



**JALON KILGORE**

**24**

**DB | 6-1 | 207 | FR | HS**

**EATONTON, GA. (PUTNAM COUNTY)**

True freshman defensive back who enrolled in January and will go through spring drills for the first time... will work at safety initially, but could also cross-train at cornerback.



**TREY KNOX**

**1**

**TE | 6-5 | 250 | GR | TR**

**MURFREESBORO, TENN. (BLACKMAN/ARKANSAS)**

Veteran tight end who joins the squad this spring after spending the past four years with Arkansas... expected to be an immediate contributor at a position that has been completed retooled in the off-season... caught 81 passes for 892 yards and nine touchdowns for the Hogs in 45 games including 29 starts.

**2022 (Senior)**

Started all 12 games in which he appeared at Arkansas... caught 26 passes for 296 yards and five TDs... caught a season-high six passes for 75 yards with two scores in the season-opener against Cincinnati... logged four receptions for 66 yards with a touchdown in the win over BYU... had two catches, both for touchdowns, against Liberty... finished the season with seven catches in the last two contests vs Ole Miss (3) and Missouri (4)... had a pair of 36-yard receptions against Alabama and BYU... named to the SEC Fall Academic Honor Roll.

**2021 (Junior)**

Played in 12 games catching 20 passes for 141 yards and a touchdown... recorded six games with multiple receptions... totaled a season high five receptions for 37 yards and a score at Ole Miss... caught four passes for 26 yards in victory over Mississippi State... registered four catches for 47 yards with a long of 16 at Alabama... named to the SEC Fall Academic Honor Roll.

**2020 (Sophomore)**

Played in all 10 games and made six starts, recording seven catches for 70 yards... recorded season-highs of three catches for 31 yards in the win at Mississippi State... hauled in a season-long catch of 22 yards at Missouri... according to Pro Football Focus, saw action in 228 offensive snaps and 25 special teams snaps... tallied a 66.1 single-game offensive grade against Mississippi State, his highest of the year... named to the SEC Fall Academic Honor Roll.

**2019 (Freshman)**

Started all 11 games he played at wide receiver as a freshman for the Razorbacks in 2019... saw most of his snaps (512) out wide with 21 coming in the slot and four lined up in the backfield according to Pro Football Focus... hauled in 28 passes for 385 yards, scoring three times, averaging 13.8 yards per catch and 35.0 yards per game... ranked third among SEC freshman receivers in yards (385), yards per catch (13.8), receptions per game (2.5) and yards per game (35.0)... was third on the team in receiving yards... totaled 96 yards after catch... caught one pass in the season opener vs. Portland State for 38 yards... racked up a team-best six catches and 88 yards in the conference-opening game at Ole Miss... had a 49-yard reception in the contest, which was the longest play from scrimmage for the second consecutive game and the longest reception by a true freshman since 2003... added six catches for a career-high 90 yards against Colorado State, scoring his first touchdown on a 24-yard pass... hauled in another touchdown the following week against San Jose State, with a season-high eight receptions on 83 yards and a touchdown... logged 20 receptions over a three-game stretch in September.

KNOX'S STATISTICS						
-RUSHING-						
Year	GP/GS	Att	Yds	Avg	TD	Long
2019*	11/11	0	0	-	0	-
2020*	10/6	0	0	-	0	-
2021*	12/0	0	0	-	0	-
2022*	12/12	1	0	0.0	0	0
<b>Total</b>	<b>45/29</b>					
-RECEIVING-						
Year	GP/GS	Rec	Yds	Avg	TD	Long
2019*	11/11	28	385	13.8	3	49
2020*	10/6	7	70	10.0	0	22
2021*	12/0	20	141	7.0	1	16
2022*	12/12	26	296	11.4	5	36
<b>Total</b>	<b>45/29</b>	<b>81</b>	<b>892</b>	<b>11.0</b>	<b>9</b>	<b>49</b>

\*-Arkansas



**KAI KROEGER**  
 P | 6-4 | 220 | SR | 3L  
 LAKE FOREST, ILL.  
 (LAKE FOREST)

Returning All-American and All-SEC punter... emerging not just as a top punter in the SEC and nationally, but becoming one of the best leaders on the team... leads by example but becoming more of a vocal leader as well... does things the right way both on and off the field... averaging 44.2-yards per punt in his career, which ranks second on the school's all-time career list behind Joseph Charlton (45.5)... good athlete who is also one of the best holders in the country... is a perfect 6-for-6 in career pass attempts, including three touchdowns.

**2022 (Junior)**

Turned in arguably the best seasons by a punter in school history... named a First-Team All-American by ESPN.com and by The Athletic... was a second-team All-American according to Walter Camp and AFCA and a fourth-teamer according to Phil Steele... named first-team All-SEC by the Associated Press, the league's 14 coaches, Phil Steele and USA TODAY... awarded the Jim Carlen Special Teams MVP Award and the Nutrition Award at the team banquet... one

of 10 semifinalists for the Ray Guy Award... listed on "Ray's 8" six times during the season and was the Ray Guy National Punter of the Week following the Georgia State game... one of four finalists for the Mortell Award, which recognizes the nation's top holder... named the SEC co-Special Teams Player of the Week following the Vanderbilt game and was the SEC's Special Teams Player of the Week for his performance at Clemson... averaged 46.1 yards per punt this season, the best mark in the SEC, fifth in the country and the second-best single-season mark in school history... 18 of his 58 punts traveled 50 or more yards, including a season-long 79-yarder, the fourth-longest in FBS this season... 29 punts (50 pct.) pinned opponents inside their own 20-yard line... completed all four of his pass attempts, two on fake punts (vs. Georgia and at Florida) and two on fake field goal (vs. Vanderbilt and vs Notre Dame)... threw for 107 yards and two touchdowns, logging a passing efficiency rating of 489.7... appeared on "Ray's 8" list for his performance against Georgia State, Georgia, Texas A&M, Missouri, Vanderbilt and Florida... averaged 49.1-yards on seven punts with a long of 79 in the season-opener against Georgia State, earning Ray Guy National Punter of the Week accolades... averaged 53.6-yards with a long of 69 yards on five punts at Vanderbilt... threw a 48-yard touchdown pass on a fake punt at Florida... saved his best game for last when he averaged 53.7 yards on seven punts at Clemson, with three inside the five-yard line... threw a 23-yard touchdown pass in the TaxSlayer Gator Bowl against Notre Dame... named to the SEC Fall Academic Honor Roll.

**2021 (Sophomore)**


Averaged 42.9 yards on 59 punts... ranked 10th in the SEC in punting average... logged 14 punts of 50-plus yards with 23 fair catches, 23 inside the 20 and just two touchbacks... boomed a pair of punts that traveled 70-plus yards including a career-long 73-yarder at Texas A&M... also had a 70-yarder against Vanderbilt... is the only Carolina punter to have two 70-yard punts since 1984... named the SEC Special Teams Player of the Week and Ray Guy National Punter of the Week for his efforts against Vanderbilt when he averaged 56.8 yards on four punts... listed on "Ray's 8" list for his efforts against Kentucky when he placed four of five punts inside the 20... threw a 44-yard touchdown pass on a fake punt at Tennessee... named to the SEC Fall Academic Honor Roll.

**2020 (Freshman)**

True freshman who enrolled in August and won the starting punting duties in fall camp... also served as the holder on placements... named to the SEC Coaches' All-Freshman team after averaging 43.3-yards per punt... boomed 39 punts for 1,690 yards with a long of 53... totaled seven punts of 50-plus yards and placed eight inside the 20 with just two touchbacks... ranked eighth in the SEC in punting average... got off to a slow start, with his first 10 punts over two games averaging just 37.8 yards... averaged 45.2 yards the rest of the season... averaged a single-game best 48.5 yards on two punts in the rain at Vanderbilt... boomed five punts for 242 yards (48.4 avg.) including a season-best 53-yarder, with three balls spotted inside the 20 in the win over Auburn, earning him SEC Special Teams Player of the Week honors... averaged 44.5 yards on two punts against Texas A&M, then averaged 44.7 yards on a season-high seven punts against Missouri... averaged 46.0 yards on four punts, including a 52-yarder, against Georgia... completed his lone pass of the season, a 22-yarder to Dakereon Joyner on a fake punt for a first down at Kentucky... named to the SEC First-Year Academic Honor Roll.



KROEGER'S STATISTICS									
-PUNTING-									
Year	GP	No.	Yards	Avg.	Long	TB	FC	I20	50+
2020	10	39	1690	43.3	53	2	15	8	7
2021	13	59	2534	42.9	73	2	23	23	14
2022	13	58	2675	46.1	79	5	11	29	18
<b>Total</b>	<b>36</b>	<b>156</b>	<b>6899</b>	<b>44.2</b>	<b>79</b>	<b>9</b>	<b>49</b>	<b>60</b>	<b>39</b>
-PASSING-									
Year	GP	C-A-I	Pct.	Yds	TD	Lg			
2020	10	1-1-0	100.0	22	0	22			
2021	13	1-1-0	100.0	44	1	44			
2022	13	4-4-0	100.0	107	2	48			
<b>Total</b>	<b>36</b>	<b>6-6-0</b>	<b>100.0</b>	<b>173</b>	<b>3</b>	<b>48</b>			

**VERSHON LEE** **53**  
**OL | 6-4 | 310 | R-JR | 2L**  
**WOODBRIDGE, VA. (FREEDOM)**

Fourth-year offensive lineman who figures to work in the middle of the line again in 2023... will get a long look at center following the departure of Eric Douglas... also has extensive experience at guard... very smart and capable of making the offensive line calls... has appeared in 28 games, making 17 career starts.

**2022 (Redshirt Sophomore)**

Third-year player who appeared in 12 contests including seven starts... started at left guard in each of the first seven games this season... did not make the trip to Florida due to illness.

**2021 (Redshirt Freshman)**

Appeared in all 13 games, making nine starts... began the season as a reserve but moved into the starting lineup at left guard against Troy in week five and did not relinquish his starting role for the remainder of the season... named to the SEC Fall Academic Honor Roll.

**2020 (Freshman)**

True freshman offensive tackle who enrolled in January and went through the abbreviated spring drills... saw action in each of the season's first three games... made his collegiate debut against Tennessee... made his first career start at Vanderbilt, playing the right tackle position... redshirted... named to the SEC First-Year Academic Honor Roll.




**XAVIER LEGETTE** **17**  
**WR | 6-3 | 220 | S-SR | 4L**  
**MULLINS, S.C. (MULLINS)**

Athletic player who hopes a big performance in the TaxSlayer Gator Bowl propels him to a breakout season in 2023... contributes both at wide receiver and on special teams... bigger body who has big play capabilities... has appeared in 41 games with 20 career starts... has 42 career receptions for 423 yards with five receiving touchdowns and one kickoff return for a score... set a school record with a 29.4-yard average on 15 kickoff returns in 2022 and is averaging 29.2-yards on 19 returns in his career, one return shy of qualifying for the school record held by Deebo Samuel at 29.0.

**2022 (Senior)**

Played in all 13 games, making seven starts... caught 18 passes for 167 yards and three touchdowns, rushed seven times for 21 yards and returned 15 kicks for 441 yards, a school-record 29.4-yard average (15 returns minimum) with one touchdown... took the opening kick against Texas A&M 100 yards for a touchdown... it tied for the second-longest return in school history and was the first kickoff return for a touchdown by a Gamecock since Deebo Samuel went the distance at Ole Miss in 2018... earned SEC Special Teams Player of the Week accolades for his performance... logged kickoff returns of 32- and 31-yards against Charlotte and Arkansas, respectively... caught two passes for 33 yards and a score at Vanderbilt, while also rushing twice for a career-high 28 yards... recorded a pair of catches against Georgia, Missouri and Florida...

had the best game of his career in the TaxSlayer Gator Bowl against Notre Dame when he caught a career-high seven passes for a career-high 78 yards with two touchdowns, including an incredible 42-yard TD reception... had a huge spring, earning the Gamecocks' Toughness Award for the offense.

**2021 (Junior)**

Played in 11 games, making four starts... caught eight passes for 63 yards and a touchdown... missed some time during the season after being injured in an off-the-field accident... hauled in the game-winning touchdown, a nine-yard reception, with 37 seconds remaining in a 21-20 win vs. Vanderbilt... started the game and finished with four catches for 31 yards in his first significant action of the season... had a crucial 20-yard catch on a third down conversion in the second half of a 21-17 win vs. Auburn.

**2020 (Sophomore)**

Second-year receiver who appeared in six games, all starts... started the first six contests before injuries sidelined him for the final four games... caught seven passes for 113 yards, an average of 16.1 per catch... best game came in the season opener against Tennessee when he grabbed four passes for a career-high 61 yards, including a career-long 42-yard reception... had a pair of catches for 30 yards at Vanderbilt... named to the SEC Fall Academic Honor Roll.

**2019 (Freshman)**

True freshman who saw action in 11 games on special teams and at wide receiver... did not play in the season finale vs. Clemson... caught nine passes for 80 yards with a touchdown... also credited with four kickoff returns for 113 yards, a 28.2-yard average... started three contests, getting the nod against Vanderbilt, Appalachian State and Texas A&M... logged his first reception against Kentucky... made his first start against Vanderbilt and logged three catches for 34 yards, including a career-long 20-yard touchdown reception... also handled kickoff return duties for the first time in that contest... had his best game against Appalachian State when he recorded career highs with five receptions for 42 yards... made an impact on special teams at Texas A&M with two kickoff returns for 74 yards, including a career-long of 50 yards... named to the SEC First-Year Academic Honor Roll.

**LEGETTE'S STATISTICS**

-RUSHING-						
Year	GP/GS	Att	Yds	Avg	TD	Long
2019	11/3	0	0	-	0	-
2020	6/6	0	0	-	0	-
2021	11/4	0	0	-	0	-
2022	13/7	7	21	3.0	0	19
<b>Total</b>	<b>41/20</b>	<b>7</b>	<b>21</b>	<b>3.0</b>	<b>0</b>	<b>19</b>
-RECEIVING-						
Year	GP/GS	Rec	Yds	Avg	TD	Long
2019	11/3	9	80	8.9	1	20
2020	6/6	7	113	16.1	0	42
2021	11/4	8	63	7.9	1	20
2022	13/7	18	167	9.3	3	42
<b>Total</b>	<b>41/20</b>	<b>42</b>	<b>423</b>	<b>10.1</b>	<b>5</b>	<b>42</b>
-KICK RETURNS-						
Year	GP/GS	No	Yds	Avg	TD	Long
2019	11/3	4	113	28.2	0	50
2020	6/6	0	0	-	0	-
2021	11/4	0	0	-	0	-
2022	13/7	15	441	29.4	1	100
<b>Total</b>	<b>41/20</b>	<b>19</b>	<b>554</b>	<b>29.2</b>	<b>1</b>	<b>100</b>





**DANIEL LESTER** **42**  
**PK | 6-2 | 212 | R-FR | SQ**  
**LAND O' LAKES, FLA. (SUNLAKE)**

Redshirt freshman walk-on placekicker who joined the squad last summer... great fit in the room and in the program... strong guy who brings versatility as both a field goal kicker and a kickoff specialist... looking for a good winter in the weight room that translates to even more length strength and pop in spring practice.

**2022 (Freshman)**

Joined the team in the summer as a walk-on... redshirted in his first season.



**EDDIE LEWIS** **85**  
**WR | 6-0 | 185 | GR | TR**  
**HARLEM, N.Y.**  
**(MATER DEI/MEMPHIS)**

Graduate transfer who joined the team in January after playing most recently at Memphis after beginning his career at Rutgers... expected to make an immediate contribution at the wide receiver position and as a returner on special teams... considered an explosive playmaker who has 93 career receptions for 1,161 yards in four years split between Rutgers and Memphis.

**2022 (Redshirt Senior)**

Earned second-team All-AAC honors as a returner at Memphis by PFF and Phil Steele... appeared in all 13 games, earning 11 starts... totaled 41 receptions for 603 yards and seven touchdowns... tied for the team lead in touchdown receptions... also had 27 punt returns for 255 yards and one score... ranked 14th in the NCAA and second in the AAC, averaging 9.4 yards per punt return... notched a season-high six catches against both Mississippi State and Houston... had three catches for a season-high 94 yards and two touchdowns at Tulane... returned a punt 60 yards for a touchdown in victory over North Alabama, earning a spot on the AAC Weekly Honor Roll... reeled in five receptions for 83 yards and two scores in win over Utah State in the SERVPRO First Responder Bowl... coached by Ryan Silverfield.

**2021 (Redshirt Junior)**

Appeared in all 12 games in his first season at Memphis, earning eight starts... caught 22 passes for 349 yards and four touchdowns... had three receptions for a season-high 93 yards, including a 75-yard touchdown against East Carolina... reeled in a season-best six receptions for 43 yards and a touchdown in win over No. 23/24 SMU... notched three receptions for 92 yards and a score in win over Navy.

**2020 (Redshirt Sophomore)**

Spent the season in the JUCO ranks at Butler Community College in El Dorado, Kan... the Grizzlies played their season in the spring of 2021... caught 23 passes for 512 yards in six games, an average of 22.3-yards per catch, with four touchdowns... added five kickoff returns for 112 yards, a 22.4-yard average, and three punt returns for four yards... averaged 104.7 all-purpose yards per game.

**2019 (Sophomore)**


Appeared in four games with one start in his second season at Rutgers... hauled in six passes for 36 yards and a touchdown... made his season debut against Maryland and had one reception... earned first collegiate start versus No. 20 Minnesota and recorded three receptions... scored first career touchdown in the win over Liberty... redshirted.

**2018 (Freshman)**

Played in all 12 games as a true freshman at Rutgers... coached by Chris Ash... totaled 24 receptions for 173 yards... recorded the most catches by a Rutgers true freshman since 2009... picked up nine first downs... recorded two receptions for 10 yards in collegiate debut against Texas State... led the team with four receptions for 43 yards at Kansas... totaled three catches versus Buffalo and Indiana... hauled in four passes versus Illinois and Northwestern... enrolled in January and participated in spring practice.

LEWIS' STATISTICS						
-RUSHING-						
Year	GP/GS	Att	Yds	Avg	TD	Long
2018*	12/0	0	0	-	0	-
2019*	4/1	0	0	-	0	-
2020						
-Butler C.C.-						
2021**	12/8	0	0	-	0	-
2022**	13/11	2	10	5.0	0	11
<b>Total</b>	<b>41/20</b>	<b>2</b>	<b>10</b>	<b>5.0</b>	<b>0</b>	<b>11</b>
-RECEIVING-						
Year	GP/GS	Rec	Yds	Avg	TD	Long
2018*	12/0	24	173	7.2	0	26
2019*	4/1	6	36	6.0	1	11
2020						
-Butler C.C.-						
2021**	12/8	22	349	15.9	4	75
2022**	13/11	41	603	14.7	7	55
<b>Total</b>	<b>41/20</b>	<b>93</b>	<b>1161</b>	<b>12.5</b>	<b>12</b>	<b>75</b>
-PUNT RETURNS-						
Year	GP/GS	No	Yds	Avg	TD	Long
2018*	12/0	0	0	-	0	-
2019*	4/1	0	0	-	0	-
2020						
-Butler C.C.-						
2021**	12/8	0	0	-	0	-
2022**	13/11	27	255	9.4	1	60
<b>Total</b>	<b>41/20</b>	<b>27</b>	<b>255</b>	<b>9.4</b>	<b>1</b>	<b>60</b>

\*-Rutgers \*\*-Memphis



**GRAYSON MAINS** **57**  
**OL | 6-5 | 298 | R-FR | SQ**  
**CUMMING, GA.**  
**(LAMBERT)**

Redshirt freshman offensive lineman who is settling in as a tackle/guard guy after originally being projected as more of a center.

**2022 (Freshman)**

Worked with the scout team in his first season with the Garnet & Black... did not see any game action... redshirted.



**PAYTON MANGRUM** **13**  
**WR | 6-0 | 200 | R-JR | 2L**  
**GREENVILLE, S.C.**  
**(EASTSIDE)**

Fourth-year player... adds depth to the wide receiving corps... can play all three wide receiver positions... valuable special teams performer... has appeared in 27 games over the past three seasons.

**2022 (Redshirt Sophomore)**

Awarded the Jake Manus scholarship prior to the start of the fall semester... nominated for the Bursworth Trophy as a player who began his career as a walk-on... selected as the Most Inspirational Walk-on at the team's post-season banquet... saw action in all 13 games, primarily on special teams... credited with two tackles... named to the SEC Fall Academic Honor Roll.


**2021 (Redshirt Freshman)**

Played in all 13 games, primarily on special teams, earning his first varsity letter... caught a 44-yard touchdown pass from Kai Kroeger on a fake punt at Tennessee... named to the SEC Fall Academic Honor Roll.

**2020 (Freshman)**

True freshman walk-on wide receiver who joined the squad in the summer... made his collegiate debut in the season-finale at Kentucky... did not record any statistics... named to the SEC First-Year Academic Honor Roll.

MANGRUM'S STATISTICS						
Year	GP/GS	Rec	Yds	Avg	TD	Long
2020	1/0	0	0	-	0	-
2021	13/0	1	44	44.0	1	44
2022	13/0	0	0	-	0	-
<b>Total</b>	<b>27/0</b>	<b>1</b>	<b>44</b>	<b>44.0</b>	<b>1</b>	<b>44</b>




**D'ANDRE MARTIN** **99**  
**DL | 6-4 | 305 | R-FR | SQ**  
**DURHAM, N.C.**  
**(LIFE CHRISTIAN ACADEMY)**

Redshirt freshman who works in the middle of the defensive line... considered a hard worker... advanced from where he was at this point last year... gaining confidence.

**2022 (Freshman)**

True freshman defensive tackle... graduated from high school at the semester end and enrolled in January... saw action in the Charlotte contest... did not record any statistics.

**BAM MARTIN-SCOTT** **22**  
**LB | 6-2 | 227 | R-SR | 1L**  
**FORT WAYNE, IND.**  
**(SNIDER/DODGE CITY C.C.)**

Former junior college linebacker who begins his third season with the squad... versatile player who is long and super athletic... can play two spots.

**2022 (Reshirt Junior)**

Appeared in all 13 games as a reserve linebacker and on special teams... credited with 16 tackles including 10 solo stops... had an interception and three pass breakups... notched his lone tackle for loss against Georgia... recorded his first interception in the win over South Carolina State... posted a career-high four tackles and forced his first career fumble at Florida.

**2021 (Junior)**

Joined the team in August after spending two seasons at Dodge City (Kan.) Community College... appeared in four contests as a special teams contributor... saw action against Kentucky, Texas A&M, Auburn and Clemson... did not record any statistics... redshirted.

**2020 (Sophomore)**

Spent his second year at Dodge City (Kan.) C.C... the Conquistadors did not play in the fall of 2020 due to COVID-19.

**2019 (Freshman)**

Earned honorable mention all-KJCCC honors at Dodge City (Kan.) C.C... coached by Ricky Coon.

MARTIN-SCOTT'S STATISTICS											
Year	GP/GS	UT	AT	TT	TFL	QBS	INT	PBU	QBH	FF	FR
2019											
-Dodge City (Kan.) C.C.-											
2020											
-Dodge City (Kan.) C.C.-											
2021	4/0	0	0	0	0.0-0	0.0-0	0	0	0	0	0
2022	13/0	10	6	16	1.0-2	0.0-0	1	3	1	1	0
<b>Total</b>	<b>17/0</b>	<b>10</b>	<b>6</b>	<b>16</b>	<b>1.0-2</b>	<b>0.0-0</b>	<b>1</b>	<b>3</b>	<b>1</b>	<b>1</b>	<b>0</b>



**CHASE McCRACKEN** **35**  
**RB | 5-10 | 203 | R-FR | SQ**  
**HILTON HEAD, S.C.**  
**(HILTON HEAD ISLAND)**

Redshirt freshman who adds depth in a revamped running back room.

**2022 (Freshman)**

Walk-on running back who joined the squad in the summer... worked with the scout team... did not see any game action... redshirted.



**JUJU McDOWELL** **0**  
**RB | 5-9 | 180 | JR | 2L**  
**BAINBRIDGE, GA.**  
**(LEE COUNTY)**

Dynamic play-maker out of the backfield who figures to play a significant role again in 2023... has appeared in 25 games over the past two seasons, making four starts... has rushed 114 times for 467 yards with four rushing touchdowns... has added 33 receptions for 258 yards and a score... has 474 yards on 20 kick returns, a 23.7-yard average... earned two spots on the Coaches' Freshman All-SEC squad in 2021 as an all-purpose back and return specialist... was recognized as the school's Male Freshman of the Year at the 2022 All-Sports Gala.


**2022 (Sophomore)**

Second-year running back who played in all 13 games making a pair of starts... third on the team in rushing with 219 yards on 62 carries with two touchdowns... also caught 24 passes for 205 yards and a score... added five kickoff returns for 80 yards with a long of 27 yards... found the endzone against Arkansas, Charlotte and Tennessee... was on the receiving end of a career-high four passes against Charlotte... tallied his season-best performance on the ground in the win over Vanderbilt when he rushed five times for a season-high 48 yards... hauled in a career-long 65 yard pass in the win over Clemson. earned the start against Tennessee and in the TaxSlayer Gator Bowl against Notre Dame.

**2021 (Freshman)**

Played in 12 games, making two starts as a true freshman... earned Freshman All-SEC honors from the league's 14 coaches as both an all-purpose back and as a return specialist... earned fourth-team All-SEC accolades as a kick returner from Phil Steele... finished third on the squad in rushing with 248 yards on 52 carries... caught nine passes for 53 yards and returned 15 kicks for 394 yards, a 26.3-yard average... ranked third in the SEC in kickoff returns and fourth in kick return yards... ranked third in the SEC and 20th in the country in kick return average... best game came at East Carolina when he rushed for a game-high 71 yards on 11 carries and returned a kickoff a season-best 63 yards, setting up the game-tying score in the fourth quarter... returned three kicks for a season-high 81 yards at Tennessee... scored his first career touchdown against Florida on a 2-yard run... had a 35-yard touchdown run, his longest rush of the season, in the Duke's Mayo Bowl win over North Carolina... made starts against Tennessee and Texas A&M.

MCDOWELL'S STATISTICS						
-RUSHING-						
Year	GP/GS	Att	Yds	Avg	TD	Long
2021	12/2	52	248	4.8	2	35
2022	13/2	62	219	3.5	2	27
<b>Total</b>	<b>25/4</b>	<b>114</b>	<b>467</b>	<b>4.1</b>	<b>4</b>	<b>35</b>
-RECEIVING-						
Year	GP/GS	Rec	Yds	Avg	TD	Long
2021	12/2	9	53	5.9	0	13
2022	13/2	24	205	8.5	1	65
<b>Total</b>	<b>25/4</b>	<b>33</b>	<b>258</b>	<b>7.8</b>	<b>1</b>	<b>65</b>
-KICK RETURNS-						
Year	GP/GS	Ret	Yds	Avg	TD	Long
2021	12/2	15	394	26.3	0	63
2022	13/2	5	80	16.0	0	27
<b>Total</b>	<b>25/4</b>	<b>20</b>	<b>474</b>	<b>23.7</b>	<b>0</b>	<b>63</b>

**XZAVIER McLEOD** **64**  
**DT | 6-5 | 320 | FR | HS**  
**CAMDEN, S.C.**  
**(CAMDEN)**

True freshman defensive tackle who graduated from high school early and enrolled at Carolina in January... big body... has natural skills for a player of his size.



**REID MIKESKA** **86**  
**TE | 6-6 | 242 | FR | HS**  
**CYPRESS, TEXAS**  
**(BRIDGELAND)**

True freshman who graduated from high school early and enrolled at South Carolina in January... will compete in a completely overhauled tight end room.



**DANTE MILLER**

25

RB | 5-9 | 200 | GR | SQ

ROCKINGHAM, N.C.  
(RICHMOND/COLUMBIA)

Running back who is appealing to gain another year of eligibility... if eligible, would add some experienced depth to the room... "Lil Turbo" came to South Carolina a year ago as a graduate transfer walk-on from Columbia University... smart, mature player who brings a lot of speed to the field... played in 26 games, making seven starts at Columbia from 2018-21... rushed for 1,281 yards on 258 carries with six TDs... career-long run of 83 yards ranks as the sixth-longest rush in school history... ranked ninth in career rushing yards (1,281), fourth in yards per carry (5.0), and seventh in rushing yards per game (49.3) in Columbia history... in Columbia season records, ranks sixth in rushing yards (814), fifth in yards per carry (5.6), and seventh in yards rushing per game (81.4).

**2022 (Graduate)**

Graduate transfer from Columbia University... appeared in each of the first six games of the season... rushed six times for 38 yards, an average of 6.3 yards per carry... best game came against South Carolina State when he carried twice for 29 yards, including a long of 23... also had carries against Georgia State, Georgia and Charlotte... earned his Ivy League degree in May.

**2021 (Senior)**

Earned First Team All-Ivy League honors by Phil Steele... saw action in all 10 games with four starts... ranked second in the Ivy League in both rushing yards (814) and rushing yards per game (81.4), third in rushing yards per carry (5.6), and fourth in all-purpose yardage per game (92.2)... scored four touchdowns... ranked 26th nationally in rushing yards per carry and 30th in rushing yards per game... logged three 100-yard rushing games and three runs of 60 yards or more... had six runs of 40 yards or more and 12 rushes for over 20 yards... registered his first career 100-yard rushing game with 117 yards on 18 carries in the season opener against Marist... rushed for 136 yards on 18 carries, including a 65-yard score at Central Connecticut State... posted career-bests with 187 yards rushing, including a long run of 75 yards versus Penn... the 187 yards tied for the 11th-best single-game rushing performance and his 11.7-yards per carry ranked as the eighth-best mark in school history... accumulated 323 rushing yards, on 23 attempts for a 9.5 yards per carry average in back-to-back games at CCSU and Penn, ranking as the third-best total for rushing yards in consecutive games at Columbia.

**2020 (Junior)**

Season canceled due to COVID pandemic.

**2019 (Sophomore)**

Played in all 10 games with two starts... rushed for 150 yards and one touchdown on 52 carries... finished with a season-high 38 yards rushing, including a season-long 18-yard run in the season opener at Saint Francis, Pa... scored on a 17-yard touchdown run vs. Penn.

**2018 (Freshman)**

Saw action in six games with one start at Columbia before suffering a season-ending injury... rushed for 317 yards and one touchdown on 61 carries for a team-best 5.2 average and 52.8 average yards per game... was a two-time Ivy League Rookie of the Week selection... named the Ivy League Rookie of the Week after he led the Lions with 93 rushing yards on eight carries and scored his first career TD on an 83-yard burst at Central

MILLER'S STATISTICS						
-RUSHING-						
Year	GP	Att	Yds	Avg	TD	Long
2018*	6	61	317	5.2	1	83
2019*	10	52	150	2.9	1	18
2020*	-DNP-					
2021*	10	145	814	5.6	4	75
2022	6	6	38	6.3	0	23
<b>COLA*</b>	<b>26</b>	<b>258</b>	<b>1281</b>	<b>5.0</b>	<b>6</b>	<b>83</b>
<b>SC</b>	<b>6</b>	<b>6</b>	<b>38</b>	<b>6.3</b>	<b>0</b>	<b>23</b>
<b>Total</b>	<b>32</b>	<b>264</b>	<b>1319</b>	<b>5.0</b>	<b>6</b>	<b>83</b>
-RECEIVING-						
Year	GP	Rec	Yds	Avg	TD	Long
2018*	6	5	22	4.4	0	12
2019*	10	6	8	1.3	0	10
2020*	-DNP-					
2021*	10	9	43	4.8	0	15
2022	6	0	0	-	0	-
<b>COLA*</b>	<b>26</b>	<b>20</b>	<b>73</b>	<b>3.7</b>	<b>0</b>	<b>15</b>
<b>SC</b>	<b>6</b>	<b>0</b>	<b>0</b>	<b>-</b>	<b>0</b>	<b>-</b>
<b>Total</b>	<b>32</b>	<b>20</b>	<b>73</b>	<b>3.7</b>	<b>0</b>	<b>15</b>
-KICK RETURNS-						
Year	GP	Ret	Yds	Avg	TD	Long
2018*	6	0	0	-	0	-
2019*	10	0	0	-	0	-
2020*	-DNP-					
2021*	10	4	63	15.8	0	28
2022	6	0	0	-	0	-
<b>COLA*</b>	<b>26</b>	<b>4</b>	<b>63</b>	<b>15.8</b>	<b>0</b>	<b>28</b>
<b>SC</b>	<b>6</b>	<b>0</b>	<b>0</b>	<b>-</b>	<b>0</b>	<b>-</b>
<b>Total</b>	<b>32</b>	<b>4</b>	<b>63</b>	<b>15.8</b>	<b>0</b>	<b>28</b>

\*-Columbia

Connecticut State... the 83-yard run ranked as the longest run in school history for a first-year player and as the sixth-longest run in school history... his 11.6-yards per carry tied for the eighth best single-game mark in school history and the top mark for a first-year performer... the 93-yard effort against CCSU ranked as the third-most rushing yards for a freshman in school history... made his first career start versus Princeton... ran for 80 yards on a career-high 18 attempts vs. Marist... caught a career-high four passes at Penn.



**JAKAI MOORE**

55

OL | 6-6 | 305 | R-SR | 3L

NOKESVILLE, VA.  
(PATRIOT)

Offensive lineman who is long and very athletic... uses his length to his advantage... combo guy who has seen action at both tackle and guard during his career... figures to open spring drills at a guard position... has appeared in 33 games, making 19 starts... has made 12 career starts at left tackle, four at right tackle and three at left guard.

**2022 (Redshirt Junior)**

Fourth-year offensive lineman... appeared in all 13 games, working at both left tackle and left guard... earned eight starts, five at left tackle and three at left guard... moved into the starting lineup in week 4 against Charlotte at left tackle... held that starting position for five-consecutive games... started the final three games at left guard, the wins over Tennessee and Clemson and the loss in the TaxSlayer Gator Bowl against Notre Dame.

**2021 (Redshirt Sophomore)**

Sat out spring ball after undergoing surgery for turf toe on his left foot... appeared in nine games, making three starts... earned starts at left tackle against Georgia, Kentucky and Troy... named to the SEC Fall Academic Honor Roll.

**2020 (Redshirt Freshman)**

Second-year player who appeared in eight games making six starts... started each of the first two games (Tennessee and Florida) at right tackle... came off the bench to play in two of the next four contests... moved to left tackle where he started the final four games (Ole Miss, Missouri, Georgia and Kentucky)... helped pave the way for Kevin Harris to become Carolina's first 1,000-yard rusher since 2013... named to the SEC Fall Academic Honor Roll.

**2019 (Freshman)**

True freshman who saw action in three games, making a pair of starts, but retained the year of eligibility... saw his first action in the win over Charleston Southern... got the starting nod at right tackle against Vanderbilt following injuries to Dylan Wonnum and Jaylen Nichols... also made the start at right tackle in the season finale against Clemson... named to the SEC First-Year Academic Honor Roll.



**JONDARIUS MORGAN**

64

OL | 6-3 | 312 | R-SO | SQ

BIRMINGHAM, ALA.  
(HUFFMAN)


Third-year offensive lineman who works at a guard position... has displayed skills and appears ready to take a big jump... has played in two contests during his Gamecock career.

**2022 (Redshirt Freshman)**

Second-year offensive lineman... saw limited action in two contests... appeared against both Charlotte and South Carolina State.

**2021 (Freshman)**

Joined the squad in the summer... missed much of the campaign with an injury... redshirted in his first year in the Garnet & Black... named to the 2021-22 SEC First Year Academic Honor Roll.

**JOSEPH MORRIS** **87**  
 WR | 6-0 | 192 | R-SO | SQ  
 CAMDEN, S.C.  
 (CAMDEN/NORTH GREENVILLE)

Walk-on wide receiver who begins his second spring with the squad... transferred from North Greenville where he played in one contest as a true freshman.

**2022 (Redshirt Freshman)**

First year with the program... joined the team in the spring and went through spring drills... worked with the scout team... did not see any game action.

**2021 (Freshman)**

Spent the fall as a member of the North Greenville Crusaders football team... appeared in one contest, seeing action against Delta State... coached by Jeff Farrington.



**AARON MORTON** **81**  
 WR | 5-8 | 177 | R-SO | SQ  
 CINCINNATI, OHIO  
 (LOVELAND)


Walk-on wide receiver who is in his third year with the program.

**2022 (Redshirt Freshman)**

Wide receiver who was in his second season with the squad... worked with the scout team... did not see any game action... named to the SEC Fall Academic Honor Roll.

**2021 (Freshman)**

Joined the squad in the summer as a walk-on wide receiver... worked with the scout team... did not see any game action... redshirted... named to the 2021-22 SEC First-Year Academic Honor Roll.



**KEENAN NELSON JR.** **18**  
 DB | 6-1 | 205 | R-FR | SQ  
 PHILADELPHIA, PA.  
 (ST. JOSEPH'S PREP)

Redshirt freshman defensive back... physically developed player with a great frame and length... looks to take the next step... has an opportunity to be a starter and help on special teams... plays Nickel and could also help at safety.

**2022 (Freshman)**

Appeared in four games as a true freshman, including a start in the TaxSlayer Gator Bowl against Notre Dame at the Nickel position... credited with four tackles and one quarterback hurry... saw action against Georgia State, Georgia and Clemson before getting the start in the bowl game... all of his stats came in the bowl game... retained his redshirt season.

**NELSON JR.'S STATISTICS**

Year	GP/GS	UT	AT	TT	TFL	QBS	INT	PBU	QBH	FF	FR
2022	4/1	1	3	4	0.0-0	0.0-0	0	1	0	0	0



**JAYLEN NICHOLS** **52**  
 OL | 6-5 | 318 | S-SR | 4L  
 CHARLOTTE, N.C.  
 (MYERS PARK)

Big, strong, physical, experienced and powerful offensive lineman... multi-positional player who can play either guard or tackle, but figures to begin the spring competing for the starting left tackle position... has appeared in 38 games over the past four campaigns including 18 starts... has started 11 times at left guard, four times at right tackle and three times at left tackle.

**2022 (Senior)**

Fourth-year offensive lineman... appeared in 12 games, making seven starts... started the first two games at left tackle before missing the Georgia game with an injury... made five-consecutive appearances off the bench before returning to the starting lineup at left tackle for the final five games... named to the SEC Fall Academic Honor Roll... named a co-winner of the 2022 Most Improved Player of the Spring Award for the offense.

**2021 (Junior)**


Appeared in 10 games, making seven starts... started each of the first four games (Eastern Illinois, East Carolina, Georgia and Kentucky) at the left guard position... was injured and missed some time... started each of the final three contests (Auburn, Clemson and North Carolina) at left tackle.

**2020 (Sophomore)**

Played in all 10 games, primarily on special teams, as a backup offensive lineman... named to the SEC Fall Academic Honor Roll.

**2019 (Freshman)**

Enrolled at South Carolina in January and went through spring drills... played in five games including four starts... saw his first collegiate action versus Charleston Southern... moved into the starting lineup at right tackle for the Kentucky game following an injury to Dylan Wonnum... held that starting slot for the next three games - Georgia, Florida and Tennessee - before suffering a high ankle sprain that limited him throughout the remainder of the season... named to the SEC First-Year Academic Honor Roll.



**ISAIAH NORRIS** **23**  
 DB | 5-11 | 185 | R-SR | SQ  
 ANDERSON, S.C.  
 (T.L. HANNA/GEORGIA MILITARY)

Former junior college defensive back who is working to play himself into a role on special teams and add depth in the secondary.

**2022 (Redshirt Junior)**

Saw action in three games, logging one solo tackle against Vanderbilt... also appeared in the Charlotte and South Carolina State games.

**2021 (Redshirt Sophomore)**

Joined the team in August... saw action in each of the final four games of the season, seeing his most action against Clemson and North Carolina... did not record any statistics.

**2020 (Sophomore)**

Spent his second fall at Georgia Military College in Milledgeville... the Bulldogs did not play a fall season... considered the eighth-best JUCO cornerback prospect and No. 71 overall by 247Sports Composite.

**2019 (Freshman)**

Began his collegiate career as a defensive back at Georgia Military College... played for Bert Williams.

**NORRIS' STATISTICS**

Year	GP/GS	UT	AT	TT	TFL	QBS	INT	PBU	QBH	FF	FR
2021	4/0	0	0	0	0.0-0	0.0-0	0	0	0	0	0
2022	3/0	1	0	1	0.0-0	0.0-0	0	0	0	0	0
<b>Total</b>	<b>7/0</b>	<b>1</b>	<b>0</b>	<b>1</b>	<b>0.0-0</b>	<b>0.0-0</b>	<b>0</b>	<b>0</b>	<b>0</b>	<b>0</b>	<b>0</b>





**RONNIE PORTER**

40

LB | 6-1 | 240 | R-SO | SQ

COLUMBIA, S.C.  
(HEATHWOOD HALL)

Walk-on linebacker who begins his third year in the program... stout young player... has run-stopping ability.

**2022 (Redshirt Freshman)**

Linebacker who worked with the scout team... did not see any game action.

**2021 (Freshman)**

Local product who joined the squad in the summer... worked with the scout team as a true freshman... did not see any game action... redshirted.



**COLE RASMUSSEN**

46

LS | 5-11 | 212 | R-JR | SQ

FORT MILL, S.C.  
(FORT MILL/CHARLESTON SOUTHERN)

Solid walk-on long snapper who is looking to improve his consistency... has an opportunity to move up the depth chart this spring... provides a solid backup option on both short and long snaps.

**2022 (Redshirt Sophomore)**

Reserve long snapper who provided depth to the squad... did not see any game action.

**2021 (Redshirt Freshman)**

Enrolled at South Carolina in January and joined the team in the spring of 2021 after a tryout... served as a reserve deep snapper... did not see any game action.

**2020 (Freshman)**

Spent the fall as a walk-on at Charleston Southern... the Buccaneers had their fall season postponed until the spring of 2021.



**SPENCER RATTLER**

7

QB | 6-1 | 218 | R-SR | 1L

PHOENIX, ARIZ.  
(PINNACLE/OKLAHOMA)

Veteran quarterback who returns to lead the Gamecock offense again in 2023... post-season honors candidate... looks to build off a great ending from the 2022 campaign, his first as a Gamecock... NFL-type talent with confidence, toughness and experience... owns a 23-7 record in 30 career starts... has completed 625-of-914 career passes (68.4 pct.) for 7,621 yards with 58 touchdowns and 24 interceptions... played in 23 games over three seasons at Oklahoma under head coach Lincoln Riley, posting a 15-2 record as a starter... threw at least one touchdown pass in 24 of his 30 career starts.

**2022 (Redshirt Junior)**

Junior quarterback who started all 13 games in his first season with the Gamecocks, logging an 8-5 record... along with defensive tackle Zach Pickens, named the Steve Wadiak Team MVP and was one of five Rex Enright Captain's Award winners... completed 264-of-399 passes (66.2 pct.) for 4,026 yards with 18 touchdowns and 12 interceptions... rushed 73 times for 46 yards with three scores... also caught a 15-yard pass... ranked in the top-10 in the school's all-time single-season record book in passing yards (6th), pass attempts (5th), pass completions (2nd), completion percentage (4th), and passing touchdowns (T8th)... owns three of the top-18 single-game passing games in school history, with the fourth-highest mark against Tennessee at 438, the 13th-highest total at Arkansas with 377 and tied for the 18th-best mark at

Clemson with 360... threw a school-record six touchdown passes against Tennessee... had maybe the best game by a quarterback in school history in the win over No. 5 Tennessee... completed 30-of-37 passes for 438 yards and a school-record six TDs with no picks... the 30 completions, 438 yards and six TDs were all career highs... also caught a 15-yard pass, the first of his career... was selected as the Walter Camp National Offensive Player of the Week, the CFP National Performer of the Week and the co-SEC Offensive Player of the Week for his efforts... led Carolina to another Top-10 win against No. 7 Clemson - finishing 25-of-39 for 360 yards and two touchdowns, while rushing for one touchdown as well... found Antwane Wells for a 72-yard touchdown, the longest passing touchdown of his career in that contest... finished the regular season as hot as any quarterback in the country... engineered wins over Tennessee and Clemson by completing 55-of-76 passes (72.4 pct.) for 798 yards and eight touchdowns with two interceptions... named to the SEC Fall Academic Honor Roll... named the Joe Morrison Offensive Player of the Spring... invited to the Manning Camp over the summer.

**2021 (Redshirt Sophomore)**

Played in nine games at Oklahoma, starting each of the first six... completed 140-of-187 passes for 1,483 yards with 11 touchdowns and five INTs... ranked first in the Big 12 and second nationally in completion percentage (74.9) and fourth in the Big 12 in passing efficiency rating (155.5)... matched his career high with 30 completions against Tulane when he threw for 304 yards in the season opener... tied a school record for TD passes in a half with five vs. Western Carolina... went 22-for-25 against Kansas State and completed 55 of his last 68 pass attempts (81 pct.).

**2020 (Redshirt Freshman)**

Davey O'Brien Award Semifinalist... named national freshman of the year by CBS Sports... became second OU quarterback to be named an FWAA Freshman All-American (Sam Bradford)... a first-team AP All-Big 12 selection and the organization's co-Big 12 newcomer of the year... an Academic All-Big 12 First Team honoree... started all 11 games... completed 214-of-317 passes for 3,031 yards and 28 touchdowns with seven interceptions... rushed 81 times for 160 yards and six TDs... passed for at least 200 yards in 10 games and for at least two TDs in nine contests... had 15 touchdown passes and just two interceptions in last seven games... his 92.5 passing grade by PFF ranked third nationally (behind BYU's Zach Wilson and Heisman finalist Mac Jones of Alabama)... ranked by PFF as nation's 13th-best player regardless of position... led nation's freshmen in passing touchdowns, passing offense (275.5 ypg) and total offense (290.1 ypg)... among all players who played at least six games, ranked eighth in passing TDs, ninth in yards per pass attempt (9.6), 10th in pass efficiency rating (172.6), 14th in completion percentage (67.5), 15th in passing offense and 16th in yards per completion (14.2)... completed 14 of 23 passes for 247 yards and three touchdowns, and rushed seven times for 40 yards and a score in Cotton Bowl win over No. 10 Florida... named Most Outstanding Player of Big 12 Championship after completing 22-of-34 passes for 272 yards and a touchdown and rushing for a 9-yard score in win over No. 8 Iowa State... accounted for five touchdowns (four passing, one rushing) in win over No. 14 Oklahoma State... completed 17-of-24 passes (71 pct.) for 301 yards, four TDs and no interceptions (good for his second-best passer rating of the season [231.2]) and rushed for a 9-yard score against OSU... named Davey O'Brien QB of the Week, Big 12 Offensive Player of the Week and Big 12 Newcomer of the Week following his performance vs. the Cowboys... registered 212 yards on 15 of 27 passing and a TD and rushed for a score in just over one half of play vs. Kansas... completed 21 of 30 passes for 288 yards and two touchdowns as Sooners mounted six consecutive scoring drives at Texas Tech... threw for 332 yards and two TDs (including a 61-yarder) on 13 of 22 passing at TCU... completed 23 of 35 passes for 209 yards and three TDs and rushed for a career-high 51 yards and a score on 14 carries in quadruple-overtime win over No. 22 Texas... was 15-of-22 for 135 yards and two TDs after halftime against the Longhorns... completed 25-of-36 passes for 300 yards and two TDs and rushed for 20 yards and a score at Iowa State... posted career highs of 30 completions, 41 attempts, 387 yards and four touchdowns vs. Kansas State... completed 14-of-17 passes for 290 yards and four touchdowns vs. Missouri State in first career start... became first Oklahoma freshman quarterback to throw four touchdown passes in first start... also set OU freshman records for passing efficiency

**RATTLER'S STATISTICS**

-PASSING-						
Year	GP/GS	C-A-I	Pct.	Yds	TD	Lg
2019	3/0	7-11-0	63.6	81	1	35
2020	11/11	214-317-7	67.5	3031	28	61
2021	9/6	140-187-5	74.9	1483	11	50
2022	13/13	264-399-12	66.2	3026	18	72
<b>Total</b>	<b>36/30625</b>	<b>914-24</b>	<b>68.4</b>	<b>7621</b>	<b>58</b>	<b>72</b>
-RUSHING-						
Year	GP/GS	Att	Yds	Avg	TD	Long
2019	3/0	3	23	7.7	0	8
2020	11/11	81	160	2.0	6	25
2021	9/6	43	77	1.8	3	22
2022	13/13	73	46	0.6	3	17
<b>Total</b>	<b>36/30</b>	<b>200</b>	<b>306</b>	<b>1.5</b>	<b>12</b>	<b>25</b>



rating (303.3), yards per completion (23.7) and yards per attempt (17.1) vs. MSU... his passing efficiency rating vs. Missouri State set a Big 12 freshman record and rated as the third highest in school history regardless of class.

**2019 (Freshman)**

Saw action in three games... completed 7-of-11 passes for 81 yards and a touchdown... ran three times for 23 yards... was 1-for-3 passing for eight yards and ran once for eight yards vs. No. 1 LSU in CFP Semifinal at the Peach Bowl... was 2 for 4 through the air for 23 yards vs. Texas Tech... completed all four pass attempts for 50 yards and his first career touchdown (9 yards) in collegiate debut vs. South Dakota... also ran for 15 yards on two carries in the contest.



**ERIQ RICE** **12**  
 WR | 6-1 | 200 | R-SO | SQ  
 COLUMBIA, S.C.  
 (A.C. FLORA)

Third-year wide receiver who adds depth to the unit as a walk-on... smart player who has some length and ability... has the potential to be one of the better walk-ons on the squad.

**2022 (Redshirt Freshman)**

Second-year wide receiver... worked with the scout team... did not see any game action... named to the SEC Fall Academic Honor Roll.

**2021 (Freshman)**

Walk-on wideout who worked with the scout team... did not see any game action... redshirted... named to the 2021-22 SEC First-Year Academic Honor Roll.



**HUNTER ROGERS** **36**  
 LS | 6-1 | 200 | R-JR | 2L  
 COLUMBIA, S.C.  
 (SPRING VALLEY)

Fourth-year long snapper who handles both the long- and short-snapping assignments... returning All-SEC performer... tremendous athlete and student... won the starting job by being persistent and consistent... excellent in punt coverage.

**2022 (Redshirt Sophomore)**


Third-year deep snapper who handled both the short- and long-snapping duties for the Gamecocks... played in all 13 games... named to the Coaches All-SEC Second Team and the Second Team All-SEC by Phil Steele... rushed one time for five yards in a designed fake in the win over Georgia State, picking up a first down that enabled the Gamecocks to score their first touchdown of the season... scored from 23-yards out on a fake field goal pass reception in the TaxSlayer Gator Bowl against Notre Dame... credited with three tackles on the season... named to the SEC Fall Academic Honor Roll... placed on scholarship following the regular season.

**2021 (Redshirt Freshman)**

Local product who did not play in the first eight games... took over the long snapping duties on punts midway through the season... made his first appearance against Florida in week nine, snapping to punter Kai Kroeger and held that position over the final five games... did not record any statistics... named to the SEC Fall Academic Honor Roll.

**2020 (Freshman)**

Reserve long snapper... did not see any game action... redshirted.

**BEN ROLLINS** **19**  
 WR | 5-9 | 167 | R-JR | SQ  
 INMAN, S.C.  
 (CHAPMAN)

Walk-on wide receiver who is in his fourth season with the squad.

**2022 (Redshirt Sophomore)**

Reserve wide receiver... worked with the scout team... did not see any game action... named to the SEC Fall Academic Honor Roll.

**2021 (Redshirt Freshman)**

Reserve wide receiver... worked with the scout team... did not see any game action.

**2020 (Freshman)**

Reserve walk-on freshman wide receiver who joined the team in the summer... did not see any game action.




**LANDON SAMSON** **82**  
 WR | 6-0 | 187 | R-FR | SQ  
 SOUTHLAKE, TEXAS  
 (SOUTHLAKE CARROLL)

Redshirt freshman wide receiver who will be going through his first spring with the squad... needs to continue to work hard in the weight room... considered a good route runner.

**2022 (Freshman)**

True freshman wide receiver... primarily worked with the scout team... put together some good practices leading up to the bowl game and saw his first action in the TaxSlayer Gator Bowl... did not record any statistics... redshirted.



**T.J. SANDERS** **90**  
 DL | 6-5 | 300 | R-SO | 1L  
 MARION, S.C.  
 (MARION)

Talented defensive lineman who continues to show progress... big, athletic player who will push to be an every-down guy in the fall... leader in the room.


**2022 (Redshirt Freshman)**

Appeared in 12 games... did not play against Charlotte... credited with 16 tackles including 1.0 sack, a pass breakup and two quarterback hurries... posted his first career tackle against Arkansas, first pass breakup against Georgia and first quarterback hurry of the season in the win over South Carolina State... also had a QB hurry at Vanderbilt... credited with a tackle in each of the final seven games... had three tackles including his first sack and tackle for loss at Florida... put together a solid TaxSlayer Gator Bowl game against Notre Dame with a career-high four stops.

**2021 (Freshman)**

True freshman defensive lineman who saw action in two contests... appeared in both the season opener against Eastern Illinois and in the season finale against North Carolina in the Duke's Mayo Bowl... credited with a quarterback hurry versus EIU... redshirted in his first season with the Garnet & Black.

SANDERS' STATISTICS											
Year	GP/GS	UT	AT	TT	TFL	QBS	INT	PBU	QBH	FF	FR
2021	2/0	0	0	0	0.0-0	0.0-0	0	0	1	0	0
2022	12/0	6	10	16	1.0-6	1.0-6	0	1	2	0	0
<b>Total</b>	<b>14/0</b>	<b>6</b>	<b>10</b>	<b>16</b>	<b>1.0-6</b>	<b>1.0-6</b>	<b>0</b>	<b>1</b>	<b>3</b>	<b>0</b>	<b>0</b>



**LANNORRIS SELLERS** **16**  
**QB | 6-3 | 232 | FR | HS**  
**FLORENCE, S.C.**  
**(SOUTH FLORENCE)**

True freshman signal-caller who graduated from high school at the semester and enrolled at Carolina in January... will go through his first spring drills... athletic quarterback with excellent speed.




**AKHNATON SHABAZZ** **35**  
**LB | 6-0 | 212 | R-FR | SQ**  
**MARIETTA, GA.**  
**(HARRISON)**

Walk-on linebacker who is beginning his second season with the squad... developmental player who is considered a strong, aggressive player.

**2022 (Freshman)**

True freshman who worked with the scout team... did not see any game action... redshirted.




**ZAVIER SHORT** **22**  
**WR | 6-2 | 220 | R-FR | SQ**  
**CHAPIN, S.C.**  
**(CHAPIN)**

Second-year player who figures to work at wide receiver after initially coming to South Carolina as a tight end... versatile, tough and crafty... figures to add depth and could help on special teams if fully healthy.

**2022 (Freshman)**

True freshman who joined the team as a tight end... showed flashes early in fall camp, but was limited for much of the fall due to injury... did not see any game action... redshirted.



**JOSHUA SIMON** **6**  
**TE | 6-4 | 242 | GR | TR**  
**DALZELL, S.C.**  
**(CRESTWOOD/WESTERN KENTUCKY)**

Graduate transfer from Western Kentucky... figures to compete for a starting role at tight end in a completely revamped room... made 26 starts for the Hilltoppers over the past four seasons... caught 86 passes for 1,146 yards with 16 touchdowns... his 86 career receptions ranked third in WKU history for a tight end... scored a school record 16 touchdowns by a tight end... was an All-CUSA performer.

**2022 (Redshirt Junior)**

Played in all 14 games, making seven starts for Western Kentucky... caught 20 passes for 273 yards, an average of 13.7 yards per catch... scored seven touchdowns... caught two passes, both going for touchdowns, for 49 yards at Auburn... scored a touchdown in four-consecutive games... had a season-high four receptions at Middle Tennessee State... caught three passes for a season-high 55 yards against FIU... had a season-long 47-yard touchdown reception at Hawaii.

**2021 (Junior)**

Played just one game due to a season-ending injury in the season opener... in that one game, he caught three passes for 73 yards and two touchdowns... redshirted.

**2020 (Sophomore)**

Started all 12 games in his second campaign, making 33 receptions for 370 yards and three touchdowns... earned 2020 Conference USA Honorable Mention and Phil Steele All-CUSA Third Team honors... had multiple catches in 9-of-12 games, including a season-high six at UAB... reached the 80-yard mark twice, with 81 yards against the Blazers and a season-high 84 in the Lending-Tree Bowl vs. Georgia State... led the Hilltoppers with five "explosive" catches of 20+ yards, including a season-long 40-yard grab against the Panthers.

**2019 (Freshman)**

True freshman who appeared in all 13 games for the Hilltoppers, including six starts... earned Conference USA Honorable Mention honors and was named to the C-USA All-Freshman team... earned a spot on The Athletic Freshman Second-Team All-America unit... logged 30 receptions for 430 yards and four touchdowns in his debut season on The Hill... had one score in each of his first four games, as four of his first eight collegiate catches went for six points... his 77-yard touchdown catch-and-run vs. Louisville was a season-high... put up season-highs of six receptions for 106 yards in WKU's First Responder Bowl victory... was the only tight end in the nation to have 100+ yards in a 2019-20 bowl game.

SIMON'S STATISTICS						
Year	GP/GS	Rec	Yds	Avg	TD	Long
2019*	13/6	30	430	14.3	4	77
2020*	12/12	33	370	11.2	3	40
2021*	1/1	3	73	24.3	2	45
2022*	14/7	20	273	13.7	7	47
<b>Total*</b>	<b>40/26</b>	<b>86</b>	<b>1146</b>	<b>13.3</b>	<b>16</b>	<b>77</b>

\*-Western Kentucky



**DQ SMITH** **1**  
**DB | 6-1 | 210 | SO | 1L**  
**COLUMBIA, S.C.**  
**(SPRING VALLEY)**


Sophomore defensive back who looks to build off a successful freshman campaign... can play Nickel or either safety spot... provide leadership with the group despite being an underclassman.

**2022 (Freshman)**

True freshman defensive back who saw action in all 13 games making 11 starts... started each of the final 11 games of the season, the first eight at Nickel and the final three at safety... earned a spot on the CFN Freshman All-American Third-Team... ranked fourth on the squad with 54 tackles including 40 solo stops... credited with one tackle for loss, two interceptions, five pass breakups, two quarterback hurries and a forced fumble... scored two touchdowns... accounted for one of the two special teams touchdowns against Georgia State, returning a blocked punt 26 yards for the score... notched his first career interception in the win over Charlotte... picked up his first collegiate sack and recorded his first career forced fumble in the win over Vanderbilt... tied Marcellas Dial with a team-high nine tackles in the win over Tennessee, setting a new career high... returned an interception 47 yards to paydirt in the TaxSlayer Gator Bowl against Notre Dame.

SMITH'S STATISTICS											
Year	GP/GS	UT	AT	TT	TFL	QBS	INT	PBU	QBH	FF	FR
2022	13/11	40	14	54	1.0-3	1.0-3	2	5	2	1	0



**DAVID SPAULDING** **29**  
**DB | 6-1 | 195 | R-SR | 2L**  
**RICEBORO, GA.**  
**(BRADWELL INSTITUTE/GA. SOUTHERN)**

Fifth-year player who is in his third year in Columbia after spending two seasons at Georgia Southern... will be limited in the spring and he rehabs from injury... continues to stay sharp mentally... has flexibility position-wise... if healthy, will contend for a starting role in the secondary... has appeared in 25 career games with seven starts, including 17 games in a Gamecock uniform.

**2022 (Redshirt Junior)**

Fourth-year defensive back... played in just four games, making a pair of starts, due to injury... played in the season-opener, then missed the next four games... made back-to-back starts against Kentucky and Texas A&M and also appeared in the Missouri game midseason... sidelined for the remainder of the season with an injury... tied a career high with five tackles at Kentucky... also forced his second career fumble and hauled in his first interception of the season in the win over the Wildcats... named to the SEC Fall Academic Honor Roll.

**2021 (Redshirt Sophomore)**

Transfer defensive back from Georgia Southern who enrolled at Carolina in January and went through spring drills... appeared in all 13 games, making five starts while splitting time at the nickel position with Carlins Platel... earned the starting assignment against Eastern Illinois, East Carolina, Kentucky, Troy and Tennessee... credited with 21 tackles... logged three pass breakups... returned an interception 74 yards for a touchdown in the win over Troy... also had a career-high five stops against the Trojans... forced a fumble against Kentucky... named to the SEC Fall Academic Honor Roll and 2021-22 SEC First-Year Academic Honor Roll... did not practice in the spring while recovering from off-season surgery.

**2020 (Redshirt Freshman)**

Played in eight games as a cornerback for Georgia Southern and head coach Chad Lunsford... saw action on 59 total snaps, 45 on defense and 14 on special teams... recorded seven tackles along with a pass break up and an interception... notched a pass breakup at Georgia State... highlight of his season came when he returned an interception 28 yards for the opening score against Appalachian State... finished with four tackles against the Mountaineers.

**2019 (Freshman)**

True freshman defensive back at Georgia Southern... did not see any game action... redshirted... earned a spot on the Honor Roll in the spring.

**SPAULDING'S STATISTICS**

Year	GP/GS	UT	AT	TT	TFL	QBS	INT	PBU	QBH	FF	FR
2019*											
2020*	8/0	4	3	7	0.0-0	0.0-0	1	1	0	0	0
2021	13/5	13	8	21	1.0-7	0.0-0	1	3	0	1	0
2022	4/2	5	2	7	1.0-8	0.0-0	1	3	0	1	0
<b>Total</b>	<b>25/7</b>	<b>22</b>	<b>13</b>	<b>35</b>	<b>2.0-15</b>	<b>0.0-0</b>	<b>3</b>	<b>7</b>	<b>0</b>	<b>2</b>	<b>0</b>

\*-Georgia Southern



**JORDAN STRACHAN** **7**  
**EDGE | 6-5 | 245 | S-SR | 1L**  
**KINGSLAND, GA.**  
**(CAMDEN COUNTY/GEORGIA STATE)**

Second-year "Super Senior" who petitioned the NCAA for a seventh year of eligibility after suffering season-ending injuries early in two seasons... in his third year with the Gamecocks after transferring from Georgia State, where he began his career as a walk-on under the tutelage of former Gamecock coach Shawn Elliott... figures to be a key contributor if healthy in 2023... led the nation in sacks in 2020 and owns 14.5 career sacks... has appeared in 38 career contests, making 17 starts while recording 110 tackles, including 24.5 TFLs.

**2022 (Super Senior)**

EDGE rusher who started each of the first two contests... totaled 10 tackles including 3.0 tackles for loss and a sack... tied his career high with six tackles at Arkansas, including 1.5 tackles for loss and 1.0 sack, before leaving the contest with a season-ending torn ACL injury... named the Most Improved Special Teams player of the spring.

**2021 (Redshirt Senior)**

Played in all 13 games in his first season with the Garnet & Black... edge rusher who recorded 22 tackles, including 6.0 tackles for loss and 3.0 sacks... credited with a pair of pass breakups and five quarterback hurries... had a season-high four tackles, including a TFL and QB hurry at Texas A&M... logged 1.5 tackles for loss in the Duke's Mayo Bowl win over North Carolina... intercepted a pass against Vanderbilt, returning it 44 yards... a Nutrition Award winner as selected by the coaching staff... enrolled at Carolina in January and went through spring drills, but was hampered by a hamstring injury.

**2020 (Redshirt Junior)**

Returned to the lineup at outside linebacker after suffering a knee injury in 2019... earned third-team All-Sun Belt Conference honors... tied for first in FBS with a school-record 10.5 sacks... average of 1.05 sacks per game ranked seventh in the nation and fourth among players with at least six games played... also set the school record with 14.0 tackles for loss, ranking second in the Sun Belt with 1.4 TFLs per game... tied for the Sun Belt lead with two fumble recoveries and was second with three forced fumbles... part of a Georgia State defense that set a school record with 35 sacks... started all 10 games, totaling 41 tackles... made a big play at Arkansas State with a sack and forced fumble that teammate Blake Carroll picked up and returned 74 yards for a touchdown... named the Sun Belt Defensive Player of the Week for the win at Troy after logging three tackles for loss, including 2.5 sacks, two fumble recoveries and one forced fumble... got a strip-sack and recovered at the Troy 8-yard line to set up a TD and returned his other fumble recovery 63 yards... collected a career-high six tackles against Appalachian State... had two sacks and three tackles for loss at South Alabama... had a strip-sack, forcing a fumble that GSU recovered, with two minutes left against Georgia Southern to help seal the victory... finished the season with 1.5 sacks vs. WKU in the LendingTree Bowl victory... nominated for the Burlsworth Trophy... named to the Athletic Director's Honor Roll in the spring.

**2019 (Redshirt Sophomore)**

Suffered a season-ending knee injury in the opening game at Tennessee... named to the Athletic Director's Honor Roll in the fall and the Sun Belt Conference's Honor Roll.

**2018 (Redshirt Freshman)**

Played in every game for the Panthers... made four starts at outside linebacker, sharing the position with senior Michael Shaw... credited with 36 tackles... recovered a fumble in season-opening win over Kennesaw State... broke up a pass the following game at NC State... notched a season-high five tackles versus Western Michigan... had four stops against Coastal Carolina... named to the Athletic Director's Honor Roll in the fall.

**2017 (Freshman)**


Joined the Georgia State program as a walk-on... took a redshirt year, during which he moved from safety to outside linebacker.

**STRACHAN'S STATISTICS**

Year	GP/GS	UT	AT	TT	TFL	QBS	INT	PBU	QBH	FF	FR
2017*											
2018*	12/4	17	19	36	1.5-6	0.0-0	0	1	1	0	1
2019*	1/1	1	0	1	0.0-0	0.0-0	0	0	0	0	0
2020*	10/10	24	17	41	14.0-64	10.5-59	0	0	4	3	2
2021	13/0	15	7	22	6.0-35	3.0-24	1	2	5	0	0
2022	2/2	5	5	10	3.0-11	1.0-8	0	0	0	0	0
<b>Total</b>	<b>38/17</b>	<b>62</b>	<b>48</b>	<b>110</b>	<b>24.5-116</b>	<b>14.5-81</b>	<b>1</b>	<b>3</b>	<b>10</b>	<b>3</b>	<b>3</b>

\*-Georgia State





**CHASE SWEIGART** **67**  
**OL | 6-6 | 305 | R-FR | SQ**  
 CHAPIN, S.C.  
 (CHAPIN)

Walk-on offensive lineman who begins his second season with the squad... combo tackle/guard who adds depth to the unit.

**2022 (Freshman)**

True freshman walk-on who worked with the scout team in his first season in the Garnet & Black... did not see any game action... redshirted.



**BRYAN THOMAS JR.** **46**  
**EDGE | 6-2 | 235 | SO | 1L**  
 WINDEMERE, FLA.  
 (FOUNDATION ACADEMY)


Sophomore EDGE rusher who has shown a burst... has an opportunity to see more regular duty in 2023 after getting limited action in 10 games in 2022.

**2022 (Freshman)**

True freshman EDGE rusher who saw action in 10 contests... did not appear in the first three games of the season, then saw action in each of the final 10 regular season contests... credited with six tackles and two quarterback hurries... notched three tackles each against South Carolina State and Florida.

**THOMAS' STATISTICS**

Year	GP/GS	UT	AT	TT	TFL	QBS	INT	PBU	QBH	FF	FR
2022	10/0	3	3	6	0.0-0	0.0-0	0	0	2	0	0



**D.J. TWITTY** **27**  
**RB | 6-0 | 228 | S-SR | SQ**  
 INMAN, S.C.  
 (CHAPMAN/EAST TENNESSEE STATE)

Sixth-year transfer walk-on running back from East Tennessee State who begins his second season with the Gamecocks after joining the squad in January of 2022... adds a veteran presence to the running back room... was with the Bucs' program for four years.

**2022 (Redshirt Senior)**

Reserve running back who did not see any game action in the regular season... converted to tight end during the bowl practices to add depth at the position and entered the TaxSlayer Gator Bowl against Notre Dame tight end... did not record any statistics.

**2021 (Redshirt Junior)**

Saw action in seven contests for East Tennessee State... rushed seven times for 36 yards, with a long of 15... best game came against Virginia when he rushed four times for 27 yards, including a 15-yard dash... helped the Bucs to an 11-2 record, including a 7-1 mark in the SoCon... ETSU lost in the second round of the FBS playoffs to eventual national champion North Dakota State.

**2020 (Redshirt Sophomore)**

Season was played in the spring of 2021 due to the COVID-19 pandemic... appeared in all six games for ETSU... carried the ball three times for seven yards.

**2019 (Redshirt Freshman)**


Made six appearances... carried the ball six times for 43 yards... registered a career-high four attempts for 22 yards against Shorter... also logged a pair of carries for 21 yards against Appalachian State, including a career-long 19-yard burst.

**2018 (Freshman)**  
 Redshirted as a true freshman at East Tennessee State.

**TWITTY'S STATISTICS**


Year	GP/GS	Att	Yds	Avg	TD	Long
2018*		-DNP-				
2019*	6/0	6	43	7.2	0	19
2020*	6/0	3	7	2.3	0	4
2021*	7/0	7	36	5.1	0	15
2022	1/0	0	0	-	0	-
<b>Total*</b>	<b>19/0</b>	<b>16</b>	<b>86</b>	<b>5.4</b>	<b>0</b>	<b>19</b>

\*-East Tennessee State




**DESMOND UMEOZULU** **9**  
**EDGE | 6-6 | 240 | FR | HS**  
 UPPER MARLBORO, MD.  
 (C.H. FLOWERS)

True freshman EDGE rusher who graduated from high school at the end of the semester and enrolled at South Carolina in January... will have an opportunity to showcase his skill set during spring drills.



**LUKAS VOZECH** **80**  
**TE | 6-4 | 246 | FR | HS**  
 FRANKLIN LAKES, N.J.  
 (IMG ACADEMY)

Walk-on tight end who joined the squad in January after graduating from high school at the end of the semester.




**MAC WALTERS** **66**  
**OL | 6-6 | 300 | R-FR | SQ**  
 MYRTLE BEACH, S.C.  
 (MYRTLE BEACH)

Walk-on offensive lineman who is still learning the position after being more of a wrestler in high school... shows good athletic ability and toughness... has gained some good weight... adds depth at the guard position.

**2022 (Freshman)**

True freshman offensive lineman... worked with the scout team... redshirted.



**TYSHAWN WANNAMAKER** **62**  
**OL | 6-3 | 310 | R-JR | 2L**  
 ST. MATTHEWS, S.C.  
 (CALHOUN COUNTY)

Fourth-year offensive lineman... good energy guy who can play tackle or guard... athletic, big body with great mass... has some powerful explosion... has appeared in 20 contests, making 11 starts, all at right tackle, during his career... nicknamed "Scooter."

**2022 (Redshirt Sophomore)**

Third-year offensive lineman who appeared in six games, making four starts... appeared in the season-opener against Georgia State... moved into the starting lineup at right tackle against Georgia in week 3 following an injury to Dylan Wonnun... started in three-consecutive games, earning the nod against Georgia, Charlotte and South Carolina State... also saw action at Florida before




starting at right tackle again in the TaxSlayer Bowl game against Notre Dame... named to the SEC Fall Academic Honor Roll.

**2021 (Redshirt Freshman)**

Redshirt freshman who played in all 13 games, making seven starts at the right tackle position... named to the Freshman All-SEC by the league's 14 coaches... moved into the starting lineup midway through the season following an injury to Dylan Wonnum, and held that position throughout the remainder of the season... named to the SEC Fall Academic Honor Roll.

**2020 (Freshman)**

True freshman who enrolled in January and went through the abbreviated spring drills... saw action at Vanderbilt, his only game action... redshirted... named to the SEC First-Year Academic Honor Roll.



**DEMETRIUS  
WATSON**

**DL | 6-3 | 285 | R-FR | SQ**

**CHARLESTON, S.C.  
(FORT DORCHESTER)**

**94**

Redshirt freshman defensive tackle who begins his second season in the program... needs to continue to take steps and improve to become a candidate for a spot in the rotation this fall.

**2022 (Freshman)**

True freshman defensive lineman... worked with the scout team... did not appear in any games... redshirted.



**ANTWANE  
WELLS JR.**

**WR | 6-1 | 210 | SR | 1L**

**RICHMOND, VA.  
(HIGHLAND SPRINGS/JAMES MADISON)**

**3**

Standout wide receiver who is an All-America candidate after earning All-SEC honors in 2022... became the go-to guy for Spencer Rattler last season... leads by example... spent the previous two seasons at FCS-level James Madison before transferring to South Carolina in January of 2022... ranks third all-time at JMU in career receiving touchdowns (21), ninth in career receiving yards (1,853) and ninth in career receptions (116)... holds the school's single-season records for receiving yards (1,250), receiving touchdowns (15) and receptions (83), all set in 2021... has 12 100-yard receiving games in his career, including four at South Carolina.

**2022 (Junior)**

Named First-Team All-SEC by the SEC Coaches, PFF and Phil Steele... earned Second Team All-SEC honors from the Associated Press... was a Phil Steele honorable mention All-American... awarded the Steve Spurrier Offensive MVP for the season... Gamecocks' top receiver with 68 catches for 928 yards and six touchdowns... had more catches and receiving yards than the next two receivers combined... ranked third in the SEC with 5.23 receptions per game and fourth with 71.38 receiving yards per game... his 68 receptions and 928 receiving yards both ranked as the eighth-best single-season marks in school history... recorded four 100-yard receiving games, including three in the last four regular season games... named the East-West Shrine Bowl Breakout Offensive Player of the Week at Arkansas after hauling in eight catches for a career-high 189 yards - tying for the 10th-most receiving yards in a single game in program history... logged four catches for 110 yards and two touchdowns against Vanderbilt... put together a career performance in the upset win over Tennessee, corralling a career-high 11 receptions for 177 yards... scored the first rushing touchdown of his career in the win... hauled in nine of his 11 targets for 131 yards and two touchdowns, including a season-long touchdown reception of 72 yards, in the upset win at Clemson... combined for 20 receptions, 308 yards and two touchdowns in the last two regular season games against Tennessee and Clemson.

**2021 (Sophomore)**

Started all 14 games at wide receiver... earned FCS second-team All-America

honors from Stats Perform and HERO Sports... also named a HERO Sports FCS Freshman All-American for the second time... Phil Steele listed him on the FCS fourth-team All-America and Freshman All-America lists... earned first-team All-CAA honors for the Dukes... named the VaSID University Division Offensive Rookie of the Year and first-team all-state... logged 83 receptions for 1,250 yards and 15 touchdowns... tied the JMU single-season record for receptions and set the record for single-season receiving yards and receiving touchdowns... led the country in receiving touchdowns while ranking 10th in the FCS in total touchdowns, 16th in receiving yards per game (89.3) and 18th in receptions per game (5.9)... tallied six games of at least 100 receiving yards and eight games of at least 75... scored two or more touchdowns in five games... reeled in five or more catches in 10 games... had four catches of at least 40 yards... was the CAA Offensive Player of the Week after his performance against Maine in which he caught eight passes for a career-high 179 yards with two touchdowns, including a career-long 73-yard reception... added eight catches and two scores the following week against Weber State... posted six catches for 125 yards at Richmond... collected eight receptions for 114 yards and two TDs against Elon... had a career-high nine receptions for 134 yards against William & Mary and came back the following week with nine receptions for 107 yards and a career-high three touchdowns against Towson... had six catches for 123 yards and three scores in the FCS second round playoff matchup with Southeastern Louisiana... helped JMU to a 12-2 overall record, including a 7-1 mark in the CAA... the Dukes reached the FCS semifinals where they were eliminated by eventual national champion North Dakota State.

**2020 (Freshman)**

Played in all eight games, making four starts during the 2020 FCS season that was played in the spring of 2021... the Dukes went 7-1 and reached the FCS semifinals where they were eliminated by eventual national champion Sam Houston State... named a HERO Sports FCS Freshman All-American... was on the VaSID first-team all-state squad... caught 33 passes for 603 yards with six touchdowns, leading the Dukes in all three categories... averaged 18.3-yards per catch... ranked ninth nationally and led the CAA in receiving touchdowns... also ranked 26th in the FCS and led the league in yards per reception... was 32nd in country and second in CAA in receiving yards per game (75.4) and eighth in CAA in receptions per contest (4.1)... turned in two 100-yard games, including a season-high 143 receiving yards and two touchdowns on seven catches in FCS quarterfinals vs. North Dakota... had first career 100-yard game in FCS First Round with four receptions for 132 yards and a score vs. VMI... had 92 yards on four catches vs. Richmond... tallied a season-long 63-yard touchdown vs. UND... had three catches of at least 50 yards... scored first career touchdown vs. Robert Morris... tallied four or more catches in five games... had at least 85 receiving yards in five games... earned a spot on the CAA Football Commissioner's Academic Honor Roll.

WELLS' STATISTICS						
-RECEIVING-						
Year	GP/GS	Rec	Yds	Avg	TD	Long
2020*	8/4	33	603	18.3	6	63
2021*	14/14	83	1250	15.1	15	73
2022	13/6	68	928	13.6	6	72
<b>JMU</b>	<b>22/18</b>	<b>116</b>	<b>1853</b>	<b>16.0</b>	<b>21</b>	<b>73</b>
<b>SC</b>	<b>13/6</b>	<b>68</b>	<b>928</b>	<b>13.6</b>	<b>6</b>	<b>72</b>
<b>Total</b>	<b>35/24</b>	<b>184</b>	<b>2781</b>	<b>15.1</b>	<b>27</b>	<b>73</b>
-RUSHING-						
Year	GP/GS	Att	Yds	Avg	TD	Long
2020*	8/4	0	0	-	0	-
2021*	14/14	0	0	-	0	-
2022	13/6	3	10	3.3	1	9
<b>JMU</b>	<b>22/18</b>	<b>0</b>	<b>0</b>	<b>-</b>	<b>0</b>	<b>-</b>
<b>SC</b>	<b>13/6</b>	<b>3</b>	<b>10</b>	<b>3.3</b>	<b>1</b>	<b>9</b>
<b>Total</b>	<b>35/24</b>	<b>3</b>	<b>10</b>	<b>3.3</b>	<b>1</b>	<b>9</b>

\*-James Madison



**DONOVAN  
WESTMORELAND**

**LB | 6-1 | 232 | SO | 1L**

**GRIFFIN, GA.  
(GRIFFIN)**

**15**

Sophomore linebacker who flashes at times... has pass rushing ability and brings a physical presence... figures to compete for a spot in the rotation at linebacker and also provide some special teams depth.

**2022 (Freshman)**

True freshman linebacker... appeared in seven games... saw action in each of the first five contests, then again in the season's last two games... did not record any statistics... selected as the Defensive Scout Team Award winner... named to the SEC Fall Academic Honor Roll.




**JAMAAL WHYCE** **54**  
 DL | 6-3 | 325 | R-FR | SQ  
 MIAMI, FLA.  
 (FLORIDA CHRISTIAN)

Redshirt freshman defensive lineman who begins his second season with the program... talented player who shows flashes... has potential to be really good as he continues to mature.

**2022 (Freshman)**

Graduated at semester and enrolled at South Carolina in January... worked with the scout team as a true freshman... did not see any game action... redshirted in his first season in Columbia.



**DEBO WILLIAMS** **0**  
 LB | 6-1 | 235 | R-JR | 2L  
 SMYRNA, DEL.  
 (SMYRNA)

Linebacker who now is in his third year at South Carolina after beginning his career at Delaware... grew from year one to year two in Columbia... looking to move into more of a leadership role... has play-making ability... can diagnose plays and likes to hit... plays with a physical inside presence... also a key contributor on the special teams.

**2022 (Redshirt Sophomore)**

Linebacker who played in all 13 games, making a pair of starts... racked up 43 tackles, including 4.5 tackles for loss and 1.5 sacks... also credited with four quarterback hurries, a forced fumble and a blocked kick... blocked a punt in the win over South Carolina State... made his first start against Missouri and responded with a career-high nine tackles... finished with four tackles and a forced fumble in the win at Vanderbilt... earned his second start at Florida and finished with seven tackles, including 1.5 sacks, the first of his career.

**2021 (Redshirt Freshman)**


Joined the team in the spring... played in all 13 games, primarily on special teams... made a name for himself quickly when he blocked two punts in the season-opener against Eastern Illinois... became the first SEC player to record two blocked punts in a game since Florida's Chris Rainey in 2010... named the SEC Co-Freshman of the Week for his efforts... prior to that contest, the Gamecocks had not blocked a punt since 2014... credited with six tackles, including five solo stops... credited with one pass break up... notched a pair of tackles against both Vanderbilt and Texas A&M.

**2020 (Freshman)**

Spent the fall at the University of Delaware... the Blue Hens season was postponed until the spring of 2021.

**D. WILLIAMS' STATISTICS**

Year	GP/GS	UT	AT	TT	TFL	QBS	INT	PBU	QBH	FF	FR
2020					- Delaware - DNP -						
2021	13/0	5	1	6	0.0-0	0.0-0	0	1	0	0	0
2022	13/2	27	16	43	4.5-16	1.5-9	0	0	4	1	0
<b>Total</b>	<b>26/2</b>	<b>32</b>	<b>17</b>	<b>49</b>	<b>4.5-16</b>	<b>1.5-9</b>	<b>0</b>	<b>1</b>	<b>4</b>	<b>1</b>	<b>0</b>

**PEYTON WILLIAMS** **31**  
 DB | 6-0 | 205 | R-FR | SQ  
 HEATH, TEXAS  
 (ROCKWALL-HEATH)

Redshirt freshman defensive back who begins his second spring with the squad... provides depth at either safety spot and can help on special teams.

**2022 (Freshman)**

Graduated at semester and enrolled at South Carolina in January... went through spring drills working at the safety position... saw action in three games, appearing in the South Carolina State, Tennessee and Notre Dame contests... recorded three tackles and a pass breakup... two of his three stops came against the Volunteers, while his other tackle came in the win over the Bulldogs.

**P. WILLIAMS' STATISTICS**

Year	GP/GS	UT	AT	TT	TFL	QBS	INT	PBU	QBH	FF	FR
2022	3/0	1	2	3	0.0-0	0.0-0	0	1	0	0	0



**JARON WILLIS** **14**  
 LB | 6-2 | 235 | R-FR | TR  
 LEESBURG, GA.  
 (LEE COUNTY/OLE MISS)

Newcomer who joined the squad at the semester after transferring from Ole Miss... will go through his first spring drills with the Gamecocks... considered a good athlete... can run, is very physical and plays with aggression.

**2022 (Freshman)**

Spent his freshman campaign at Ole Miss... played in one game, appearing in the Central Arkansas contest... was redshirted... did not record any stats after rotating in on defense and special teams.



## CJ ADAMS

**Wide Receiver**      6-2    210  
**Mableton, Ga.**  
**(Pebblebrook)**

Wide receiver prospect who played at Pebblebrook High School in Mableton, Ga... nicknamed "ShowTime"... led the Falcons to the Georgia 7A state playoffs in 2022... coached by Leroy Hood... made the transition from quarterback to wide receiver in 2021... led Pebblebrook with 936 receiving yards and 11 touchdowns on 54 catches... also rushed for 133 yards and four scores... helped the Falcons make Georgia's AAAAAA playoffs... primarily played quarterback as a sophomore in 2020... also played some free safety during his prep career... played on Pebblebrook's nationally-ranked basketball squad... rated the 84th-best player in Georgia, the No. 116 wide receiver in the country and No. 849 overall according to 247Sports Composite... considered the 84th-best player in Georgia, the No. 131 wide receiver in the country and No. 880 overall according to On3 Composite... ESPN ranked him as the 91st-best player in the state and the No. 126 wide receiver in the country... full name is Craig Adams Jr.

## MARKEE ANDERSON

**Offensive Line**      6-4    307  
**Roebuck, S.C.**  
**(Dorman)**

Highly-touted in-state offensive line prospect who prepped at Dorman High School... played for head coach Dustin Curtis... helped the Cavaliers to nine wins and a trip to the second-round of the Class 5A playoffs... named to the all-state team and was the Class 5A Upper State Lineman of the Year... selected to play in the Shrine Bowl of the Carolinas where he was the starting left tackle and in the Under Armour All-America game... considered the No. 2 player in the Palmetto State, the sixth-best interior offensive lineman and 156th overall in the 247Sports Composite... ranked as the second-best player in the state, the No. 10 interior offensive lineman in the country and No. 156 overall in On3 Consensus... ranked the third-best player in the state, the 15th-best offensive tackle in the country and No. 135 on the ESPN300.

## TOSIN BABALADE

**Offensive Line**      6-5    320  
**Hyattsville, Md.**  
**(DeMatha Catholic)**

Offensive line prospect who played left tackle for DeMatha Catholic High School in Maryland... nicknamed "Tree"... helped the Stags to a 10-2 record and a spot in the Washington Catholic Athletic Conference Capital Division championship game as a senior... coached by Bill McGregor... rated as the fourth-best player in Maryland, the 19th-best offensive tackle in the country and No. 227 overall by 247Sports Composite... considered the fourth-best player in Maryland, the No. 16 offensive tackle in the nation and No. 217 overall in the On3 Consensus... ranked as the seventh-best player in the state, the 11th-best offensive tackle in the na-

tion and No. 264 on the ESPN300... given name is Oluwatosin Babalade.

## TROVON BAUGH

**Offensive Line**      6-4    315  
**Atlanta, Ga.**  
**(Pace Academy)**

Offensive line prospect from Pace Academy in Atlanta... was an All-Region selection as a senior... lined up on the right side of Pace Academy's line getting snaps at both the tackle and guard positions... helped the Knights to an 8-3 record and a spot in Georgia's AAAA playoffs... coached by Nick Bach... played primarily at right guard in 2021... helped pave the way for an offense that averaged over four yards per carry and rushed for more than 1,500 yards... selected to play in the Under Armour All-America game... rated the 47th-best player in the Peach State, the 32nd-best interior defensive lineman in the country and No. 437 overall by 247Sports Composite... considered the 35th-best player in Georgia, the country's 24th-best interior offensive lineman and No. 362 overall in the On3 Consensus... ESPN ranked him as the 37th-best player in the Peach State and the 16th-best offensive guard in the country.

## DJAY BRASWELL

**Running Back**      5-11    200  
**Sandersville, Ga.**  
**(Washington County)**

Running back prospect who played for Washington County in Sandersville, Ga... rushed for 974 yards as a senior, averaging 6.8 yards per carry, leading the Golden Hawks to the state 2A playoffs as a senior... coached by former Georgia football star Robert Edwards... rushed 80 times for 1,091 yards and 11 touchdowns as a junior... also runs track at Washington County... won the Georgia 2A state 100-meter title as a junior with a clocking of 10.72 and captured the 200m gold in 21.99... was a state qualifier in the sprints as a sophomore after posting 10.75 and 22.02 marks... considered the 21st-best prospect in Georgia, the 16th-best running back in the nation and No. 245 overall, according to the 247Sports Composite... rated the 21st-best player in the Peach State, the 15th-best running back in the country and No. 223 overall in the On3 Consensus... ranked as the 22nd-best player in the state, the 15th-best running back in the country and No. 249 on the ESPN300... given name is Dontavius Braswell Jr.

## ELIJAH CALDWELL

**Wide Receiver**      6-1    190  
**Rock Hill, S.C.**  
**(Northwestern)**

Wide receiver who prepped at Northwestern High School in Rock Hill, S.C... caught 77 passes for 1,365 yards and 20 touchdowns as a senior... helped the Trojans to a 13-2 mark and finished as the Upper State Champions in Class AAAA in 2022... coached by Page Wofford... earned a spot on the South Carolina squad in the Shrine Bowl of the Carolinas...

rated the 11th-best player in the Palmetto State, the 122nd-best wide receiver in the country and No. 869 overall on the 247Sports Composite... ranked as the 11th-best player in South Carolina and the 80th-best wide receiver in the nation according to On3Consensus.

## JUDGE COLLIER

**Defensive Back**      6-1    195  
**Rock Hill, S.C.**  
**(Legion Collegiate Academy)**

Played slot corner, box linebacker and deep safety at Legion Collegiate Academy in Rock Hill, S.C... the Lancers were coached by Strait Herron... credited with 26 tackles and three pass breakups as a junior... selected to play in the U.S. Army All-American Bowl... also played basketball... considered the 18th-best player in the Palmetto State and the 94th-best "athlete" in the country according to 247Sports Composite... ranked as the 21st-best player in the state and the 116th-best safety in the country by On3 Consensus... ESPN rated him as the 14th-best player in the state and the 87th-ranked "athlete" in the country.

## CONNOR COX

**Tight End**              6-5    225  
**Jacksonville, Fla.**  
**(The Bolles School)**

Tight end prospect from The Bolles School in Jacksonville, Fla... lined up split out, as an H-back and in-line... caught 30 passes for 322 yards and three touchdowns as a senior, helping Bolles to the state semifinals in Florida's 2M division... earned *Florida Times-Union* Super 11 recognition... as a junior in 2021, got snaps at both wide receiver and tight end... helped the Bulldogs to an 8-3 mark playing at the 4A level... coached by Matt Toblin... rated the 112th-best player in the state of Florida, the 33rd-best tight end in the country and No. 699 overall according to 247Sports Composite... ranked as the 106th-best player in Florida, the 38th-best tight end prospect in the country and No. 673 on the On3 Consensus... ESPN considered him the 173rd-best player in the Sunshine State and the 25th-best tight end in the land... comes from the same high school that produced former Gamecock tight end and first round draft pick Hayden Hurst.

## ELIJAH DAVIS

**Defensive Line**      6-3    285  
**Wagener, S.C.**  
**(Wagener-Salley/  
 East Mississippi C.C.)**

Junior college defensive lineman who was a two-year starter at East Mississippi Community College in Scooba, Miss... helped the Lions to an 8-3 record and the MACCC title in 2022... earned first team all-conference and All-Region 23 honors... recorded 35 tackles with 3.5 tackles for loss and three sacks as a sophomore... led the Lions to a 9-1 record and the MACCC North Division title in 2021... collected 25 tackles including 4.5 tackles for loss as a freshman... coached by Buddy Stephens... ranked as the





top JUCO defensive lineman in the country and No. 4 overall in the 247Sports Composite... listed as the top JUCO defensive line prospect and No. 3 overall in On3 Consensus... rated No. 2 nationally on the 2023 ESPN JC50... played his high school ball in the Palmetto State at Wagener-Salley... was the 2020 Region 3-A Co-Defensive Player of the Year and a Class A All-state selection as a senior... member of Team South Carolina (Border Bowl VIII) and the 2020 All-Aiken Standard Football Team, and was an Aiken Standard Defensive Player of the Year finalist... ranked by 247Sports as the state's No. 9 prospect coming out of high school.

## NYCKOLES HARBOR

**Athlete** 6-5 230  
**Washington, D.C.**  
**(Archbishop Carroll)**

Two-sport athlete at Archbishop Carroll High School in the nation's capital... played both tight end and defensive end in high school and doubles as a world-class sprinter on the track... was a two-time Gatorade Player of the Year in the District of Columbia, a two-time DSCAA Football Class AA Player of the Year and a two-time all-conference honoree... named the co-Defensive Player of the Year in the Washington Catholic Athletic Conference Metro Division as a senior... offensively, he caught 15 passes for 439 yards and five touchdowns while helping the Lions to a conference championship and an appearance in the state semifinals with a 10-3 mark in 2022... recorded 45 tackles including 16.5 tackles for loss with 5.5 sacks on defense, also forcing five fumbles and blocking two punts... as a junior in 2021, he caught 16 passes for 290 yards and five scores and racked up 17 sacks, six forced fumbles, three fumble recoveries and two blocked punts... the Lions went 13-1 and captured the DSCAA state championship at Class AA in 2021... coached by Robert Harris... participated in the Under Armour All-America Game following the season... has recorded times of 6.64 seconds in the 60 meters, 10.22 in the 100m, and 20.63 in the 200m on the track... was a two-time Gatorade Boys Track & Field Player of the Year in the District of Columbia (2021-22)... swept the 100- and 200-meter dashes at the 2021 and 2022 state meet, and is the state record-holder in both events... 247Sports Composite ranks him as the best player in D.C., the top "athlete" in the country and No. 19 in the nation overall... rated the top player in the District of Columbia, the No. 1-rated "athlete" in the country and No. 19 overall in the On3Consensus... Rivals considers him the top player in D.C., the No. 1 tight end in the country and the 26th-best player overall... ranked as the top player in the nation's capital, the No. 1 "athlete" in the country and No. 39 overall on the ESPN300... father, Robert Harris, played soccer for the United States men's national team.

## KELTON HENDERSON

**Wide Receiver** 6-0 175  
**Fort Myers, Fla.**  
**(Lehigh Senior)**

Speedy wide receiver from Fort Myers, Fla. who prepped at Lehigh Senior High School... helped the Lightning and head coach James Chaney to a 5-4

record in 2022... selected to play in the Under Armour All-America game... also participate in track & field... qualified for Florida's 3A state track meet in the long jump where he placed sixth in 2022... played on both sides of the ball for Island Coast High School in 2021... earned NewsPress All-Area honorable mention honors... scored six touchdowns while catching 10 passes for 222 yards and rushed 17 times for 108 yards... also recorded 20 tackles with an interception... considered the 98th-best player in the Sunshine State, the 35th-best "athlete" in the country and No. 572 overall by 247Sports Composite... considered the 96th-best player in Florida, the 86th-best wide receiver in the country and No. 580 overall by On3 Consensus... ranked as the No. 78 player in the state and the 28th-best "athlete" in the country by ESPN.

## GRAYSON HOWARD

**Linebacker** 6-4 242  
**Jacksonville, Fla.**  
**(Andrew Jackson)**

"Pup" played the MIKE linebacker position, helping Andrew Jackson (Jacksonville, Fla.) win its first district title since 2009 and make the Sunshine State's new 2M playoffs in 2022... totaled 188 tackles in 11 games with 106 solo stops... invited to play in the U.S. Army All-American Bowl... coached by Christopher Foy... was a News4JaxSports first-team and an All-Gateway selection in 2021... made a team-leading 157 tackles with 14 tackles for loss... helped the Tigers to a 7-4 mark and a spot in the 4A playoffs, its best season in 12 years... as a sophomore in 2000, earned Florida Times-Union All First-Coast third-team honors after logging over 100 tackles in nine games... rated the 42nd-best prospect in the state of Florida, the 18th-best linebacker in the country and No. 183 overall, according to 247Sports Composite... considered the 40th-best player in Florida, the 19th-best linebacker in the country and No. 182 overall on On3 Consensus... ranked as the 42nd-best player in the state, the 15th-best outside linebacker and No. 177 on the ESPN300.

## JALON KILGORE

**Defensive Back** 6-1 207  
**Eatonton, Ga.**  
**(Putnam County)**

Defensive back prospect from Putnam County in Georgia... played on both sides of the ball for the War Eagles, working at wide receiver on offense and safety on defense... coached by Shaun Pope... named the Georgia Region 4-AA Athlete of the Year as a junior in 2021... caught 34 passes for 921 yards and 11 TDs... credited with 88 tackles, eight pass breakups and four forced fumbles... also competes in track & field and on the basketball hardwood... owns personal bests of 11.62 in the 100, 51.71 in the 400 and 23-7 in the long jump... was the Georgia 2A long jump state champ as a sophomore... ranked as the 27th-best prospect in Georgia, the 26th-best safety in the country and No. 284 overall according to 247Sports Composite... rated the 25th-best player in the Peach State, the 20th-best safety in the country and No. 271 overall by On3 Composite... ESPN ranked him as the 48th-best player in the state and the No. 43

safety in the nation... has a twin brother, Gerald, who plays quarterback.

## XZAVIER MCLEOD

**Defensive Line** 6-5 320  
**Camden, S.C.**  
**(Camden)**

Defensive lineman from Camden (S.C.) High School... named the state's Mr. Football following his senior season... helped the Bulldogs and head coach Brian Rimpf to a 9-4 record and into the third round of the state 3A playoffs as a senior... credited with 51 tackles including 17 tackles for loss in 2021, 45 tackles with 12 TFLs in 2020 and 20 stops with 5 TFLs in 2019... earned a 3A all-state selection from the South Carolina Football Coaches Association as a sophomore... selected to play in the Shrine Bowl of the Carolinas and in the Under Armour All-America game... ranked as the Palmetto State's third-best player, the 19th-best defensive lineman in the country and No. 176 overall by 247Sports Composite... considered the third-best prospect in the state, the 23rd-best defensive lineman in the country and No. 193 overall by On3 Composite... ranked second in South Carolina, 10th among defensive tackles and 133rd on the ESPN300 list.

## REID MIKESKA

**Tight End** 6-6 242  
**Cypress, Texas**  
**(Bridgeland)**

Tight end prospect who played his high school ball at Bridgeland in Cypress, Texas... caught 21 passes for 201 yards and two touchdowns in 2022 as the Bears went 6-5... was a finalist for the Houston Touchdown Club Offensive Player of the Year and was a Texas District 16-6A second-team selection as a senior... coached by David Raffield... played tight end, H-back, and receiver as a junior... caught 24 passes for 229 yards and four touchdowns in 2021... helped the Bears to an 11-3 record and a Texas 6A D-II regional final... considered the 183rd-best player in the state of Texas and the 46th-best tight end in the country in the 247Sports Composite... ranked as the 198th-best player in the Lone Star State, and the 59th-best tight end in the nation according to On3 Consensus... ESPN ranked him as the 86th-best player in Texas and the 19th-best tight end-H in the country.

## MONTEQUE RHAMES II

**EDGE** 6-5 240  
**Sumter, S.C.**  
**(Manning)**

In-state EDGE rusher who played his senior season for Manning High School after transferring from Sumter... helped the Monarchs and head coach Reggie Kennedy to a 9-3 record and the second round of the 3A state playoffs... compiled 82 tackles including 22.5 tackles for loss and seven sacks as a junior for Sumter High in 2021... helped Sumter to a 10-2 record and a spot in the 5A state quarterfinals... finished his sophomore season



with 45 tackles including 10.5 tackles for loss and three sacks, helping Sumter to an 8-1 record and an appearance in the 5A state semifinals... selected to play in the Shrine Bowl of the Carolinas... rated the fifth-best player in South Carolina, the No. 40 EDGE rusher in the country and No. 378 overall according to 247Sports Composite... ranked as the state's fifth-best player, the 35th-best EDGE rusher in the nation and No. 355 overall on On3 Consensus... ESPN considered him as the state's sixth-best player and the 50th-best defensive end in the nation.

**TYSHAWN RUSSELL**

**WIDE RECEIVER 6-0 170**  
**Harrisburg, Pa.**  
**(Bishop McDevitt)**

Played wide receiver for Bishop McDevitt High School in Harrisburg, Pa.. helped the Crusaders to the 4A PIAA state championship... finished his senior season with 61 catches for 1,334 yards and 22 touchdowns... coached by Jeff Weachter... did not start playing wide receiver until his senior year of high school... played cornerback and safety as a junior, collecting 29 tackles with two interceptions... rated as the 24th-best player in the state and the 147th-best wide receiver in the nation by 247Sports Composite... ranked as the 25th-best player in the state and the 53rd-best "athlete" in the nation by On3 Composite... ESPN rated him as the 25th-best player in Pennsylvania and the No. 142 wide receiver in the country.

**KAMRON SANDLIN**

**Tight End 6-3 220**  
**Anniston, Ala.**  
**(Anniston)**

Quarterback at Anniston (Ala.) High School who figures to play tight end at the college level... helped the Bulldogs to an 11-1 record and into the third round of the state 4A playoffs... coached by Rico White... rated as the No. 34 player in the state of Alabama, the 83rd-rated "athlete" in the country and No. 974 overall according to 247Sports Composite... ranked as the 38th-best in the state, the 53rd-best tight end in the nation and No. 977 overall in the On3 Consensus... considered the 35th-best player in Alabama and the 101st-best "athlete" in the nation by ESPN.

**ZAHBARI SANDY**

**Defensive Back 6-2 200**  
**Washington, D.C.**  
**(St. John's College)**

Defensive back who was the first public commit for the class of 2023 for the Gamecocks... helped St. John's College in Washington, D.C. go 8-4 in his senior season and led the Cadets to a win over DeMatha in the Washington Catholic Athletic Conference Capital Division championship game... coached by Gary Fasching... primarily played safety during an abbreviated sophomore season in the spring of 2021... rated the fourth-best player in the District of Columbia, the 58th-best safety

in the country and No. 624 overall according to 247Sports Composite... ranked as the fourth-best player in D.C., the 57th-best safety in the country and No. 602 overall by On3 Consensus... ESPN considered him the fifth-best player in D.C. and the 69th-best cornerback in the nation.

**LANORRIS SELLERS**

**Quarterback 6-3 232**  
**Florence, S.C.**  
**(South Florence)**

The lone quarterback signed by the Gamecocks in the 2023 class... played his high school ball at South Florence in the Palmetto State... threw for 2,948 yards (150-for-258) with 45 touchdowns and only two interceptions while rushing for 1,338 yards and 17 touchdowns as a senior, leading the Bruins to a 4A state championship... named the Florence Morning News Player of the Year... was a finalist for the state's Mr. Football... coached by Drew Marlowe... named offensive MVP in the Shrine Bowl of the Carolinas after leading the Sandlappers to the win by completing 9-of-13 passes for 121 yards and one touchdown... also rushed for 41 yards on 12 carries... ranked as the No. 4 prospect in the state, the 16th-best quarterback in the country and No. 246 overall in the 247Sports Composite... considered the fourth-best player in South Carolina, the 19th-best quarterback in the land and No. 348 overall in the On3 Consensus... ESPN rated him the No. 4 prospect in the state and the eighth-best dual-threat quarterback in the country and No. 293 on the ESPN300.

**JATAVIUS SHIVERS**

**Offensive Line 6-6 295**  
**Villa Rica, Ga.**  
**(Villa Rica)**

Offensive lineman who prepped at Villa Rica (Ga.) High School... coached by Tim Barron... the Wildcats went 4-6 in Class AAAAA in 2022... worked at both right tackle and left tackle in a run-heavy spread offense in 2021... earned Georgia Region 6-AAAAA second-team honors... considered the 84th-best player in the state of Georgia, the 62nd-best offensive tackle in the country and No. 849 overall according to 247Sports Composite... ranked as the 80th-best player in the state, the 50th-best offensive tackle in the land and No. 819 overall by On3 Consensus... ESPN rated him the 101st-best player in Georgia and the 84th-best offensive tackle in the country.

**VICARI SWAIN**

**Defensive Back 6-1 185**  
**Carrollton, Ga.**  
**(Central)**

Defensive back who played at Central High School in Carrollton, Ga... racked up nearly 2,000 receiving yards and 17 career touchdown receptions with 13 interceptions over his prep career... coached by Darius Smiley... scored 10 total TDs as a senior for the Trojans in 2022 with seven receiving, two interception returns, and one kickoff return...

caught 41 passes for 660 yards, credited with 43 tackles, six interceptions, one forced fumble, two fumble recoveries, and two kick blocks... played a major role in Carrollton Central's 8-4 campaign and Georgia 4A second-round playoff appearance... named the 2021 Region 7-AAAA Athlete of the Year... got snaps on both sides of the ball for a Carrollton (Ga.) Central squad that went 5-6... caught 47 passes for 855 yards and eight touchdowns, credited with 28 tackles and six interceptions (three returned for touchdowns)... played in all three phases as a sophomore in 2020... posted 10 catches for 212 yards with two touchdowns and had one interception... also plays baseball... rated the 14th-best prospect in Georgia, the sixth-best "athlete" in the country and No. 180 overall, according to the 247Sports Composite... considered the 17th-best player in the state, the seventh-best "athlete" in the country and No. 214 on the On3 Consensus... listed as the 18th-best player in the Peach State, the 14th best "athlete" in the nation and No. 210 overall on the ESPN300.

**DESMOND UMEOZULU**

**EDGE 6-6 240**  
**Upper Marlboro, Md.**  
**(C.H. Flowers)**

EDGE rusher from C.H. Flowers High School in Springdale, Md... played tight end and defensive end... led the Jaguars to a 13-1 record and a spot in the 4A state championship game as a senior... coached by Dameon Powell... as a junior, helped the Jaguars to an 11-2 record and a spot in the Maryland 4A state semifinals... selected to play in the Under Armour All-America game... ranked as the third-best prospect in Maryland, the 21st-best EDGE rusher and No. 144 overall in the 247Sports Composite... rated as the third-best player in the state, the 18th-best EDGE rusher in the nation and No. 148 overall by On3 Composite... considered the third best player in Maryland, the 14th-best defensive end in the country and No. 114 on the ESPN300.

**CAMERON UPSHAW**

**Defensive Back 6-1 190**  
**Perry, Fla.**  
**(Taylor County)**

Defensive back prospect from Taylor County in Perry, Fla... coached by Ocho Ellis... the Bulldogs went 4-6 in his senior season... totaled 52 tackles and an interception as a junior in 2021 for Gadsden County... helped his squad make the 4A state playoffs... also played quarterback and threw for 490 yards and 6 scores while rushing for 268 yards and a touchdown... rated the No. 129 player in the state of Florida, the 75th-best safety in the country and No. 884 overall according to 247Sports Composite... ranked as the 141st-best player in the Sunshine State, the 93rd-best safety in the country and No. 999 overall by On3 Consensus... considered the 107th-best player in the state and the 50th-best safety in the nation by ESPN.



ANTWANE  
WELLS JR.



2022 IN REVIEW



	SC	OPP
<b>SCORING</b>	<b>418</b>	<b>375</b>
Points Per Game	32.2	28.8
Points Off Turnovers	76	65
<b>FIRST DOWNS</b>	<b>247</b>	<b>292</b>
Rushing	95	139
Passing	126	122
Penalty	26	31
<b>RUSHING YARDAGE</b>	<b>1545</b>	<b>2574</b>
Yards gained rushing	1863	2847
Yards lost rushing	318	273
Rushing Attempts	411	522
Average Per Rush	3.8	4.9
Average Per Game	118.8	198.0
TDs Rushing	27	23
<b>PASSING YARDAGE</b>	<b>3380</b>	<b>2687</b>
Comp-Att-Int	281-421-14	217-404-15
Average Per Pass	8.0	6.7
Average Per Catch	12.0	12.4
Average Per Game	260.0	206.7
TDs Passing	23	24
<b>TOTAL OFFENSE</b>	<b>4925</b>	<b>5261</b>
Total Plays	832	926
Average Per Play	5.9	5.7
Average Per Game	378.8	404.7
<b>KICK RETURNS: #-Yards</b>	<b>23-578</b>	<b>19-328</b>
<b>PUNT RETURNS: #-Yards</b>	<b>14-232</b>	<b>20-92</b>
<b>INT RETURNS: #-Yards</b>	<b>15-299</b>	<b>14-81</b>
<b>KICK RETURN AVERAGE</b>	<b>25.1</b>	<b>17.3</b>
<b>PUNT RETURN AVERAGE</b>	<b>16.6</b>	<b>4.6</b>
<b>INT RETURN AVERAGE</b>	<b>19.9</b>	<b>5.8</b>
<b>FUMBLES-LOST</b>	<b>22-13</b>	<b>17-8</b>
<b>PENALTIES-Yards</b>	<b>90-829</b>	<b>84-702</b>
Average Per Game	63.8	54.0
<b>PUNTS-Yards</b>	<b>58-2675</b>	<b>61-2478</b>
Average Per Punt	46.1	40.6
Net punt average	42.8	36.9
<b>KICKOFFS-Yards</b>	<b>78-4751</b>	<b>71-4292</b>
Average Per Kick	60.9	60.5
Net kick average	39.0	37.2
<b>TIME OF POSSESSION/Game</b>	<b>28:41</b>	<b>31:19</b>
<b>3RD-DOWN Conversions</b>	<b>62/160</b>	<b>79/182</b>
3rd-Down Pct	39%	43%
<b>4TH-DOWN Conversions</b>	<b>13/22</b>	<b>10/18</b>
4th-Down Pct	59%	56%
<b>SACKS BY-Yards</b>	<b>20-143</b>	<b>31-188</b>
<b>MISC YARDS</b>	<b>0</b>	<b>0</b>
<b>TOUCHDOWNS SCORED</b>	<b>55</b>	<b>48</b>
<b>FIELD GOALS-ATTEMPTS</b>	<b>11-11</b>	<b>12-17</b>
<b>RED-ZONE SCORES</b>	<b>(44-52) 85%</b>	<b>(45-54) 83%</b>
<b>RED-ZONE TOUCHDOWNS</b>	<b>(37-52) 71%</b>	<b>(36-54) 67%</b>
<b>PAT-ATTEMPTS</b>	<b>(45-47) 96%</b>	<b>(45-45) 100%</b>
<b>ATTENDANCE</b>	<b>530498</b>	<b>333556</b>
Games/Avg Per Game	7/75785	5/66711
Neutral Site Games		1/67383

SCORE BY QUARTERS	1st	2nd	3rd	4th	OT	Total
South Carolina	97	107	114	100	-	418
Opponents	94	112	87	82	-	375

RUSHING	G	Att	Gain	Loss	Net	Avg	TD	Long	Avg/G
MarShawn Lloyd	9	111	621	48	573	5.2	9	45	63.7
Jaheim Bell	12	73	275	14	261	3.6	3	18	21.8
Juju McDowell	13	62	241	22	219	3.5	2	27	16.8
Christian Beal-Smith	9	39	171	15	156	4.0	5	52	17.3
Luke Doty	5	5	63	0	63	12.6	1	17	12.6
Dakereon Joyner	13	12	59	3	56	4.7	2	13	4.3
Jalen Brooks	12	4	55	4	51	12.8	1	24	4.2
Ahmarean Brown	13	5	50	0	50	10.0	0	34	3.8
Spencer Rattler	13	73	234	188	46	0.6	3	17	3.5
Dante Miller	6	6	39	1	38	6.3	0	23	6.3
Xavier Legette	13	7	28	7	21	3.0	0	19	1.6
Antwane Wells Jr.	13	3	12	2	10	3.3	1	9	0.8
Rashad Amos	10	2	9	2	7	3.5	0	6	0.7
Hunter Rogers	13	1	5	0	5	5.0	0	5	0.4
Nate Adkins	13	1	1	0	1	1.0	0	1	0.1
TEAM	13	7	0	12	-12	-1.7	0	0	-0.9
<b>Total.....</b>	<b>13</b>	<b>411</b>	<b>1863</b>	<b>318</b>	<b>1545</b>	<b>3.8</b>	<b>27</b>	<b>52</b>	<b>118.8</b>
<b>Opponents.....</b>	<b>13</b>	<b>522</b>	<b>2847</b>	<b>273</b>	<b>2574</b>	<b>4.9</b>	<b>23</b>	<b>85</b>	<b>198.0</b>

PASSING	G	Effic	Cmp-Att-Int	Pct	Yds	TD	Lng	Avg/G
Spencer Rattler	13	138.74	264-399-12	66.2	3026	18	72	232.8
Luke Doty	5	177.60	10-14-2	71.4	146	2	52	29.2
Kai Kroeger	13	489.70	4-4-0	100.0	107	2	48	8.2
Dakereon Joyner	13	492.80	3-3-0	100.0	101	1	68	7.8
TEAM	13	0.00	0-1-0	0.0	0	0	0	0.0
<b>Total.....</b>	<b>13</b>	<b>145.56</b>	<b>281-421-14</b>	<b>66.7</b>	<b>3380</b>	<b>23</b>	<b>72</b>	<b>260.0</b>
<b>Opponents.....</b>	<b>13</b>	<b>121.76</b>	<b>217-404-15</b>	<b>53.7</b>	<b>2687</b>	<b>24</b>	<b>78</b>	<b>206.7</b>

RECEIVING	G	No.	Yds	Avg	TD	Long	Avg/G
Antwane Wells Jr.	13	68	928	13.6	6	72	71.4
Jalen Brooks	12	33	504	15.3	1	54	42.0
Jaheim Bell	12	25	231	9.2	2	46	19.2
Juju McDowell	13	24	205	8.5	1	65	15.8
Ahmarean Brown	13	23	188	8.2	0	26	14.5
Austin Stogner	12	20	210	10.5	1	25	17.5
Josh Vann	12	18	296	16.4	3	60	24.7
MarShawn Lloyd	9	18	176	9.8	2	43	19.6
Xavier Legette	13	18	167	9.3	3	42	12.8
Nate Adkins	13	13	168	12.9	0	32	12.9
Dakereon Joyner	13	8	120	15.0	1	48	9.2
Christian Beal-Smith	9	5	26	5.2	0	9	2.9
Traevon Kenion	12	3	54	18.0	1	21	4.5
Corey Rucker	2	1	52	52.0	1	52	26.0
Hunter Rogers	13	1	23	23.0	1	23	1.8
Tonka Hemingway	13	1	16	16.0	0	16	1.2
Spencer Rattler	13	1	15	15.0	0	15	1.2
O'Mega Blake	3	1	1	1.0	0	1	0.3
<b>Total.....</b>	<b>13</b>	<b>281</b>	<b>3380</b>	<b>12.0</b>	<b>23</b>	<b>72</b>	<b>260.0</b>
<b>Opponents.....</b>	<b>13</b>	<b>217</b>	<b>2687</b>	<b>12.4</b>	<b>24</b>	<b>78</b>	<b>206.7</b>

PUNT RETURNS	No.	Yds	Avg	TD	Long
Josh Vann	10	151	15.1	0	37
Ahmarean Brown	4	55	13.8	1	37
DQ Smith	0	26	-	1	26
<b>Total.....</b>	<b>14</b>	<b>232</b>	<b>16.6</b>	<b>2</b>	<b>37</b>
<b>Opponents.....</b>	<b>20</b>	<b>92</b>	<b>4.6</b>	<b>0</b>	<b>23</b>

INTERCEPTIONS	No.	Yds	Avg	TD	Long
Marcellas Dial	3	3	1.0	0	3
Darius Rush	2	59	29.5	0	59
O'Donnell Fortune	2	105	52.5	1	100
DQ Smith	2	50	25.0	1	47
David Spaulding	1	9	9.0	0	9
Sherrod Greene	1	26	26.0	0	26
Cam Smith	1	0	0.0	0	0
Nick Barrett	1	-5	-5.0	0	0
Bam Martin-Scott	1	37	37.0	0	37
Brad Johnson	1	15	15.0	0	15
<b>Total.....</b>	<b>15</b>	<b>299</b>	<b>19.9</b>	<b>2</b>	<b>100</b>
<b>Opponents.....</b>	<b>14</b>	<b>81</b>	<b>5.8</b>	<b>1</b>	<b>42</b>



KICK RETURNS	No.	Yds	Avg	TD	Long
Xavier Legette	15	441	29.4	1	100
Juju McDowell	5	80	16.0	0	27
Josh Vann	2	45	22.5	0	26
Dakereon Joyner	1	12	12.0	0	12
<b>Total.....</b>	<b>23</b>	<b>578</b>	<b>25.1</b>	<b>1</b>	<b>100</b>
<b>Opponents.....</b>	<b>19</b>	<b>328</b>	<b>17.3</b>	<b>0</b>	<b>34</b>

FUMBLE RETURNS	No.	Yds	Avg	TD	Long
Tonka Hemingway	2	32	16.0	0	17
Tyreek Johnson	1	0	0.0	0	0
Traveon Kenion	1	0	0.0	0	0
Nick Emmanwori	1	0	0.0	0	0
Zacch Pickens	1	0	0.0	0	0
Alex Huntley	1	0	0.0	0	0
Jordan Burch	1	0	0.0	0	0
<b>Total.....</b>	<b>8</b>	<b>32</b>	<b>4.0</b>	<b>0</b>	<b>17</b>
<b>Opponents.....</b>	<b>13</b>	<b>22</b>	<b>1.7</b>	<b>0</b>	<b>11</b>

SCORING	TD	FGs	PATs				DXP	Saf	Points
			Kick	Rush	Rcv	Pass			
Mitch Jeter	0	11-11	42-44	0-0	0	0-0	0	0	75
MarShawn Lloyd	11	0-0	0-0	0-0	0	0-0	0	0	66
Antwane Wells Jr.	7	0-0	0-0	0-0	0	0-0	0	0	42
Jaheim Bell	5	0-0	0-0	1-1	0	0-0	0	0	32
Christian Beal-Smith	5	0-0	0-0	0-0	0	0-0	0	0	30
Xavier Legette	4	0-0	0-0	0-0	0	0-0	0	0	24
Spencer Rattler	3	0-0	0-0	1-1	0	1-2	0	0	20
Josh Vann	3	0-0	0-0	0-0	0	0-0	0	0	18
Juju McDowell	3	0-0	0-0	0-0	0	0-0	0	0	18
Dakereon Joyner	3	0-0	0-0	0-0	0	0-0	0	0	18
Jalen Brooks	2	0-0	0-0	0-0	0	0-0	0	0	12
DQ Smith	2	0-0	0-0	0-0	0	0-0	0	0	12
Traevon Kenion	1	0-0	0-0	1-1	0	0-0	0	0	8
Ahmarean Brown	1	0-0	0-0	0-0	1	0-0	0	0	8
Luke Doty	1	0-0	0-0	0-0	0	0-0	0	0	6
Austin Stogner	1	0-0	0-0	0-0	0	0-0	0	0	6
Corey Rucker	1	0-0	0-0	0-0	0	0-0	0	0	6
O'Donnell Fortune	1	0-0	0-0	0-0	0	0-0	0	0	6
Hunter Rogers	1	0-0	0-0	0-0	0	0-0	0	0	6
Alex Herrera	0	0-0	3-3	0-0	0	0-0	0	0	3
Tonka Hemingway	0	0-0	0-0	1-1	0	0-0	0	0	2
TEAM	0	0-0	0-0	0-1	0	0-0	0	0	0
Kai Kroeger	0	0-0	0-0	0-0	0	0-1	0	0	0
<b>Total.....</b>	<b>55</b>	<b>11-11</b>	<b>45-47</b>	<b>4-5</b>	<b>1</b>	<b>1-3</b>	<b>0</b>	<b>0</b>	<b>418</b>
<b>Opponents.....</b>	<b>48</b>	<b>12-17</b>	<b>45-45</b>	<b>0-1</b>	<b>1</b>	<b>1-2</b>	<b>0</b>	<b>2</b>	<b>375</b>

FIELD GOALS	M-A	Pct	01-19	20-29	30-39	40-49	50+	Lg	Blk
Mitch Jeter	11-11	100.0	0-0	4-4	4-4	1-1	2-2	53	0

FG SEQUENCE	South Carolina	Opponents
Georgia St.	(53),(51)	-
Arkansas	(28)	50
Georgia	-	(42),(21)
Charlotte	(25),(27)	-
South Carolina St.	-	(21)
Kentucky	(32)	45
Texas A&M	(23)	(51),(26),(28)
Missouri	(39)	(19),21,(50),(32)
Vanderbilt	(31)	44
Florida	-	(28),36
Tennessee	-	(27)
Clemson	(35)	-
Notre Dame	(45)	(37)

Numbers in (parentheses) indicate field goal was made.

PUNTING	No.	Yds	Avg	Long	TB	FC	I20	50+	Blkd
Kai Kroeger	58	2675	46.1	79	5	11	29	18	0
<b>Total.....</b>	<b>58</b>	<b>2675</b>	<b>46.1</b>	<b>79</b>	<b>5</b>	<b>11</b>	<b>29</b>	<b>18</b>	<b>0</b>
<b>Opponents.....</b>	<b>61</b>	<b>2478</b>	<b>40.6</b>	<b>67</b>	<b>2</b>	<b>18</b>	<b>17</b>	<b>13</b>	<b>5</b>

KICKOFFS	No.	Yds	Avg	TB	OB	Retn	Net	YdLn
Mitch Jeter	75	4660	62.1	50	1			
Alex Herrera	3	91	30.3	0	0			
<b>Total.....</b>	<b>78</b>	<b>4751</b>	<b>60.9</b>	<b>50</b>	<b>1</b>	<b>21</b>	<b>39</b>	<b>26</b>
<b>Opponents.....</b>	<b>71</b>	<b>4292</b>	<b>60.5</b>	<b>38</b>	<b>4</b>	<b>24</b>	<b>37.2</b>	<b>27</b>

TOTAL OFFENSE	G	Plays	Rush	Pass	Total	Avg/G
Spencer Rattler	13	472	46	3026	3072	236.3
MarShawn Lloyd	9	111	573	0	573	63.7
Jaheim Bell	12	73	261	0	261	21.8
Juju McDowell	13	62	219	0	219	16.8
Luke Doty	5	19	63	146	209	41.8
Dakereon Joyner	13	15	56	101	157	12.1
Christian Beal-Smith	9	39	156	0	156	17.3
Kai Kroeger	13	4	0	107	107	8.2
Jalen Brooks	12	4	51	0	51	4.2
Ahmarean Brown	13	5	50	0	50	3.8
Dante Miller	6	6	38	0	38	6.3
Xavier Legette	13	7	21	0	21	1.6
Antwane Wells Jr.	13	3	10	0	10	0.8
Rashad Amos	10	2	7	0	7	0.7
Hunter Rogers	13	1	5	0	5	0.4
Nate Adkins	13	1	1	0	1	0.1
TEAM	13	8	-12	0	-12	-0.9
<b>Total.....</b>	<b>13</b>	<b>832</b>	<b>1545</b>	<b>3380</b>	<b>4925</b>	<b>378.8</b>
<b>Opponents.....</b>	<b>13</b>	<b>926</b>	<b>2574</b>	<b>2687</b>	<b>5261</b>	<b>404.7</b>

ALL PURPOSE	G	Rush	Rec	PR	KOR	IR	Tot	Avg/G
Antwane Wells Jr.	13	10	928	0	0	0	938	72.2
MarShawn Lloyd	9	573	176	0	0	0	749	83.2
Xavier Legette	13	21	167	0	441	0	629	48.4
Jalen Brooks	12	51	504	0	0	0	555	46.2
Juju McDowell	13	219	205	0	80	0	504	38.8
Josh Vann	12	0	296	151	45	0	492	41.0
Jaheim Bell	12	261	231	0	0	0	492	41.0
Ahmarean Brown	13	50	188	55	0	0	293	22.5
Austin Stogner	12	0	210	0	0	0	210	17.5
Dakereon Joyner	13	56	120	0	12	0	188	14.5
Christian Beal-Smith	9	156	26	0	0	0	182	20.2
Nate Adkins	13	1	168	0	0	0	169	13.0
O'Donnell Fortune	9	0	0	0	0	105	105	11.7
DQ Smith	13	0	0	26	0	50	76	5.8
Luke Doty	5	63	0	0	0	0	63	12.6
Spencer Rattler	13	46	15	0	0	0	61	4.7
Darius Rush	10	0	0	0	0	59	59	5.9
Traevon Kenion	12	0	54	0	0	0	54	4.5
Corey Rucker	2	0	52	0	0	0	52	26.0
Dante Miller	6	38	0	0	0	0	38	6.3
Bam Martin-Scott	13	0	0	0	0	37	37	2.8
Hunter Rogers	13	5	23	0	0	0	28	2.2
Sherrod Greene	12	0	0	0	0	26	26	2.2
Tonka Hemingway	13	0	16	0	0	0	16	1.2
Brad Johnson	12	0	0	0	0	15	15	1.2
David Spaulding	4	0	0	0	0	9	9	2.2
Rashad Amos	10	7	0	0	0	0	7	0.7
Marcellas Dial	13	0	0	0	0	3	3	0.2
O'Mega Blake	3	0	1	0	0	0	1	0.3
Nick Barrett	13	0	0	0	0	-5	-5	-0.4
TEAM	13	-12	0	0	0	0	-12	-0.9
<b>Total.....</b>	<b>13</b>	<b>1545</b>	<b>3380</b>	<b>232</b>	<b>578</b>	<b>299</b>	<b>6034</b>	<b>464.2</b>
<b>Opponents.....</b>	<b>13</b>	<b>2574</b>	<b>2687</b>	<b>92</b>	<b>328</b>	<b>81</b>	<b>5762</b>	<b>443.2</b>



No.	PLAYER	GP	Tackles			TFL/Yds	Sacks		Pass Def		QBH	Fumbles		Blkd	Saf
			Solo	Ast	Total		No-Yards	Int-Yds	BrUp	Rcv-Yds		FF	Kick		
21	Nick Emmanwori	13	62	23	85	1.0-2	.	.	1	2	1-0	.	.	.	
44	Sherrod Greene	12	37	40	77	3.5-24	2.5-22	1-26	1	1	.	.	.	.	
5	Jordan Burch	13	32	28	60	7.5-36	3.5-23	.	3	14	1-0	.	.	.	
27	DQ Smith	13	40	14	54	1.0-3	1.0-3	2-50	5	2	.	1	.	.	
19	Brad Johnson	12	31	17	48	.	.	1-15	.	5	.	.	.	.	
24	Marcellas Dial	13	33	12	45	1.0-1	.	3-3	12	.	.	.	.	.	
0	Debo Williams	13	27	16	43	4.5-16	1.5-9	.	.	4	.	1	1	.	
6	Zacch Pickens	12	22	20	42	4.0-19	2.5-14	.	3	3	1-0	.	.	.	
8	Gilber Edmond	12	15	24	39	9.0-36	2.0-23	.	.	9	.	.	.	.	
3	Devonni Reed	10	28	11	39	1.5-4	.	.	1	.	.	.	.	.	
28	Darius Rush	10	28	10	38	2.0-14	.	2-59	7	1	.	1	.	.	
91	Tonka Hemingway	13	19	14	33	8.0-37	4.0-23	.	1	6	2-32	.	.	.	
9	Cam Smith	11	23	4	27	1.0-2	.	1-0	5	2	.	.	1	.	
94	M.J. Webb	13	10	12	22	0.5-1	.	.	.	.	.	.	.	.	
95	Alex Huntley	11	12	9	21	1-12	1-12	.	2	.	1-0	.	.	.	
90	T.J. Sanders	12	6	10	16	1.0-6	1.0-6	.	1	2	.	.	.	.	
22	Bam Martin-Scott	13	10	6	16	1.0-2	.	1-37	3	1	.	1	.	.	
25	O'Donnell Fortune	9	13	3	16	.	.	2-105	.	.	.	1	.	.	
93	Nick Barrett	13	3	11	14	.	.	1--5	1	1	.	.	.	.	
7	Jordan Strachan	2	5	5	10	3.0-11	1.0-8	.	.	.	.	.	.	.	
10	Tyreek Johnson	12	7	3	10	2.0-15	.	.	.	.	1-0	.	.	.	
36	BJ Gibson	6	7	1	8	.	.	.	.	.	.	.	.	.	
32	Mohamed Kaba	2	5	3	8	0.5-1	.	.	1	.	.	.	.	.	
20	Tyrese Ross	5	3	5	8	0.5-1	.	.	.	.	.	.	.	.	
29	David Spaulding	4	5	2	7	1.0-8	.	1-9	3	.	.	1	.	.	
52	Stone Blanton	12	5	2	7	1.5-6	.	.	1	.	.	.	.	.	
1	R.J. Roderick	3	6	1	7	1.0-1	.	.	.	.	.	.	.	.	
33	Kajuan Banks	13	2	4	6	.	.	.	1	.	.	.	.	.	
46	Bryan Thomas Jr.	10	3	3	6	.	.	.	.	2	.	.	.	.	
13	Jalen Brooks	12	3	1	4	.	.	.	.	.	.	1	.	.	
12	Traevon Kenion	12	3	1	4	.	.	.	.	.	1-0	.	1	.	
18	Keenan Nelson Jr.	3	1	3	4	.	.	.	1	.	.	.	.	.	
31	Peyton Williams	3	1	2	3	.	.	.	1	.	.	.	.	.	
36	Hunter Rogers	13	1	2	3	.	.	.	.	.	.	.	.	.	
17	Xavier Legette	13	2	1	3	.	.	.	.	.	.	.	.	.	
21	Juju McDowell	13	2	.	2	.	.	.	.	.	.	.	.	.	
7	Spencer Rattler	13	2	.	2	.	.	.	.	.	.	.	.	.	
47	King-Demenian Ford	7	2	.	2	.	.	.	.	.	.	.	2	.	
4	Terrell Dawkins	3	1	1	2	.	.	.	.	.	.	.	.	.	
85	Payton Mangrum	13	2	.	2	.	.	.	.	.	.	.	.	.	
44	Nate Adkins	13	1	.	1	.	.	.	.	.	.	1	.	.	
6	Josh Vann	12	1	.	1	.	.	.	.	.	.	.	.	.	
1	MarShawn Lloyd	9	.	1	1	.	.	.	.	.	.	.	.	.	
23	Isaiah Norris	3	1	.	1	.	.	.	.	.	.	.	.	.	
89	O'Mega Blake	3	1	.	1	.	.	.	.	.	.	.	.	.	
3	Antwane Wells Jr.	13	1	.	1	.	.	.	.	.	.	.	.	.	
98	Mitch Jeter	13	.	1	1	.	.	.	.	.	.	.	.	.	
42	Darryle Ware	8	.	1	1	.	.	.	.	.	.	.	.	.	
5	Dakereon Joyner	13	1	.	1	.	.	.	.	.	.	.	.	.	
8	Christian Beal-Smith	9	1	.	1	.	.	.	.	.	.	.	.	.	
43	Joseph Byrnes	2	.	1	1	.	.	.	.	.	.	.	.	.	
16	Hot Rod Fitten	1	.	.	.	.	.	.	.	1	.	.	.	.	
23	Rashad Amos	10	.	.	.	.	.	.	.	.	.	.	1	.	
<b>Total.....</b>		<b>13</b>	<b>526</b>	<b>328</b>	<b>854</b>	<b>57-258</b>	<b>20-123</b>	<b>15-299</b>	<b>54</b>	<b>56</b>	<b>8-32</b>	<b>8</b>	<b>6</b>	<b>0</b>	
<b>Opponents.....</b>		<b>13</b>	<b>525</b>	<b>234</b>	<b>759</b>	<b>99-333</b>	<b>31-188</b>	<b>14-81</b>	<b>28</b>	<b>59</b>	<b>13-22</b>	<b>16</b>	<b>1</b>	<b>2</b>	



TOTAL TACKLES	UA-A	TOT	GSU	ARK	UGA	CHAR	SCST	KENT	TAMU	MIZZ	VANDY	FLA	TENN	CU	ND
Nick Emmanwori	62-23	85	3-0	7-4	14-0	2-1	3-0	2-1	3-3	7-1	6-3	4-2	3-3	5-1	3-4
Sherrod Greene	37-40	77	DNP	2-6	2-3	3-1	2-1	6-6	3-2	2-1	3-0	4-6	1-6	4-1	5-7
Jordan Burch	32-28	60	3-2	4-6	0-1	2-1	1-1	3-3	3-4	2-0	3-1	4-3	4-2	1-2	2-2
DQ Smith	40-14	54	2-0	0-2	1-2	3-0	1-0	5-3	3-0	6-1	4-1	4-0	7-2	2-0	2-3
Brad Johnson	31-17	48	5-0	2-4	2-1	1-1	3-0	4-1	5-1	DNP	3-0	-	0-3	3-1	3-5
Marcellas Dial	33-12	45	3-0	1-2	4-1	3-0	3-0	2-1	2-0	2-1	0-1	2-2	6-3	2-0	3-1
Debo Williams	27-16	43	3-2	2-2	1-1	6-0	1-0	-	3-0	4-5	3-1	3-4	-	1-0	0-1
Zacch Pickens	22-20	42	-	4-8	1-5	2-0	3-0	2-2	1-1	2-1	3-0	1-1	1-1	2-1	DNP
Devonni Reed	28-11	39	4-1	0-4	3-0	5-1	3-1	DNP	4-0	6-1	1-0	2-3	DNP	-	DNP
Gilber Edmond	15-24	39	2-2	1-3	1-1	2-3	2-1	1-6	0-2	3-0	1-0	0-2	0-1	2-3	DNP
Darius Rush	28-10	38	1-0	1-3	2-0	DNP	DNP	2-2	6-2	3-1	6-1	1-1	3-0	3-0	DNP
Tonka Hemingway	19-14	33	0-1	3-0	-	1-0	1-1	1-3	2-1	3-2	1-1	2-2	1-1	2-0	2-2
Cam Smith	23-4	27	2-0	5-0	DNP	1-0	2-0	1-1	1-0	3-0	1-0	1-1	6-1	0-1	DNP
M.J. Webb	10-12	22	1-0	0-2	1-1	1-0	0-3	-	1-1	-	-	1-0	-	2-0	3-5
Alex Huntley	12-9	21	2-0	0-4	DNP	-	-	DNP	1-0	0-2	0-1	1-1	1-0	4-0	3-1
Bam Martin-Scott	10-6	16	-	1-0	1-0	3-0	1-0	1-2	0-1	-	-	3-1	0-1	-	0-1
O'Donnell Fortune	13-3	16	DNP	2-1	4-0	2-0	-	DNP	DNP	DNP	2-0	-	-	2-1	1-1
T.J. Sanders	6-10	16	-	0-2	-	DNP	0-1	-	0-1	1-0	1-0	2-1	1-1	0-1	1-3
Nick Barrett	3-11	14	-	0-2	0-1	1-0	1-1	0-1	-	0-2	-	-	0-2	-	1-2
Jordan Strachan	5-5	10	3-1	2-4	DNP	DNP	DNP	DNP	DNP	DNP	DNP	DNP	DNP	DNP	DNP
Tyreek Johnson	7-3	10	1-0	1-2	1-1	-	1-0	DNP	-	-	-	2-0	-	-	1-0
Tyrese Ross	3-5	8	-	DNP	DNP	DNP	-	DNP	DNP	-	DNP	2-3	1-2	DNP	DNP
BJ Gibson	7-1	8	-	DNP	-	DNP	-	DNP	DNP	-	7-0	DNP	DNP	DNP	0-1
Mohamed Kaba	5-3	8	3-1	2-2	DNP	DNP	DNP	DNP	DNP	DNP	DNP	DNP	DNP	DNP	DNP
David Spaulding	5-2	7	-	DNP	DNP	DNP	DNP	3-2	1-0	1-0	DNP	DNP	DNP	DNP	DNP
R.J. Roderick	6-1	7	2-0	DNP	DNP	-	4-1	DNP	DNP	DNP	DNP	DNP	DNP	DNP	DNP
Stone Blanton	5-2	7	-	-	0-1	DNP	1-0	-	2-0	-	1-0	0-1	-	-	1-0
Kajuan Banks	2-4	6	-	0-1	1-0	1-1	-	-	-	-	-	0-2	-	-	-
Bryan Thomas Jr.	3-3	6	DNP	DNP	DNP	-	2-1	-	-	-	-	1-2	-	-	-
Traevon Kenion	3-1	4	-	-	0-1	1-0	-	-	-	-	-	1-0	-	1-0	DNP
Keenan Nelson Jr.	1-3	4	-	DNP	DNP	DNP	DNP	DNP	DNP	DNP	DNP	DNP	DNP	-	1-3
Jalen Brooks	3-1	4	-	-	1-0	-	-	-	-	-	-	2-0	0-1	-	DNP
Hunter Rogers	1-2	3	-	0-1	1-0	-	-	-	-	-	-	-	0-1	-	-
Xavier Legette	2-1	3	-	-	-	1-0	-	-	1-0	-	-	-	0-1	-	-
Peyton Williams	1-2	3	DNP	DNP	DNP	DNP	0-1	DNP	DNP	DNP	DNP	DNP	1-1	DNP	-
Payton Mangrum	2-0	2	-	-	-	1-0	-	-	-	-	1-0	-	-	-	-
Spencer Rattler	2-0	2	-	-	1-0	-	-	-	-	-	-	1-0	-	-	-
King-Demenian Ford	2-0	2	DNP	DNP	-	-	-	-	-	DNP	-	DNP	DNP	DNP	2-0
Juju McDowell	2-0	2	1-0	-	-	1-0	-	-	-	-	-	-	-	-	-
Terrell Dawkins	1-1	2	-	1-1	-	DNP	DNP	DNP	DNP	DNP	DNP	DNP	DNP	DNP	DNP
Mitch Jeter	0-1	1	-	-	-	-	-	-	-	-	-	-	0-1	-	-
Joseph Byrnes	0-1	1	-	DNP	DNP	DNP	0-1	DNP	DNP	DNP	DNP	DNP	DNP	DNP	DNP
Christian Beal-Smith	1-0	1	DNP	-	-	-	-	DNP	-	1-0	-	DNP	DNP	-	-
Dakereon Joyner	1-0	1	-	-	-	-	-	-	-	-	-	-	1-0	-	-
Nate Adkins	1-0	1	-	-	-	-	-	-	-	-	-	-	-	1-0	-
Darryle Ware	0-1	1	DNP	DNP	-	0-1	-	-	-	-	-	-	DNP	DNP	DNP
Isaiah Norris	1-0	1	DNP	DNP	DNP	-	-	DNP	DNP	DNP	1-0	DNP	DNP	DNP	DNP
Josh Vann	1-0	1	-	-	-	-	-	-	-	-	-	1-0	-	-	DNP
MarShawn Lloyd	0-1	1	-	-	-	-	-	-	0-1	-	DNP	DNP	DNP	-	DNP
O'Mega Blake	1-0	1	DNP	DNP	DNP	DNP	DNP	DNP	DNP	DNP	DNP	-	-	DNP	1-0
Antwane Wells Jr.	1-0	1	-	-	-	1-0	-	-	-	-	-	-	-	-	-



Team	1st Score	Rushing Downs	Rushing No-Yds-TD	Passing C-A-I-Yds-TD	Total Offense Play-Yds-TD	Punts No-Avg	Fumbles No-Lost	Penalties No-Yds	KO Ret. No-Yds	Punt Ret. No-Yds	Int. Ret. No-Yds	3rd Dns	Time of Poss
E. Illinois	0	9	22-31-0	13-22-2-78-0	44-109-0	8-32.6	0-0	5-45	1-21	0-0	0-0	0-9	25:20
<b>S. Carolina</b>	<b>46</b>	<b>23</b>	<b>47-254-1</b>	<b>18-27-0-185-4</b>	<b>74-439-5</b>	<b>2-42.0</b>	<b>1-1</b>	<b>8-61</b>	<b>1-3</b>	<b>2-9</b>	<b>2-66</b>	<b>7-14</b>	<b>34:40</b>
<b>S. Carolina</b>	<b>20</b>	<b>16</b>	<b>39-99-0</b>	<b>13-24-1-225-1</b>	<b>63-324-1</b>	<b>8-40.8</b>	<b>3-2</b>	<b>7-55</b>	<b>3-111</b>	<b>0-0</b>	<b>2-63</b>	<b>2-12</b>	<b>31:01</b>
E. Carolina	17	12	38-116-1	12-25-2-152-1	63-268-2	9-46.7	1-0	3-20	1-21	2-6	1-0	2-16	28:59
<b>S. Carolina</b>	<b>13</b>	<b>13</b>	<b>34-90-0</b>	<b>14-29-1-214-1</b>	<b>63-304-1</b>	<b>5-41.8</b>	<b>1-1</b>	<b>9-70</b>	<b>1-12</b>	<b>0-0</b>	<b>2-35</b>	<b>8-17</b>	<b>31:57</b>
Georgia	40	26	31-184-2	24-35-2-307-3	66-491-5	3-51.7	1-1	7-52	2-44	1-0	1-9	9-12	28:03
Kentucky	16	22	44-230-1	15-22-1-102-0	66-332-1	3-40.7	4-2	4-29	0-0	0-0	0-0	6-12	35:36
<b>S. Carolina</b>	<b>10</b>	<b>12</b>	<b>26-58-0</b>	<b>17-25-0-158-1</b>	<b>51-216-1</b>	<b>5-42.8</b>	<b>0-0</b>	<b>5-45</b>	<b>1-19</b>	<b>1-7</b>	<b>1-(-1)</b>	<b>3-12</b>	<b>24:24</b>
Troy	14	21	31-145-2	22-38-2-163-0	69-308-2	5-33.8	2-2	2-16	3-62	0-0	0-0	8-15	29:32
<b>S. Carolina</b>	<b>23</b>	<b>19</b>	<b>28-101-0</b>	<b>20-34-0-255-1</b>	<b>62-356-1</b>	<b>2-38.5</b>	<b>5-3</b>	<b>10-93</b>	<b>1-28</b>	<b>4-20</b>	<b>2-73</b>	<b>4-13</b>	<b>30:28</b>
<b>S. Carolina</b>	<b>20</b>	<b>22</b>	<b>41-153-2</b>	<b>21-34-1-217-1</b>	<b>75-370-3</b>	<b>5-45.6</b>	<b>2-1</b>	<b>5-35</b>	<b>3-81</b>	<b>0-0</b>	<b>0-0</b>	<b>7-16</b>	<b>33:55</b>
Tennessee	45	24	49-247-3	17-23-0-225-3	72-472-6	5-44.0	0-0	2-30	1-18	2-33	1-0	12-17	26:05
Vanderbilt	20	15	39-106-1	11-21-1-206-1	60-312-2	6-48.2	3-1	3-15	3-35	0-0	2-16	5-14	31:13
<b>S. Carolina</b>	<b>21</b>	<b>17</b>	<b>32-112-0</b>	<b>22-35-2-317-3</b>	<b>67-429-3</b>	<b>4-56.8</b>	<b>2-2</b>	<b>10-78</b>	<b>1-22</b>	<b>1-12</b>	<b>1-44</b>	<b>7-13</b>	<b>28:47</b>
<b>S. Carolina</b>	<b>14</b>	<b>13</b>	<b>31-71-1</b>	<b>15-26-2-114-1</b>	<b>57-185-2</b>	<b>7-46.9</b>	<b>5-1</b>	<b>6-57</b>	<b>1-36</b>	<b>1-20</b>	<b>1-0</b>	<b>3-13</b>	<b>24:30</b>
Texas A&M	44	26	53-290-2	12-26-1-187-2	79-477-4	2-51.0	0-0	8-90	0-0	2-95	2-0	6-14	35:28
Florida	17	13	26-82-0	17-30-1-258-2	56-340-2	5-43.8	1-1	6-64	4-78	1-(-4)	0-0	3-10	23:42
<b>S. Carolina</b>	<b>40</b>	<b>21</b>	<b>42-284-1</b>	<b>14-24-0-175-2</b>	<b>66-459-3</b>	<b>3-35.7</b>	<b>1-0</b>	<b>1-5</b>	<b>2-45</b>	<b>0-0</b>	<b>1-0</b>	<b>2-12</b>	<b>36:18</b>
<b>S. Carolina</b>	<b>28</b>	<b>20</b>	<b>35-57-3</b>	<b>16-30-1-193-2</b>	<b>65-250-4</b>	<b>4-35.5</b>	<b>2-2</b>	<b>5-35</b>	<b>0-0</b>	<b>1-25</b>	<b>2-16</b>	<b>6-13</b>	<b>26:08</b>
Missouri	31	20	46-258-1	15-23-2-180-2	69-438-3	4-38.2	1-1	8-90	5-70	0-0	1-0	7-14	33:52
Auburn	17	22	33-191-1	17-32-0-188-1	65-379-2	4-39.2	2-1	3-25	3-65	2-0	1-38	6-14	29:25
<b>S. Carolina</b>	<b>21</b>	<b>15</b>	<b>41-149-0</b>	<b>10-15-1-157-3</b>	<b>56-306-3</b>	<b>6-43.3</b>	<b>0-0</b>	<b>3-25</b>	<b>3-60</b>	<b>0-0</b>	<b>0-0</b>	<b>1-9</b>	<b>30:35</b>
Clemson	30	17	43-265-3	9-19-1-99-0	62-364-3	4-33.2	0-0	5-45	1-26	1-(-3)	2-0	3-12	31:35
<b>S. Carolina</b>	<b>0</b>	<b>12</b>	<b>20-43-0</b>	<b>19-42-2-163-0</b>	<b>62-206-0</b>	<b>6-40.0</b>	<b>1-0</b>	<b>3-20</b>	<b>3-62</b>	<b>0-0</b>	<b>1-0</b>	<b>4-16</b>	<b>28:25</b>
N. Carolina	21	14	29-128-1	12-21-0-205-1	50-333-2	5-46.6	1-0	4-37	1-16	0-0	0-0	1-10	20:58
<b>S. Carolina</b>	<b>38</b>	<b>27</b>	<b>51-301-2</b>	<b>12-15-0-242-2</b>	<b>66-543-4</b>	<b>2-41.5</b>	<b>1-0</b>	<b>4-20</b>	<b>0-0</b>	<b>1-(-7)</b>	<b>0-0</b>	<b>6-11</b>	<b>39:02</b>
Notre Dame	45	27	46-264-3	19-34-3-294-3	80-558-6	4-50.0	0-0	4-40	1-18	1-7	1-0	11-19	36:39
<b>S. Carolina</b>	<b>38</b>	<b>20</b>	<b>22-75-0</b>	<b>31-49-1-287-3</b>	<b>71-362-3</b>	<b>6-40.0</b>	<b>1-1</b>	<b>8-73</b>	<b>2-52</b>	<b>2-7</b>	<b>3-142</b>	<b>5-15</b>	<b>23:21</b>

## 2022 South Carolina Game-by-Game Starters

### Offense

POS.	GSU	ARK	UGA	CHAR	SCSU	KENT	TAMU	MIZZOU	VANDY	FLORIDA	TENN	CLEM	N. DAME
WR	Brooks	Brooks	Brooks	Brooks	Brooks	Brooks	Brooks	Brooks	Brooks	Brooks	Brooks	Brooks	Legette
WR	Legette	Legette	Legette	A. Brown	Legette	Wells Jr.	Wells Jr.	Wells Jr.	Legette	Legette	Wells Jr.	Weils Jr.	Wells Jr.
TE	Bell	Bell (WR)	Adkins	Adkins	Adkins	Adkins	Bell	Adkins	Adkins	Adkins	A. Brown	Adkins	Joyner (WR)
TE	Stogner	Stogner	Stogner	Stogner	Stogner	Campbell	Stogner	Stogner	Stogner	Stogner	Bell	Stogner	Adkins
LT	Nichols	Nichols	Wonnum	Moore	Moore	Moore	Moore	Moore	Nichols	Nichols	Nichols	Nichols	Nichols
LG	Lee	Lee	Lee	Lee	Lee	Lee	Lee	Jones	Jones	Jones	Moore	Moore	Moore
C	Douglas	Douglas	Douglas	Douglas	Douglas	Douglas	Douglas	Douglas	Douglas	Douglas	Douglas	Douglas	Douglas
RG	Gwyn	Gwyn	Gwyn	Gwyn	Gwyn	Gwyn	Gwyn	Gwyn	Gwyn	Gwyn	Gwyn	Gwyn	Gwyn
RT	Wonnum	Wonnum	Wannamaker	Wannamaker	Wannamaker	Wonnum	Wonnum	Wonnum	Wonnum	Wonnum	Wonnum	Wonnum	Wannamaker
QB	Rattler	Rattler	Rattler	Rattler	Rattler	Rattler	Rattler	Rattler	Rattler	Rattler	Rattler	Rattler	Rattler
RB	Lloyd	Lloyd	Lloyd	Lloyd	Lloyd	Lloyd	Lloyd	Lloyd	Beal-Smith	Bell	McDowell	Bell	McDowell

### Defense

POS.	GSU	ARK	UGA	CHAR	SCSU	KENT	TAMU	MIZZOU	VANDY	FLORIDA	TENN	CLEMSON	N. DAME
EDGE	Burch	Burch	Burch	Burch	Burch	Burch	Burch	Burch	Burch	Burch	Burch	Burch	Burch
DT	Pickens	Pickens	Pickens	Pickens	Pickens	Pickens	Pickens	Pickens	Pickens	Pickens	Pickens	Pickens	Webb
DT	Huntley	Huntley	Webb	Webb	Hemingway	Hemingway	Hemingway	Hemingway	Hemingway	Hemingway	Hemingway	Hemingway	Huntley
EDG	Strachan	Strachan	Edmond	Edmond	Edmond	Edmond	Edmond	Edmond	Edmond	Edmond	Edmond	Edmond	Hemingway
LB	B. Johnson	B. Johnson	B. Johnson	B. Johnson	B. Johnson	B. Johnson	B. Johnson	Williams	B. Johnson	Williams	B. Johnson	B. Johnson	Johnson
LB	Kaba	Kaba	Greene	Greene	Greene	Greene	Greene	Greene	Greene	Greene	Greene	Greene	Greene
NIK	C. Smith	Dial	DQ Smith	DQ Smith	DQ Smith	DQ Smith	DQ Smith	DQ Smith	DQ Smith	DQ Smith	C. Smith	C. Smith	Nelson Jr.
CB	Dial	C. Smith	Dial	Fortune	C. Smith	C. Smith	C. Smith	C. Smith	C. Smith	Dial	Dial	Dial	Dial
S	Roderick	Emmanwori	Emmanwori	Emmanwori	Emmanwori	Emmanwori	Emmanwori	Emmanwori	Emmanwori	Emmanwori	Emmanwori	Emmanwori	Emmanwori
S	Reed	Reed	Reed	Reed	Reed	Spaulding	Spaulding	Reed	Gibson	Reed	DQ Smith	DQ Smith	DQ Smith
CB	Rush	Rush	Rush	Dial	Dial	Dial	Rush	Rush	Rush	Rush	Rush	Rush	Fortune

## 2022 South Carolina Game-by-Game Captains

GSU	ARK	UGA	CHAR	SCSU	KENT	TAMU	MIZZOU	VANDY	FLORIDA	TENN	CLEMSON	N. DAME
Gwyn	Brooks	Gwyn	A. Brown	Douglas	Gwyn	Greene	Adkins	Gwyn	Burch	Brooks	Gwyn	Gwyn
Joyner	B. Johnson	Pickens	Douglas	Greene	Lloyd	Gwyn	Kroeger	Pickens	Gwyn	Gwyn	B. Johnson	B. Johnson
Pickens	Kaba	Rattler	Hemingway	Gwyn	Pickens	Hemingway	Legette	Rush	Joyner	Pickens	Joyner	Joyner
Strachan	Rattler	Webb	Reed	Legette	Rattler	Rattler	Pickens	Vann	Pickens	Rush	Pickens	Rattler





### Individual Rushing (Att-Yds/TD)

PLAYER	TOTAL	GSU	ARK	UGA	CHAR	SCSU	KENT	TAMU	MIZZ	VANDY	FLA	TENN	CLEM	ND
MarShawn Lloyd	111-573/9	11-30/1	7-23/1	9-22/0	15-169/3	11-80/1	22-110/1	18-92/2	7-30/0	DNP	DNP	DNP	11-17/0	DNP
Jaheim Bell	73-261/3	7-39/0	4-5/1	-	-	2-4/1	4-12/0	2-4/0	-	16-56/0	12-30/0	17-82/0	9-29/1	DNP
Juju McDowell	62-219/2	7-14/0	6-35/1	8-33/0	9-23/1	4-13/0	5-17/0	2-0/0	5-1/0	5-48/0	2-11/0	3-4/0	-	6-28/0
Christian Beal-Smith	39-156/5	DNP	-	5-6/0	9-55/2	6-15/1	DNP	8-12/1	3-3/0	3-55/1	DNP	DNP	2-2/0	3-8/0
Luke Doty	5-63/1	-	DNP	2-18/0	2-32/0	1-13/1	DNP	DNP	DNP	DNP	DNP	DNP	DNP	-
Dakereon Joyner	12-56/2	-	-	1-3/0	-	-	-	-	-	1-8/0	2-17/0	6-21/2	1-1/0	1-8/0
Jalen Brooks	4-51/1	-	-	-	-	-	1-24/1	1-16/0	-	1-4/0	-	-	1-15/0	DNP
Ahmarean Brown	5-50/0	-	-	-	-	-	1-9/0	-	-	-	-	3-39/0	-	1-2/0
Spencer Rattler	73-46/3	4-12/0	12-23/0	2-8/0	3-5/0	5-31/1	8-7/0	4-6/0	8-2/1	3-13/0	6-13/0	5-16/0	6-5/1	7-27/0
Dante Miller	6-38/0	2-3/0	-	1-4/0	1-2/0	2-29/0	-	DNP	DNP	DNP	DNP	DNP	DNP	DNP
Xavier Legette	7-21/0	-	-	-	-	-	-	-	-	2-28/0	1-1/0	2-2/0	-	2-4/0
Antwane Wells Jr.	3-10/1	-	-	-	-	-	-	-	-	1-9/0	-	1-3/1	-	1-2/0
Rashad Amos	2-7/0	-	-	-	1-9/0	-	-	-	DNP	DNP	-	DNP	-	1-2/0
Hunter Rogers	1-5/0	1-5/0	-	-	-	-	-	-	-	-	-	-	-	-
Nate Adkins	1-1/0	-	-	1-1/0	-	-	-	-	-	-	-	-	-	-
TEAM	7-12/0	-	-	1-3/0	-	-	1-0/0	-	-	3-5/0	-	1-2/0	1-2/0	-

### Individual Passing (Cmp-Att-Int-Yds-TD)

	RATTLER	KROEGER	DOTY	JOYNER
GEORGIA	22-37-2-227-1	0-0-0-0-0	0-0-0-0-0	0-0-0-0-0
ARKANSAS	24-39-1-377-1	0-0-0-0-0	DNP	0-0-0-0-0
GEORGIA	13-25-2-118-0	1-1-0-20-0	5-8-1-76-1	0-0-0-0-0
CHARLOTTE	17-23-0-187-0	0-0-0-0-0	2-3-1-63-1	0-0-0-0-0
SC STATE	21-27-2-212-2	0-0-0-0-0	3-3-0-7-0	0-0-0-0-0
KENTUCKY	14-19-1-177-1	0-0-0-0-0	DNP	0-0-0-0-0
TEXAS A&M	12-25-0-168-0	0-0-0-0-0	DNP	0-0-0-0-0
MISSOURI	20-30-1-171-0	0-0-0-0-0	DNP	0-0-0-0-0
VANDERBILT	18-26-0-200-3	1-1-0-16-0	DNP	1-1-0-68-1
FLORIDA	18-26-0-145-0	1-1-0-48-1	DNP	0-0-0-0-0
TENNESSEE	30-37-0-438-6	0-0-0-0-0	DNP	1-1-0-15-0
CLEMSON	25-39-2-360-2	0-0-0-0-0	DNP	0-0-0-0-0
NOTRE DAME	29-46-1-246-2	1-1-0-23-1	0-0-0-0-0	1-1-0-18-0

### Individual Receiving (Rec-Yds/TD)

PLAYER	TOTAL	GSU	ARK	UGA	CHAR	SCSU	KENT	TAMU	MIZZ	VANDY	FLA	TENN	CLEM	ND
Antwane Wells Jr.	68-928/6	7-55/0	8-189/1	-	2-27/0	7-38/0	3-66/1	3-37/0	7-52/0	4-110/2	2-16/0	11-177/0	9-131/2	5-30/0
Jalen Brooks	33-504/1	4-88/0	2-29/0	5-53/0	3-67/0	3-61/0	3-37/0	-	1-5/0	4-45/0	3-30/0	2-56/1	3-33/0	DNP
Josh Vann	18-296/3	1-9/0	-	1-1/0	-	1-5/0	2-16/0	2-41/0	1-20/0	3-32/1	3-40/0	2-78/2	2-56/0	DNP
Jaheim Bell	25-231/2	4-18/0	-	1-46/0	2-9/0	2-48/0	2-16/0	2-20/0	-	3-27/0	2-6/0	5-39/2	2-2/0	DNP
Austin Stogner	20-210/1	1-7/0	5-43/0	1-12/0	2-17/0	1-15/1	-	3-46/0	4-63/0	1-1/0	-	1-3/0	1-5/0	DNP
Juju McDowell	24-205/1	3-18/0	2-26/0	2-32/0	4-13/0	2-8/0	1-4/0	-	2-5/0	-	2-3/0	2-18/1	1-65/0	3-13/0
Ahmarean Brown	23-188/0	1-1/0	1-18/0	2-27/0	3-55/0	1-11/0	1-7/0	-	3-3/0	1-16/0	3-19/0	1-6/0	2-3/0	4-22/0
MarShawn Lloyd	18-176/2	2-31/1	6-72/0	2-4/0	-	3-11/1	2-31/0	2-24/0	-	DNP	DNP	DNP	1-3/0	DNP
Nate Adkins	13-168/0	-	-	-	-	1-2/0	-	-	-	1-6/0	-	2-20/0	4-62/0	5-78/0
Xavier Legette	18-167/3	-	-	2-9/0	1-4/0	1-7/0	-	-	2-23/0	2-33/1	2-6/0	1-7/0	-	7-78/2
Dakereon Joyner	8-120/1	-	-	1-1/0	-	-	-	-	-	-	2-73/1	2-13/0	-	3-35/0
Traevon Kenion	3-54/1	-	-	2-33/1	-	-	-	-	-	-	-	1-21/0	-	DNP
Corey Rucker	1-52/1	DNP	DNP	DNP	1-52/1	-	DNP	DNP	DNP	DNP	DNP	DNP	DNP	DNP
Christian Beal-Smith	5-26/0	DNP	-	-	1-6/0	2-13/0	DNP	-	-	-	DNP	DNP	-	2-7/0
Hunter Rogers	1-23/1	-	-	-	-	-	-	-	-	-	-	-	-	1-23/1
Tonka Hemingway	1-16/0	-	-	-	-	-	-	-	-	1-16/0	-	-	-	-
Spencer Rattler	1-15/0	-	-	-	-	-	-	-	-	-	-	1-15/0	-	-
O'Mega Blake	1-1/0	DNP	DNP	DNP	DNP	DNP	DNP	DNP	DNP	DNP	-	-	DNP	1-1/0

### Game-by-Game Leaders

Opponent	Rushing	Passing	Receiving (No.)	Receiving (Yds.)	Tackles
GEORGIA STATE	Bell 7-40-0	Rattler 23-27-2-227-1	Wells 7-55-0	Brooks 4-88-0	Four with 5
ARKANSAS	McDowell 6-35-1	Rattler 24-39-1-377-1	Wells 8-189-1	Wells 8-189-1	Pickens 4-8-12
GEORGIA	McDowell 8-33-0	Rattler 13-25-2-118-0	Brooks 5-53-0	Brooks 5-53-0	Emmanwori 14-0-14
CHARLOTTE	Lloyd 15-169-3	Rattler 17-23-0-187-0	McDowell 4-13-0	Brooks 3-67-0	Williams 6-0-6/Reed 5-1-6
SC STATE	Lloyd 11-80-1	Rattler 21-27-2-212-2	Wells 7-38-0	Brooks 3-61-0	Roderick 4-1-5
KENTUCKY	Lloyd 22-110-1	Rattler 14-19-1-177-1	Wells 3-66-1/Brooks 3-37-0	Wells 3-66-1	Greene 6-6-12
TEXAS A&M	Lloyd 18-92-2	Rattler 12-25-0-168-0	Stogner 3-46-0/Wells 3-37-0	Stogner 3-46-0	Rush 6-2-8
MISSOURI	Lloyd 7-34-0	Rattler 20-30-1-171-0	Wells 7-52-0	Stogner 4-63-0	Williams 4-5-9
VANDERBILT	Bell 16-56-0	Rattler 16-23-0-186-3	Wells 4-110-2/Brooks 4-45-0	Wells 4-110-2	Emmanwori 6-3-9
FLORIDA	Bell 12-30-0	Rattler 18-26-0-145-0	Three with 3	Joyner 2-73-1	Greene 4-6-10
TENNESSEE	Bell 17-82-0	Rattler 30-37-0-438-6	Wells 11-177-0	Wells 11-177-0	DQ Smith 7-2-9/Dial 6-3-9
CLEMSON	Bell 9-29-1	Rattler 25-29-2-260-2	Wells 9-131-2	Wells 9-131-2	Emmanwori 5-1-6
NOTRE DAME	McDowell 6-28-0	Rattler 29-46-1-246-2	Legette 7-78-2	Legette 7-78-2/Adkins 5-78-0	Greene 5-7-12



South Carolina

Georgia State	Qtr	Plays	Yards	TOP	Result
Lloyd 1-yard run	2	9	69	4:27	TD
Jeter 53-yard field goal	2	6	13	1:52	FG
Jeter 51-yard field goal	2	8	42	1:48	FG
Lloyd 16-yard pass from Rattler	3	9	75	4:23	TD
Arkansas	Qtr	Plays	Yards	TOP	Result
Jeter 28-yard field goal	1	6	65	3:10	FG
Lloyd 7-yard run	2	11	70	5:12	TD
Wells Jr. 62-yard pass from Rattler	3	8	88	2:55	TD
McDowell 1-yard run	4	3	76	1:14	TD
Bell 1-yard run	4	10	75	2:39	TD
Georgia	Qtr	Plays	Yards	TOP	Result
Kenion 13-yard pass from Doty	4	6	45	2:11	TD
Charlotte	Qtr	Plays	Yards	TOP	Result
Jeter 25-yard field goal	1	9	54	5:01	FG
Lloyd 25-yard run	2	7	75	2:56	TD
Beal-Smith 1-yard run	2	9	60	2:58	TD
Jeter 27-yard field goal	2	9	85	1:27	FG
Lloyd 14-yard run	3	5	70	2:07	TD
Lloyd 7-yard run	3	2	7	0:11	TD
Beal-Smith 1-yard run	3	5	33	2:04	TD
McDowell 4-yard run	4	8	54	4:39	TD
Rucker 52-yard pass from Doty	4	3	53	1:16	TD
South Carolina State	Qtr	Plays	Yards	TOP	Result
Lloyd 5-yard pass from Rattler	1	6	53	3:03	TD
Bell 1-yard run	2	9	95	4:42	TD
Rattler 6-yard run	2	6	63	2:25	TD
Stogner 15-yard pass from Rattler	3	5	58	2:26	TD
Beal-Smith 1-yard run	3	9	73	3:50	TD
Lloyd 2-yard run	4	1	2	0:05	TD
Doty 13-yard run	4	3	32	0:53	TD
Kentucky	Qtr	Plays	Yards	TOP	Result
Lloyd 2-yard run	1	1	2	0:04	TD
Wells Jr. 42-yard pass from Rattler	3	6	75	2:13	TD
Jeter 32-yard field goal	3	14	70	7:01	FG
Brooks 24-yard run	4	3	72	1:24	TD
Texas A&M	Qtr	Plays	Yards	TOP	Result
Jeter 23-yard field goal	1	4	0	0:50	FG
Beal-Smith 5-yard run	1	4	36	1:44	TD
Lloyd 18-yard run	3	6	51	2:47	TD
Lloyd 4-yard run	4	8	80	5:13	TD
Missouri	Qtr	Plays	Yards	TOP	Result
Rattler 7-yard run	2	12	82	4:02	TD
Jeter 39-yard field goal	3	12	59	4:03	FG
Vanderbilt	Qtr	Plays	Yards	TOP	Result
Legette 29-yard pass from Rattler	1	5	70	2:15	TD
Wells Jr. 68-yard pass from Joyner	1	2	70	0:49	TD
Jeter 31-yard field goal	1	4	4	1:12	FG
Beal-Smith 52-yard run	2	4	80	1:49	TD
Vann 19-yard pass from Rattler	2	9	72	2:12	TD
Wells Jr. 17-yard pass from Rattler	3	12	65	5:59	TD
Florida	Qtr	Plays	Yards	TOP	Result
Joyner 48-yard pass from Kroeger	2	9	75	4:32	TD
Tennessee	Qtr	Plays	Yards	TOP	Result
Bell 19-yard pass from Rattler	1	9	75	4:26	TD
Vann 60-yard pass from Rattler	1	5	65	2:59	TD
McDowell 11-yard pass from Rattler	1	7	64	3:18	TD
Joyner 1-yard run	2	7	74	3:18	TD
Vann 18-yard pass from Rattler	2	9	75	2:54	TD
Wells Jr. 3-yard run	3	9	65	4:50	TD
Bell 2-yard pass from Rattler	4	11	75	6:12	TD
Joyner 3-yard run	4	4	17	2:02	TD
Brooks 20-yard pass from Rattler	4	9	82	5:13	TD
Clemson	Qtr	Plays	Yards	TOP	Result
Wells Jr. 4-yard pass from Rattler	2	8	51	3:08	TD
Rattler 4-yard run	2	4	37	1:31	TD
Bell 2-yard run	3	4	26	1:52	TD
Wells Jr. 72-yard pass from Rattler	3	2	75	0:50	TD
Jeter 35-yard field goal	4	10	54	6:21	FG
Notre Dame	Qtr	Plays	Yards	TOP	Result
Legette 13-yard pass from Rattler	1	10	75	3:12	TD
Rogers 23-yard pass from Kroeger	1	9	75	3:27	TD
Jeter 45-yard field goal	2	10	48	3:18	FG
Legette 42-yard pass from Rattler	3	5	67	1:48	TD

Opponents

Georgia State	Qtr	Plays	Yards	TOP	Result
Lewis 17-yard pass from Grainger	2	6	75	1:52	TD
Grainger 4-yard run	3	7	32	2:31	TD
Arkansas	Qtr	Plays	Yards	TOP	Result
Sanders 1-yard run	1	13	63	5:38	TD
Sanders 11-yard run	2	12	75	4:04	TD
Dubinion 1-yard run	2	12	61	4:53	TD
Jefferson 2-yard run	4	14	59	5:17	TD
Thompson 23-yard pass from Jefferson	4	5	41	1:57	TD
Green 1-yard run	4	2	9	0:18	TD
Georgia	Qtr	Plays	Yards	TOP	Result
Bowers 5-yard run	1	10	82	4:33	TD
Milton 1-yard run	1	5	43	2:04	TD
Bowers 6-yard pass from Bennett	2	9	67	3:27	TD
Podlesny 42-yard field goal	2	9	60	3:38	FG
Bowers 78-yard pass from Bennett	3	3	90	1:31	TD
Bennett 11-yard run	3	8	88	3:49	TD
Delp 28-yard pass from Beck	3	2	54	0:59	TD
Zirkel 21-yard field goal	4	13	88	6:37	FG
Charlotte	Qtr	Plays	Yards	TOP	Result
Clemons 2-yard pass from Reynolds	1	13	90	7:00	TD
Tucker 14-yard pass from Reynolds	2	12	81	5:02	TD
Spencer 35-yard pass from Foster	4	4	62	1:19	TD
South Carolina State	Qtr	Plays	Yards	TOP	Result
Nick 1-yard run	3	8	75	4:09	TD
Zimmerman 21-yard field goal	4	8	71	3:43	FG
Kentucky	Qtr	Plays	Yards	TOP	Result
Dingle 16-yard pass from Sheron	2	7	56	3:23	TD
McClain 10-yard pass from Sheron	4	16	75	4:13	TD
Texas A&M	Qtr	Plays	Yards	TOP	Result
Bond 51-yard field goal	1	8	41	3:23	FG
Bond 26-yard field goal	2	6	20	1:25	FG
Wright 9-yard pass from King	2	13	94	8:04	TD
Achane 15-yard run	3	3	24	1:21	TD
Bond 28-yard field goal	4	7	83	0:51	FG
Missouri	Qtr	Plays	Yards	TOP	Result
Cook 3-yard run	1	15	96	6:58	TD
Schrader 1-yard run	2	10	84	5:20	TD
Mevis 17-yard field goal	2	10	75	4:40	FG
Mevis 50-yard field goal	3	6	42	2:25	FG
Mevis 32-yard field goal	4	5	34	2:00	FG
Vanderbilt	Qtr	Plays	Yards	TOP	Result
Skinner Jr. 66-yard pass from Swann	1	4	75	1:53	TD
Skinner Jr. 9-yard pass from Swann	2	8	75	4:13	TD
Smith 1-yard run	3	11	81	5:51	TD
Davis 5-yard pass from Wright	4	11	87	4:18	TD
Florida	Qtr	Plays	Yards	TOP	Result
Richardson 3-yard run	1	14	75	5:43	TD
Pearsall 15-yard pass from Richardson	1	7	64	2:40	TD
Etienne 85-yard run	1	2	85	0:21	TD
Mihalik 28-yard field goal	2	11	82	6:19	FG
Odom 4-yard pass from Richardson	3	3	12	1:15	TD
Johnson Jr. 8-yard run	4	8	48	4:08	TD
Tennessee	Qtr	Plays	Yards	TOP	Result
Small 31-yard run	1	4	75	1:04	TD
Tillman 3-yard pass from Hooker	2	14	75	3:51	TD
McGrath 27-yard field goal	2	12	65	4:08	FG
McCoy 7-yard pass from Hooker	2	11	75	1:52	TD
Fant 41-yard pass from Hooker	3	6	74	1:01	TD
Tillman 21-yard pass from Milton III	4	4	75	0:46	TD
Clemson	Qtr	Plays	Yards	TOP	Result
Uiagalelei 9-yard run	1	8	90	4:08	TD
Williams 11-yard pass from Uiagalelei	2	5	75	2:10	TD
Shipley 11-yard run	34	6	47	2:35	TD
Notre Dame	Qtr	Plays	Yards	TOP	Result
Buchner 15-yard run	1	10	50	3:37	TD
Grupe 37-yard field goal	2	12	56	7:08	FG
Diggs 75-yard pass from Buchner	2	1	75	0:12	TD
Buchner 11-yard run	3	5	68	2:21	TD
Lenzy 44-yard pass from Buchner	3	1	44	0:08	TD
Diggs 39-yard run	4	7	73	2:13	TD
Evans 16-yard pass from Buchner	4	12	80	6:01	TD

### Running Plays (12+ Yards)

No.	Yds	Rusher	Opponent	Qtr	Play Result	Drive Result
1.	13	Lloyd	Georgia St.	1	First Down	TD
2.	13	Bell	Georgia St.	3	First Down	TD
3.	14	McDowell	Arkansas	2	First Down	TD
4.	13	Lloyd	Georgia	1	First Down	Downs
5.	34	Lloyd	Charlotte	1	First Down	FG
6.	22	Lloyd	Charlotte	1	First Down	TD
7.	25	Lloyd	Charlotte	2	TD	TD
8.	16	Beal-Smith	Charlotte	2	First Down	TD
9.	20	Lloyd	Charlotte	3	First Down	TD
10.	14	Lloyd	Charlotte	3	TD	TD
11.	27	Beal-Smith	Charlotte	3	First Down	TD
12.	17	Doty	Charlotte	4	First Down	Fumble
13.	15	Doty	Charlotte	4	First Down	Fumble
14.	15	Lloyd	S.C. State	1	First Down	Punt
15.	31	Lloyd	S.C. State	1	First Down	TD
16.	20	Lloyd	S.C. State	3	First Down	TD
17.	12	Lloyd	S.C. State	4	First Down	Downs
18.	23	Miller	S.C. State	4	First Down	TD
19.	13	Doty	S.C. State	4	TD	TD
20.	18	Lloyd	Kentucky	3	First Down	TD
21.	45	Lloyd	Kentucky	4	First Down	TD
22.	24	Brooks	Kentucky	4	TD	TD
23.	18	Lloyd	Texas A&M	3	TD	TD
24.	24	Lloyd	Texas A&M	4	First Down	TD
25.	16	Brooks	Texas A&M	4	First Down	TD
26.	12	Lloyd	Texas A&M	4	First Down	Downs
27.	12	Lloyd	Missouri	2	Second Down	TD
29.	52	Beal-Smith	Vanderbilt	2	TD	TD
30.	27	McDowell	Vanderbilt	2	First Down	TD
31.	13	McDowell	Vanderbilt	3	First Down	TD
32.	18	Bell	Florida	1	First Down	Punt
33.	13	Joyner	Florida	3	First Down	Punt
34.	13	Joyner	Tennessee	1	First Down	TD
35.	34	Brown	Tennessee	2	First Down	TD
36.	14	Bell	Tennessee	3	First Down	TD
37.	15	Brooks	Clemson	1	First Down	TD
38.	13	McDowell	Notre Dame	1	First Down	TD
39.	12	Rattler	Notre Dame	2	First Down	INT
40.	17	Rattler	Notre Dame	4	First Down	Downs

### Passing Plays (18+ Yards)

No.	Yds	Connection	Opponent	Qtr	Play Result	Drive Result
1.	39	Rattler-Brooks	Georgia St.	1	First Down	TD
2.	23	Rattler-Brooks	Georgia St.	3	First Down	TD
3.	18	Rattler-Brooks	Arkansas	1	First Down	Punt
4.	43	Rattler-Lloyd	Arkansas	1	First Down	Field Goal
5.	18	Rattler-Brown	Arkansas	2	First Down	Downs
6.	62	Rattler-Wells	Arkansas	3	TD	TD
7.	30	Rattler-Wells	Arkansas	4	First Down	INT
8.	64	Rattler-Wells	Arkansas	4	First Down	TD
9.	21	Rattler-McDowell	Arkansas	4	First Down	TD
10.	46	Rattler-Bell	Georgia	1	First Down	INT
11.	26	Doty-Brown	Georgia	4	First Down	INT
12.	19	Doty-McDowell	Georgia	4	First Down	INT
13.	19	Doty-Brooks	Georgia	4	First Down	TD
14.	26	Rattler-Brown	Charlotte	2	First Down	FG
15.	40	Rattler-Brooks	Charlotte	2	First Down	FG
16.	52	Doty-Rucker	Charlotte	4	TD	TD
17.	54	Rattler-Brooks	S.C. State	2	First Down	TD
18.	23	Rattler-Wells	S.C. State	3	First Down	TD
19.	35	Rattler-Bell	S.C. State	3	First Down	TD
20.	28	Rattler-Lloyd	Kentucky	2	First Down	Punt
21.	42	Rattler-Wells	Kentucky	3	TD	TD
22.	30	Rattler-Brooks	Kentucky	3	First Down	FG
23.	22	Rattler-Wells	Kentucky	4	First Down	Punt
24.	18	Rattler-Stogner	Texas A&M	1	First Down	Punt
25.	20	Rattler-Vann	Texas A&M	2	First Down	Punt
26.	26	Rattler-Wells	Texas A&M	2	First Down	Punt
27.	20	Rattler-Lloyd	Texas A&M	3	First Down	Punt
28.	20	Rattler-Stogner	Texas A&M	3	First Down	TD
29.	21	Rattler-Vann	Texas A&M	4	First Down	TD
30.	25	Rattler-Stogner	Missouri	2	First Down	TD
31.	20	Rattler-Vann	Missouri	3	First Down	FG
32.	20	Rattler-Stogner	Missouri	4	First Down	Punt
33.	29	Rattler-Legette	Vanderbilt	1	TD	TD
34.	68	Joyner-Wells	Vanderbilt	1	TD	TD
35.	20	Rattler-Wells	Vanderbilt	2	First Down	TD
36.	19	Rattler-Vann	Vanderbilt	2	TD	TD
37.	18	Rattler-Bell	Vanderbilt	3	First Down	TD
38.	18	Rattler-Vann	Florida	1	First Down	Punt
39.	48	Kroeger-Joyner	Florida	2	TD	TD
40.	25	Rattler-Joyner	Florida	4	First Down	End of Game
41.	21	Rattler-Kenion	Tennessee	1	First Down	TD
42.	19	Rattler-Bell	Tennessee	1	TD	TD
43.	24	Rattler-Wells	Tennessee	1	First Down	TD
44.	60	Rattler-Vann	Tennessee	1	TD	TD
45.	36	Rattler-Brooks	Tennessee	1	First Down	TD
46.	27	Rattler-Wells	Tennessee	2	First Down	TD
47.	18	Rattler-Vann	Tennessee	2	TD	TD
48.	28	Rattler-Wells	Tennessee	3	First Down	TD
49.	25	Rattler-Wells	Tennessee	3	First Down	TD
50.	36	Rattler-Wells	Tennessee	4	First Down	TD
51.	20	Rattler-Brooks	Tennessee	4	TD	TD
52.	22	Rattler-Vann	Clemson	1	First Down	Punt
53.	34	Rattler-Vann	Clemson	1	First Down	Punt
54.	32	Rattler-Adkins	Clemson	1	First Down	TD
55.	23	Rattler-Brooks	Clemson	2	First Down	TD
56.	65	Rattler-McDowell	Clemson	2	First Down	INT
57.	18	Rattler-Adkins	Clemson	3	First Down	TD
58.	72	Rattler-Wells	Clemson	3	TD	TD
59.	24	Rattler-Adkins	Notre Dame	1	First Down	TD
60.	18	Rattler-Adkins	Notre Dame	1	First Down	TD
61.	23	Kroeger-Rogers	Notre Dame	1	TD	TD
62.	26	Rattler-Joyner	Notre Dame	2	First Down	FG
63.	42	Rattler-Legette	Notre Dame	3	TD	TD

### Kick Returns (30+ yards)

No.	Yds	Returner	Opponent	Qtr	Drive Result
1.	31	Legette	Arkansas	4	INT
2.	32	Legette	Charlotte	2	TD
3.	100	Legette	Texas A&M	1	TD

### Punt Returns (20+ yards)

No.	Yds	Returner	Opponent	Qtr	Drive Result
1.	26	DQ Smith	Georgia State	4	TD
2.	21	Vann	Georgia	4	TD
3.	30	Vann	S.C. State	4	TD
4.	37	Vann	Florida	4	Downs
5.	37	Brown	Clemson	3	TD

### Special Teams/Defensive Scores

No.	Yds	Player	Opponent	Qtr	Play
1.	26	DQ Smith	Georgia State	3	Punt Block Return
2.	10	Brown	Georgia State	4	Punt Block Return
3.	100	Legette	Texas A&M	1	Kick Return
4.	48	Joyner	Florida	2	Fake Punt
5.	23	Rogers	Notre Dame	1	Fake Field Goal
6.	47	DQ Smith	Notre Dame	1	Interception Return
7.	100	Fortune	Notre Dame	4	Interception Return

### INT/Fumble Returns (20+ yards)

No.	Yds	Returner	Opponent	Qtr	Play	Drive Result
1.	26	Greene	S.C. State	2	INT	INT
2.	37	Martin-Scott	S.C. State	4	INT	Downs
3.	59	Rush	Texas A&M	1	INT	FG
4.	47	DQ Smith	Notre Dame	1	INT	TD
5.	100	Fortune	Notre Dame	4	INT	TD

## 2022 Drive Chart Summary

#### South Carolina

Opp.	Drives	TD	FG	MissFG	Punt	Downs	Fum	INT	SAF	Half	3-Out
GSU	13	2	2	0	7	0	0	2	0	0	5
ARK	13	4	1	0	3	1	2	1	1	0	3
UGA	11	1	0	0	5	1	0	3	0	1	2
CHAR	11	7	2	0	0	0	1	1	0	0	0
SCSU	12	7	0	0	2	1	0	2	0	0	2
KENT	12	3	1	0	4	2	1	1	0	0	4
TAMU	13	3	1	0	6	1	2	0	0	0	5
MIZZ	11	1	1	0	6	0	1	1	0	1	4
VANDY	13	5	1	0	5	0	1	0	0	1	4
FLA	12	1	0	0	6	1	3	0	0	1	6
TENN	12	9	0	0	1	0	0	0	0	2	1
CLEM	17	4	1	0	7	0	0	2	1	2	6
ND	13	3	1	0	6	1	1	1	0	0	5
TOT	163	50	11	0	58	8	12	14	2	8	47

#### Opponents

Opp.	Drives	TD	FG	MissFG	Punt	Downs	Fum	INT	SAF	Half	3-Out
GSU	15	2	0	0	9	2	0	1	0	1	7
ARK	12	6	0	1	3	1	0	0	0	1	1
UGA	11	6	2	0	2	0	0	0	0	1	2
CHAR	11	3	0	0	4	0	0	3	0	1	4
SCSU	14	1	1	0	7	0	0	3	0	2	7
KENT	12	2	0	1	6	0	1	1	0	1	3
TAMU	16	2	3	0	6	1	1	1	0	2	3
MIZZ	11	2	3	1	4	0	0	0	0	1	3
VANDY	13	4	0	1	2	1	2	2	0	1	3
FLA	12	5	1	1	2	1	1	0	0	1	0
TENN	11	5	1	0	3	1	1	0	0	0	1
CLEM	13	3	0	0	9	0	0	1	0	0	4
ND	16	6	1	0	4	0	0	3	0	2	4
TOT	167	47	12	5	61	7	6	15	0	14	42



## Carolina Team Game Highs

Rushes	42	at Kentucky (Oct 08, 2022)
Yards Rushing	295	vs Charlotte (Sep 24, 2022)
Yards Per Rush	7.4	vs Charlotte (Sep 24, 2022)
TD Rushes	6	vs Charlotte (Sep 24, 2022)
Pass attempts	49	vs Notre Dame (Dec 30, 2022)
Pass completions	31	vs Tennessee (Nov 19, 2022) vs Notre Dame (Dec 30, 2022)
Yards Passing	453	vs Tennessee (Nov 19, 2022)
Yards Per Pass	11.9	vs Tennessee (Nov 19, 2022)
TD Passes	6	vs Tennessee (Nov 19, 2022)
Total Plays	76	vs Tennessee (Nov 19, 2022)
Total Offense	606	vs Tennessee (Nov 19, 2022)
Yards Per Play	8.3	vs Charlotte (Sep 24, 2022)
Points	63	vs Tennessee (Nov 19, 2022)
Sacks By	6	at Kentucky (Oct 08, 2022)
First Downs	35	vs Tennessee (Nov 19, 2022)
Penalties	12	at Vanderbilt (Nov 05, 2022)
Penalty Yards	116	at Vanderbilt (Nov 05, 2022)
Turnovers	3	at Arkansas (Sep 10, 2022) vs Georgia (Sep 17, 2022) vs South Carolina St. (Sep 29, 2022) at Florida (Nov 12, 2022)
Interceptions By	3	vs Charlotte (Sep 24, 2022) vs South Carolina St. (Sep 29, 2022) vs Notre Dame (Dec 30, 2022)
Punts	7	vs Georgia St. (Sep 03, 2022) at Clemson (Nov 26, 2022)
Punting Avg	55.0	vs Tennessee (Nov 19, 2022)
Long Punt	79	vs Georgia St. (Sep 03, 2022)
Punts inside 20	5	vs Georgia (Sep 17, 2022) at Clemson (Nov 26, 2022)
Long Punt Return	37	at Florida (Nov 12, 2022) at Clemson (Nov 26, 2022)

## Carolina Individual Game Highs

Rushes	22	MarShawn Lloyd at Kentucky (Oct 08, 2022)
Yards Rushing	169	MarShawn Lloyd vs Charlotte (Sep 24, 2022)
TD Rushes	3	MarShawn Lloyd vs Charlotte (Sep 24, 2022)
Long Rush	52	C. Beal-Smith at Vanderbilt (Nov 05, 2022)
Pass attempts	46	Spencer Rattler vs Notre Dame (Dec 30, 2022)
Pass completions	30	Spencer Rattler vs Tennessee (Nov 19, 2022)
Yards Passing	438	Spencer Rattler vs Tennessee (Nov 19, 2022)
TD Passes	6	Spencer Rattler vs Tennessee (Nov 19, 2022)
Long Pass	72	Spencer Rattler at Clemson (Nov 26, 2022)
Receptions	11	Antwane Wells vs Tennessee (Nov 19, 2022)
Yards Receiving	189	Antwane Wells at Arkansas (Sep 10, 2022)
TD Receptions	2	Five with 2
Long Reception	72	Antwane Wells at Clemson (Nov 26, 2022)
Field Goals	2	Mitch Jeter vs Georgia St. (Sep 03, 2022) Mitch Jeter vs Charlotte (Sep 24, 2022)
Long Field Goal	53	Mitch Jeter vs Georgia St. (Sep 03, 2022)
Punts	7	Kai Kroeger vs Georgia St. (Sep 03, 2022) Kai Kroeger at Clemson (Nov 26, 2022)
Punting Avg	55.0	Kai Kroeger vs Tennessee (Nov 19, 2022)
Long Punt	79	Kai Kroeger vs Georgia St. (Sep 03, 2022)
Punts inside 20	5	Kai Kroeger vs Georgia (Sep 17, 2022) Kai Kroeger at Clemson (Nov 26, 2022)
Long Punt Return	37	Joshn Vann at Florida (Nov 12, 2022) Ahmarean Brown at Clemson (Nov 26, 2022)
Long Kickoff Return	100	Xavier Legette vs Texas A&M (Oct 22, 2022)
Tackles	14	Nick Emmanworivs Georgia (Sep 17, 2022)
Sacks	1.5	Jordan Burch at Kentucky (Oct 08, 2022) Tonka Hemingway at Kentucky (Oct 08, 2022) Debo Williams at Florida (Nov 12, 2022)
Tackles For Loss	2.5	Gilber Edmond vs Charlotte (Sep 24, 2022)
Interceptions	1	15 with 1

## Opponent Team Game Highs

Rushes	65	at Arkansas (Sep 10, 2022)
Yards Rushing	374	at Florida (Nov 12, 2022)
Yards Per Rush	6.9	at Florida (Nov 12, 2022)
TD Rushes	5	at Arkansas (Sep 10, 2022)
Pass attempts	50	vs Tennessee (Nov 19, 2022)
Pass completions	29	vs Tennessee (Nov 19, 2022)
Yards Passing	355	vs Tennessee (Nov 19, 2022)
Yards Per Pass	11.3	vs Georgia (Sep 17, 2022)
TD Passes	4	vs Tennessee (Nov 19, 2022)
Total Plays	86	at Arkansas (Sep 10, 2022)
Total Offense	558	vs Notre Dame (Dec 30, 2022)
Yards Per Play	8.4	vs Georgia (Sep 17, 2022)
Points	48	vs Georgia (Sep 17, 2022)
Sacks By	6	at Arkansas (Sep 10, 2022)
First Downs	31	vs Tennessee (Nov 19, 2022)
Penalties	12	vs South Carolina St. (Sep 29, 2022)
Penalty Yards	121	at Arkansas (Sep 10, 2022)
Turnovers	4	at Vanderbilt (Nov 05, 2022)
Interceptions By	3	vs Georgia (Sep 17, 2022)
Punts	9	vs Georgia St. (Sep 03, 2022) at Clemson (Nov 26, 2022)
Punting Avg	58.0	at Florida (Nov 12, 2022)
Long Punt	67	at Florida (Nov 12, 2022)
Punts inside 20	3	at Clemson (Nov 26, 2022)
Long Punt Return	23	at Clemson (Nov 26, 2022)

## Opponent Individual Game Highs

Rushes	24	Raheim Sanders at Arkansas (Sep 10, 2022) Mon Johnson Jr. at Florida (Nov 12, 2022)
Yards Rushing	167	Ray Davis at Vanderbilt (Nov 05, 2022)
TD Rushes	2	Raheim Sanders at Arkansas (Sep 10, 2022) Tyler Buchner vs Notre Dame (Dec 30, 2022)
Long Rush	85	Trevor Etienne at Florida (Nov 12, 2022)
Pass attempts	42	Hendon Hooker vs Tennessee (Nov 19, 2022)
Pass completions	25	Hendon Hooker vs Tennessee (Nov 19, 2022)
Yards Passing	284	Stetson Bennett vs Georgia (Sep 17, 2022)
TD Passes	3	Hendon Hooker vs Tennessee (Nov 19, 2022) Tyler Buchner vs Notre Dame (Dec 30, 2022)
Long Pass	78	Stetson Bennett vs Georgia (Sep 17, 2022)
Receptions	10	Dominic Lovett vs Missouri (Oct 29, 2022)
Yards Receiving	148	Dominic Lovett vs Missouri (Oct 29, 2022)
TD Receptions	2	Brock Bowers vs Georgia (Sep 17, 2022) Skinner Jr., Qui, at Vanderbilt (Nov 05, 2022) Cedric Tillman vs Tennessee (Nov 19, 2022)
Long Reception	78	Brock Bowers vs Georgia (Sep 17, 2022)
Field Goals	3	Randy Bond vs Texas A&M (Oct 22, 2022) Harrison Mevis vs Missouri (Oct 29, 2022)
Long Field Goal	51	Randy Bond vs Texas A&M (Oct 22, 2022)
Punts	8	Aidan Swanson at Clemson (Nov 26, 2022)
Punting Avg	58.0	Jeremy Crawshaw at Florida (Nov 12, 2022)
Long Punt	67	Jeremy Crawshaw at Florida (Nov 12, 2022)
Punts inside 20	3	Aidan Swanson at Clemson (Nov 26, 2022)
Long Punt Return	23	Antoni Williams at Clemson (Nov 26, 2022)
Long Kickoff Return	34	Bumper Pool at Arkansas (Sep 10, 2022)
Tackles	11	Drew Sanders at Arkansas (Sep 10, 2022) K.J. Henry at Clemson (Nov 26, 2022)
Sacks	2.0	Drew Sanders at Arkansas (Sep 10, 2022) Isaiah McGuire vs Missouri (Oct 29, 2022) J. Trotter Jr. at Clemson (Nov 26, 2022)
Tackles For Loss	3.0	Drew Sanders at Arkansas (Sep 10, 2022) Jamal McKinney vs South Carolina St. (Sep 29, 2022) Isaiah McGuire vs Missouri (Oct 29, 2022) ByronYoung vs Tennessee (Nov 19, 2022) Aaron Beasley vs Tennessee (Nov 19, 2022) J. Trotter Jr. at Clemson (Nov 26, 2022)
Interceptions	2	Quavian White vs Georgia St. (Sep 03, 2022)



## The Last Time South Carolina...

**SHUT OUT AN OPPONENT:**

46-0, vs Eastern Illinois (9/4/21)

**WAS SHUT OUT:**

30-0, vs. Clemson (11/27/21)

**SCORED ON A SAFETY:**

vs UCF (9/26/15)

**ALLOWED A SAFETY:**

at Clemson (11/26/22)

**FORCED 4+ TURNOVERS:**

4, vs. Vanderbilt (11/5/22)

**FORCED 5+ TURNOVERS:**

5, vs. Michigan (1/1/18)

**FORCED 6+ TURNOVERS:**

6, vs. Clemson (11/30/13)

**RETURNED A KICKOFF FOR A TD:**

Xavier Legette, 100 yards vs. Texas A&amp;M (10/22/22)

**ALLOWED KICK RET. FOR A TD:**

Trey Palmer, 93 yards vs. LSU (10/24/20)

**ALLOWED 2 KICK RET. FOR TDs:**

Darius Sims at Vanderbilt, 91 and 100 yards (9/20/14)

**RETURNED A PUNT FOR A TD:**

Ace Sanders, 63 yards vs. Michigan (1/1/13)

**ALLOWED A PUNT RET. FOR A TD:**

Ainias Smith, 95 yards at Texas A&amp;M (10/23/21)

**RETURNED AN INT FOR A TD:**

DQ Smith, 47 yards and O'Donnell Fortune, 100 yards vs. Notre Dame (12/30/22)

**ALLOWED AN INT FOR A TD:**

Jeremiah Trotter, Clemson, 35 yards (11/26/22)

**RETURNED A FUMBLE FOR A TD:**

Jabari Ellis, Florida, 18 yards (11/6/21)

**ALLOWED FUMBLE RET. FOR A TD:**

Trajan Jeffcoat, Missouri, 0 yards (11/13/21)

**HAD A DEFENSIVE PLAYER SCORE TWO TOUCHDOWNS IN A GAME:**

Melvin Ingram at Georgia, 68-yard fake punt &amp; 5-yard fumble recovery (9/10/11)

**SCORED THREE DEFENSIVE TOUCHDOWNS IN A GAME:**

vs. Arkansas (10/7/17)

**HAD A PLAYER RUSH, PASS AND RECEIVE A TD IN A GAME:**

Pharoh Cooper, vs. Tennessee (11/1/14)

**HAD A FAKE PUNT FOR A TD:**

Kai Kroeger to Dakereon Joyner, 48 yards, at Florida (11/12/22)

**HAD A PLAYER PASS FOR 300+ YDS:**

360, Spencer Rattler at Clemson (11/26/22)

**HAD A PLAYER PASS FOR 350+ YDS:**

360, Spencer Rattler at Clemson (11/26/22)

**HAD A PLAYER PASS FOR 400+ YDS:**

438, Spencer Rattler vs. Tennessee (11/19/22)

**HAD A PLAYER PASS FOR 450+ YDS:**

510, Jake Bentley, at Clemson (11/24/18)

**HAD A PLAYER PASS FOR 500+ YDS:**

510, Jake Bentley, at Clemson (11/24/18)

**HAD A PLAYER COMP. 30+ PASSES:**

30, Spencer Rattler vs. Tennessee (11/19/22)

**HAD A PLAYER ATT. 40+ PASSES:**

57, Ryan Hilinski, vs. Appalachian State (11/9/19)

**HAD A PLAYER ATT. 50+ PASSES:**

57, Ryan Hilinski, vs. Appalachian State (11/9/19)

**HAD A PLAYER RUSH FOR 150+ YDS:**

169, MarShawn Lloyd vs. Charlotte (9/24/22)

**HAD A PLAYER RUSH FOR 200+ YDS:**

210, Kevin Harris vs. Kentucky (12/5/20)

**HAD A PLAYER RUSH FOR 250+ YDS:**

278, Brandon Bennett, vs. East Tennessee State (10/5/91)

**HAD TWO PLAYERS RUSH FOR 100+ YARDS:**

Kevin Harris (128) and ZaQuandre White (111) vs. Florida (11/26/21)

**HAD A PLAYER WITH 150+ YARDS RECEIVING:**

177, Antwane Wells Jr. vs. Tennessee (11/19/22)

**HAD A PLAYER WITH 200+ YARDS RECEIVING:**

210, Deebo Samuel, at Clemson (11/24/18)

**HAD TWO PLAYERS WITH 100 YARDS RECEIVING:**

Deebo Samuel (210) and Shi Smith (109) at Clemson (11/24/18)

**HAD TWO PLAYERS WITH 10+ RECEPTIONS:**

Bruce Ellington (10) and Mike Davis (10), at Missouri (10/26/13)

**HAD A PLAYER WITH 500+ YARDS TOTAL OFFENSE:**

512, Steve Taneyhill vs. Mississippi State (10/14/95)

**HAD A PLAYER RUSH AND PASS FOR 100 YARDS EACH:**

Lorenzo Nuñez, vs. UCF, 123 rush, 184 pass (09/26/15)

**HAD A PLAYER SCORE 4+ TDs:**

5, Kevin Harris, at Ole Miss (11/14/20)

**HAD A PLAYER PASS FOR 4 TDs:**

4, Zeb Noland, vs. E. Illinois (9/4/21)

**HAD A PLAYER PASS FOR 5 TDs:**

5, Jake Bentley, at Clemson (11/24/18)

**HAD A PLAYER RUSH FOR 3 TDs:**

3, MarShawn Lloyd, vs Charlotte (9/24/22)

**HAD A PLAYER CATCH 3+ TDs:**

3, Deebo Samuel at Clemson (11/24/18)

**HAD A PLAYER CATCH 4+ TDs:**

5, Sidney Rice vs. Fla. Atlantic (9/23/06)

**HAD A PLAYER CATCH 5+ TDs:**

5, Sidney Rice vs. Fla. Atlantic (9/23/06)

**HAD A PLAYER ACCOUNT FOR 4+ TDs:**

5, 243, Kevin Harris, at Ole Miss (11/14/20)

**HAD A PLAYER KICK 4 FGs:**

4, Parker White vs. Florida (11/6/21)

**HAD A PLAYER KICK 5+ FGs:**

5, Spencer Lanning at Georgia (9/12/09)

**HAD A PLAYER WITH 2 INTs:**

2, Jaylan Foster at Georgia (9/18/21)

**HAD A PLAYER WITH 3 INTs:**

3, Israel Mukuamu at Georgia (10/12/19)

**BLOCKED A FIELD GOAL ATT.:**

Cam Smith at Florida (11/12/22)

**RETURNED A BLOCKED FIELD GOAL ATTEMPT FOR A TD:**

Captain Munnerlyn at Kentucky, 81 yards, (10/11/08)

**BLOCKED A PAT:**

Kingsley Enagbare vs. Chattanooga (11/17/18)

**RETURNED AN EXTRA POINT FOR A DEFENSIVE PAT:**

Victor Hampton at Florida (10/20/12)

**BLOCKED A PUNT:**

King-Demenian Ford vs Kentucky (10/8/22)

**BLOCKED TWO PUNTS IN A GAME:**

Debo Williams vs. E. Illinois (9/4/21)

**RETURNED A BLOCKED PUNT FOR A TD:**

Ahmarean Brown vs Georgia St (9/3/22)

**BLOCKED A PUNT AND FIELD GOAL IN THE SAME GAME:**

at Florida (11/15/14)

**HAD A PUNT BLOCKED:**

at Tennessee (10/26/19)

**HAD A FIELD GOAL BLOCKED:**

vs. Michigan (1/1/13)

**HAD A PAT BLOCKED:**

vs. Texas A&amp;M (10/22/22)

**ALLOWED PAT TO BE RETURNED FOR 2 POINTS:**

Denzil Ware, vs. Kentucky (9/12/15)

**MISSED A PAT:**

at Florida (11/12/22)

**FAILED A PAT ATTEMPT:**

at Arkansas (9/10/22)

**MADE A 2-PT CONVERSION:**

Hemingway rush, vs S.C. State (9/29/22)

**MADE A PAIR OF 2-PT CONVERSIONS:**

vs. Georgia State (9/3/22)

**ATTEMPTED A 2-PT CONVERSION:**

at Florida (11/12/22)

**RECOVERED OWN ONSIDE KICK:**

at Arkansas (9/10/22)

**HAD LESS THAN 50 YDS RUSHING:**

44, at Florida (11/12/22)

**HAD 300+ YARDS RUSHING:**

301, vs. North Carolina (12/30/21)

**HAD 600+ TOTAL NET YARDS:**

606, vs Tennessee (11/19/22)

**HAD A 50+ YARD RUN:**

52, Christian Beal-Smith vs. Vanderbilt (11/5/22)

**HAD A 50+ YARD RECEPTION:**

72, Spencer Rattler to Antwane Wells, at Clemson (11/26/22)

## The Last an Opponent Had...

**TEAM...****LESS THAN 50 YARDS RUSHING:**

31, vs Eastern Illinois (9/4/21)

**300+ YARDS RUSHING:**

374, at Florida (11/12/22)

**LESS THAN 100 YARDS PASSING:**

99, at Clemson (11/26/22)

**400+ YARDS PASSING:**

513, at Ole Miss (11/14/20)

**LESS THAN 200 TOTAL NET YARDS:**

109, vs. Eastern Illinois (9/4/21)

**500+ TOTAL NET YARDS:**

558, vs. Notre Dame (12/30/22)

**600+ TOTAL NET YARDS:**

708, at Ole Miss (11/14/20)

**INDIVIDUAL...****350+ YARDS PASSING:**

513, Matt Corral, Ole Miss (11/14/20)

**400+ YARDS PASSING:**

513, Matt Corral, Ole Miss (11/14/20)

**150+ YARDS RUSHING:**

161, Montrell Johnson, Florida (11/12/22)

**200+ YARDS RUSHING:**

209, Tyler Badie, at Missouri (11/13/21)

**250+ YARDS RUSHING:**

321, Darren McFadden, Ark. (11/3/07)

**300+ YARDS RUSHING:**

321, Darren McFadden, Ark. (11/3/07)

**200+ YARDS RECEIVING:**

225, Elijah Moore, Ole Miss (11/14/20)

**50+ YARD RUN:**

85, Trevor Etienne, Florida (11/12/22)

**50+ YARD RECEPTION:**

75, Tyler Buchner to Logan Diggs, Notre Dame (12/30/22)

**MADE 4+ FIELD GOALS:**

4, Seth Small, Texas A&amp;M (11/16/19)

**RUSHED FOR 4+ TOUCHDOWNS:**

4, Chad Jasmin, Clemson (11/21/03)

**PASSED FOR 4+ TOUCHDOWNS:**

4, Matt Corral, Ole Miss (11/14/20)

**TWO PLAYERS WITH...****100+ YARDS RUSHING:**

at Florida, Montrell Johnson (161) and Trevor Etienne (100), (11/12/22)

**100+ YARDS RECEIVING:**

Ole Miss, Elijah Moore (225) &amp; Braylon Sanders (141), (11/14/20)

# SEC TEAM STATISTICS



SCORING OFFENSE										SCORING DEFENSE									
G	TD	XP	2XP	DXP	FG	Saf	Pts	Avg		G	TD	XP	2XP	DXP	FG	Saf	Pts	Avg	
1. Tennessee	13	79	75	1	0	16	0	599	46.1	1. Georgia	15	23	19	19	0	0	0	214	14.3
2. Alabama	13	67	64	1	0	22	0	534	41.1	2. Alabama	13	27	16	22	2	0	0	236	18.2
3. Georgia	15	76	73	2	0	27	1	616	41.1	3. Kentucky	13	29	15	23	2	0	2	250	19.2
4. LSU	14	65	59	1	0	10	1	483	34.5	4. Texas A&M	12	31	13	29	0	0	0	254	21.2
5. Ole Miss	13	56	50	1	0	15	1	435	33.5	5. LSU	14	38	17	34	1	0	0	315	22.5
6. Arkansas	13	54	50	3	0	13	2	423	32.5	6. Tennessee	13	37	13	31	2	0	0	296	22.8
7. South Carolina	13	55	45	5	0	11	0	418	32.2	7. Mississippi State	13	36	17	31	1	0	0	300	23.1
8. Mississippi State	13	55	45	0	0	12	0	411	31.6	8. Missouri	13	41	14	39	0	0	0	327	25.2
9. Florida	13	49	42	2	0	14	1	384	29.5	9. Ole Miss	13	41	16	36	1	0	0	332	25.5
10. Missouri	13	37	33	1	0	22	0	323	24.9	10. South Carolina	13	48	12	45	1	0	2	375	28.9
11. Auburn	12	35	31	1	0	18	0	297	24.8	Florida	13	48	14	43	1	0	0	375	28.9
12. Vanderbilt	12	39	36	2	0	7	0	295	24.6	12. Auburn	12	45	14	42	0	0	0	354	29.5
13. Texas A&M	12	33	31	1	0	14	0	273	22.8	13. Arkansas	13	51	15	37	5	0	0	398	30.6
14. Kentucky	13	32	25	0	0	16	0	265	20.4	14. Vanderbilt	12	56	15	51	0	0	0	432	36.0

RUSHING OFFENSE								RUSHING DEFENSE							
G	Att	Yds	Avg	Long	TD	Yds/G		G	Att	Yds	Avg	Long	TD	Yds/G	
1. Ole Miss	13	614	3336	5.43	61	33	256.6	1. Georgia	15	401	1156	2.88	63	7	77.1
2. Arkansas	13	605	3077	5.09	76	27	236.7	2. Tennessee	13	459	1505	3.28	76	15	115.8
3. Auburn	12	487	2470	5.07	50	25	205.8	3. Missouri	13	447	1632	3.65	42	19	125.5
4. Georgia	15	557	3080	5.53	75	44	205.3	4. Alabama	13	466	1695	3.64	88	15	130.4
5. Florida	13	472	2603	5.51	85	29	200.2	5. Mississippi State	13	448	1758	3.92	70	20	135.2
6. Tennessee	13	523	2593	4.96	83	40	199.5	6. Kentucky	13	433	1828	4.22	59	16	140.6
7. Alabama	13	458	2542	5.55	81	26	195.5	7. LSU	14	507	2077	4.10	81	18	148.4
8. LSU	14	517	2574	4.98	50	39	183.4	8. Ole Miss	13	516	2184	4.23	68	18	168.0
9. Vanderbilt	12	445	1919	4.31	87	13	159.9	9. Arkansas	13	487	2216	4.55	77	26	170.5
10. Missouri	13	491	2031	4.14	63	20	156.2	10. Vanderbilt	12	397	2050	5.16	83	25	170.8
11. Texas A&M	12	366	1698	4.64	65	12	141.5	11. Auburn	12	447	2072	4.64	76	28	172.7
12. South Carolina	13	411	1545	3.76	52	27	118.9	12. Florida	13	507	2278	4.49	65	29	175.2
13. Kentucky	13	464	1511	3.26	72	9	116.2	13. South Carolina	13	522	2574	4.93	85	23	198.0
14. Mississippi State	13	295	1062	3.60	40	12	81.7	14. Texas A&M	12	520	2506	4.82	61	13	208.8

PASS OFFENSE										PASS DEFENSE									
G	Att	Cmp	Int	Pct.	Yds	Avg	TD	Yds/G		G	Att	Cmp	Int	Pct.	Yds	Avg	TD	Yds/G	
1. Tennessee	13	290	422	3	68.72	4239	10.05	38	326.1	1. Texas A&M	12	184	327	4	56.27	1874	5.73	15	156.2
2. Mississippi State	13	428	634	9	67.51	4046	6.38	36	311.2	2. Kentucky	13	206	347	10	59.37	2220	6.40	10	170.8
3. Georgia	15	336	492	7	68.29	4437	9.02	31	295.8	3. Alabama	13	238	434	7	54.84	2442	5.63	12	187.9
4. Alabama	13	280	438	8	63.93	3660	8.36	37	281.5	4. LSU	14	236	423	9	55.79	2887	6.83	17	206.2
5. LSU	14	322	480	7	67.08	3770	7.85	23	269.3	5. South Carolina	13	217	404	15	53.71	2687	6.65	24	206.7
6. South Carolina	13	281	421	14	66.75	3380	8.03	23	260.0	6. Mississippi State	13	253	423	14	59.81	2734	6.46	15	210.3
7. Ole Miss	13	239	387	12	61.76	3117	8.05	22	239.8	7. Missouri	13	235	393	11	59.80	2799	7.12	18	215.3
8. Arkansas	13	231	357	7	64.71	3051	8.55	26	234.7	8. Georgia	15	294	511	12	57.53	3296	6.45	15	219.7
9. Florida	13	199	366	9	54.37	2910	7.95	18	223.9	9. Ole Miss	13	274	431	8	63.57	2858	6.63	22	219.9
10. Texas A&M	12	220	391	6	56.27	2633	6.73	18	219.4	10. Auburn	12	238	412	6	57.77	2671	6.48	15	222.6
11. Missouri	13	250	395	9	63.29	2778	7.03	14	213.7	11. Florida	13	240	396	9	60.61	3065	7.74	17	235.8
12. Kentucky	13	224	349	13	64.18	2710	7.77	21	208.5	12. Tennessee	13	333	532	11	62.59	3764	7.08	21	289.5
13. Vanderbilt	12	200	346	6	57.80	2248	6.50	22	187.3	13. Vanderbilt	12	257	399	6	64.41	3486	8.74	29	290.5
14. Auburn	12	159	308	12	51.62	2072	6.73	9	172.7	14. Arkansas	13	275	449	9	61.25	3831	8.53	24	294.7

TOTAL OFFENSE								TOTAL DEFENSE									
G	Rush	Pass	Plays	Yards	Avg/P	TD	Yds/G	G	Rush	Pass	Plays	Yards	Avg/P	TD	Yds/G		
1. Tennessee	13	2593	4239	945	6832	7.23	78	525.5	1. Georgia	15	1156	3296	912	4452	4.88	22	296.8
2. Georgia	15	3080	4437	1049	7517	7.17	75	501.1	2. Kentucky	13	1828	2220	780	4048	5.19	26	340.1
3. Ole Miss	13	3336	3117	1001	6453	6.45	55	496.4	3. Alabama	13	1695	2442	900	4137	4.60	27	318.2
4. Alabama	13	2542	3660	896	6202	6.69	63	477.1	4. Missouri	13	1632	2799	840	4431	5.28	37	434.2
5. Arkansas	13	3077	3051	962	6128	6.37	53	471.4	5. Mississippi State	13	1758	2734	871	4492	5.16	35	344.8
6. LSU	14	2574	3770	997	6344	6.36	62	453.1	6. LSU	14	2077	2887	930	4492	5.34	35	377.5
7. Florida	13	2603	2910	838	5513	6.58	47	424.1	7. Texas A&M	12	2506	1874	847	4380	5.17	28	365.0
8. Mississippi State	13	1062	4046	929	5108	5.50	48	392.9	8. Ole Miss	13	2184	2858	947	5042	5.32	40	420.6
9. South Carolina	13	1545	3380	832	4925	5.92	50	378.9	9. Auburn	12	2072	2671	859	4743	5.52	43	373.9
10. Auburn	12	2470	2072	795	4542	5.71	34	378.5	10. South Carolina	13	2574	2687	926	5261	5.68	47	404.7
11. Missouri	13	2031	2778	886	4809	5.43	34	369.9	11. Tennessee	13	1505	3764	991	5269	5.32	36	421.7
12. Texas A&M	12	1698	2633	757	4331	5.72	30	360.9	12. Florida	13	2278	3605	903	5343	5.92	46	411.0
13. Vanderbilt	12	1919	2248	791	4167	5.27	35	347.3	13. Vanderbilt	12	2050	3486	796	5536	6.95	54	457.7
14. Kentucky	13	1511	2710	813	4221	5.19	30	324.7	14. Arkansas	13	2216	3831	936	6047	6.46	50	465.2

PASS EFFICIENCY								DEFENSE PASS EFF.									
G	Att	Cmp	Int	Pct.	Yds	TD	Effic	G	Att	Cmp	Int	Pct.	Yds	TD	Effic		
1. Tennessee	13	422	290	3	68.72	4239	38	181.4	1. Alabama	13	238	434	7	54.84	2442	12	108.0
2. Georgia	15	492	336	7	69.29	4437	31	162.0	2. Georgia	15	294	511	12	57.53	3296	15	116.7
3. Alabama	13	438	280	8	63.93	3660	37	158.3	3. Kentucky	13	347	206	10	59.37	2220	10	116.9
4. Arkansas	13	357	231	7	64.71	3051	26	156.6	4. Texas A&M	12	327	184	4	56.27	1874	15	117.1
5. LSU	14	262	322	7	67.08	3770	23	146.0	5. Mississippi State	13	423	253	14	59.81	2734	15	210.3
6. South Carolina	13	480	281	14	66.75	3380	23	145.6	6. Auburn	12	412	238	6	57.77	2671	15	121.3
7. Ole Miss	13	387	239	12	61.76	3117	22	142.0	7. South Carolina	13	404	217	15	53.71	2687	24	121.8
8. Kentucky	13	349	224	13	64.18	2710	21	141.8	8. LSU	14	423	236	9	55.79	2887	17	122.1
9. Mississippi State	13	634	428	9	67.51	4046	36	137.0	9. Missouri	13	393	235	11	59.80	2799	18	129.1
10. Florida	13	366	199	9	54.37	2910	18	132.5	10. Tennessee	13	532	333	11	62.59	3764	21	130.9
11. Vanderbilt	12	346	200	6	57.80	2248	22	129.9	11. Ole Miss	13	431	274	8	63.57	2858	22	132.4
12. Missouri	13	395	250	9	63.29	2778	14	129.5	12. Florida	13	396	240	9	60.61	3065	17	135.2
13. Texas A&M	12	391	220	6	56.27	2633	18	125.0	13. Arkansas	13	449	275	9	61.25	3831	24	146.6
14. Auburn	13	308	159	12	51.62	2072	9	110.0	14. Vanderbilt	12	399	257	6	64.41	3486	29	158.8



KICKOFF COVERAGE							
G	No.	Yds	Avg	Retn	TB	NetAvg	
1. Alabama	13	100	62.32	62.3	593	47	46.9
2. Tennessee	13	103	6096	59.2	718	34	46.6
3. LSU	14	86	5454	63.4	706	49	43.2
4. Georgia	15	115	7353	63.9	460	77	42.5
5. Auburn	12	63	3602	57.2	694	16	42.3
6. Arkansas	13	75	4835	64.5	194	64	40.5
7. Florida	13	73	4621	63.3	449	42	39.9
8. Vanderbilt	12	58	3540	61.0	448	26	39.2
9. Ole Miss	13	79	4710	59.6	536	41	39.2
10. Mississippi State	13	77	4701	61.1	596	38	37.8
11. Kentucky	13	61	3922	64.3	334	44	37.4
12. Missouri	13	70	4309	61.6	150	56	37.3
13. South Carolina	13	78	4751	60.9	328	50	37.0
14. Texas A&M	12	56	3577	63.9	200	47	33.2

KICKOFF RETURNS						
G	No	Yards	TD	Long	Avg.	
1. Mississippi State	13	29	807	1	92	27.8
2. South Carolina	13	23	578	1	100	25.1
3. Texas A&M	12	23	510	1	95	22.2
4. Florida	13	27	586	0	48	21.7
5. Vanderbilt	12	24	511	0	42	21.3
6. Georgia	15	22	437	0	36	20.0
7. Tennessee	13	17	338	0	34	19.9
8. LSU	14	17	337	0	33	19.8
9. Kentucky	13	27	506	1	100	18.7
10. Arkansas	13	9	161	0	34	17.9
11. Ole Miss	13	25	447	0	38	17.9
12. Alabama	13	21	372	0	57	17.7
13. Auburn	12	23	396	0	31	17.2
14. Missouri	13	14	228	0	27	16.3

PUNTING								
G	No.	Yards	Avg/P	Ret	Avg/R	TB	Net/P	
1. Florida	13	36	1678	46.6	96	8.0	1	43.4
2. South Carolina	13	58	2675	46.1	92	4.6	5	42.8
3. Auburn	12	55	2413	43.9	41	4.1	2	42.4
4. Georgia	15	36	1620	45.0	110	18.3	1	41.4
5. Texas A&M	12	62	2588	41.7	58	4.5	1	40.5
6. Ole Miss	13	41	1727	42.1	71	6.5	2	39.4
7. LSU	14	49	2181	44.5	186	10.9	4	39.1
8. Alabama	13	43	1773	41.2	67	6.1	2	38.7
9. Vanderbilt	12	56	2550	45.5	379	15.2	2	38.1
10. Tennessee	13	39	1486	38.1	5	2.5	1	37.5
11. Missouri	13	64	2665	41.6	204	15.7	4	37.2
12. Kentucky	13	53	2128	40.2	150	13.6	1	36.9
13. Mississippi State	13	53	2132	40.2	117	7.3	3	36.9
14. Arkansas	13	63	2497	39.6	144	14.4	3	36.4

PUNT RETURNS						
G	No	Yds	TD	Long	Avg	
1. Alabama	13	26	435	2	68	16.7
2. South Carolina	13	14	232	2	37	16.6
3. Tennessee	13	20	331	1	73	16.6
4. Georgia	15	21	265	0	39	12.6
5. Missouri	13	13	147	1	78	11.3
6. Mississippi State	13	21	213	1	63	10.1
7. Arkansas	13	16	152	1	82	9.5
8. Auburn	12	20	170	0	22	8.5
9. Florida	13	16	130	0	48	8.1
10. Ole Miss	13	16	111	0	22	6.9
11. Texas A&M	12	22	121	0	20	5.5
12. Kentucky	13	23	114	0	26	5.0
13. Vanderbilt	12	9	42	0	23	4.7
14. LSU	14	16	52	0	20	3.3

FIRST DOWNS						
G	Rush	Pass	Pen	Total	Avg/G	
1. Tennessee	13	134	155	41	330	25.4
2. Ole Miss	13	176	127	25	328	25.2
3. Georgia	15	149	206	20	375	25.0
4. LSU	14	139	177	31	347	24.8
5. Arkansas	13	167	126	18	311	23.9
6. Alabama	13	121	164	25	310	23.9
7. Mississippi State	13	70	198	28	296	22.8
8. Florida	13	113	129	18	260	20.0
9. Texas A&M	12	94	110	30	234	19.5
10. South Carolina	13	95	126	26	247	19.0
11. Missouri	13	102	122	18	242	18.6
12. Auburn	12	120	88	9	217	18.1
13. Kentucky	13	90	116	23	229	17.6
14. Vanderbilt	12	94	93	23	210	17.5

OPP. FIRST DOWNS						
G	Rush	Pass	Pen	Total	Avg/G	
1. Kentucky	13	86	98	13	197	15.1
2. Georgia	15	67	141	24	232	15.5
3. Mississippi State	13	97	110	33	240	18.5
4. Alabama	13	93	114	34	241	18.5
5. Missouri	13	98	116	28	242	18.6
6. LSU	14	118	127	19	264	18.9
7. Auburn	12	109	119	17	245	20.4
8. Texas A&M	12	129	95	25	249	20.8
9. Ole Miss	13	125	128	24	277	21.3
10. Vanderbilt	12	90	145	21	256	21.3
11. South Carolina	13	139	122	31	292	22.5
12. Arkansas	13	112	156	27	295	22.7
13. Florida	13	135	140	21	296	22.8
14. Tennessee	13	96	178	34	308	23.7

3RD-DOWN CONVERSIONS				
G	Conv	Att	Pct	
1. Georgia	15	93	182	51.1
2. LSU	14	87	179	48.6
3. Ole Miss	13	88	187	47.1
4. Arkansas	13	89	194	45.9
5. Alabama	13	74	162	45.7
6. Tennessee	13	69	166	41.6
7. Florida	13	68	168	40.5
8. Missouri	13	76	193	39.4
9. Mississippi State	13	69	176	39.2
10. South Carolina	13	62	160	38.8
11. Vanderbilt	12	63	171	36.8
12. Auburn	12	64	178	36.0
13. Texas A&M	12	55	153	36.0
14. Kentucky	13	58	170	34.1

OPP 3RD-DOWN CONV.				
G	Conv	Att	Pct	
1. Georgia	15	53	199	26.6
2. Alabama	13	60	198	30.3
3. Kentucky	13	57	171	33.3
4. Mississippi State	13	61	182	33.5
5. Tennessee	13	65	190	34.2
6. Missouri	13	64	186	34.4
7. Texas A&M	12	62	174	35.6
8. Ole Miss	13	76	197	38.6
9. LSU	14	78	200	39.0
10. Vanderbilt	12	60	151	39.7
11. Auburn	12	76	179	42.5
12. South Carolina	13	79	182	43.4
13. Arkansas	13	86	191	45.0
14. Florida	13	87	175	49.7

4TH-DOWN CONVERSIONS				
G	Conv	Att	Pct	
1. Georgia	15	13	15	86.7
2. Tennessee	13	22	33	66.7
3. Kentucky	13	16	26	61.5
4. South Carolina	13	13	22	59.1
5. Auburn	12	13	22	59.1
6. Alabama	13	9	16	56.3
7. Mississippi State	13	15	29	51.7
8. Missouri	13	10	20	50.0
9. LSU	14	11	22	50.0
10. Ole Miss	13	17	36	47.2
11. Arkansas	13	9	20	45.0
12. Florida	13	15	34	44.1
13. Vanderbilt	12	11	29	37.9
14. Texas A&M	12	4	11	36.4

OPP 4TH-DOWN CONV.				
G	Conv	Att	Pct	
1. Georgia	15	12	33	36.4
2. Alabama	13	10	26	38.5
3. Kentucky	13	12	30	40.0
4. LSU	14	12	30	40.0
5. Tennessee	13	14	33	42.4
6. Florida	13	10	23	43.5
7. Vanderbilt	12	12	27	44.4
8. Mississippi State	13	12	26	46.2
9. Ole Miss	13	17	36	47.2
10. Texas A&M	12	11	22	50.0
11. Auburn	12	6	12	50.0
12. Arkansas	13	12	22	54.6
13. South Carolina	13	10	18	55.6
14. Missouri	13	12	21	57.1



RED ZONE OFFENSE	G	Scores	Pct.	TD	R-P	FG-A	TO
1. Georgia	15	81-83	97.6	57	36-21	24-26	1
2. Tennessee	13	63-67	94.0	53	35-18	10-12	2
3. Texas A&M	12	34-38	89.5	23	11-12	11-11	2
4. Alabama	13	57-64	89.1	44	20-24	13-15	4
5. Mississippi State	13	40-45	88.9	33	9-24	7-7	5
6. Auburn	12	37-42	88.1	24	18-6	13-14	4
7. LSU	14	56-65	86.2	47	36-11	9-12	6
8. Vanderbilt	12	30-35	85.7	24	10-14	6-9	2
9. South Carolina	13	44-52	84.6	37	24-13	7-7	8
10. Arkansas	13	49-59	83.1	39	25-14	10-11	9
11. Missouri	13	38-47	80.9	28	19-9	10-14	5
12. Ole Miss	13	51-64	79.7	42	28-14	9-10	11
13. Kentucky	13	37-47	78.7	25	8-17	12-15	6
14. Florida	13	39-52	75.0	31	21-10	8-10	10

RED ZONE DEFENSE	G	Scores	Pct.	TD	R-P	FG-A	TO
1. Georgia	15	23-34	67.7	13	7-6	10-13	8
2. Texas A&M	12	32-44	72.7	22	12-10	10-15	6
3. Tennessee	13	39-52	75.0	27	13-14	12-15	9
4. Alabama	13	33-43	76.7	20	12-8	13-15	7
5. LSU	14	37-46	80.4	23	15-8	14-15	8
6. Mississippi State	13	36-44	81.8	25	14-11	11-11	7
7. Kentucky	13	27-33	81.8	18	12-6	9-10	5
8. South Carolina	13	45-54	83.3	36	20-16	9-11	7
9. Florida	13	47-56	83.9	36	26-10	11-15	5
10. Vanderbilt	12	38-45	84.4	28	13-15	10-12	5
11. Arkansas	13	47-54	87.0	35	20-15	12-15	4
12. Missouri	13	35-40	87.5	26	17-9	9-11	2
13. Ole Miss	13	46-52	88.5	34	16-18	12-11	6
14. Auburn	12	41-46	89.1	31	24-7	10-13	3

PENALTIES	G	No	Yds	Avg/G
1. Kentucky	13	74	514	39.5
2. Georgia	15	66	673	44.9
3. Vanderbilt	12	63	553	46.1
4. Texas A&M	12	76	589	49.1
5. Florida	13	89	651	50.1
6. LSU	14	86	760	54.3
7. Arkansas	13	83	722	55.5
8. Auburn	12	90	688	57.3
9. Mississippi State	13	82	790	60.8
10. Ole Miss	13	89	826	63.5
11. Missouri	13	101	828	63.7
12. South Carolina	13	90	829	63.8
13. Alabama	13	103	893	68.7
14. Tennessee	13	105	905	69.6

OPP. PENALTIES	G	No	Yds	Avg/G
1. Tennessee	13	111	876	67.4
2. Texas A&M	12	84	731	60.9
3. Arkansas	13	93	767	59.0
4. Auburn	12	91	699	58.3
5. LSU	14	82	790	56.4
6. Vanderbilt	12	72	657	54.8
7. South Carolina	13	84	702	54.0
8. Alabama	13	87	663	51.0
9. Kentucky	13	74	644	49.5
10. Mississippi State	13	84	643	49.5
11. Ole Miss	13	77	612	47.1
12. Florida	13	73	577	44.4
13. Missouri	13	70	553	42.5
14. Georgia	15	83	612	40.8

SACKS BY	G	Sacks	Yards	Avg/G
1. Arkansas	13	42	250	3.2
2. Alabama	13	38	230	2.9
3. Ole Miss	13	35	257	2.7
4. Missouri	13	35	210	2.7
5. Tennessee	13	31	211	2.4
Mississippi State	13	31	205	2.4
7. Georgia	15	35	231	2.3
8. Auburn	12	26	179	2.2
9. LSU	14	29	193	2.1
10. Florida	13	23	148	1.8
11. Texas A&M	12	19	106	1.6
12. South Carolina	13	20	143	1.5
13. Kentucky	13	20	147	1.5
14. Vanderbilt	12	17	94	1.4

SACKS AGAINST	G	Sacks	Yards	Avg/G
1. Georgia	15	9	67	0.6
2. Ole Miss	13	15	97	1.2
3. Florida	13	16	96	1.2
4. Vanderbilt	12	15	87	1.3
5. Alabama	13	22	153	1.7
6. Mississippi State	13	26	243	2.0
7. Tennessee	13	27	138	2.1
Missouri	13	27	173	2.1
9. Texas A&M	12	25	151	2.1
10. South Carolina	13	31	188	2.4
Arkansas	13	31	221	2.4
12. Auburn	12	32	196	2.7
13. LSU	14	45	219	3.2
14. Kentucky	13	47	318	3.6

FIELD GOALS	G	Made	Att	Pct
1. South Carolina	13	11	11	100.0
2. Ole Miss	13	15	17	88.2
3. Alabama	13	22	26	84.6
4. Georgia	15	27	32	84.4
5. Arkansas	13	13	16	81.3
6. Tennessee	13	16	20	80.0
7. Missouri	13	22	28	78.6
8. Auburn	12	18	24	75.0
9. LSU	14	10	14	71.4
10. Mississippi State	13	12	17	70.6
11. Texas A&M	12	14	20	70.0
12. Kentucky	13	16	24	66.7
13. Florida	13	14	21	66.7
14. Vanderbilt	12	7	12	58.3

PAT KICKING	G	Made	Att	Pct
1. Alabama	13	64	64	100.0
Arkansas	13	50	50	100.0
Vanderbilt	12	36	36	100.0
Missouri	13	33	33	100.0
Auburn	12	31	31	100.0
Texas A&M	12	31	31	100.0
7. Georgia	15	73	74	98.7
8. Ole Miss	13	50	51	98.0
9. Florida	13	42	43	97.7
10. LSU	14	59	61	96.7
11. Tennessee	13	75	78	96.2
12. South Carolina	13	45	47	95.7
13. Kentucky	13	25	27	92.6
14. Mississippi State	13	45	49	91.8

TURNOVER MARGIN	-Lost-				-Gained-				Mar	Per/G
	Fum	Int	Tot		Fum	Int	Tot			
1. Tennessee	13	8	3	11	11	11	22	11	0.85	
2. Florida	13	5	9	14	15	15	24	10	0.77	
3. Mississippi State	13	10	9	19	9	9	23	4	0.31	
4. LSU	14	12	7	19	11	11	20	1	0.07	
5. Georgia	15	11	7	18	7	7	19	1	0.07	
6. Arkansas	13	11	7	18	9	9	18	0	0.00	
7. Alabama	13	9	8	17	7	7	17	0	0.00	
8. Vanderbilt	12	12	6	18	6	6	17	-1	-0.08	
9. Texas A&M	12	11	6	17	4	4	16	-1	-0.08	
10. Ole Miss	13	9	12	21	8	8	20	-1	-0.08	
10. Kentucky	13	6	13	19	10	10	17	-2	-0.15	
12. Missouri	13	12	9	21	11	11	18	-3	-0.23	
13. South Carolina	13	13	14	27	15	15	23	-4	-0.31	
14. Auburn	12	12	12	24	6	6	13	-11	-0.92	

TIME OF POSSESSION	G	Total Time		Avg/G
1. Georgia	15	502:15	33:37	
2. Missouri	13	433:50	33:22	
3. Kentucky	13	431:11	33:10	
4. Vanderbilt	12	384:40	32:04	
5. LSU	14	433:18	30:57	
6. Alabama	13	389:25	29:58	
7. Auburn	12	358:02	29:50	
8. Arkansas	13	381:29	29:20	
9. Mississippi State	13	379:46	29:13	
10. Florida	13	377:34	29:02	
11. South Carolina	13	372:57	28:41	
12. Texas A&M	12	334:22	27:52	
13. Ole Miss	13	343:17	26:25	
14. Tennessee	13	325:30	25:02	





RUSHING									PUNT RETURNS								
	Team	G	Att	Yds	Avg	TD	Long	Yds/G		Team	G	Ret	Yds	TD	Long	Avg	
1. Quinshon Judkins	ARK	13	274	1567	5.72	16	61	120.5	1. Kool-Aid McKinstry	ALA	13	21	332	0	45	15.8	
2. Raheim Sanders	OM	13	222	1443	6.50	10	76	111.0	2. Dee Williams	UT	9	15	281	1	73	18.7	
3. Devon Achane	TAM	10	196	1102	5.62	8	65	110.2	3. Zavion Thomas	MSU	11	15	202	1	63	13.5	
4. Ray Davis	VU	12	232	1042	4.49	5	45	86.8	4. Ladd McConkey	UGA	15	16	197	0	39	12.3	
5. Tank Bigsby	AU	12	179	970	5.42	10	50	80.8	5. Josh Vann	SC	12	10	151	0	37	15.1	
6. Zach Evans	OM	12	144	936	6.50	9	48	78.0	6. Luther Burden	MIZ	13	12	151	1	78	12.6	
7. Jahmyr Gibbs	ALA	12	151	926	6.13	7	76	77.2	7. Bryce Stephens	ARK	13	15	149	1	82	9.9	
8. Jaylen Wright	UT	13	146	875	5.99	10	83	67.3	8. Keionte Scott	AUB	12	14	134	0	22	9.6	
9. Montrell Johnson Jr.	UF	13	155	841	5.43	10	62	64.7	9. Xzavier Henderson	UF	11	11	108	0	48	9.8	
10. Jayden Daniels	LSU	14	186	885	4.76	11	37	63.2	10. Moose Muhammad III	TAM	10	14	94	0	20	6.7	

PASSING									KICK RETURNS								
	Team	G	Att	Cmp	Int	Yds	TD	Avg/G		Team	G	Ret	Yds	TD	Long	Avg	
1. Will Rogers	MS	13	610	415	8	3974	35	305.7	1. Lideatrick Griffin	MSU	13	19	613	1	92	32.3	
2. Hendon Hooker	UT	11	329	229	2	3135	27	285.0	2. Xavier Legette	SC	13	15	441	1	100	29.4	
3. Bryce Young	ALA	12	380	245	5	3328	32	277.3	3. Devon Achane	TAM	10	11	312	1	95	28.4	
4. Stetson Bennett	UGA	15	454	310	7	4127	27	275.1	4. Barion Brown	UK	13	16	440	1	100	27.5	
5. K.J. Jefferson	ARK	11	300	204	5	2648	24	240.7	5. Trevor Etienne	UF	13	17	421	0	48	24.8	
6. Spencer Rattler	USC	13	399	264	12	3026	18	232.8	6. Jayden McGowan	VU	12	16	384	0	42	24.0	
7. Jaxson Dart	OM	13	362	226	11	2974	20	228.8	7. Dayton Wade	OM	13	14	307	0	38	21.9	
8. Will Levis	UK	11	283	185	10	2406	19	218.7	8. Kearis Jackson	UGA	15	18	391	0	36	21.7	
9. Anthony Richardson	UF	12	327	176	9	2549	17	212.4	9. Jarquez Hunter	AU	12	14	302	0	31	21.6	
10. Brady Cook	MIZ	13	382	247	7	2734	14	210.3	10. Jimmy Holiday	UT	12	14	281	0	34	20.1	

TOTAL OFFENSE									PUNTING									
	Team	G	Rush	Pass	Plays	Total	Yds/G			Team	G	No.	Yds	Lg	I20	50+	TB	Avg.
1. Hendon Hooker	UT	11	430	3135	433	3565	324.1	1. Kai Kroger	SC	13	58	2675	79	29	18	5	46.1	
2. KJ Jefferson	ARK	11	640	2648	458	3288	298.9	2. Matt Hayball	VU	12	56	2550	65	18	14	2	45.5	
3. Will Rogers	MSU	13	-165	3974	654	3809	293.0	3. Oscar Chapman	AU	12	55	2413	61	18	12	2	43.9	
4. Bryce Young	ALA	12	185	3328	429	3513	292.8	4. Jack Stonehouse	MIZ	10	46	1951	68	15	9	4	42.4	
5. Stetson Bennett	UGA	15	205	4127	511	4332	288.8	5. Nik Constantinou	TAM	12	62	2588	57	23	7	1	41.7	
6. Jaxson Dart	OM	13	614	2974	490	3588	276.0											
7. Jayden Daniels	LSU	14	885	2913	574	3798	271.3											
8. Anthony Richardson	UF	12	654	2549	430	3203	266.9											
9. Brady Cook	MIZ	13	585	2734	521	3319	255.3											
10. Spencer Rattler	SC	13	46	3026	472	3072	236.3											

RECEPTIONS									SCORING								
	Team	G	No.	Yds	TD	Long	Yds/G	Rec/G		Team	G	TD	FG	PAT	2XP	Pts	Pts/G
1. Jalin Hyatt	UT	12	67	1267	15	78	105.58	5.6	1. Jack Podlesny	UGA	15	0	26	73	0	151	10.1
2. Evan Steward	TAM	10	53	649	2	43	64.90	5.3	2. Will Reichard	ALA	13	0	22	64	0	130	10.0
3. Antwane Wells Jr.	USC	13	68	928	6	72	71.38	5.2	3. Chase McGrath	UT	13	0	16	70	0	118	9.1
4. Malik Nabers	LSU	14	72	1017	3	75	72.64	5.1	4. Quinshon Judkins	OM	13	17	0	0	0	102	7.9
5. Will Sheppard	VU	12	60	776	9	31	64.67	5.0	5. Harrison Mevis	MIZ	13	0	22	33	0	99	7.6
6. Jadon Haselwood	ARK	12	59	702	3	68	58.50	4.9	6. Jalin Hyatt	UT	12	15	0	0	0	90	7.5
7. Dominic Lovett	MU	12	56	846	3	79	70.50	4.7	7. Devon Achane	TAM	10	12	0	0	0	72	7.2
8. Malik Heah	OM	13	60	971	5	53	74.69	4.6	8. Jonathan Cruz	OM	13	0	15	48	0	93	7.3
9. Kayshon Boutte	LSU	11	48	538	2	53	48.91	4.4	9. Jabari Small	UT	13	15	0	0	0	90	6.9
10. Dillon Johnson	MS	11	48	285	0	38	25.91	4.4	10. Cam Little	ARK	13	0	13	58	0	89	6.9

RECEIVING									SCORING (KICK)						
	Team	G	Rec	Yds	TD	Long	Avg/C	Yds/G		Team	G	PATs	FGs	Pts	Pts/G
1. Jalin Hyatt	UT	12	67	1267	15	78	18.91	105.6	1. Jack Podlesny	UGA	15	73-74	26-31	151	10.1
2. Malik Heath	OM	13	60	971	5	53	16.18	74.7	2. Will Reichard	ALA	13	64-64	22-26	130	10.0
3. Malik Nabers	LSU	14	72	1017	3	75	14.13	72.6	3. Chase McGrath	UT	13	70-72	16-20	118	9.1
4. Antwane Wells Jr.	SC	13	68	928	6	72	13.65	71.4	4. Harrison Mevis	MIZ	13	33-33	22-28	99	7.6
5. Dominic Lovett	MU	12	56	846	3	79	15.11	70.5	5. Jonathan Cruz	OM	13	48-49	15-17	93	7.2
6. Matt Landers	ARK	13	47	901	8	59	19.17	69.3	6. Cam Little	ARK	13	50-50	13-16	89	6.9
7. Jonathan Mingo	OM	13	51	861	5	72	16.88	66.2	7. Adam Mihalek	UF	13	42-43	14-21	84	6.5
8. Evan Stewart	TAM	10	53	649	2	43	12.25	64.9	8. Anders Carlson	AU	9	22-22	12-17	58	6.4
9. Will Sheppard	VU	12	60	776	9	31	12.93	64.7	9. Randy Bond	TAM	10	25-25	13-17	64	6.4
10. Brock Bowers	UGA	15	63	942	7	78	14.95	62.8	10. Matt Ruffolo	UK	12	25-27	16-24	73	6.1

ALL PURPOSE									FIELD GOALS							
	Team	G	Rush	Rcv	PR	KR	Yds	Avg/G		Team	G	FG	FGA	Long	Pct.	FG/G
4. Devon Achane	TAM	10	1102	196	0	312	1610	161.0	1. Jack Podlesny	UGA	15	26	31	50	83.87	1.73
3. Jahmyr Gibbs	ALA	12	926	444	0	258	1628	135.7	2. Will Reichard	ALA	13	22	26	52	84.62	1.69
1. Raheim Sanders	ARK	13	1443	271	0	0	1714	131.9	3. Harrison Mevis	MIZ	13	22	28	56	78.57	1.69
2. Quinshon Judkins	OM	13	1567	132	0	0	1699	130.7	3. Anders Carlson	AU	9	12	17	46	70.59	1.33
5. Kenny McIntosh	UGA	15	829	505	0	0	1334	88.9	4. Matt Ruffolo	UK	12	16	24	50	66.67	1.33
6. Jalin Hyatt	UT	12	0	1267	0	0	1267	105.6	5. Randy Bond	TAM	10	13	17	51	76.47	1.30
7. Ray Davis	VU	12	1042	169	0	0	1211	100.9	4. Chase McGrath	UT	13	16	20	51	80.00	1.23
8. Trevor Etienne	UF	13	719	66	0	421	1206	92.8	6. Jonathan Cruz	OM	13	15	17	53	88.24	1.15
9. Jarquez Hunter	AU	12	668	224	0	302	1194	99.5	7. Adam Mihalek	UF	13	14	21	52	66.67	1.08
10. Tank Bigsby	AU	12	970	180	0	0	1150	95.8	8. Cam Little	ARK	13	13	16	51	81.25	1.00



PAT KICKING		Team	G	Made	Att	Pct.
1.	Will Reichard	ALA	13	64	64	100.00
	Cam Little	ARK	13	50	50	100.00
	Joseph Bulovas	VU	12	35	35	100.00
	Harrison Mevis	MIZ	13	33	33	100.00
	Randy Bond	TAM	10	25	25	100.00
	Anders Carlson	AU	9	22	22	100.00
7.	Jack Podlesny	UGA	15	73	74	98.65
8.	Adam Mihalek	UF	13	42	43	97.67
9.	Chase McGrath	UT	13	70	72	97.22
10.	Jonathan Cruz	OM	13	48	49	97.96

SACKS		Team	G	Pos	Solo	Ast	Total	Avg/G
1.	Drew Sanders	ARK	12	LB	8	3	9.5	0.79
2.	Will Anderson Jr.	ALA	13	LB	8	4	10.0	0.77
3.	Isaiah Mcguire	MIZ	12	DL	7	1	7.5	0.63
4.	Derick Hall	AU	12	DL	7	0	7.0	0.58
5.	Jordan Domineck	ARK	13	DL	7	1	7.5	0.58
6.	Tavius Robinson	OM	13	DE	6	2	7.0	0.54
7.	Byron Young	UT	13	DL	5	4	7.0	0.54
8.	Harold Perkins Jr.	LSU	14	LB	7	1	7.5	0.54
9.	Tyrus Wheat	MSU	12	LB	6	0	6.0	0.50
10.	BJ Ojulari	LSU	11	DE	4	3	5.5	0.50

FIELD GOAL PCT		Team	G	FG	FGA	Long	Pct.
1.	Mitch Jeter	SC	13	11	11	53	100.00
2.	Jonathan Cruz	OM	13	15	17	53	88.24
3.	Will Reichard	ALA	13	22	26	52	84.62
5.	Cam Little	ARK	13	13	16	51	81.25
6.	Chase McGrath	UT	13	16	20	51	81.25
7.	Harrison Mevis	MIZ	13	22	28	56	78.57
8.	Randy Bond	TAM	10	13	17	51	76.47
9.	Massimo Biscardi	MSU	11	8	11	48	72.73
10.	Damian Ramos	LSU	14	10	14	47	71.43

TACKLES FOR LOSS		Team	G	Pos	Solo	Ast	Total	Avg/G
1.	Will Anderson Jr.	ALA	13	LB	13	8	17.0	1.31

FUMBLES FORCED		Team	G	Num	Avg/G
1.	Tavius Robinson	OM	13	5	0.38
2.	Antonio Johnson	TAM	9	3	0.33
3.	Harold Perkins Jr.	LSU	14	4	0.29
4.	DJ Coleman	MIZ	12	3	0.25
5.	Drew Sanders	ARK	12	3	0.25
6.	Colby Wooden	AU	12	3	0.25
7.	Anfernee Orji	VU	12	3	0.25
8.	Antwaun Powell-Ryland Jr.	UF	13	3	0.23
9.	Ennis Rakestraw Jr.	MIZ	13	3	0.23
10.	J.J. Weaver	UK	11	2	0.18

FIELD GOAL ATT		Team	G	FG	FGA	Long	Pct.
1.	Jack Podlesny	UGA	15	26	31	50	83.87
2.	Harrison Mevis	MIZ	13	22	28	56	78.57
3.	Will Reichard	ALA	13	22	26	52	84.62
4.	Matt Ruffolo	UK	12	16	24	50	66.67
5.	Adam Mihalek	UF	13	14	21	52	66.67
6.	Chase McGrath	UT	13	16	20	51	80.00
7.	Randy Bond	TAM	10	13	17	51	76.47
	Anders Carlson	AU	9	12	17	46	70.59
9.	Jonathan Cruz	OM	13	15	17	53	88.24
10.	Cam Little	ARK	13	13	16	51	81.25

FUMBLES RECOVERED		Team	G	Num	Avg/G
1.	J.J. Weaver	UK	11	3	0.27
2.	Xzavier Henderson	UF	11	2	0.18
	Bryce Anderson	TAM	11	2	0.18
	Cooper Lutz	VU	11	2	0.18
3.	Chris Russel Jr.	TAM	12	2	0.17
	Colby Wooden	AU	12	2	0.17
	Tyrus Wheat	MSU	12	2	0.17
	Trey Dean III	UF	12	2	0.17
	Anfernee Orji	VU	12	2	0.17
	CJ Taylor	VU	12	2	0.17

FIELD GOAL MADE		Team	G	FG	FGA	Long	Pct.
1.	Jack Podlesny	UGA	15	26	31	50	83.87
2.	Will Reichard	ALA	13	22	26	52	84.62
3.	Harrison Mevis	MIZ	13	22	28	56	78.57
4.	Matt Ruffolo	UK	12	16	24	50	66.67
5.	Chase McGrath	UT	13	16	20	51	80.00
6.	Jonathan Cruz	OM	13	15	17	53	88.24
7.	Adam Mihalek	UF	13	14	21	52	66.67
8.	Randy Bond	TAM	10	13	17	51	76.47
9.	Cam Little	ARK	13	13	16	51	81.25
10.	Anders Carlson	AU	9	12	17	46	70.59

INTERCEPTIONS		Team	G	No	Yds	TD	Long	Int/G
1.	Emmanuel Forbes	MSU	12	6	174	3	82	0.50
2.	Dwight McGlothorn	ARK	13	4	48	0	51	0.31
3.	De'Rickey Wright	VU	12	3	41	0	35	0.25
4.	Daylan Carnell	MU	13	3	41	1	40	0.23
	Jaylon Carlies	MU	13	3	14	0	14	0.23
	Marcellas Dial	SC	13	3	3	0	3	0.23
7.	Darius Rush	SC	13	2	59	0	59	0.20
	Chris Smith	UGA	15	3	29	0	22	0.20
9.	Jardin Gilbert	TAM	11	2	13	0	13	0.18
	Trevon Flowers	UT	11	2	0	0	0	0.18

TACKLES PER GAME		Team	G	Pos	Solo	Ast	Total	Avg/G
1.	Anfernee Orji	VU	12	LB	54	54	108	9.00
2.	Jett Johnson	MSU	13	LB	48	67	115	8.85
3.	Nathaniel Watson	MSU	13	LB	51	62	113	8.69
4.	Drew Sanders	ARK	12	LB	40	63	103	8.58
5.	Bumper Pool	ARK	11	LB	37	55	92	8.36
6.	DeMarcco Hellams	ALA	13	LB	67	41	108	8.31
7.	Antonio Johnson	TAM	9	DB	35	36	71	7.89
8.	Owen Pappoe	AU	12	LB	51	40	91	7.58
9.	Henry To'oTo'o	ALA	13	LB	44	49	93	7.15
10.	Troy Brown	OM	13	LB	44	49	93	7.15
11.	Rashad Torrence II	UF	12	DB	50	34	84	7.00
12.	Brian Branch	ALA	13	DB	58	32	90	6.92
13.	Trey Dean III	UF	12	DB	47	34	81	6.75
14.	Ventrell Miller	UF	11	LB	34	40	74	6.73
15.	Nick Emmanwori	SC	13	DB	62	23	85	6.54
16.	Decameron Richardson	MSU	13	DB	50	35	85	6.54
17.	Otis Reese	OM	13	DB	37	47	84	6.46
18.	Sherrod Greene	SC	12	LB	37	40	77	6.42
19.	Micah Baskerville	LSU	14	LB	41	48	89	6.36
20.	Jaylon Carlies	MIZ	13	DB	60	21	81	6.23
21.	Demani Richardson	TAM	12	DB	48	25	73	6.08
22.	Amari Burney	UF	13	DB	41	38	79	6.08
23.	Tysheem Johnson	OM	13	DB	38	40	78	6.00
24.	Ty/Ron Hopper	MIZ	13	LB	59	18	77	5.92
25.	Cam Riley	AU	11	LB	39	26	65	5.91

PASSES DEFENDED		Team	G	Brup	Int	Total	Avg/G
1.	Emmanuel Forbes	MS	12	10	6	16	1.33
2.	Kool-AidMcKinstry	ALA	13	15	1	16	1.23
3.	Kris Abrams-Draine	MU	12	14	0	14	1.17
4.	Marcellas Dial	SC	13	12	3	15	1.15
5.	Dwight McGlothorn	ARK	13	10	4	14	1.08
6.	Ennis Rakestraw Jr.	MU	13	12	1	13	1.00
7.	Hudson Clark	ARK	13	11	1	12	0.92
8.	Deantre Prince	OM	13	11	1	12	0.92
9.	Carrington Valentine	UK	12	10	1	11	0.92
10.	Darius Rush	SC	10	7	2	9	0.90

GM  
1South Carolina 35  
Georgia State 14September 3, 2022  
Williams-Brice Stadium  
Columbia, S.C.  
78,297

**COLUMBIA, S.C. (AP)** — South Carolina's special teams led the way toward a season-opening 35-14 victory over Georgia State on Saturday night.

Special teams have always been an emphasis for Gamecocks coach Shane Beamer, who watched his father, Frank, win game after game with "Beamer Ball," and its big special teams play.

The approach worked as the Gamecocks pulled away from Georgia State with 23 unanswered points in the second half.

The Gamecocks returned two blocked punts for touchdowns, new placekicker Mitch Jeter debuted by knocking two field goals of 50-plus yards and long snapper Hunter Rogers carried a fake field goal 5 yards for a first down that led to the Gamecocks' only first-half touchdown.

New quarterback Spencer Rattler took in a key two-point conversion in the third quarter to restore South Carolina's lead and it was just enough to squeak past a determined Panthers' squad that held a brief third-quarter advantage, 14-12.

The back-breaker also came in the third, when Rashad Amos blocked a Georgia State punt and DQ Smith retrieved the carom and ran it in for a touchdown.

Rattler showed off his dynamic playmaking ability. He finished 23 of 37 passing for 226 yards, a touchdown and two interceptions.

Following a scoreless first quarter, South Carolina sent out Jeter to attempt a 25-yard field goal. But special teams coordinator Pete Lembo's gang took over.

Long snapper Rogers took the snap and ran for just enough room for the first down. The Gamecocks lined up versatile tight end Jaheim Bell as a fullback at the goal line, then pitched to MarShawn Lloyd on the end-around for a touchdown.

A Rattler interception on the second play of the third quarter set up the Panthers' second score, a Grainger 4-yard rush to take a 14-12 lead. The Gamecocks immediately responded as Rattler hit Marshawn Lloyd for a 16-yard scoring pass to take the lead for good, 20-14.

Just over two minutes later, Rashad Amos blocked the punt and DQ Smith ran it back 26 yards for a 28-14 lead.

Later, Gamecocks' Traevon Kenion blocked a fourth-quarter punt and Ahmarean Brown took it 10 yards for the final score.

**THE TAKEAWAY**

**Georgia State:** The Panthers will cause a lot of trouble in the Sun Belt with their rushing attack. The Gamecocks' defense mostly held them in check, but GSU won't be playing the SEC anymore.

**South Carolina:** The Gamecocks' offense had some creative play-calls and greatly benefited from having a talent like Rattler behind center. He escaped trouble with his legs to keep numerous plays alive. Yet its offensive line struggled to protect Rattler and the Gamecocks' runners finished with 79 yards.

**THE RETURN**

Lloyd was the Gamecocks' most hyped running back recruit in a decade but tore an ACL in the first week of preseason camp two years ago and missed the season. He played in 2021 but was still very much not back to full strength.

On Saturday, he rushed for 30 yards, caught two passes for 31 yards and scored two touchdowns.

**CLOWNEY COMES HOME**

South Carolina held a halftime ceremony to honor former All-American and No. 1 overall NFL Draft pick Jadeveon Clowney. Clowney's jersey No. 7 was added alongside the Gamecocks' four retired numbers, although his number will continue to be worn as per a 2007 university policy.

Georgia State	0	7	7	0	14
South Carolina	0	12	16	7	35

**SCORING SUMMARY**

2nd	13:38	SC	Lloyd 1-yard run (rush failed) (9-69-4:27)	6-0
2nd	6:12	SC	Jeter 53-yard field goal (6-13-1:52)	9-0
2nd	4:20	GSU	Lewis 17-yard pass from Grainger (Hayes kick) (6-75-1:52)	9-7
2nd	0:00	SC	Jeter 51-yard field goal (8-42-1:48)	12-7
3rd	11:43	GSU	Grainger 4-yard run (Hayes kick) (7-32-2:31)	12-14
3rd	7:20	SC	Lloyd 16-yard pass from Rattler (Rattler rush) (9-75-4:23)	20-14
3rd	5:12	SC	D. Smith 26-yard blocked punt return (Bell rush)	28-14
4th	11:30	SC	A. Brown 10-yard blocked punt return (Jeter kick)	35-14

**TEAM STATISTICS**

	GSU	SC
First Downs	14	19
Rushing	7	7
Passing	4	10
Penalty	3	2
Net Yards Rushing	200	79
Rushing Attempts	40	32
Net Yards Passing	111	227
Cmp.-Att.-Int.	7-29-1	23-37-2
Total Offense Yards	311	306
Total Offense Plays	69	69
Fumbles: No.-Lost	0-0	0-0
Penalties: No.-Yards	8-75	5-70
Punts-Yards	9-320	7-344
Avg. Yards Per Punt	35.6	49.1
Punt Returns: No.-Yards	0-0	3-69
Kickoff Returns: No.-Yards	1-0	0-0
Interceptions: No.-Yards	2-5	1-3
Possession Time	24:44	35:16
Third Down Conversions	5-17	3-14
Fourth Down Conversions	1-3	2-2
Red Zone Scores-Chances	2-4	2-2
Sacks By: No.-Yards	3-18	0-0
PAT Kicks	2-2	1-1
Field Goals	0-0	2-2

**INDIVIDUAL STATISTICS**

**RUSHING: GSU:** Williams 13-76; Carroll 5-57; Grainger 11-43; Gregg 11-24. **SC:** Bell 7-39; Lloyd 11-30; McDowell 7-14; Rogers 1-5; Miller 2-3; Rattler 4-(-12).

**PASSING: GSU:** Grainger 7-29-1-111. **SC:** Rattler 23-37-2-227.

**RECEIVING: GSU:** Thrash 4-70; Williams 2-24; Lewis 1-17. **SC:** Wells Jr. 7-55; Brooks 4-88; Bell 4-18; McDowell 3-18; Lloyd 2-31; Vann 1-9; Stogner 1-7; Brown 1-1.

**PUNT RETURNS: GSU:** None. **SC:** Vann 3-33; D. Smith 0-26; Brown 0-10.

**KICKOFF RETURNS: GSU:** Byrd 1-0. **SC:** None.

**INTERCEPTION RETURNS: GSU:** White 2-5. **SC:** Dial 1-3.



**GM**  
**2** **#16/17 Arkansas 44**  
**South Carolina 30**

September 10, 2022

Reynolds Razorback Stadium  
Fayetteville, Ark.  
72,437



**FAYETTEVILLE, ARK. (AP)** — Darren McFadden and Felix Jones make for some serious company. Rocket Sanders can now say he's there with those all-time Arkansas running backs.

The Razorbacks' sophomore running back ran for a career-high 156 yards and two touchdowns in helping the No. 16 Razorbacks beat South Carolina 44-30 on Saturday.

Sanders joined McFadden, twice a Heisman Trophy finalist, and Jones, the player with the sixth-most yards rushing in school history, as the only three Arkansas players to run for 150 yards and two scores against the Gamecocks.

Sanders ran for 578 yards and five touchdowns in his first season last year. With returning starter Dominique Johnson still sidelined recovering from a knee injury suffered in the Outback Bowl, Sanders has taken nearly all of the first-team reps. The result has been a 2-0 start for his team and him becoming the first Razorbacks player since 2019 with back-to-back 100-yard games.

Sanders scored the first two touchdowns of the game as Arkansas (2-0, 1-0 Southeastern Conference) found the end zone on each of its first three possessions against South Carolina and opened a 21-3 lead. The Gamecocks (1-1, 0-1) responded with two straight scores at the end of the first half and the beginning of the second to pull within 21-16.

Sanders wouldn't score again as KJ Jefferson was the keystone for a bulk of the Razorbacks' second-half touchdowns, but he ran for 95 of his 156 yards in the final 30 minutes.

Arkansas ran for 295 yards, and AJ Green and Rashod Dubinion also chipped in touchdowns.

"I was really proud of our offensive line. We asked them to kind of control the game and I felt like they did. I think the offensive line wore them down," Pittman said.

Jefferson led a 14-play, 59-yard drive capped with his own 2-yard rushing touchdown at the start of the fourth quarter to move Arkansas back ahead by two scores. South Carolina lost a fumble on its next possession and Jefferson added a touchdown pass to Warren Thompson in response, ultimately putting the Gamecocks too far behind to rally.

Spencer Rattler tried. The Oklahoma transfer threw for 377 yards and a touchdown on 24 of 39 passing with a touchdown for South Carolina, but was intercepted in the end zone midway through the fourth quarter by Dwight McGlothern. The Gamecocks had three turnovers.

Jefferson was 18 of 21 passing for 162 yards and a touchdown. He ran for another 67 yards and the score on 19 carries.

"I thought he played better today than he did last week. I thought he was more accurate," Pittman said. "I thought he was in total control. ... He pretty much can take over the game when he wants to."

Johnson is expected to return in Week 3 against Missouri State. He might find himself short on carries as Sanders' development has put the sophomore in high company.

"I think he's becoming an all-around back a little bit more," Pittman said. "I thought he played really, really well. Two 100-yard days back-to-back is pretty good. He's a better back than he was a year ago."

**THE TAKEAWAY**

**South Carolina:** The Gamecocks had moments, but consistency was lacking in coach Shane Beamer's second year.

**Arkansas:** The Razorbacks' defense held up well without two starters in the secondary, including former freshman All-American Jalen Catalon.

**IT'S BEEN AWHILE**

Arkansas' win over South Carolina was the Razorbacks' first since 2011. The teams had met only three times since before Saturday with the Gamecocks winning each.

South Carolina	3	6	7	14	30
Arkansas	7	14	0	23	44

**SCORING SUMMARY**

1st	6:42	ARK	Sanders 1-yard run (Little kick) (13-63-5:38)	0-7
1st	3:32	SC	Jeter 28-yard field goal (6-65-3:10)	3-7
2nd	14:28	ARK	Sanders 11-yard run (Little kick) (12-75-4:04)	3-14
2nd	8:13	ARK	Dubinion 1-yard run (Little kick) (12-61-4:53)	3-21
2nd	2:56	SC	Lloyd 7-yard run (Jeter kick failed) (11-70-5:12)	9-21
3rd	8:51	SC	Wells Jr. 62-yard pass from Rattler (Jeter kick) (8-88-2:55)	16-21
4th	14:55	ARK	Jefferson 2-yard run (Little kick) (14-59-5:17)	16-28
4th	12:09	ARK	Thompson 23-yard pass from Jefferson (Little kick) (5-41-1:57)	16-35
4th	6:25	SC	McDowell 1-yard run (Brown pass from Rattler) (3-76-1:14)	24-35
4th	6:00	ARK	Green 21-yard run (Little kick) (2-9-0:18)	24-42
4th	3:21	SC	Bell 1-yard run (pass failed) (10-75-2:39)	30-42
4th	1:33	ARK	Safety (Intentional grounding in the end zone) (0:06)	30-44

**TEAM STATISTICS**

	SC	ARK
First Downs	23	28
Rushing	5	20
Passing	13	7
Penalty	5	1
Net Yards Rushing	40	295
Rushing Attempts	29	65
Net Yards Passing	377	162
Cmp.-Att.-Int.	24-39-1	18-21-0
Total Offense Yards	417	457
Total Offense Plays	68	86
Fumbles: No.-Lost	5-2	0-0
Penalties: No.-Yards	5-41	10-121
Punts-Yards	3-104	3-107
Avg. Yards Per Punt	34.7	35.7
Punt Returns: No.-Yards	0-0	2-10
Kickoff Returns: No.-Yards	2-55	1-34
Interceptions: No.-Yards	0-0	1-0
Possession Time	25:22	34:38
Third Down Conversions	3-10	9-16
Fourth Down Conversions	1-2	2-3
Red Zone Scores-Chances	4-5	5-6
Sacks By: No.-Yards	2-12	6-51
PAT Kicks	1-2	6-6
Field Goals	1-1	0-0

**INDIVIDUAL STATISTICS**

**RUSHING: SC:** McDowell 6-35; Lloyd 7-23; Bell 4-5; Rattler 12-(-23). **ARK:** Sanders 24-156; Jefferson 19-67; Green 9-43; Dubinion 8-15; Hornsby 1-8; Landers 1-6; Haselwood 2-5; Team 1-(-5).

**PASSING: SC:** Rattler 24-39-1-377. **ARK:** Jefferson 18-21-0-162.

**RECEIVING: SC:** Wells Jr. 8-189; Lloyd 6-72; Stogner 5-43; Brooks 2-29; McDowell 2-26; Brown 1-18. **ARK:** Haselwood 5-30; Landers 4-45; Thompson 3-36; Sanders 3-30; Hornsby 1-9; Jackson Jr. 1-7; Knox 1-5.

**PUNT RETURNS: SC:** None. **ARK:** Stephens 2-10.

**KICKOFF RETURNS: SC:** Legette 2-55. **ARK:** Pool 1-34.

**INTERCEPTION RETURNS: SC:** None. **ARK:** McGlothern 1-0.

GM  
3#1/2 Georgia 48  
South Carolina 7September 17, 2022  
Williams-Brice Stadium  
Columbia, S.C.  
78,212

**COLUMBIA, S.C. (AP)** — Stetson Bennett went 16 for 23 for 284 yards and two touchdowns and ran for another score as No. 1 Georgia beat South Carolina 48-7 on Saturday.

The Bulldogs (3-0) nearly had a second shutout of the season in their Southeastern Conference opener, but the backups allowed a touchdown pass with 53 seconds to go.

Georgia has allowed just 10 points this season and the garbage-time score was the first offensive touchdown it gave up in its past five regular-season games.

South Carolina (1-2) started 0-2 in the SEC for the fourth straight year.

The Georgia offense scored on eight of its first nine drives, gaining 551 yards and averaging nearly 10 yards a play before putting in the backups in the fourth quarter.

Tight end Brock Bowers had five catches for 121 yards and two touchdowns and also ran for a score. Georgia let 10 players carry the ball, rushing for 212 yards. Bennett didn't play the final 23 minutes of the game.

The Bulldogs' defensive line overwhelmed by South Carolina's front. A defender was in quarterback Spencer Rattler's face almost every time he dropped back more than three steps. The Oklahoma transfer got off just three deep balls, with two of them intercepted. He didn't play in the fourth quarter and was 13 of 25 for 118 yards.

The 41-point victory was Georgia's biggest against the Gamecocks in their 75 meetings. It was South Carolina's worst loss since a 56-6 defeat to Florida in 2008.

**THE TAKEAWAY**

Georgia: Struggles against teams like South Carolina used to define the Bulldogs. At one point when Steve Spurrier was Gamecocks coach in the early 2010s, South Carolina won four of five in the series. But after Saturday's win, Georgia has won 15 of its last 16 over SEC East teams and hasn't lost to an unranked team since the Gamecocks beat them 20-17 in double overtime in 2019.

South Carolina: Gamecocks coach Shane Beamer appears to be breathing life into a program that had lost 13 of its last 16 when he took over in 2021, but there is still a big gap to the best. In his second season, Beamer is 0-4 against Top 25 teams, losing by an average of nearly 24 points.

Georgia	14	10	21	3	48
South Carolina	0	0	0	7	7

**SCORING SUMMARY**

1st	8:20	UGA	Bowers 5-yard run (Podlesny kick) (10-82-4:33)	0-7
1st	4:42	UGA	Milton 1-yard run (Podlesny kick) (5-43-2:04)	0-14
2nd	11:25	UGA	Bowers 6-yard pass from Bennett (Podlesny kick) (9-67-3:27)	0-21
2nd	0:30	UGA	Podlesny 42-yard field goal (9-60-3:38)	0-24
3rd	13:21	UGA	Bowers 78-yard pass from Bennett (Podlesny kick) (3-90-1:31)	0-31
3rd	7:13	UGA	Bennett 11-yard run (Podlesny kick) (8-88-3:49)	0-38
3rd	6:00	UGA	Delp 28-yard pass from Beck (Podlesny kick) (2-54-0:59)	0-45
4th	8:57	UGA	Zirkel 21-yard field goal (13-88-6:37)	0-48
4th	0:53	SC	Kenion 13-yard pass from Doty (Jeter kick) (6-45-2:11)	7-48

**TEAM STATISTICS**

	UGA	SC
First Downs	30	17
Rushing	15	7
Passing	13	9
Penalty	2	1
Net Yards Rushing	208	92
Rushing Attempts	35	30
Net Yards Passing	339	214
Cmp.-Att.-Int.	21-30-0	19-34-3
Total Offense Yards	547	306
Total Offense Plays	65	64
Fumbles: No.-Lost	1-0	2-0
Penalties: No.-Yards	3-20	5-60
Punts-Yards	2-99	5-222
Avg. Yards Per Punt	49.5	44.4
Punt Returns: No.-Yards	3-8	1-21
Kickoff Returns: No.-Yards	1-19	1-25
Interceptions: No.-Yards	3-42	0-0
Possession Time	30:40	29:20
Third Down Conversions	5-9	4-13
Fourth Down Conversions	0-0	2-3
Red Zone Scores-Chances	5-5	1-2
Sacks By: No.-Yards	0-0	0-0
PAT Kicks	6-6	1-1
Field Goals	2-2	0-0

**INDIVIDUAL STATISTICS**

**RUSHING: UGA:** Bennett 3-36; Edwards 4-33; Milton 10-32; Robinson 6-32; Beck 2-25; McIntosh 4-20; McConkey 1-13; Morrisette 1-8; Jones 1-8; Bowers 1-5; Team 2-(-4). **SC:** McDowell 8-33; Lloyd 9-22; Doty 2-18; Rattler 2-8; Beal-Smith 5-6; Miller 1-4; Joyner 1-3; Adkins 1-1; Team 1-(-3).

**PASSING: UGA:** Bennett 16-23-0-284; Beck 5-6-0-55; Vandagriff 0-1-0-0. **SC:** Rattler 13-25-2-118; Doty 5-8-1-76; Kroeger 1-1-0-20.

**RECEIVING: UGA:** Bowers 5-121; McConkey 4-52; Milton 2-40; Delp 2-32; Jones 2-11; Balylock 1-19; Washington 1-15; Rosemy-Jacksaint 1-15; McIntosh 1-14; Speer 1-12; Jackson 1-8. **SC:** Brooks 5-53; Kenion 2-33; McDowell 2-32; Brown 2-26; Legette 2-9; Lloyd 2-4; Bell 1-46; Stogner 1-12; Vann 1-(-1); Joyner 1-(-1).

**PUNT RETURNS: UGA:** McConkey 2-12; Lassiter 1-(-4). **SC:** Vann 1-21.

**KICKOFF RETURNS: UGA:** K. Jackson 1-19. **SC:** Legette 1-25.

**INTERCEPTION RETURNS: UGA:** Starks 1-42; D. Jackson 1-0; Marshall 1-0. **SC:** None.



**GM**  
**4**

**South Carolina 56**

**Charlotte 20**



**September 24, 2022**  
**Williams-Brice Stadium**  
**Columbia, S.C.**  
**77,982**



**COLUMBIA, S.C. (AP)** — Marshawn Lloyd ran for a career-high 169 yards and three touchdowns as South Carolina scored on its first eight possessions to put away Charlotte 56-20 on Saturday night.

The win ended a two-game losing streak for the Gamecocks (2-2) — and was a welcome performance for an offense stuck near the bottom of the Southeastern Conference this season.

Lloyd had scoring runs of 25, 14 and 7 yards, the first two that left fans' jaws dropped and Charlotte defenders in disbelief.

On the first, Lloyd cleanly hurdled safety Wayne Jones in the open field on the way to the end zone. On his second, Lloyd was stood up for what looked like a short gain before breaking free to put South Carolina ahead 28-14.

Lloyd had some help on the last, converting after Gamecocks linebacker Brad Johnson intercepted Charlotte's Chris Reynolds deep in 49ers territory. Lloyd calmly found the end zone a final time and finished with South Carolina's most rushing yards since Kevin Harris gained 182 against North Carolina in its 38-21 Duke's Mayo Bowl victory last New Year's Eve.

Charlotte (1-4) of Conference USA entered with the country's 30th best passing attack at 289 yards a game and the one of the worst rushing defenses (129 out of 131) in the NCAA at 243 yards allowed per game. Both were evident at South Carolina.

The Gamecocks picked up 161 yards on the ground to score on all four of their first-half possessions. But the 49ers were largely on target behind sixth-year quarterback Chris Reynolds, converting their first seven third downs and throwing for 132 yards to keep things close at the half, 20-14.

South Carolina finished with a season-best 545 yards of offense.

The Gamecocks' run of points each series ended when backup quarterback Luke Doty was intercepted by Jones — yes, the one who was hurdled by Lloyd — with 8:22 left in the game.

**THE TAKEAWAY**

**Charlotte:** The 49ers lost both Power Five games they've played this season, falling at Maryland, 56-21, before the South Carolina blowout. Charlotte has a face-paced attack behind Reynolds that had the Gamecocks defense on its heels in the first half. The school does leave with \$1.4 million in guarantees for playing at Williams-Brice Stadium.

**South Carolina:** There are still plenty of things to fix for the Gamecocks. This is certainly a start to gaining confidence and momentum once they return to SEC play in two weeks. The offense was efficient and powerful and the defense, after a sluggish first half, got three second-half interceptions that South Carolina turned into points.

<b>Charlotte</b>	<b>7</b>	<b>7</b>	<b>0</b>	<b>6</b>	<b>20</b>
<b>South Carolina</b>	<b>3</b>	<b>17</b>	<b>22</b>	<b>14</b>	<b>56</b>

**SCORING SUMMARY**

1st	9:54	SC	Jeter 25-yard field goal (12-72-5:01)	3-0
1st	2:48	CHAR	Clemons 2-yard pass from Reynolds (Zita kick) (13-90-7:00)	3-7
2nd	14:52	SC	Lloyd 25-yard run (Jeter kick) (7-75-2:56)	10-7
2nd	9:43	CHAR	Tucker 14-yard pass from Reynolds (Zita kick) (12-81-5:02)	10-14
2nd	6:29	SC	Beal-Smith 1-yard run (Jeter kick) (9-60-2:58)	17-14
2nd	0:02	SC	Jeter 27-yard field goal (9-85-1:27)	20-14
3rd	10:25	SC	Lloyd 14-yard run (Kenion rush) (5-70-2:07)	28-14
3rd	8:34	SC	Lloyd 7-yard run (Jeter kick) (2-7-0:11)	35-14
3rd	6:14	SC	Beal-Smith 1-yard run (Jeter kick) (5-33-2:04)	42-14
4th	12:20	SC	McDowell 4-yard run (Herrera kick) (8-54-4:39)	49-14
4th	6:43	CHAR	Spencer 35-yard pass from Foster (Rush failed) (4-62-1:39)	49-20
4th	1:55	SC	Rucker 52-yard pass from Doty (Herrera kick) (3-53-1:16)	56-20

**TEAM STATISTICS**

	<b>CHAR</b>	<b>SC</b>
First Downs	21	28
Rushing	4	16
Passing	13	9
Penalty	4	3
Net Yards Rushing	79	295
Rushing Attempts	29	40
Net Yards Passing	213	250
Cmp.-Att.-Int.	20-35-3	19-26-1
Total Offense Yards	292	545
Total Offense Plays	64	66
Fumbles: No.-Lost	1-0	1-1
Penalties: No.-Yards	6-51	10-67
Punts-Yards	4-177	0-0
Avg. Yards Per Punt	44.2	0.0
Punt Returns: No.-Yards	0-0	2-8
Kickoff Returns: No.-Yards	5-77	2-52
Interceptions: No.-Yards	1-(-1)	3-18
Possession Time	33:28	26:32
Third Down Conversions	8-14	5-8
Fourth Down Conversions	0-0	1-1
Red Zone Scores-Chances	2-2	7-8
Sacks By: No.-Yards	1-8	1-9
PAT Kicks	2-2	6-6
Field Goals	0-0	2-2

**INDIVIDUAL STATISTICS**

**RUSHING: CHAR:** Byrd 9-33; McEachern 5-18; Williams 5-18; Rutledge 7-16; Brown 0-2; Foster 2-1; Reynolds 1-(-9). **SC:** Lloyd 15-169; Beal-Smith 9-55; Doty 2-32; McDowell 9-23; Amos 1-9; Rattler 3-5; Miller 1-2.

**PASSING: CHAR:** Reynolds 16-28-2-143; Foster 3-5-0-69; Williams 1-2-1-1. **SC:** Rattler 17-23-0-187; Doty 2-3-1-63.

**RECEIVING: CHAR:** Spencer 5-59; DuBost 4-60; Tucker 3-19; Clemons 2-3; McEachern 1-17; Groulx 1-17; Minter 1-12; Rutledge 1-11; Brown 1-9; Thompson 1-6. **SC:** McDowell 4-13; Brooks 3-67; A. Brown 3-55; Wells Jr. 2-27; Stogner 2-17; Bell 2-9; Rucker 1-52; Beal-Smith 1-6; Legette 1-4.

**PUNT RETURNS: CHAR:** None. **SC:** Vann 2-8.

**KICKOFF RETURNS: CHAR:** Byrd 4-77. **SC:** Legette 2-52.

**INTERCEPTION RETURNS: CHAR:** Jones 1-(-1). **SC:** Johnson 1-15; D. Smith 1-1; C. Smith 1-0.

GM  
5

# South Carolina 50

## South Carolina State 10

September 29, 2022  
Williams-Brice Stadium  
Columbia, S.C.  
61,551



**COLUMBIA, S.C. (AP)** — Spencer Rattler threw two touchdown passes and ran for a score in South Carolina's 50-10 victory over South Carolina State in a game moved from Saturday to Thursday night because of Hurricane Ian.

Rattler finished with 212 yards, completing 21 of 27 passes including a 5-yard scoring strike to tailback MarShawn Lloyd and an 11-yarder to tight end Austin Stogner, his teammate at Oklahoma, to help South Carolina (3-2) rout the FCS Bulldogs (1-3).

Administrators at both schools agreed to the change because of the hurricane's approach. Ian moved through Florida into the Atlantic and was expected to re-enter land in the Palmetto State as a Category 1 storm Friday.

Many parking areas were half-filled at best and the normal, Southeastern Conference-style tailgating setups were absent for this one. South Carolina said 61,551 were at Williams-Brice Stadium, which lists a capacity of 77,559. But the upper decks were largely empty and it wasn't a stretch to think only about the announced crowd came out.

The Gamecocks overcame a sluggish start, including two interceptions off Rattler's receivers' hands, to take control in the opening half.

The Gamecocks broke through on Rattler's first-quarter TD toss to Lloyd, which was followed by a funky, "swinging gate" formation on a successful two-point conversion by defensive lineman Tonka Hemingway.

South Carolina pulled out the wishbone on its next touchdown, a 1-yard handoff to versatile tight end Jaheim Bell. Rattler ran his way to a score from 6 yards out with 37 seconds left in the half to put Gamecocks up 22-0.

South Carolina State of the Mid-Eastern Athletic Conference had more penalty yards than offensive yards, 112 to 83, in the first 30 minutes. The Bulldogs got their only touchdown on Tyrece Nick's 1-yard touchdown run right after halftime, ending a drought where they had gone three straight quarters without points.

Nick accounted for 158 of the Bulldogs' 220 yards of offense.

### THE TAKEAWAY

**South Carolina State:** The Bulldogs had lost their earlier FBS game, 56-10 at UCF to open the season. They certainly put up a better showing in their home state — the campuses are located about 40 miles apart — and leave with \$500,000 for playing at Williams-Brice.

**South Carolina:** The Gamecocks got their run game going a week ago in a 56-20 win over Charlotte when they rushed for 295 yards. This time, they got Rattler and the passing game on track. Both will be needed when they return to SEC play at No. 7 Kentucky next week.

S.C. State	0	0	7	3	10
South Carolina	8	14	14	14	50

### SCORING SUMMARY

1st	4:48	SC	Lloyd 5-yard pass from Rattler (Hemingway rush) (6-53-3:03)	8-0
2nd	12:04	SC	Bell 1-yard run (Jeter kick) (9-95-4:42)	15-0
2nd	0:37	SC	Rattler 6-yard run (Jeter kick) (6-63-2:25)	22-0
3rd	10:51	SCSU	Nick 1-yard run (Zimmerman kick) (8-75-4:09)	22-7
3rd	8:17	SC	Stogner 15-yard pass from Rattler (Jeter kick) (5-58-2:26)	29-7
3rd	0:52	SC	Beal-Smith 1-yard run (Jeter kick) (9-73-3:50)	36-7
4th	10:31	SC	Lloyd 2-yard run (Jeter kick) (1-2-0:05)	43-7
4th	6:48	SCSU	Zimmerman 21-yard field goal (8-71-3:43)	43-10
4th	1:46	SC	Doty 13-yard run (Herrera kick) (3-32-0:53)	50-10

### TEAM STATISTICS

	SCSU	SC
First Downs	13	21
Rushing	7	9
Passing	3	8
Penalty	3	4
Net Yards Rushing	145	185
Rushing Attempts	40	31
Net Yards Passing	75	219
Cmp.-Att.-Int.	7-18-3	24-30-2
Total Offense Yards	220	404
Total Offense Plays	58	61
Fumbles: No.-Lost	2-0	3-1
Penalties: No.-Yards	12-117	5-57
Punts-Yards	7-241	2-75
Avg. Yards Per Punt	34.4	37.5
Punt Returns: No.-Yards	0-0	1-30
Kickoff Returns: No.-Yards	1-7	3-56
Interceptions: No.-Yards	2-0	3-63
Possession Time	30:54	29:06
Third Down Conversions	1-12	5-10
Fourth Down Conversions	0-0	0-1
Red Zone Scores-Chances	2-2	7-8
Sacks By: No.-Yards	0-0	1-1
PAT Kicks	1-1	6-6
Field Goals	1-1	0-0

### INDIVIDUAL STATISTICS

**RUSHING: SCSU:** Nick 14-95; Flowers 14-28; Smith 1-15; Austin 1-10; Benson 3-7; Shaw 3-0; Team 1-(-2); Fields Jr. 3-(-8). **SC:** Lloyd 11-80; Raattler 5-31; Miller 2-29; Beal-Smith 6-15; McDowell 4-13; Doty 1-13; Bell 2-4.

**PASSING: SCSU:** Fields Jr. 4-13-2-12; Nick 3-5-1-63. **SC:** Rattler 21-27-2-212; Doty 3-3-0-7.

**RECEIVING: SCSU:** Davis 3-62; James 2-11; White 1-3; Massey 1-(-1). **SC:** Wells Jr. 7-38; Brooks 3-61; Lloyd 3-11; Bell 2-48; Beal-Smith 2-13; McDowell 2-8; Stogner 1-15; A. Brown 1-11; Legette 1-7; Vann 1-5; Adkins 1-2.

**PUNT RETURNS: SCSU:** None. **SC:** Vann 1-30.

**KICKOFF RETURNS: SCSU:** Davis 1-7. **SC:** McDowell 3-56.

**INTERCEPTION RETURNS: SCSU:** Nichols 1-0; Keith 1-0. **SC:** Martin-Scott 1-37; Greene 1-26; Dial 1-0.



**GM**  
**6**

**South Carolina 24**  
**#13/13 Kentucky 14**

**October 8, 2022**  
**Kroger Field**  
**Lexington, Ky.**  
**61,612**



**LEXINGTON, KY. (AP)** — Spencer Rattler overcame two early turnovers and threw the go-ahead touchdown pass in the third quarter, Jalen Brooks ran for an insurance score midway through the fourth and South Carolina scored 17 unanswered points to beat No. 13 Kentucky 24-14 on Saturday night for its third consecutive victory.

Kentucky started freshman Kaiya Sheron at quarterback in place of injured senior Will Levis, who wore a protective on his left foot.

MarShawn Lloyd scored a 2-yard touchdown run on the Gamecocks' first snap, immediately after Kentucky's Chris Rodriguez Jr. fumbled on the opening play. That quickly seized momentum against the Wildcats (3-3, 1-2 Southeastern Conference).

South Carolina (4-2, 1-2) moved ahead early in the third quarter, when Rattler (14 of 19, 177 yards) hit Antwane Wells Jr. in the flat and the junior darted past a defender for a 42-yard touchdown and 14-7 lead.

Mitch Jeter's 32-yard field goal later in the period provided a 10-point cushion that Brooks extended to 17 points with a 24-yard TD run with 7:02 remaining.

Sheron (15 of 27, 178 yards) tossed a 10-yard TD pass JuTahn McClain with 2:49 left, his second of the game, but the Wildcats fell for the second consecutive week in league play.

Mystery preceded this defeat as Levis entered Kroger Field with a boot on his left foot and did not participate in warmups with teammates. Earlier this week, Kentucky coach Mark Stoops referred to a finger injury Levis sustained in last week's 22-19 loss to No. 9 Mississippi, but didn't mention any foot injury and remained mum on the quarterback's status on Thursday.

Disaster quickly followed with Rodriguez's fumble, a blocked punt and Matt Ruffolo's missed 45-yard field goal that bounced off the left upright. Sheron regrouped to fake a toss to Rodriguez and hit wide-open Jordan Dingle for the tying touchdown in the second quarter, but Kentucky was held to its lowest output since losing 30-13 to top-ranked Georgia 30-13 last season.

**THE TAKEAWAY**

South Carolina: Gifted with a turnover on the first snap, the Gamecocks converted but couldn't reach the end zone until the third quarter. Rattler fumbled on a sack and was intercepted, but found a groove with short passes that turned into big gains. The defense limited Sheron's passing options after the TD to earn a much-needed win.

Kentucky: Offensive falloff was to be expected without Levis, but the Wildcats quickly dug a hole with a first-play fumble and special teams failures. Other than Sheron, the offense stalled. More puzzling were the defensive breakdowns that allowed Rattler to pick them apart, which is not good with red-hot Mississippi State up next.

<b>South Carolina</b>	<b>7</b>	<b>0</b>	<b>10</b>	<b>7</b>	<b>24</b>
<b>Kentucky</b>	<b>0</b>	<b>7</b>	<b>0</b>	<b>7</b>	<b>14</b>

**SCORING SUMMARY**

1st	14:47	SC	Lloyd 2-yard run (Jeter kick) (1-2-0:04)	7-0
2nd	8:30	UK	Dingle 16-yard pass from Sheron (Ruffolo kick) (7-56-3:23)	7-7
3rd	12:47	SC	Wells Jr. 42-yard pass from Rattler (Jeter kick) (6-75-2:13)	14-7
3rd	2:38	SC	Jeter 32-yard field goal (14-70-7:01)	17-7
4th	7:02	SC	Brooks 24-yard run (Jeter kick (3-72-1:24)	24-7
4th	2:49	UK	McClain 10-yard pass from Sheron (Ruffolo kick) (16-75-4:13)	24-14

**TEAM STATISTICS**

	<b>SC</b>	<b>UK</b>
First Downs	15	18
Rushing	8	9
Passing	7	8
Penalty	0	1
Net Yards Rushing	179	121
Rushing Attempts	42	36
Net Yards Passing	177	178
Cmp.-Att.-Int.	14-19-1	15-27-1
Total Offense Yards	356	299
Total Offense Plays	61	63
Fumbles: No.-Lost	2-1	1-1
Penalties: No.-Yards	4-26	5-25
Punts-Yards	4-166	6-200
Avg. Yards Per Punt	41.5	33.3
Punt Returns: No.-Yards	2-35	1-11
Kickoff Returns: No.-Yards	1-24	0-0
Interceptions: No.-Yards	1-9	1-0
Possession Time	28:55	31:05
Third Down Conversions	6-14	3-12
Fourth Down Conversions	0-2	2-2
Red Zone Scores-Chances	2-3	2-2
Sacks By: No.-Yards	6-54	3-13
PAT Kicks	3-3	2-2
Field Goals	1-1	0-1

**INDIVIDUAL STATISTICS**

**RUSHING: SC:** Lloyd 22-110; Brooks 1-24; McDowell 5-17; Bell 4-12; A. Brown 1-9; Rattler 8-7; Team 1-0. **UK:** Rodriguez Jr. 22-126; McClain 3-19; Sheron 11-(-24).

**PASSING: SC:** Rattler 14-19-1-177. **UK:** Sheron 15-27-1-178.

**RECEIVING: SC:** Wells Jr. 3-66; Brooks 3-37; Lloyd 2-31; Vann 2-16; Bell 2-16; A. Brown 1-7; McDowell 1-4. **UK:** Magwood 2-37; Key 2-22; Bates 2-19; Brown 2-6; Robinson 1-27; Lewis 1-20; Dingle 1-16; McClain 2-10; Lewis 1-10; Harris 1-10; Rodriguez Jr. 1-7.

**PUNT RETURNS: SC:** Vann 1-18; Ford 1-17. **UK:** Brown 1-11.

**KICKOFF RETURNS: SC:** Legette 1-24. **UK:** None.

**INTERCEPTION RETURNS: SC:** Spaulding 1-9. **UK:** Wallace 1-0.



GM  
7South Carolina 30  
Texas A&M 24October 22, 2022  
Williams-Brice Stadium  
Columbia, S.C.  
77,837

**COLUMBIA, S.C. (AP)** — South Carolina opened strong with 17 points in the first six minutes — sparked when Xavier Legette took the opening kickoff 100 yards for a touchdown — then held on to beat Texas A&M 30-24 on Saturday night.

The Gamecocks (5-2, 2-2 Southeastern Conference) returned the opening kickoff for a touchdown and turned a fumble and interception deep in Aggies territory into 10 more points and a 17-0 hole for Texas A&M (3-4, 1-3) just over five minutes in.

It's the first time the Gamecocks have beaten the Aggies since the SEC made them their Western Division rival in 2014 and the first time they've won four in a row since 2013, shaking off a 48-7 loss to No. 1 Georgia in the third game of the season.

"A month ago, I was asked if this team quit. That look like this team has quit?" South Carolina coach Shane Beamer said.

MarShawn Lloyd ran 18 times for 92 yards and had both of South Carolina's touchdowns in the second half to keep Texas A&M from climbing back in it.

Spencer Rattler was 12-of-25 passing for 168 yards for South Carolina. "We never quit. We keep fighting. That's what we are about," Rattler said.

Devon Achane ran 20 times for 99 yards for the Aggies. Hayes King was 17-of-32 passing for 178 yards, with a touchdown and an interception before leaving with an injury to his throwing shoulder in the fourth quarter. Coach Jimbo Fisher said he kept Hayes out of the rest of the game as a precaution.

Freshman Conner Weigman filled in and threw for 91 yards but neither of his two final Hail Mary tries made it to the end zone after Texas A&M recovered an onside kick at midfield with nine seconds left.

The loss puts even more pressure on Texas A&M coach Jimbo Fisher, whose team started the season ranked No. 6. The Aggies seem to play just under the level of their opponents, losing by six to South Carolina, four to No. 6 Alabama and three to Appalachian State.

"We have good players. We're right there, it's not like we're getting ran out of the stadium," Fisher said. "We've just got to find a way to make a play or two — all the sudden you will get over the hump. It's just the way it goes."

With a contract through 2031 paying him \$9 million a year, Fisher's job likely isn't in jeopardy. However, losing to South Carolina has been bad for several SEC coaches. Phillip Fulmer for Tennessee in 2008, Will Muschamp in 2014 and Dan Mullen in 2021 all lost their jobs shortly after losing to the Gamecocks.

**THE TAKEAWAY**

Texas A&M: Plenty of people expected the Aggies to challenge Alabama in the SEC West this season. Instead, it looks like a struggle to get to six wins and a bowl game. A win over UMass is probable. After that the Aggies need two wins out of four games — Ole Miss, Florida, at Auburn and at LSU.

South Carolina: Gamecocks fans chanted "Beamer Ball" during a late-game timeout in appreciation of second-year coach Shane Beamer. The Gamecocks only need to beat Missouri or Vanderbilt in the next two weeks to make a second straight bowl. And with the win, South Carolina has beaten every team in the current SEC.

Texas A&M	3	11	7	3	24
South Carolina	17	0	7	6	30

**SCORING SUMMARY**

1st	14:46	SC	Legette 100-yard kickoff return (Jeter kick)	7-0
1st	12:22	SC	Jeter 23-yard field goal (4-0-0:50)	10-0
1st	9:51	SC	Beal-Smith 5-yard run (Jeter kick) (4-36-1:44)	17-0
1st	6:28	TAMU	Bond 51-yard field goal (8-41-3:23)	17-3
2nd	13:30	TAMU	Bond 26-yard field goal (6-20-1:25)	17-6
2nd	2:00	TAMU	Wright 9-yard pass from King (Stewart pass from King) (13-94-8:04)	17-14
3rd	3:25	SC	Lloyd 18-yard run (Jeter kick) (6-51-2:47)	24-14
3rd	0:27	TAMU	Achane 15-yard run (Bond kick) (3-24-1:21)	24-21
4th	3:08	SC	Lloyd 4-yard run (Jeter kick blocked) (8-80-5:13)	30-21
4th	0:10	TAMU	Bond 28-yard field goal (7-83-0:51)	30-24

**TEAM STATISTICS**

	TAMU	SC
First Downs	23	13
Rushing	8	6
Passing	11	7
Penalty	4	0
Net Yards Rushing	129	118
Rushing Attempts	28	35
Net Yards Passing	269	168
Cmp.-Att.-Int.	25-47-1	12-25-0
Total Offense Yards	398	286
Total Offense Plays	75	60
Fumbles: No.-Lost	2-1	2-2
Penalties: No.-Yards	8-38	6-62
Punts-Yards	6-237	6-294
Avg. Yards Per Punt	39.5	49.0
Punt Returns: No.-Yards	4-14	1-4
Kickoff Returns: No.-Yards	2-25	1-100
Interceptions: No.-Yards	0-0	1-59
Possession Time	33:08	26:52
Third Down Conversions	5-14	8-16
Fourth Down Conversions	0-1	0-1
Red Zone Scores-Chances	4-4	4-5
Sacks By: No.-Yards	2-7	0-0
PAT Kicks	1-1	3-4
Field Goals	3-3	1-1

**INDIVIDUAL STATISTICS**

**RUSHING: TAMU:** Achane 20-99; King 3-19; Moss 2-9; Weigman 1-2; Team 1-0; Johnson Jr. 1-0. **SC:** Lloyd 18-92; Brooks 1-16; Beal-Smith 8-12; Bell 2-4; McDowell 2-0; Rattler 4-(-6).

**PASSING: TAMU:** King 17-32-1-178; Weigman 8-15-0-91. **SC:** Rattler 12-25-0-168.

**RECEIVING: TAMU:** Achane 7-57; Stewart 6-87; Green 4-38; Lane 3-20; Muhammad III 2-31; Wright 2-21; Brown 1-15. **SC:** Stogner 3-46; Wells Jr. 3-37; Vann 2-41; Lloyd 2-24; Bell 2-20.

**PUNT RETURNS: TAMU:** Muhammad III 4-14. **SC:** Vann 1-4.

**KICKOFF RETURNS: TAMU:** Achane 2-25. **SC:** Legette 1-100.

**INTERCEPTION RETURNS: TAMU:** None. **SC:** Rush 1-59.



**GM**  
**8**

**Missouri 23**

**#25/25 South Carolina 10**

**October 29, 2022**

**Williams-Brice Stadium  
Columbia, S.C.  
77,578**



**COLUMBIA, S.C. (AP)** — Brady Cook ran for a touchdown and directed three long, first-half scoring drives as Missouri built a 17-0 lead on the way to its fourth straight win over No. 25 South Carolina, 23-10, on Saturday night.

Receiver Dominic Lovett had career highs with 10 catches for 148 yards while the Tigers' defense had 11 tackles behind the line of scrimmage and held the Gamecocks (5-3, 2-3 Southeastern Conference) to 203 total yards. The Tigers (4-4, 2-3) won their second straight after starting league play 0-3.

Missouri beat a ranked opponent for the first time since its 45-41 win over No. 17 LSU on Oct. 10, 2020.

It ended the Gamecocks four-game win streak — and also ended their stay in the national rankings after getting in this past week for the first time in four years.

Cook proved a steady hand against a South Carolina defense that was active and opportunistic in beating No. 19 Kentucky on Oct. 8 and Texas A&M last week.

Cook led a 15-play, 96-yard scoring drive that took up most of the first quarter and which he ended with his 3-yard burst to the end zone.

The Tigers went on another lengthy drive on their next possession, this one going 84 yards in 10 plays and finishing with Cody Schrader's 1-yard run.

Missouri looked to make it three-straight touchdown drives as it had a first-and-goal on the South Carolina 3. But the Gamecocks forced Cook into a couple of incompletes before settling for Harrison Mevis' 19-yard field goal and a 17-0 lead.

The Gamecocks could not dig themselves out of that hole and finished with its fewest points since losing to No. 1 Georgia 48-7 on Sept. 17.

Quarterback Spencer Rattler scored the team's lone touchdown on a 7-yard run right before halftime.

Rattler passed for just 146 yards with an interception and a fumble deep in Tigers' territory. Tailback MarShawn Lloyd, who ran for 451 yards and seven TDs as South Carolina won its past four, had just 30 yards on seven attempts.

Mevis added field goals of 50 and 32 yards for Missouri in the second half.

**THE TAKEAWAY**

**Missouri:** The Tigers moved the ball consistently on offense and were dominant on defense to totally take apart South Carolina. If Missouri can keep Cook protected and continue its defensive success on third downs (the Gamecocks converted just 5 of 13 chances), it will be in every game down the stretch.

**South Carolina:** All the good things the Gamecocks had gained on offense and defense during their four-game winning streak went up in smoke against Missouri. They'll have to get right in a hurry to reach a bowl game. After a trip to Vanderbilt, they finish with an Orange Crush of Florida, No. 3 Tennessee and No. 5 Clemson.

<b>Missouri</b>	<b>7</b>	<b>10</b>	<b>3</b>	<b>3</b>	<b>23</b>
<b>South Carolina</b>	<b>0</b>	<b>7</b>	<b>3</b>	<b>0</b>	<b>10</b>

**SCORING SUMMARY**

1st	3:50	MU	Cook 3-yard run (Mevis kick) (15-96-6:58)	0-7
2nd	11:29	MU	Schrader 1-yard run (Mevis kick) (10-84-5:20)	0-14
2nd	4:59	MU	Mevis 19-yard field goal (10-75-4:40)	0-17
2nd	0:47	SC	Rattler 7-yard run (Jeter kick) (12-82-4:02)	7-17
3rd	4:12	SC	Jeter 39-yard field goal (12-59-4:03)	10-17
3rd	1:47	MU	Mevis 50-yard field goal (6-42-2:25)	10-20
4th	12:51	MU	Mevis 32-yard field goal (5-34-2:00)	10-23

**TEAM STATISTICS**

	<b>MU</b>	<b>SC</b>
First Downs	20	14
Rushing	9	5
Passing	10	7
Penalty	1	2
Net Yards Rushing	143	32
Rushing Attempts	43	23
Net Yards Passing	224	171
Cmp.-Att.-Int.	17-26-0	20-30-1
Total Offense Yards	367	203
Total Offense Plays	69	53
Fumbles: No.-Lost	0-0	2-1
Penalties: No.-Yards	6-45	5-45
Punts-Yards	4-156	6-261
Avg. Yards Per Punt	39.0	43.5
Punt Returns: No.-Yards	1-(-3)	0-0
Kickoff Returns: No.-Yards	1-16	3-60
Interceptions: No.-Yards	1-0	0-0
Possession Time	36:35	23:25
Third Down Conversions	8-16	5-13
Fourth Down Conversions	0-0	0-0
Red Zone Scores-Chances	4-5	1-1
Sacks By: No.-Yards	4-28	1-2
PAT Kicks	2-2	1-1
Field Goals	3-4	1-1

**INDIVIDUAL STATISTICS**

**RUSHING: MU:** Schrader 22-81; Cook 11-53; Young 3-20; Burden 2-10; Lovett 1-2; Team 4-(-23). **SC:** Lloyd 7-30; Beal-Smith 3-3; McDowell 5-1; Rattler 8-(-2).

**PASSING: MU:** Cook 17-26-0-224. **SC:** Rattler 20-30-1-171.

**RECEIVING: MU:** Lovett 10-148; Schrader 2-32; Banister 2-28; Burden 2-5; Young 1-11. **SC:** Wells Jr. 7-52; Stogner 4-63; A. Brown 3-3; Legette 2-23; McDowell 2-5; Vann 1-20; Brooks 1-5.

**PUNT RETURNS: MU:** Burden 1-(-3). **SC:** None.

**KICKOFF RETURNS: MU:** Young 1-16. **SC:** Legette 2-48; Joyner 1-12.

**INTERCEPTION RETURNS: MU:** Norwood 1-0. **SC:** None.

GM  
9South Carolina 38  
Vanderbilt 27November 5, 2022  
FirstBank Stadium  
Nashville, Tenn.  
28,553

**NASHVILLE, TENN. (AP)** — Spencer Rattler threw three touchdown passes and South Carolina became bowl-eligible with its sixth win of the season, a 38-27 victory over Vanderbilt on Saturday night.

Rattler threw a 29-yard TD pass to Xavier Legette, a 19-yard TD to Josh Vann and a 17-yard TD to Antwane Wells.

The Gamecocks (6-3, 3-3 Southeastern Conference) won their 14th straight game over the Commodores (3-6, 0-5).

South Carolina built a commanding 31-14 halftime lead and handed Vanderbilt its fifth straight loss.

The Commodores suffered their 26th consecutive SEC defeat despite a career-high 167 rushing yards from senior running back Ray Davis, a Temple transfer.

South Carolina scored 10 points off turnovers in the first quarter.

Darius Rush intercepted an underthrown pass by AJ Swann at the Gamecocks 30-yard line, setting up the game's first touchdown.

Five plays later, Legette got behind the coverage in the middle of the end zone for a 29-yard scoring strike from Rattler to give South Carolina a 7-0 lead.

The teams traded long TD passes before Swann fumbled during a sack at the Commodores 17, setting up Mitch Jeter's 31-yard field goal which extended the Gamecocks' lead to 17-7 with 21 seconds left in the first quarter.

**THE TAKEAWAY**

**South Carolina:** The Gamecocks' offense rambled for 492 yards and never trailed. South Carolina faces a difficult finish with games against Florida, No. 2 Tennessee and No. 5 Clemson.

**Vanderbilt:** Defense continues to be a problem for the Commodores, who have allowed 38 or more points in four of their last five games. Three tough games remain for Vanderbilt: Kentucky, Florida and Tennessee.

**TEMPERS FLARE**

Gamecocks cornerback Cam Smith and Commodores wide receiver Will Sheppard were flagged with personal fouls after getting into a shoving match with 37 seconds left in the first half. Players from both teams surrounded Smith and Sheppard during the scuffle.

The teams appeared to be yelling at each other from close range as they jogged to their locker rooms for halftime, but nothing escalated beyond that.

South Carolina	17	14	7	0	38
Vanderbilt	7	7	7	6	27

**SCORING SUMMARY**

1st	11:23	SC	Legette 29-yard pass from Rattler (Jeter kick) (5-70-2:15)	7-0
1st	9:30	VU	Skinner Jr. 66-yard pass from Swann (Bulovas kick) (4-75-1:53)	7-7
1st	8:36	SC	Wells Jr. 68-yard pass from Joyner (Jeter kick) (2-70-0:49)	14-7
1st	0:21	SC	Jeter 31-yard field goal (4-4-1:12)	17-7
2nd	11:08	VU	Skinner Jr. 9-yard pass from Swann (Bulovas kick) (8-75-4:13)	17-14
2nd	9:13	SC	Beal-Smith 52-yard run (Jeter kick) (4-80-1:49)	24-14
2nd	1:22	SC	Vann 19-yard pass from Rattler (Jeter kick) (9-72-2:12)	31-14
3rd	6:50	VU	Smith 1-yard run (Bulovas kick) (11-81-5:51)	31-21
3rd	0:51	SC	Wells Jr. 17-yard pass from Rattler (Jeter kick) (12-65-5:59)	38-21
4th	6:06	VU	Davis 5-yard pass from Wright (pass failed) (11-87-4:18)	38-27

**TEAM STATISTICS**

	SC	VU
First Downs	17	24
Rushing	7	13
Passing	9	7
Penalty	1	4
Net Yards Rushing	208	226
Rushing Attempts	35	41
Net Yards Passing	284	228
Cmp.-Att.-Int.	20-28-0	18-33-2
Total Offense Yards	492	454
Total Offense Plays	63	74
Fumbles: No.-Lost	1-1	3-2
Penalties: No.-Yards	12-116	5-37
Punts-Yards	5-268	2-103
Avg. Yards Per Punt	53.6	51.5
Punt Returns: No.-Yards	0-0	1-(-1)
Kickoff Returns: No.-Yards	2-37	2-52
Interceptions: No.-Yards	2-5	0-0
Possession Time	29:13	30:47
Third Down Conversions	4-12	3-10
Fourth Down Conversions	1-2	1-2
Red Zone Scores-Chances	3-3	3-3
Sacks By: No.-Yards	2-13	1-2
PAT Kicks	5-5	3-3
Field Goals	1-1	0-1

**INDIVIDUAL STATISTICS**

**RUSHING: SC:** Bell 16-56; Beal-Smith 3-55; McDowell 5-48; Legette 2-28; Rattler 3-13; Wells Jr. 1-9; Joyner 1-8; Brooks 1-(-4); Team 3-(-5). **VU:** Davis 20-167; Wright 6-43; Smith 13-29; Swann 2-(-13).

**PASSING: SC:** Rattler 18-26-0-200; Joyner 1-1-0-68; Kroeger 1-1-0-16. **VU:** Swann 10-18-1-127; Wright 8-15-1-101.

**RECEIVING: SC:** Wells Jr. 4-110; Brooks 4-45; Vann 3-32; Bell 3-27; Legette 2-33; Brown 1-16; Hemingway 1-16; Adkins 1-6; Stogner 1-(-1). **VU:** Sheppard 6-95; Skinner Jr. 4-79; McGowan 4-20; Bresnahan 2-20; Ball 1-9; Davis 1-5.

**PUNT RETURNS: SC:** None. **VU:** Sheppard 1-(-1).

**KICKOFF RETURNS: SC:** Legette 1-20; McDowell 1-17. **VU:** McGowan 1-32; Lutz 1-20.

**INTERCEPTION RETURNS: SC:** Fortune 1-5; Rush 1-0. **VU:** None.



**GM**  
**10**

**Florida 38**  
**South Carolina 6**

**November 12, 2022**  
**Ben Hill Griffin Stadium**  
**Gainesville, Fla.**  
**89,454**



**GAINESVILLE, FLA. (AP)** — Montrell Johnson Jr. ran for a career-high 161 yards and a touchdown, Anthony Richardson accounted for three scores in what might have been his final home game at Florida and the Gators steamrolled South Carolina 38-6 on Saturday.

Florida (6-4, 3-4 Southeastern Conference) avenged an ugly loss to the Gamecocks last season, won consecutive league games for the first time in nearly two years and became bowl eligible in coach Billy Napier's first season.

The Gators dominated from the start, scoring on their first four drives and leading 24-0 before South Carolina (6-4, 3-4) crossed midfield. Richardson opened the drubbing with a 3-yard run and doubled the lead with a 15-yard strike to Ricky Pearsall. Freshman Trevor Etienne had the play of the game: an 85-yard TD run that made it 21-0 late in the first quarter.

South Carolina's third quarter was somehow worse than its first. Coach Shane Beamer's team fumbled three times in its first four snaps out of the locker room, gift-wrapping three short fields for Florida that resulted in a missed field goal, a touchdown and a turnover on downs.

Florida's defense played its best game of the season, with the highlight coming when 415-pound defensive tackle Desmond Watson ripped the ball out of Jaheim Bell's arms and rambled 8 yards the other way. Watson was so tired that he barely celebrated when he reached teammates eagerly awaiting his arrival on the sideline.

Nonetheless, it was just the start of an hours-long party for the Gators, who finished with 374 yards rushing.

Richardson completed 11 of 23 passes for 112 yards and two touchdowns. He also ran for 96 yards and a score. Etienne finished with 100 yards on the ground.

At one point, Florida had three guys with at least 100 yards rushing — a feat last accomplished by the Gators in 1984. But Richardson lost 6 yards on a sack in the fourth before heading to the bench.

Little went right for South Carolina, which played without running back MarShawn Lloyd (thigh bruise).

**FAKE PUNT**

South Carolina's lone highlight was a fake punt late in the second quarter. Punter Kai Kroeger took the snap and connected with Dakereon Joyner for a 48-yard score. Joyner was all alone on the right side of the field and had one guy to beat, receiver Xzavier Henderson, for the touchdown.

<b>South Carolina</b>	<b>0</b>	<b>6</b>	<b>0</b>	<b>0</b>	<b>6</b>
<b>Florida</b>	<b>21</b>	<b>3</b>	<b>7</b>	<b>7</b>	<b>38</b>

**SCORING SUMMARY**

1st	9:17	UF	Richardson 3-yard run (Mihalek kick) (14-75-5:43)	0-7
1st	4:31	UF	Pearsall 15-yard pass from Richardson (Mihalek kick) (7-64-2:40)	0-14
1st	1:59	UF	Etienne 85-yard run (Mihalek kick) (2-85-0:21)	0-21
2nd	6:24	UF	Mihalek 28-yard field goal (11-82-6:19)	0-24
2nd	1:52	SC	Joyner 48-yard pass from Kroeger (Kroeger pass failed) (9-75-4:32)	6-24
3rd	9:43	UF	Odom 4-yard pass from Richardson (Mihalek kick) (3-12-1:15)	6-31
4th	6:02	UF	Johnson Jr. 8-yard run (Mihalek kick) (8-48-4:08)	6-38

**TEAM STATISTICS**

	<b>SC</b>	<b>UF</b>
First Downs	11	26
Rushing	6	15
Passing	4	10
Penalty	1	1
Net Yards Rushing	44	374
Rushing Attempts	23	54
Net Yards Passing	193	141
Cmp.-Att.-Int.	19-27-0	13-25-0
Total Offense Yards	237	515
Total Offense Plays	50	79
Fumbles: No.-Lost	3-3	4-1
Penalties: No.-Yards	11-82	7-50
Punts-Yards	6-270	2-116
Avg. Yards Per Punt	45.0	58.0
Punt Returns: No.-Yards	1-37	3-0
Kickoff Returns: No.-Yards	2-30	0-0
Interceptions: No.-Yards	0-0	0-0
Possession Time	23:40	36:20
Third Down Conversions	3-11	9-15
Fourth Down Conversions	1-2	1-2
Red Zone Scores-Chances	0-1	5-8
Sacks By: No.-Yards	3-15	3-24
PAT Kicks	0-0	5-5
Field Goals	0-0	1-2

**INDIVIDUAL STATISTICS**

**RUSHING: SC:** Bell 12-30; Joyner 2-17; McDowell 2-11; Legette 1-(-1); Rattler 6-(-13). **UF:** Johnson Jr. 24-161; Etienne 8-100; Richardson 15-96; Wright 3-15; Lingard 1-10; Pearsall 1-7; Team 1-(-5); Crawshaw 1-(-10).

**PASSING: SC:** Rattler 18-26-0-145; Kroeger 1-1-0-48. **UF:** Richardson 11-23-0-112; Kitna 2-2-0-29.

**RECEIVING: SC:** Vann 3-40; Brooks 3-30; A. Brown 3-19; Joyner 2-73; Wells Jr. 2-16; Bell 2-6; Legette 2-6; McDowell 2-3. **UF:** Douglas 3-53; Henderson 2-15; Odom 2-6; Jackson 1-23; Pearsall 1-15; Zanders 1-11; Burke 1-6; Johnson Jr. 1-6; Pouncey 1-6.

**PUNT RETURNS: SC:** Vann 1-37. **UF:** Henderson 2-(-11); Pearsall 1-11.

**KICKOFF RETURNS: SC:** Legette 1-23; McDowell 1-7. **UF:** None.

**INTERCEPTION RETURNS: SC:** None. **UF:** None.

**GM  
11**

**South Carolina 63  
#5/5 Tennessee 38**



**November 19, 2022  
Williams-Brice Stadium  
Columbia, S.C.  
79,041**



**COLUMBIA, S.C. (AP)** — Spencer Rattler had the best day of his unpredictable career, throwing for 458 yards and six touchdowns as South Carolina beat No. 5 Tennessee 63-38 on Saturday night, all but eliminating the Volunteers from the playoffs.

Tennessee (9-2, 6-2 Southeastern, No. 5 CFP) may have also lost Heisman Trophy candidate Hendon Hooker, who left the game in the fourth quarter with a leg injury, falling and fumbling without being hit.

Even before the injury, the quarterback of the night was Rattler, who went from Heisman contender to the bench at Oklahoma in 2021.

The junior came into the night with nine interceptions and eight touchdowns and averaging 198 yards a game passing. There were questions about whether the Gamecocks (7-4, 4-4) might want to test out the backup.

But Rattler was patient in the pocket, dropping passes into the narrowest of windows. He completed 30 of 37 passes and ran when he had to with five carries for 16 yards. And he even caught a pass in the red zone from Dakeron Joyner, who South Carolina typically uses as a running threat under center.

"He was on. You talk about players and being in the zone," South Carolina coach Shane Beamer said.

Rattler's best day before Saturday was 387 yards against Kansas State for Oklahoma in 2020 and five TDs for the Sooners against Western Carolina in 2021.

Antwane Wells Jr. caught 11 passes for 177 yards and Josh Vann and Jaheim Bell each caught two touchdowns for the Gamecocks. Joyner had two rushing scores.

"Our whole mindset going into this game was attack. You weren't going to win this game punting on fourth down," said Beamer, whose team converted both of its fourth down tries and were 8 of 11 on third down.

The Tennessee defense could do almost nothing to stop the 11th best offense in the SEC. The Gamecocks gained 606 yards after failing to get over 300 yards in three of their past four games.

The 63 points were the most the Vols have ever allowed in an SEC game, eclipsing the 62-37 loss to Steve Spurrier's Florida in 1995.

"This one needs to hurt," Tennessee coach Josh Heupel said at his news conference under the stands as shouts of "Game!" "Cocks!" could be heard from students who rushed the field.

Hooker was 25 of 42 for 247 yards and three TDs before his injury. He didn't have his typical crisp game, overthrowing receivers and missing a few wide open throws. There was no immediate word on the severity of his hurt leg, but he did not return to the game.

**SAND(STORM) THE FIELD**

Beamer said before the game his youngest daughter Olivia texted him and said all she wanted for Christmas was to storm the field.

Sure enough, South Carolina fans rushed out of the stands after the win. It was so chaotic, Beamer couldn't find her. But he remembered.

"Santa will certainly bring you something, but Mom and I are certainly out of presents," Beamer said.

**THE TAKEAWAY**

Tennessee: A promising season for Tennessee imploded when the defense could not make a stop. South Carolina scored touchdowns on nine of 11 drives. One of the unsuccessful ones was a one-play drive that ended the first half.

South Carolina: The Gamecocks beat a Top 5 team for only the seventh time. It was their biggest win since knocking off No. 2 Georgia 20-17 in 2019 in double overtime. The 63 points were the most in an SEC game by the Gamecocks since they beat Mississippi State 65-39 in 1995.

<b>Tennessee</b>	<b>7</b>	<b>17</b>	<b>7</b>	<b>7</b>	<b>38</b>
<b>South Carolina</b>	<b>21</b>	<b>14</b>	<b>7</b>	<b>21</b>	<b>63</b>

**SCORING SUMMARY**

1st	10:34	SC	Bell 19-yard pass from Rattler (Jeter kick) (9-75-4:26)	7-0
1st	9:30	UT	Small 31-yard run (McGrath kick) (4-75-1:04)	7-7
1st	6:25	SC	Vann 60-yard pass from Rattler (Jeter kick) (5-65-2:59)	14-7
1st	1:15	SC	McDowell 11-yard pass from Rattler (Jeter kick) (7-64-3:18)	21-7
2nd	12:24	UT	Tillman 3-yard pass from Hooker (McGrath kick) (14-75-3:51)	21-14
2nd	9:06	SC	Joyner 1-yard run (Jeter kick) (7-74-3:18)	28-14
2nd	4:58	UT	McGrath 27-yard field goal (12-65-4:08)	28-17
2nd	2:04	SC	Vann 18-yard pass from Rattler (9-75-2:54)	35-17
2nd	0:12	UT	McCoy 7-yard pass from Hooker (McGrath kick) (11-75-1:52)	35-24
3rd	9:53	UT	Fant 41-yard pass from Hooker (McGrath kick) (6-74-1:01)	35-31
3rd	5:03	SC	Wells Jr. 3-yard run (Jeter kick) (9-65-4:50)	42-31
4th	11:41	SC	Bell 2-yard pass from Rattler (Jeter kick) (11-75-6:12)	49-31
4th	9:26	SC	Joyner 3-yard run (Jeter kick) (4-17-2:02)	56-31
4th	2:06	SC	Brooks 20-yard pass from Rattler (Jeter kick) (9-82-5:13)	63-31
4th	1:14	UT	Tillman 21-yard pass from Milton III (McGrath kick) (4-75-0:46)	63-38

**TEAM STATISTICS**

	<b>UT</b>	<b>SC</b>
First Downs	31	35
Rushing	8	12
Passing	18	19
Penalty	5	4
Net Yards Rushing	152	153
Rushing Attempts	28	38
Net Yards Passing	355	453
Cmp.-Att.-Int.	29-50-0	31-38-0
Total Offense Yards	507	606
Total Offense Plays	78	76
Fumbles: No.-Lost	1-1	0-0
Penalties: No.-Yards	7-60	9-75
Punts-Yards	3-107	1-55
Avg. Yards Per Punt	35.7	55.0
Punt Returns: No.-Yards	1-9	0-0
Kickoff Returns: No.-Yards	3-53	2-45
Interceptions: No.-Yards	0-0	0-0
Possession Time	21:02	38:58
Third Down Conversions	5-12	8-11
Fourth Down Conversions	2-3	2-2
Red Zone Scores-Chances	4-5	8-8
Sacks By: No.-Yards	1-10	1-10
PAT Kicks	5-5	9-9
Field Goals	1-1	0-0

**INDIVIDUAL STATISTICS**

**RUSHING: UT:** Small 11-80; Wright 6-28; Hooker 5-25; Milton III 2-17; Sampson 4-2. **SC:** Bell 17-82; A. Brown 3-39; Joyner 6-21; Rattler 5-16; Wells Jr. 1-3; Legette 2(-2); Teama 1(-2); McDowell 3(-4).

**PASSING: UT:** Hooker 25-42-0-247; Milton III 4-8-0-108. **SC:** Rattler 30-37-0-438; Joyner 1-1-0-15.

**RECEIVING: UT:** Tillman 9-81; Hyatt 6-65; White 5-96; McCoy 3-19; Fant 2-57; Keyton 2-33; Warren 1-6; Saampson 1(-2). **SC:** Wells Jr. 11-177; Bell 5-39; Vann 2-78; Brooks 2-56; Adkins 2-20; McDowell 2-18; Joyner 2-13; Kenion 1-21; Rattler 1-15; Legette 1-7; A. Brown 1-6; Stogner 1-3.

**PUNT RETURNS: UT:** Williams 1-9. **SC:** None.

**KICKOFF RETURNS: UT:** Holiday 3-53. **SC:** Vann 2-45.

**INTERCEPTION RETURNS: UT:** None. **SC:** None.



**GM**  
**12**

**South Carolina 31**  
**#7/8 Clemson 30**

**November 26, 2022**  
**Memorial Stadium**  
**Clemson, S.C.**  
**81,500**



**CLEMSON, S.C. (AP)** — Spencer Rattler threw for 360 yards and two touchdowns, Mitch Jeter hit the go-ahead field goal with 11 minutes left and South Carolina crushed the playoff hopes of a second straight top-10 team with a 31-30 victory at No. 7 Clemson on Saturday.

The Gamecocks (8-4, 3-2 SEC) were the talk of college football last week after their 63-38 dismantling of then fifth-ranked Tennessee, ending the Vols' hopes of a College Football Playoff berth.

South Carolina and Rattler, who threw for 438 yards and six touchdowns against Tennessee, ended any chance Clemson (10-2, 6-1 ACC, CFP No. 8) had of reaching the CFP. The Gamecocks rallied from 14-0 down 10 minutes in to end Clemson's seven-game series winning streak and 40-game home streak that dated to 2016.

Antwane Wells Jr. had nine catches for 131 yards, including touchdowns of 4 and 72 yards.

Clemson was looking to set a series record with its eighth in a row over South Carolina. And the Tigers were up 30-21 midway through the third period after Will Shipley's 11-yard burst to the end zone.

That's when Wells, the James Madison transfer, broke behind the defense for a 72-yard scoring catch two plays later.

After Clemson's three-and-out, Rattler moved the Gamecocks to the Tigers 10 before Jeter connected for a 35-yard kick to go 10 of 10 on the season.

Clemson had no answer after South Carolina took the lead. The Tigers managed only 15 yards on three series as DJ Uiagalelei went a combined 0-of-6 passing with an interception.

Clemson got the ball back a final time with 2:09 left, but Antonio Williams fumbled on a punt return and South Carolina's Nick Emmanwori recovered.

The Gamecocks went wild in celebration, rushing to the team's fans and band in Death Valley's West end zone.

Wells wrapped it up with his final catch for a first down with 1:04 left. Rattler took the final snap and heaved the ball high in the air in joy.

**THE TAKEAWAY**

South Carolina: The Gamecocks probably wish there was more left to the season. It's been a landmark regular season in Shane Beamer's second season as coach, with wins over ranked Kentucky, vs. Texas A&M and against the seemingly CFP-bound Vols before beating rival Clemson.

Clemson: This was not the way the Tigers hoped to head into the ACC title game against North Carolina next week. Clemson needed to win out and defeat the Tar Heels for any chance to reach the College Football Playoff.

<b>South Carolina</b>	<b>0</b>	<b>14</b>	<b>14</b>	<b>3</b>	<b>31</b>
<b>Clemson</b>	<b>14</b>	<b>9</b>	<b>7</b>	<b>0</b>	<b>30</b>

**SCORING SUMMARY**

1st	12:15	CU	Trotter 35-yard interception return (Potter kick)	0-7
1st	5:52	CU	Uiagalelei 9-yard run (Potter kick)	0-14
2nd	13:59	SC	Wells Jr. 4-yard pass from Rattler (Jeter kick) (8-51-3:08)	7-14
2nd	10:05	CU	SAFETY: Rattler tackled in end zone	7-16
2nd	8:24	SC	Rattler 4-yard run (Jeter kick) (4-37-1:31)	14-16
2nd	6:14	CU	Williams 11-yard pass from Uiagalelei (Potter kick) (5-75-2:10)	14-23
3rd	12:06	SC	Bell 2-yard run (Jeter kick) (4-26-1:52)	21-23
3rd	4:35	CU	Shipley 11-yard run (Potter kick) (6-47-2:35)	21-30
3rd	3:45	SC	Wells Jr. 72-yard pass from Rattler (Jeter kick) (2-75-0:50)	28-30
4th	10:54	SC	Jeter 35-yard field goal (10-54-6:21)	31-30

**TEAM STATISTICS**

	<b>SC</b>	<b>CU</b>
First Downs	14	17
Rushing	2	10
Passing	11	5
Penalty	1	2
Net Yards Rushing	55	237
Rushing Attempts	31	37
Net Yards Passing	360	99
Cmp.-Att.-Int.	25-39-2	8-29-1
Total Offense Yards	415	336
Total Offense Plays	70	66
Fumbles: No.-Lost	0-0	2-2
Penalties: No.-Yards	5-55	3-23
Punts-Yards	7-376	9-410
Avg. Yards Per Punt	53.7	45.6
Punt Returns: No.-Yards	2-33	3-37
Kickoff Returns: No.-Yards	2-42	1-27
Interceptions: No.-Yards	1-0	2-35
Possession Time	32:57	27:03
Third Down Conversions	3-13	7-16
Fourth Down Conversions	2-2	0-0
Red Zone Scores-Chances	4-5	3-3
Sacks By: No.-Yards	1-6	4-12
PAT Kicks	4-4	4-4
Field Goals	1-1	0-0

**INDIVIDUAL STATISTICS**

**RUSHING: SC:** Bell 9-29; Lloyd 11-17; Brooks 10-15; Beal-Smith 2-2; Joyner 1-(-1); Team 1-(-2); Rattler 6-(-5). **CU:** Shipley 15-132; Uiagalelei 12-51; Mafah 7-42; Pace 2-8; Williams 1-4.

**PASSING: SC:** Rattler 25-39-2-360. **CU:** Uiagalelei 8-29-1-99.

**RECEIVING: SC:** Wells Jr. 9-131; Adkins 4-62; Brooks 3-33; Vann 2-56; A. Brown 2-3; Bell 2-2; McDowell 1-65; Stogner 1-5; Lloyd 1-3. **CU:** Collins 2-65; Shipley 2-13; Williams 2-11; Ngata 1-7; Briningstool 1-3.

**PUNT RETURNS: SC:** A. Brown 2-33. **CU:** Williams 3-37.

**KICKOFF RETURNS: SC:** Legette 2-42. **CU:** Mafah 0-19; Shipley 1-8.

**INTERCEPTION RETURNS: SC:** Dial 1-0. **CU:** Trotter Jr. 1-35; Mickens 1-0.

GM  
13#19/20 Notre Dame 45  
#20/19 South Carolina 38

December 30, 2022

TIAA Bank Field  
Jacksonville, Fla.  
67,383

**JACKSONVILLE, FLA. (AP)** — Tyler Buchner accounted for five touchdowns to help offset two interceptions returned for TDs, and No. 19 Notre Dame beat 20th-ranked South Carolina 45-38 in a wild TaxSlayer Bowl.

The highest-scoring game in Gator Bowl history was filled with big plays and memorable moments. But Buchner delivered the knockout blow when he found tight end Mitchell Evans wide open for a 16-yard touchdown on a third-and-7 play with 1:38 remaining.

Buchner, who regained the starting job after Drew Pyne entered the transfer portal following the regular-season finale, threw for 274 yards and three touchdowns. He also ran for 61 yards and two scores.

But his three interceptions nearly proved too much to overcome.

O'Donnell Fortune returned one of them 100 yards for a touchdown in the fourth quarter, and DQ Smith returned another 47 yards for a score in the first. But Buchner bounced back from both miscues to earn his first victory in three career starts.

Notre Dame (9-4, No. 21 CFP) overcame a 14-point deficit and won despite South Carolina's scoring on the two pick-6s and on special teams. Punter Kai Kroger connected with long-snapper Hunter Rogers for one of the oddest TDs in bowl lore.

Spencer Rattler completed 29 of 44 passes for 246 yards for the Gamecocks (8-5, No. 19 CFP), with an interception and two touchdowns to Xavier Legette.

South Carolina was missing a number of key starters, including running back MarShawn Lloyd, versatile tight end Jaheim Bell, tight end Austin Stogner, defensive lineman Zacch Pickens, safety Devonn Reed, cornerbacks Cam Smith and Darius Rush, and receivers Josh Vann and Jalen Brooks.

Notre Dame played without All-American tight end Michael Mayer, standout edge rusher Isaiah Foskey, cornerback Cam Hart and defensive lineman Jayson Ademilola.

Notre Dame	7	10	14	14	45
South Carolina	21	3	7	7	38

## SCORING SUMMARY

1st	11:48	SC	Legette 13-yard pass from Rattler (Jeter kick) (10-75-3:12)	7-0
1st	5:54	ND	Buchner 15-yard run (Grupe kick) (10-50-3:37)	7-7
1st	2:27	SC	Rogers 23-yard pass from Kroeger (Jeter kick) (9-75-3:27)	14-7
1st	0:44	SC	Smith 47-yard interception return (Jeter kick)	21-7
2nd	8:36	ND	Grupe 37-yard field goal (12-56-7:08)	21-10
2nd	5:18	SC	Jeter 45-yard field goal (10-48-3:18)	24-10
2nd	5:06	ND	Diggs 75-yard pass from Buchner (Grupe kick) (1-75-0:12)	24-17
3rd	10:28	ND	Buchner 11-yard run (Grupe kick) (5-68-2:21)	24-24
3rd	8:31	SC	Legette 42-yard pass from Rattler (Jeter kick) (5-67-1:48)	31-24
3rd	0:31	ND	Lenzy 44-yard pass from Buchner (Grupe kick) (1-44-0:08)	31-31
4th	12:41	ND	Diggs 39-yard run (Grupe kick) (7-73-2:13)	31-38
4th	7:42	SC	Fortune 100-yard interception return (Jeter kick)	38-38
4th	1:38	ND	Evans 16-yard pass from Buchner (Grupe kick) (12-80-6:01)	38-45

## TEAM STATISTICS

	ND	SC
First Downs	27	20
Rushing	14	5
Passing	13	13
Penalty	0	2
Net Yards Rushing	264	75
Rushing Attempts	46	22
Net Yards Passing	294	287
Cmp.-Att.-Int.	19-34-3	31-49-1
Total Offense Yards	558	362
Total Offense Plays	80	71
Fumbles: No.-Lost	0-0	1-1
Penalties: No.-Yards	4-40	8-73
Punts-Yards	4-200	6-240
Avg. Yards Per Punt	50.0	40.0
Punt Returns: No.-Yards	1-7	2-7
Kickoff Returns: No.-Yards	1-18	2-52
Interceptions: No.-Yards	1-0	3-142
Possession Time	36:39	23:21
Third Down Conversions	11-19	5-15
Fourth Down Conversions	1-1	1-2
Red Zone Scores-Chances	4-5	1-1
Sacks By: No.-Yards	3-6	2-21
PAT Kicks	6-6	5-5
Field Goals	1-1	1-1

## INDIVIDUAL STATISTICS

**RUSHING: ND:** Estime 14-95; Diggs 13-89; Buchner 12-61; Tyree 5-21; Team 2-(-2). **SC:** Rattler 7-37; McDowell 6-28; Beal-Smith 3-8; Joyner 1-8; Brown 1-2; Amos 1-(-2); Wells Jr. 1-(-2); Legette 2-(-4).

**PASSING: ND:** Buchner 18-33-3-274; Sherwood 1-1-0-20. **SC:** Rattler 29-46-1-246; Joyner 1-1-0-18; Kroeger 1-1-0-23; Team 0-1-0-0.

**RECEIVING: ND:** Thomas 5-67; Lenzy 4-89; Tyree 4-10; Evans 3-39; Diggs 2-81; Estime 1-8. **SC:** Legette 7-78; Adkins 5-78; Wells Jr. 5-30; Brown 4-22; Joyner 3-35; McDowell 3-13; Beal-Smith 2-7; Rogers 1-23; Blake 1-1.


**PUNT RETURNS: ND:** Salerno 1-7. **SC:** Brown 2-7.

**KICKOFF RETURNS: ND:** Tyree 1-18. **SC:** Legette 2-52.

**INTERCEPTION RETURNS: ND:** Morrison 1-0. **SC:** Fortune 1-100; Smith 1-47; Barrett 1-(-5).



# 2022 SOUTH CAROLINA GAMECOCKS



**(8-5, 4-4 SEC EAST)**