



# SOUTH CAROLINA GAMECOCKS BEACH VOLLEYBALL NOTES

Beach Volleyball Contact: Joe Kepler • keplerj@mailbox.sc.edu  
Rice Athletics Center, 1304 Heyward Street, Columbia, S.C. 29208 • Office: 803-777-5539

## SCHEDULE

DATE	OPPONENT	TIME
Seminole Beach Bash (Tallahassee, Fla.)		
2/25	#13 Cal Poly	W, 5-0
	#16 FIU	L, 4-1
2/26	#20 Washington	L, 3-2
	#2 Florida State*	L, 4-1
Tiger Beach Challenge (Baton Rouge, La.)		
3/4	UAB	10 AM
	North Alabama	3 PM
	#5 LSU*	8 PM
3/5	Central Arkansas	10 AM
	Southeastern Louisiana	2 PM
<b>CAROLINA CHALLENGE (COLUMBIA, S.C.)</b>		
3/10	STEPHEN F. AUSTIN	11 AM
	STETSON	5 PM
3/11	TULANE	11 AM
	UNCW	3 PM
The March to May (Gulf Shores, Ala.)		
3/17	UCLA	11 AM
	UAB	4 PM
3/18	LMU	9 AM
	Florida State*	4 PM
3/19	Mercer	9 AM
<b>GAMECOCK GRAND SLAM (COLUMBIA, S.C.)</b>		
3/24	HOUSTON CHRISTIAN	10 AM
	ARIZONA STATE	4 PM
3/25	TAMPA	10 AM
	GEORGIA STATE	4 PM
Georgia State Diggin' Duals (Atlanta, Ga.)		
4/7	UAB	8 AM
	Stetson	1 PM
4/8	Georgia State	10:30 AM
	Tennessee Martin	3 PM
<b>PALMETTO INVITATIONAL (COLUMBIA, S.C.)</b>		
4/14	FGCU	11 AM
	COASTAL CAROLINA	5:30 PM
4/15	COLLEGE OF CHARLESTON	10:30 AM
	JACKSONVILLE	5 PM
CCSA Championship (Huntsville, Ala.)		
4/27-29	TBA	-
NCAA Tournament (Gulf Shores, Ala.)		
5/6-8	TBA	-

All times Eastern || Home matches in **BOLD** || \* - CCSA match

## SOCIAL MEDIA



Twitter/Instagram ..... @GamecockBeachVB  
Facebook ..... /GamecockBeachVolleyball

## WEEKEND OPPONENTS



**UAB Blazers (2-2)**  
Saturday, March 4

**ALL-TIME SERIES:** South Carolina leads the all-time series, 10-1 (Since 2014)  
**LAST MEETING:** Gamecocks won, 3-2 (4/2/22).  
**SERIES NOTE:** The Gamecocks have won five games in a row over the Blazers.



**North Alabama (1-3)**  
Saturday, March 4

**ALL-TIME SERIES:** This will be the first meeting between the two programs.  
**LAST MEETING:** N/A  
**SERIES NOTE:** UNA finished 2022 with a 16-14 overall record, a program record for most wins in a single season.



**#5 LSU (4-0)**  
Saturday, March 4

**ALL-TIME SERIES:** LSU leads the all-time series, 13-2 ( Since 2014)  
**LAST MEETING:** LSU won 5-0 (4/29/22)  
**SERIES NOTE:** South Carolina has made four trips to Baton Rouge in the all-time series, most recently in 2021.



**Central Arkansas (0-4)**  
Sunday, March 5

**ALL-TIME SERIES:** South Carolina is 1-0 in the all-time series (Since 2022)  
**LAST MEETING:** Gamecocks won the first-ever meeting, 5-0 (3/4/22)  
**SERIES NOTE:** Central Arkansas finished the 2022 season with a 17-16 overall record.



**Southeastern Louisiana (3-2)**  
Sunday, March 5

**ALL-TIME SERIES:** This will be the first meeting between the two programs.  
**LAST MEETING:** N/A  
**SERIES NOTE:** Southeastern is starting up year four and will lean on three seniors who finished 2022 with 20 wins as individuals.

## 2023 ROSTER

#	NAME	HT.	YR.	EXP.	HOMETOWN (PREVIOUS SCHOOL)
1	VB Trost	5-10	Fr.	HS	Lynchburg, Va. (E.C. Glass)
2	Skylar Allen	5-9	Sr.	3L	Mahomet, Ill. (Callisburg [Texas])
3	Hailey Cabeceiras	5-9	Sr.	1L	New Orleans, La. (LSU)
5	Sadie Nelson	5-10	Fr.	HS	San Antonio, Texas (San Antonio Christian)
6	Rebeca Olariu	5-10	Jr.	TR	Buford, Ga. (College of Charleston)
7	Chase Teal	5-6	So.	1L	Creedmoor, N.C. (Falls Lake Academy)
8	Kristen Schenck	5-9	So.	1L	Cary, N.C. (Crossroads FLEX)
9	Jolie Cranford	5-9	Fr.	HS	Highlands Ranch, Colo. (Highlands Ranch)
10	Simone Priebe	5-11	Gr.	TR	Austin, Texas (Pepperdine)
11	Elizabeth Thompson	6-0	Jr.	2L	Roswell, Ga. (Fellowship Christian School)
12	Morgan Downs	5-10	Fr.	HS	Cary, N.C. (Green Level)
13	Jillian Gleason	5-10	R-Jr.	2L	Burlington, Ontario, Canada (Assumption Catholic)
15	Peyton Gray	5-8	Sr.	3L	Herndon, Va. (Herndon)
16	Kennedy Westendorff	5-9	So.	1L	Dallas, Texas (Highland Park)
18	Kaeli Crews	5-10	Sr.	3L	Winter Garden, Fla. (West Orange)
19	Riley Whitesides	5-11	Jr.	TR	Greenville, S.C. (Mauldin)
20	Samantha Ansel	5-4	Jr.	2L	Columbia, Ohio (Upper Arlington)
22	Allison Coens	5-11	Gr.	TR	Lenexa, Kan. (LSU)
24	Lauren Wilcock	5-10	So.	1L	Mendham, N.J. (West Morris Mendham)
28	Presley Wright	5-10	Fr.	HS	Dallas, Texas (Highland Park)
30	Sophie Bengoechea	5-6	Jr.	2L	San Antonio, Texas (Int. School of the Americas)
32	Hannah Mackenhausen	5-8	Jr.	2L	San Diego, Calif. (Cathedral Catholic)

### COACHING STAFF

**Head Coach:** Moritz Moritz (10th season, Colorado State, 2006)

**Assistant Coach/Recruiting Coordinator:** RJ Abella (10th season, Wichita State, 2009)

**Strength and Conditioning Coach:** Katelyn Woolfolk

**Athletic Trainer:** Jenn Herod, Abaigeal Field





**MATCH NOTES: WEEK TWO (TIGER BEACH CHALLENGE)**

**QUICK FACTS**

**Director of Communications/PR** ..... Steve Fink  
**Associate Director/Beach Contact** ..... Joe Kepler  
**Office Phone** ..... (803) 777-5539  
**Kepler Email** ..... keplerj@mailbox.sc.edu  
**Department Website** ..... GamecocksOnline.com  
**Department Facebook** ..... /GamecocksOnline  
**Department Twitter** ..... @GamecocksOnline  
**Mailing Address** ..... 1304 Heyward St.  
 ..... Rice Athletics Center Columbia, S.C. 29208  
**Colors** ..... Garnet (PMS 202C) & Black  
**Nickname** ..... Gamecocks  
**Affiliation** ..... NCAA Division I  
**President** ..... Michael Amiridis  
**Athletics Director** ..... Ray Tanner  
**Location** ..... Columbia, S.C.  
**Founded** ..... 1801  
**Enrollment** ..... 35,468  
**Home Venue** ..... Wheeler Beach  
**Conference** ..... Coastal Collegiate Sports Association  
**NCAA Tournament Appearances** ..... 2017, 2018  
**2022 Record** ..... 20-12  
**2022 Conference Record** ..... 1-5  
**2022 Conference Finish** ..... 4th  
**Starters Returning/Lost** ..... 6/4  
**Letterwinners Returning/Lost** ..... 14/6  
**Newcomers** 5 Freshmen/3 Transfers/1 Crossover

**PRONUNCIATION GUIDE**

Sophie **BENGOECHEA** ..... Bengo-Chee-ah  
 Hailey **CABECEIRAS** ..... Cah-bah-sare-us  
 Hannah **MACKENHAUSEN** ..... Mack-in-house-in  
**MORITZ MORITZ** ..... More-Its  
 Rebeca **OLARIU** ..... Oh-lar-oo  
 Simone **PRIEBE** ..... Pree-Bee  
 Kristen **SCHENCK** ..... Shenk

**AVCA POLL (FEB. 28)**

RANK	SCHOOL (1ST-PLACE VOTES)	RECORD	PREV.
1	UCLA (27)	6-0	1
2	Florida State	5-0	2
3	TCU	4-0	3
4	USC (1)	2-0	4
5	LSU	4-0	5
6	GCU	3-1	6
7	Stanford	4-2	9
8	LMU	2-0	7
9	Hawai'i	3-3	10
10	Georgia State	4-0	8
11	Stetson	4-0	15
12	California	1-1	11
13	FAU	3-1	12
14	Long Beach State	0-2	14
15	FIU	3-2	16
16	Washington	2-2	20
17	Arizona	4-0	18
18	Pepperdine	0-0	17
19	South Carolina	1-3	19
20	Coastal Carolina	2-2	NR

**Receiving votes:** Cal Poly (35 votes), Tulane (12), Arizona State (9), Florida Gulf Coast (7), Boise State (4), Charleston (3), North Florida (1)

**NOTEWORTHY**

**SEMINOLE BEACH BASH NOTABLES**

- Three Gamecocks made their debuts in week one - Allison Coens, Jolie Cranford and Simone Priebe - and all three recorded their first wins in the Garnet and Black. Cranford teamed with sophomore Lauren Wilcock for the team's winningest pair of the weekend. The duo went 3-1 at the number four pairing.
- VB Trost and Riley Whitesides also competed for the first time, both seeing action on the exhibition court.
- The team's 5-0 win over No. 13 Cal Poly in the season opener was the fourth time in program history that it swept a ranked opponent.
- Over the four duals, the team went 2-3 in three-set matches and of the 45 total sets played, 14 were deuce sets (decided by the minimum two points) The Gamecocks came out on top in six of those 14 sets.

**PRESEASON NOTABLES**

- The preseason CCSA all-conference team was announced on Wednesday, Feb. 22, with a pair of Gamecocks making the squad. Simone Priebe and Kaeli Crews represented the 10-member team, with freshman Jolie Cranford also on the conference's Watch List.
- On the 2023 schedule, the Gamecocks will face eight of the 16 teams that made up the 2022 NCAA tournament field.
- The team spent three weekends competing in pairs tournaments during the fall semester, starting at home on Oct. 8 with an all-day pairs tournament on Wheeler Beach. The Gamecocks hosted UNCW, College of Charleston and Coastal Carolina and finished the day with a 28-4 record in matches. The next competition was the Collegiate Beach Bash Oct. 28-29, with a field of over 75 pairs and 10 teams. The larger field didn't slow down the team's success, South Carolina finished the two-day tournament with a 39-15 record - the win total and win percentage led all teams in attendance.
- The team split up for the final weekend of the fall, as the AVCA hosted the first-ever Collegiate Pairs National Championship Nov. 4-6, also in Huntsville. The Gamecocks received two bids for the tournament, sending Skylar Allen and Simone Priebe in one pair and Kaeli Crews and Hannah Mackenhausen in the other. Allen and Priebe finished 11th overall in the field of 64 pairs, Crews and Mackenhausen placed 50th.

**SCOUTING THE WEEKEND FIELD**

**UAB**

- South Carolina leads the all-time series, 10-1 ( Since 2014). In the last meeting, the Gamecocks won, 3-2 (April 2, 2022).
- The Gamecocks have won five games in a row over the Blazers.
- UAB finished the 2022 season with a 17-18 overall record. In week one, the team went 2-2 with wins over Central Arkansas and Texas A&M-Corpus Christi.

**NORTH ALABAMA**

- This will be the first meeting between the two programs.
- The Lions compete in the ASUN Conference.
- UNA finished the 2022 season with a 16-14 overall record, a program record for most wins in a single season. In week one, the team went 1-3 with a win over Nicholls.

**#5 LSU**

- LSU leads the all-time series, 13-2 (Since 2014). In the last meeting, LSU won 5-0 (April 29, 2022).
- South Carolina has made four trips to Baton Rouge in the all-time series, most recently in 2021.
- LSU finished the 2022 season ranked 5th nationally, qualifying for the NCAA tournament and finishing with a 32-12 overall record. In week one, the team went 4-0 with wins over Tulane, North Alabama, Nicholls and New Orleans.

**CENTRAL ARKANSAS**

- South Carolina is 1-0 in the all-time series; the two teams met for the first time last season with the Gamecocks winning 5-0 on March 4.
- The Bears compete in the ASUN Conference.
- Central Arkansas finished the 2022 season with a 17-16 overall record. In week one, the team went 0-4 at Houston Christian.

**SOUTHEASTERN LOUISIANA**

- This will be the first meeting between the two programs.
- Southeastern is starting up year four and will lean on three seniors who finished 2022 with 20 wins as individuals.
- The Lions finished the 2022 season with a 12-21 overall record. In week one, the team went 3-2 with wins over Spring Hill, Chattanooga and William Carey.





**MATCH NOTES: WEEK TWO (TIGER BEACH CHALLENGE)**

**NOTEWORTHY**

**VETERAN STAFF ENTERS YEAR 10**

With South Carolina reaching its 10th season of competition, Head coach Moritz Moritz and assistant coach RJ Abella have been together since day one. Across all of collegiate beach volleyball, the duo is currently tied only with UCLA (Stein Metzger and Jenny Johnson Jordan) in terms of longest tenure together as a staff. Along with NCAA tournament berths in 2017 and 2018, the coaches have also enjoyed six 20-win seasons and a .621 win percentage through the first nine seasons.

**SOPHOMORE CORP ASKED TO TAKE NEXT STEP**

Year two will be an important one for three South Carolina sophomores, two of which already are contributing in the starting lineup. Kennedy Westendorff earned a spot in the team's lineup at the CCSA conference tournament last April, coming in at the fifth flight, and started her 2023 season all the way up in the second pairing with Kaeli Crews. The two went 2-2 at the Seminole Beach Bash, capped off by an impressive three-set win over No. 2 Florida State.

Lauren Wilcock already made a good first impression, her 24 wins in 2022 matched the program record for a freshman. She started the season in Tallahassee the fourth position, paired with freshman Jolie Cranford. The two were the most successful Gamecock pair on the weekend, picking up three wins over top-20 opponents with the lone blemish coming against the Seminoles.

The final sophomore to keep an eye on this spring is Chase Teal. She spent week one competing in the exhibition pair but may soon find her way into a starting spot. As a freshman, injuries pressed her into the No. 1 pairing late in the season and she came away with wins against College of Charleston and UNCW. The coaching staff is high on her fall development and could put her back in the mix.

**ALLEN NEARS IMPRESSIVE RECORD**

Skylar Allen already owns a place in program history as its first all-american, but the senior is nearing some notable milestones going into her fourth spring. She is already the fifth Gamecock to ever reach 20 career wins in the No. 1 position of the lineup, her 38 wins currently ranks second all-time behind only Shannon Williams (45 wins from 2016-19).

Of the five women with 20 or more wins at No. 1, Allen's career win percentage of .575 is the highest. Overall, Allen enters the season with 46 career wins and can realistically become the 10th Gamecock in program history to reach 50 wins early in the spring.

**TRIO BUILDING OFF 2022 SUCCESS**

Three Gamecocks made a big jump last spring and are hoping to make a habit of winning in 2023. Senior Kaeli Crews went from two career starts as a freshman and sophomore to a 24-win season in 2022, including eight wins against ranked opponents and a 13-3 record in the number three pairing. Her partner for the majority of last season, Hannah Mackenhausen, also had a career performance. Now a junior, Mackenhausen built off a 19-13 record as a freshman to go 24-8 in 2022. Lauren Wilcock started her career as a Gamecock off on a high note, going 24-8 as a freshman, including a 21-7 record at the No. 2 position. Her win total and .750 winning percentage for the season were both the best by a Gamecock freshman in program history.

**GAMECOCKS IN THE NATIONAL RANKS**

The team earned its first-ever ranking by the AVCA on March 6, 2017, and have not left the polls since. The Gamecocks peaked at No. 8 in the polls in 2018 and check in at No. 19 in the Feb. 28 poll, marking 61 weekly rankings in a row in the coaches poll. As the team has maintained its poll position, so has its scheduling: over the last five completed seasons (2017, '18, '19, '21 and '22), South Carolina averages around 15 duals played against ranked opponents per season.

**MILESTONE TRACKER**

INDIVIDUAL	MILESTONE	CURRENT	NEEDED	
Allen	1st; career wins at No. 1	38	7	
	6th; career wins vs ranked opponents	16	1	
	10th; career dual wins	46	3	
	10th; career conference wins	13	4	
	9th; career matches played	78	15	
Crews	10th; career wins vs ranked opponents	10	4	
	Mackenhausen	5th; career wins at No. 3	22	3
		6th; career wins vs ranked opponents	13	4
	10th; career dual wins	45	4	
	10th; career conference wins	11	6	
	10th; career matches played	68	6	
Priebe	75 career wins	67	8	
Wilcock	3rd; career wins at No. 2	21	24	
	10th; career wins vs ranked opponents	11	3	

**TRANSFERS BOLSTER GAMECOCK ROSTER**

South Carolina returns six players who started in at least half of the team's duals from 2022, but did lose a pair of 20-game winners with Jordan Smith and Abby Carroll along with Whitley Ballard (12-11 at No. 1) and Alyssa Keller (13-5). To fill the gaps in the roster, the staff brought in three transfers who figure to push for starting spots from day one. Graduate transfers Simone Priebe (Pepperdine) and Allison Coens (LSU) competed for four and three seasons, respectively, for their previous teams and junior Rebeca Olariu (College of Charleston) made 53 career starts in her first two seasons as a college athlete - 25 of those starts coming at the number one position for the Cougars.

Priebe totaled 66 career wins and a total winning percentage of .712 at Pepperdine, topped off by career year in 2022 with a 26-7 record in the number two pairing and a spot on the All-WCC first team and Top Flight honors from the AVCA. Coens won a personal-best 23 matches as a freshman at LSU in 2019, including 15 against ranked opponents, and comes to South Carolina with a career record of 32-13. Olariu held her own as a freshman in 2021, winning 12 matches in the top pairing for Charleston and won 14 matches in 2022 while moving all around the lineup.

**WHITESIDES HITS THE BEACH**

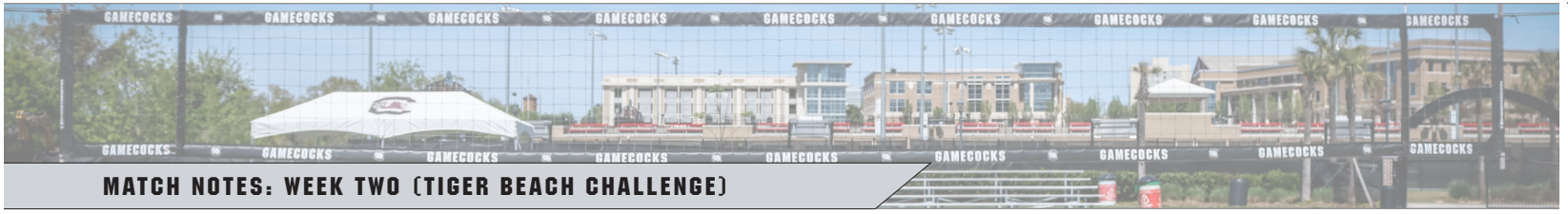
Fans of South Carolina volleyball will recognize a familiar face in the sand this spring, as junior Riley Whitesides joined the roster in January. Whitesides proved to be a versatile athlete on the hardwood, totaling 775 kills and 497 digs through her first three seasons indoors. Most recently, she ranked second on the team in kills, averaging 2.65 per set, and became only the second member of the program over the last 20 seasons with a serve reception percentage north of .960 with 700 or more total receptions.

The last Gamecock to compete as both an indoor and beach volleyball player was Jess Vastine (2017-21), who finished with a career record of 52-41. Whitesides made the travel team for the opening weekend at Florida State, competing in the exhibition pairing with Chase Teal and VB Trost.

**2022 SEASON NOTABLES**

- The Gamecocks finished the 2022 season with a 20-12 overall record and finished 5th in the Coastal Collegiate Sports Association.
- South Carolina's sweep of Erskine on April 20 locked in the team's sixth 20-win season in program history. Counting only completed seasons the six seasons have come all in a row, starting back in 2016. During this run, the program's overall record stands at 125-73 (.628).
- Head coach Moritz Moritz earned his 150th career win vs. College of Charleston on April 9, 2022.
- Carolina finished the season ranked #19 in the final AVCA Collegiate Rankings. The squad reached as high as 14th in the middle of March and never fell out of the Top 20.
- Marquee Carolina victories this season came against No. 11 Florida Atlantic, No. 15 Pepperdine, No. 20 Florida Gulf Coast and No. 20





**MATCH NOTES: WEEK TWO (TIGER BEACH CHALLENGE)**

**NOTEWORTHY**


Tulane.

- Carolina was led by freshman Lauren Wilcock, sophomore Hannah Mackenhausen, junior Kaeli Crews and senior Jordan Smith. All four posted 20+ wins during the season and had winning records against ranked opponents.
- Wilcock's team-high 24 wins as an individual put her just three behind Macie Tendrich's single-season program record of 27 victories.
- Wilcock made the CCSA's five-woman All-Freshman team, making her just the third Gamecock in program history to make the list. On the CCSA's All-Academic team, four more individuals were honored: Skylar Allen, Whitley Ballard, Kaeli Crews and Jordan Smith. It's the most individuals ever to make the cut for South Carolina.
- Jordan Smith won her 50th career match on April 15, defeating Coastal Carolina. She is the ninth Gamecock in program history to reach 50 wins and passed Macie Tendrich's record for fastest road to 50 wins. Tendrich previously reached it in 68 games, Smith needed only 65.

**ALL-TIME RECORDS**

- South Carolina holds a 155-97 (.615) all-time program record, dating back to 2014.
- The Gamecocks joined the CCSA for volleyball in 2016, and have an all-time conference record of 46-34 (.575).
- In matches at Wheeler Beach, Carolina is 68-24 (.739).
- Moritz Moritz is in his tenth season as head coach of the Gamecocks, spanning the entire young history of the program. He earned his 100th career win vs. Texas A&M-Kingsville on April 6, 2019.





**MATCH NOTES: WEEK TWO (TIGER BEACH CHALLENGE)**

**MATCH-BY-MATCH LINEUPS**

OPPONENT	W/L	1ST	2ND	3RD	4TH	5TH
#13 Cal Poly	W	Allen/Priebe	Crews/Westendorff	Coens/Mackenhausen	Cranford/Wilcock	Gleason/Gray
#16 FIU	L	Allen/Priebe	Crews/Westendorff	Coens/Mackenhausen	Cranford/Wilcock	Gleason/Gray
#20 Washington	L	Allen/Priebe	Crews/Westendorff	Coens/Mackenhausen	Cranford/Wilcock	Gleason/Gray
#2 Florida State	L	Allen/Priebe	Crews/Westendorff	Coens/Mackenhausen	Cranford/Wilcock	Gleason/Teal
UAB	-	-	-	-	-	-
North Alabama	-	-	-	-	-	-
#5 LSU	-	-	-	-	-	-
Central Arkansas	-	-	-	-	-	-
Southeastern La.	-	-	-	-	-	-
Stephen F. Austin	-	-	-	-	-	-
Stetson	-	-	-	-	-	-
Tulane	-	-	-	-	-	-
UNCW	-	-	-	-	-	-
UCLA	-	-	-	-	-	-
UAB	-	-	-	-	-	-
LMU	-	-	-	-	-	-
Florida State	-	-	-	-	-	-
Mercer	-	-	-	-	-	-
Houston Christian	-	-	-	-	-	-
Arizona State	-	-	-	-	-	-
Tampa	-	-	-	-	-	-
Georgia State	-	-	-	-	-	-
UAB	-	-	-	-	-	-
Stetson	-	-	-	-	-	-
Georgia State	-	-	-	-	-	-
UT-Martin	-	-	-	-	-	-
FGCU	-	-	-	-	-	-
Coastal Carolina	-	-	-	-	-	-
Jacksonville	-	-	-	-	-	-
Charleston	-	-	-	-	-	-

**ALL-TIME AVCA POLL HISTORY**

Poll Date	Rank	4/8/19	11th	4/19/22	19th
3/6/17	15th	4/15/19	13th	4/26/22	19th
3/13/17	t-10th	4/22/19	16th	5/3/22	19th
3/20/17	t-9th	4/29/19	16th	5/10/22	19th
3/27/17	11th	5/6/19	16th	2/14/23	19th
4/3/17	11th	2/10/20	13th	2/28/23	19th
4/10/17	12th	2/24/20	17th		
4/17/17	12th	3/2/20	15th		
4/24/17	12th	3/9/20	14th		
5/1/17	10th	1/27/21	14th		
5/8/17	8th	3/2/21	13th		
2/19/18	8th	3/9/21	16th		
2/26/18	9th	3/16/21	16th		
3/5/18	8th	3/23/21	15th		
3/12/18	9th	3/30/21	17th		
3/19/18	8th	4/6/21	18th		
3/26/18	8th	4/13/21	16th		
4/2/18	9th	4/20/21	17th		
4/9/18	9th	4/27/21	16th		
4/16/18	9th	5/4/21	16th		
4/23/18	9th	5/11/21	16th		
5/7/18	8th	2/15/22	18th		
2/11/19	9th	3/1/22	18th		
2/25/19	10th	3/8/22	19th		
3/4/19	10th	3/15/22	15th		
3/11/19	10th	3/22/22	14th		
3/18/19	11th	3/29/22	14th		
3/25/19	11th	4/5/22	18th		
4/1/19	11th	4/12/22	18th		

**WINS VS. RANKED TEAMS**

Date	Opponent	Rank	Score	4/10/21	Georgia St.	19th	A, 3-2
4/23/16	FIU	10th	N, 4-1	2/25/22	FGCU	20th	N, 5-0
3/4/17	FIU	11th	N, 3-2	3/11/22	Pepperdine	15th	H, 4-1
3/11/17	Grand Canyon	11th	H, 4-1	3/18/22	FAU	11th	N, 3-2
4/7/17	FIU	13th	N, 5-0	3/20/22	Tulane	20th	N, 4-1
4/7/17	FAU	14th	N, 4-1	2/25/23	Cal Poly	13th	N, 5-0
4/21/17	FIU	10th	N, 3-2				
2/23/18	Georgia St.	12th	N, 5-0				
2/24/18	Stetson	15th	A, 3-2				
2/24/18	FAU	16th	N, 3-2				
3/3/18	FAU	17th	N, 4-1				
3/4/18	Georgia St.	13th	N, 3-2				
3/17/18	Georgia St.	11th	H, 4-1				
3/18/18	LSU	7th	H, 4-1				
3/30/18	Grand Canyon	11th	N, 4-1				
4/13/18	Tulane	19th	H, 3-2				
4/14/18	Charleston	20th	H, 4-1				
4/20/18	Tulane	19th	N, 3-2				
4/21/18	FIU	10th	N, 3-2				
3/2/19	LSU	4th	N, 3-2				
3/12/19	Southern Cal	2nd	N, 3-2				
3/16/19	Georgia St.	18th	H, 3-2				
2/29/20	Southern Cal	4th	N, 3-2				
3/7/20	Long Beach	14th	N, 3-2				
3/8/20	Stetson	10th	N, 3-2				
2/27/21	FIU	13th	N, 4-1				
2/28/21	Stetson	11th	A, 3-2				
3/28/21	Georgia St.	17th	H, 3-2				
4/9/21	Georgia St.	19th	A, 3-2				





### MATCH NOTES: WEEK TWO (TIGER BEACH CHALLENGE)

## PAIR RECORDS

(SORTED BY POSITION)

PAIR	DUAL	CCSA	VS RANKED*	NO. 1	NO. 2	NO. 3	NO. 4	NO. 5
Skylar Allen/Simone Priebe	1-3	0-1	1-3	1-3	--	--	--	--
Kaeli Crews/Kennedy Westendorff	2-2	1-0	2-2	--	2-2	--	--	--
Allison Coens/Hannah Mackenhausen	2-2	0-1	2-2	--	--	2-2	--	--
Jolie Cranford/Lauren Wilcock	3-1	0-1	3-1	--	--	--	3-1	--
Jillian Gleason/Peyton Gray	1-2	--	1-2	--	--	--	--	1-2
Jillian Gleason/Chase Teal	0-1	0-1	0-1	--	--	--	--	0-1
<b>TOTALS</b>	<b>9-11</b>	<b>1-4</b>	<b>9-11</b>	<b>1-3</b>	<b>2-2</b>	<b>2-2</b>	<b>3-1</b>	<b>1-3</b>
<b>WIN PERCENTAGE</b>	<b>.450</b>	<b>.200</b>	<b>.450</b>	<b>.250</b>	<b>.500</b>	<b>.500</b>	<b>.750</b>	<b>.250</b>

\* - Teams ranked in the AVCA Top-20 coaches poll for that dual

# - Exhibition scores are not always reported, full results are not available

## INDIVIDUAL RECORDS

(SORTED BY TOTAL WINS)

INDIVIDUAL	DUAL	CCSA	VS RANKED*	NO. 1	NO. 2	NO. 3	NO. 4	NO. 5
Jolie Cranford	3-1	0-1	3-1	--	--	--	3-1	--
Lauren Wilcock	3-1	0-1	3-1	--	--	--	3-1	--
Kaeli Crews	2-2	1-0	2-2	--	2-2	--	--	--
Kennedy Westendorff	2-2	1-0	2-2	--	2-2	--	--	--
Allison Coens	2-2	0-1	2-2	--	--	2-2	--	--
Hannah Mackenhausen	2-2	0-1	2-2	--	--	2-2	--	--
Skylar Allen	1-3	0-1	1-3	1-3	--	--	--	--
Simone Priebe	1-3	0-1	1-3	1-3	--	--	--	--
Jillian Gleason	1-3	0-1	1-3	--	--	--	--	1-3
Peyton Gray	1-2	0-0	1-2	--	--	--	--	1-2
Chase Teal	0-1	0-1	0-1	--	--	--	--	0-1

\* - Teams ranked in the AVCA Top-20 coaches poll for that dual





**MATCH NOTES: WEEK TWO (TIGER BEACH CHALLENGE)**

## ACTIVE CAREER DUAL-ONLY RECORDS

(SORTED BY TOTAL WINS)

INDIVIDUAL	YEAR	2023	2022	2021	2020	2019	TOTAL	WIN PCT.
Simone Priebe	Gr.	1-3	26-7*	19-9*	6-1*	15-10*	67-30*	.691
Skylar Allen	Sr.	1-3	18-12	22-10	5-7	--	46-32	.590
Hannah Mackenhausen	Jr.	2-2	24-8	19-13	--	--	45-23	.662
Allison Coens	Sr.	2-2	6-3^	--^	3-4^	23-6^	34-15^	.694
Kaeli Crews	Sr.	2-2	24-8	1-0	0-1	--	27-11	.710
Lauren Wilcock	So.	3-1	24-8	--	--	--	27-9	.750
Rebeca Olariu	Jr.	--	13-15#	12-13#	--	--	25-28#	.471
Peyton Gray	Sr.	1-2	9-8	--	--	--	10-10	.500
Jillian Gleason	Jr.	1-3	9-7	--	--	--	10-10	.500
Sophie Bengoechea	Jr.	--	7-7	--	--	--	7-7	.500
Hailey Cabeceiras	Sr.	--	6-4	--	--	--	6-4	.600
Jolie Cranford	Fr.	3-1	--	--	--	--	3-1	.750
Samantha Ansel	Jr.	--	2-3	--	--	--	2-3	.400
Chase Teal	So.	0-1	2-1	--	--	--	2-2	.500
Kennedy Westendorff	So.	2-2	0-4	--	--	--	2-6	.250
Morgan Downs	Fr.	--	--	--	--	--	--	--
Sadie Nelson	Fr.	--	--	--	--	--	--	--
VB Trost	Fr.	--	--	--	--	--	--	--
Presley Wright	Fr.	--	--	--	--	--	--	--
Riley Whitesides	Jr.	--	--	--	--	--	--	--

\* - At Pepperdine from 2019-22

^ - At LSU from 2019-22

# - At College of Charleston from 2021-22

## ACTIVE CAREER DUAL RECORDS BY LINEUP POSITION

(SORTED BY TOTAL WINS)

INDIVIDUAL	YEAR	NO. 1	NO. 2	NO. 3	NO. 4	NO. 5	TOTAL	WIN PCT.
Simone Priebe	Gr.	2-7	34-10	10-2	6-3	15-8	67-30*	.691
Skylar Allen	Sr.	38-28	8-4	--	--	--	46-32	.590
Hannah Mackenhausen	Jr.	--	2-3	22-9	17-10	4-1	45-23	.662
Allison Coens	Sr.	--	--	2-2	0-1	32-12	34-15^	.694
Kaeli Crews	Sr.	--	4-3	13-3	5-1	5-3	27-11	.710
Lauren Wilcock	So.	0-1	21-7	3-0	3-1	--	27-9	.750
Rebeca Olariu	Jr.	12-13	--	--	1-4	12-11	25-28#	.471
Peyton Gray	Sr.	--	1-0	3-4	3-4	3-2	10-10	.500
Jillian Gleason	Jr.	--	--	4-4	--	6-6	10-10	.500
Sophie Bengoechea	Jr.	--	--	--	2-1	5-6	7-7	.500
Hailey Cabeceiras	Sr.	--	--	--	--	6-4	6-4	.600
Jolie Cranford	Fr.	--	--	--	3-1	--	3-1	.750
Samantha Ansel	Jr.	--	--	--	2-1	0-2	2-3	.400
Chase Teal	So.	2-0	--	--	--	0-2	2-2	.500
Kennedy Westendorff	So.	--	2-0	--	--	0-4	2-6	.250
Morgan Downs	Fr.	--	--	--	--	--	--	--
Sadie Nelson	Fr.	--	--	--	--	--	--	--
VB Trost	Fr.	--	--	--	--	--	--	--
Presley Wright	Fr.	--	--	--	--	--	--	--
Riley Whitesides	Jr.	--	--	--	--	--	--	--

\* - At Pepperdine from 2019-22

^ - At LSU from 2019-22

# - At College of Charleston from 2021-22





**MATCH NOTES: WEEK TWO (TIGER BEACH CHALLENGE)**

**CAREER RECORDS**

**PAIRS WINS - OVERALL**

1. Julia Mannisto/Carly Schnieder, 2017, 2018	43
2. Macie Tendrich/Katie Zimmerman (Reilly), 2016, 2017	39
3. Ali Denney/Shannon Williams, 2017, 2018	30
4. Paige Wheeler/Megan Kent, 2014, 2015	25
5. Macie Tendrich/Leah Perri, 2018	24
6. Lydia Dimke/Katie Smith, 2019	23
Morgyn Greer/Carly Schnieder, 2021	23
8. Sarah Blomgren/Aubrey Ezell, 2016	22
Cadie Bates/Katie Smith, 2018	22
10. Franky Harrison/Jade Vitt, 2017	21
Skylar Allen/Katie Smith, 2020-21	21

**PAIRS WINS - DUAL ONLY**

1. Julia Mannisto/Carly Schnieder, 2017, 2018	43
2. Macie Tendrich/Katie Zimmerman (Reilly), 2016, 2017	39
3. Ali Denney/Shannon Williams, 2017, 2018	30
4. Macie Tendrich/Leah Perri, 2018	24
5. Lydia Dimke/Katie Smith, 2019	23
Morgyn Greer/Carly Schnieder, 2021	23
7. Sarah Blomgren/Aubrey Ezell, 2016	22
8. Franky Harrison/Jade Vitt, 2017	21
Skylar Allen/Katie Smith, 2020-21	21
10. Cadie Bates/Katie Smith, 2018	20

**PAIRS WINS - CONFERENCE ONLY**

1. Julia Mannisto/Carly Schnieder, 2017, 2018	19
2. Macie Tendrich/Katie Zimmerman (Reilly), 2016, 2017	15
3. Shannon Williams/Ali Denney, 2017, 2018	13
Morgyn Greer/Carly Schnieder, 2021	13
5. Skylar Allen/Katie Smith, 2020-21	12
6. Jordan Smith/Jess Vastine, 2021	11
7. Franky Harrison/Jade Vitt, 2017	10
Lydia Dimke/Katie Smith, 2019	10
9. Macie Tendrich/Leah Perri, 2018	8
10. Hannah Edelman/Franky Harrison, 2018-19	7
Katie Smith/Adrianna Culbert, 2017	7
Jade Vitt/Delaney Wood, 2016	7

**INDIVIDUAL WINS - OVERALL**

1. Katie Smith, 2017-21	99
2. Macie Tendrich, 2015-18	95
3. Carly Schnieder, 2017-21	92
4. Shannon Williams, 2016-19	76
5. Julia Mannisto, 2015-18	74
6. Jade Vitt, 2014-17	69
7. Franky Harrison, 2017-20	56
8. Jordan Smith, 2019-22	53
9. Jess Vastine, 2018-21	52
10. Sarah Blomgren, 2014-16	50

**INDIVIDUAL WINS - DUAL ONLY**

1. Katie Smith, 2017-21	95
2. Macie Tendrich, 2015-18	93
3. Carly Schnieder, 2017-21	92
4. Shannon Williams, 2016-19	76
5. Julia Mannisto, 2015-18	69
6. Jade Vitt, 2014-17	59
7. Franky Harrison, 2017-20	56
8. Jordan Smith, 2019-22	53
9. Jess Vastine, 2018-21	52
10. Katie Zimmerman (Reilly), 2016-17	49

**INDIVIDUAL WINS - CONFERENCE ONLY**

1. Katie Smith, 2017-21	45
2. Carly Schnieder, 2017-21	42
3. Macie Tendrich, 2015-18	28
4. Shannon Williams, 2016-19	26
5. Franky Harrison, 2017-20	23
Jess Vastine, 2018-21	23
7. Julia Mannisto, 2015-18	22
8. Katie Zimmerman (Reilly), 2016-17	19
9. Jade Vitt, 2014-17	17
Ali Denney, 2017-18	17
Jordan Smith, 2019-22	17

**INDIVIDUAL WINS VS. RANKED OPPONENTS**

*(Wins against teams ranked at the time of the match)*

1. Katie Smith, 2017-21	32
2. Carly Schnieder, 2017-21	29
3. Macie Tendrich, 2015-18	25
4. Shannon Williams, 2016-19	20
Jordan Smith, 2019-22	20
6. Ali Denney, 2017-18	17
7. Julia Mannisto, 2015-18	16
Jess Vastine, 2018-21	16
<b>Skylar Allen, 2020-</b>	<b>16</b>
10. Franky Harrison, 2017-20	14

**CAREER MATCHES PLAYED - OVERALL**

1. Katie Smith, 2017-21	148
2. Carly Schnieder, 2017-21	141
3. Julia Mannisto, 2015-18	133
4. Shannon Williams, 2016-19	132
5. Macie Tendrich, 2015-18	131
6. Jade Vitt, 2014-17	123
7. Sarah Blomgren, 2014-16	94
8. Franky Harrison, 2017-20	93
9. Jess Vastine, 2018-21	93
<b>10. Skylar Allen, 2020-</b>	<b>78</b>

**INDIVIDUAL WINNING PERCENTAGE - OVERALL**

*(Minimum 50 career matches played)*

1. Jordan Smith, 2019- (53-17)	.757
2. Macie Tendrich, 2015-18 (95-36)	.725
3. Katie Zimmerman (Reilly), 2016-17 (49-24)	.671
4. Hannah Edelman, 2017-20 (40-20)	.667
5. Katie Smith, 2017-21 (99-49)	.669
<b>6. Hannah Mackenhausen, 2021- (45-23)</b>	<b>.662</b>
7. Carly Schnieder, 2017-21 (92-49)	.652
8. Ali Denney, 2017-18 (42-23)	.646
9. Cadie Bates, 2018- (39-24)	.619
<b>10. Skylar Allen, 2020- (46-32)</b>	<b>.589</b>


**INDIVIDUAL WINNING PERCENTAGE - DUAL ONLY**

*(Minimum 50 career matches played)*

1. Jordan Smith, 2019- (53-17)	.757
2. Macie Tendrich, 2015-18 (93-31)	.750
3. Katie Smith, 2017-21 (96-44)	.686
4. Katie Zimmerman (Reilly), 2016-17 (49-24)	.671
5. Carly Schnieder, 2017-21 (92-47)	.662
<b>Hannah Mackenhausen, 2021- (45-23)</b>	<b>.662</b>
7. Ali Denney, 2017-18 (41-23)	.646
8. Hannah Edelman, 2017-20 (36-20)	.642
9. Cadie Bates, 2018- (37-22)	.627
<b>10. Skylar Allen, 2020- (46-32)</b>	<b>.589</b>







**MATCH NOTES: WEEK TWO (TIGER BEACH CHALLENGE)**

**SINGLE SEASON RECORDS**

**PAIRS WINS - OVERALL**

1. Macie Tendrich/Katie Zimmerman (Reilly), 2016	26
2. Leah Perri/Macie Tendrich, 2018	24
3. Cadie Bates/Katie Smith, 2018	23
Morgyn Greer/Carly Schnieder, 2021	23
5. Sarah Blomgren/Aubrey Ezell, 2016	22
Julia Mannisto/Carly Schnieder, 2017	22
7. Franky Harrison/Jade Vitt, 2017	21
Julia Mannisto/Carly Schnieder, 2018	21
Lydia Dimke/Katie Smith, 2019	21
10. Paige Wheeler/Megan Kent, 2015	20
Ali Denney/Shannon Williams, 2018	20

**PAIRS WINNING PERCENTAGE - OVERALL**

*(Must have played in at least half of team's duals)*

1. Jordan Smith/Jess Vastine, 2021 (17-3)	.850
2. Shannon Williams/Macie Tendrich, 2017 (14-3)	.824
3. Morgyn Greer/Carly Schnieder, 2021 (23-5)	.821
4. Kaeli Crews/Hannah Mackenhausen, 2022 (19-5)	.792
5. Jordan Smith/Lauren Wilcock, 2022 (19-6)	.760
6. Lydia Dimke/Katie Smith, 2019 (23-8)	.742
7. Macie Tendrich/Leah Perri, 2018 (24-9)	.727
Skylar Allen/Katie Smith, 2021 (16-6)	.727
9. Macie Tendrich/Katie Zimmerman (Reilly), 2016 (26-10)	.722
10. Macie Tendrich/Jade Hayes, 2015 (18-7)	.720

**PAIRS WINS - DUAL ONLY**

1. Macie Tendrich/Katie Zimmerman (Reilly), 2016	26
2. Leah Perri/Macie Tendrich, 2018	24
3. Cadie Bates/Katie Smith, 2018	23
Morgyn Greer/Carly Schnieder, 2021	23
5. Sarah Blomgren/Aubrey Ezell, 2016	22
Carly Schnieder/Julia Mannisto, 2017	22
7. Franky Harrison/Jade Vitt, 2017	21
Julia Mannisto/Carly Schnieder, 2018	21
Lydia Dimke/Katie Smith, 2019	21
10. Ali Denney/Shannon Williams, 2018	20

**PAIRS WINNING PERCENTAGE - DUAL ONLY**

*(Must have played in at least half of team's duals)*

1. Jordan Smith/Jess Vastine, 2021 (17-3)	.850
2. Shannon Williams/Macie Tendrich, 2017 (14-3)	.824
3. Morgyn Greer/Carly Schnieder, 2021 (23-5)	.821
4. Kaeli Crews/Hannah Mackenhausen, 2022 (19-5)	.792
5. Macie Tendrich/Katie Zimmerman, 2017 (13-4)	.765
6. Macie Tendrich/Jade Hayes, 2015 (16-5)	.762
7. Jordan Smith/Lauren Wilcock, 2022 (19-6)	.760
8. Lydia Dimke/Katie Smith, 2019 (23-8)	.742
9. Cadie Bates/Katie Smith, 2018 (20-7)	.741
10. Macie Tendrich/Leah Perri, 2018 (24-9)	.727
Skylar Allen/Katie Smith, 2021 (16-6)	.727

**PAIRS WINS - CONFERENCE ONLY**

1. Morgyn Greer/Carly Schnieder, 2021	11
Julia Mannisto/Carly Schnieder, 2017	11
Jordan Smith/Jess Vastine, 2021	11
4. Lydia Dimke/Katie Smith, 2019	10
Franky Harrison/Jade Vitt, 2017	10
Skylar Allen/Katie Smith, 2021	10
7. Macie Tendrich/Katie Zimmerman, 2017	8
Leah Perri/Macie Tendrich, 2018	8
Julia Mannisto/Carly Schnieder, 2018	8
10. Macie Tendrich/Katie Reilly, 2016	7
Katie Smith/Adrianna Culbert, 2017	7
Shannon Williams/Ali Denney, 2017	7
Jade Vitt/Delaney Wood, 2016	7

**PAIR WINS VS. RANKED OPPONENTS**

*(Wins against teams ranked in the AVCA coaches poll at the time of the match)*

1. Leah Perri/Macie Tendrich, 2018	12
2. Ali Denney/Shannon Williams, 2018	11
3. Julia Mannisto/Carly Schnieder, 2018	9
Jordan Smith/Jess Vastine, 2021	9
5. Jordan Smith/Lauren Wilcock, 2022	7
Kaeli Crews/Hannah Mackenhausen, 2022	7
Morgyn Greer/Carly Schnieder, 2021	7
Cadie Bates/Katie Smith, 2018	7
8. Lydia Dimke/Katie Smith, 2019	6
Skylar Allen/Katie Smith, 2021	6

**INDIVIDUAL WINS - OVERALL**

1. Macie Tendrich, 2017	27
2. Macie Tendrich, 2016	26
Katie Zimmerman (Reilly), 2016	26
Jordan Smith, 2021	26
Jess Vastine, 2021	26
Carly Schnieder, 2021	26
7. Katie Smith, 2018	25
8. Shannon Williams, 2017	24
Adrianna Culbert, 2017	24
Leah Perri, 2018	24
Macie Tendrich, 2018	24
Katie Smith, 2021	24
Lauren Wilcock, 2022	24
Kaeli Crews, 2022	24
Hannah Mackenhausen, 2022	24

**INDIVIDUAL WINNING PERCENTAGE - OVERALL**

*(Must have played in at least half of team's duals)*

1. Jordan Smith, 2021 (26-4)	.867
2. Jordan Smith, 2022 (22-4)	.846
3. Morgyn Greer, 2021 (23-5)	.821
4. Jess Vastine, 2021 (26-6)	.813
5. Carly Schnieder, 2021 (26-6)	.813
6. Macie Tendrich, 2017 (27-7)	.794
7. Lauren Wilcock, 2022 (24-8)	.750
Kaeli Crews, 2022 (24-8)	.750
Hannah Mackenhausen, 2022 (24-8)	.750
Katie Smith, 2021 (24-8)	.750

**INDIVIDUAL WINS - DUAL ONLY**

1. Macie Tendrich, 2017	27
2. Macie Tendrich, 2016	26
Katie Zimmerman (Reilly), 2016	26
Jordan Smith, 2021	26
Jess Vastine, 2021	26
Carly Schnieder, 2021	26
7. Shannon Williams, 2017	24
Leah Perri, 2018	24
Macie Tendrich, 2018	24
Katie Smith, 2021	24
Lauren Wilcock, 2022	24
Kaeli Crews, 2022	24
Hannah Mackenhausen, 2022	24

**INDIVIDUAL WINNING PERCENTAGE - DUAL ONLY**

*(Must have played in at least half of team's duals)*

1. Jordan Smith, 2021 (26-4)	.867
2. Jordan Smith, 2022 (22-6)	.846
3. Morgyn Greer, 2021 (23-5)	.821
4. Jess Vastine, 2021 (26-6)	.813
5. Carly Schnieder, 2021 (26-6)	.813
6. Macie Tendrich, 2017 (27-7)	.794
7. Macie Tendrich, 2015 (16-5)	.762
Jade Hayes, 2015 (16-5)	.762
9. Kaeli Crews, 2022 (24-8)	.750
Hannah Mackenhausen, 2022 (24-8)	.750
Lauren Wilcock, 2022 (24-8)	.750

**INDIVIDUAL WINS - CONFERENCE ONLY**


1. Jordan Smith, 2021	14
Jess Vastine, 2021	14
Carly Schnieder, 2021	14
4. Macie Tendrich, 2017	13
Morgyn Greer, 2021	13
6. Katie Zimmerman, 2017	12
Shannon Williams, 2017	12
8. Six tied	11

**INDIVIDUAL WINS VS. RANKED OPPONENTS**

*(Wins against teams ranked in the AVCA coaches poll at the time of the match)*

1. Leah Perri, 2018	12
Macie Tendrich, 2018	12
3. Carly Schnieder, 2018	11
Julia Mannisto, 2018	11
Shannon Williams, 2018	11
Ali Denney, 2018	11
7. Katie Smith, 2018	10
Jordan Smith, 2021	10
9. Macie Tendrich, 2017	9
Jess Vastine, 2021	9





**MATCH NOTES: WEEK TWO (TIGER BEACH CHALLENGE)**

**SINGLE-SEASON TEAM RECORDS**

<p><b>COURT ONE WINS</b></p> <p>1. 21 (2017) 2. 19 (2022) 3. 17 (2021) 4. 17 (2019) 5. 17 (2018) 6. 15 (2016) 7. 8 (2015) 8. 3 (2014) 9. 2 (2020)</p> <p><b>COURT ONE WIN %</b></p> <p>1. .633 (2022) 2. .618 (2017) 3. .607 (2021) 4. .548 (2019) 5. .531 (2018) 6. .417 (2016) 7. .381 (2015) 8. .200 (2020) 9. .176 (2014)</p> <p><b>COURT TWO WINS</b></p> <p>1. 26 (2016) 2. 25 (2018) 3. 24 (2022) 4. 23 (2019) 5. 22 (2017) 6. 16 (2021) 7. 15 (2015) 8. 9 (2014) 9. 5 (2020)</p> <p><b>COURT TWO WIN %</b></p> <p>1. .781 (2018) 2. .750 (2022) 3. .742 (2019) 4. .722 (2016) 5. .714 (2015) 6. .667 (2017) 7. .571 (2021) 8. .529 (2014) 9. .417 (2020)</p> <p><b>COURT THREE WINS</b></p> <p>1. 26 (2017) 2. 26 (2016) 3. 24 (2022)</p>	<p>4. 21 (2021) 5. 21 (2018) 6. 20 (2019) 7. 12 (2015) 8. 7 (2014) 9. 5 (2020)</p> <p><b>COURT THREE WIN %</b></p> <p>1. .765 (2017) 2. .750 (2022) 3. .750 (2021) 4. .722 (2016) 5. .645 (2019) 6. .636 (2018) 7. .571 (2015) 8. .417 (2020) 9. .412 (2014)</p> <p><b>COURT FOUR WINS</b></p> <p>1. 25 (2018) 2. 23 (2021) 3. 23 (2017) 4. 20 (2022) 5. 19 (2019) 6. 19 (2016) 7. 16 (2015) 8. 5 (2020) 9. 2 (2014)</p> <p><b>COURT FOUR WIN %</b></p> <p>1. .821 (2021) 2. .762 (2015) 3. .758 (2018) 4. .697 (2017) 5. .625 (2022) 6. .613 (2019) 7. .528 (2016) 8. .417 (2020) 9. .118 (2014)</p> <p><b>COURT FIVE WINS</b></p> <p>1. 23 (2021) 2. 23 (2017) 3. 19 (2019) 4. 17 (2022) 5. 16 (2018) 6. 14 (2016) 7. 14 (2015)</p>	<p>8. 8 (2014) 9. 6 (2020)</p> <p><b>COURT FIVE WIN %</b></p> <p>1. .821 (2021) 2. .697 (2017) 3. .667 (2015) 4. .613 (2019) 5. .567 (2022) 6. .500 (2020) 7. .485 (2018) 8. .471 (2014) 9. .389 (2016)</p> <p><b>DUALS PLAYED</b></p> <p>1. 36 (2016) 2. 34 (2017) 3. 33 (2018) 4. 32 (2021) 5. 32 (2022) 6. 31 (2019) 7. 25 (2015) 8. 17 (2014) 9. 12 (2020)</p> <p><b>TEAM WINS</b></p> <p>1. 24 (2018) 2. 23 (2017) 3. 23 (2021) 4. 20 (2016) 5. 20 (2019) 6. 20 (2022) 7. 14 (2015) 8. 5 (2014) 9. 5 (2020)</p> <p><b>OVERALL WIN %</b></p> <p>1. .727 (2018) 2. .719 (2021) 3. .676 (2017) 4. .667 (2015) 5. .645 (2019) 6. .621 (2022) 7. .556 (2016) 8. .417 (2020) 9. .294 (2014)</p>	<p><b>CONFERENCE DUALS PLAYED</b></p> <p>1. 17 (2021) 2. 16 (2017) 3. 14 (2019) 4. 12 (2018) 5. 10 (2016) 6. 6 (2022) 7. 4 (2020)</p> <p><b>CONFERENCE WINS</b></p> <p>1. 12 (2021) 2. 11 (2017) 3. 9 (2018) 4. 7 (2019) 5. 5 (2016) 6. 1 (2022) 7. 1 (2020)</p> <p><b>CONFERENCE WIN %</b></p> <p>1. .750 (2018) 2. .706 (2021) 3. .688 (2017) 4. .500 (2019) 5. .500 (2016) 6. .250 (2020)</p> <p><b>DUALS VS. RANKED OPPONENTS</b></p> <p>1. 20 (2018) 2. 15 (2022) 3. 15 (2017) 4. 14 (2021) 5. 13 (2019) 6. 10 (2020) 7. 9 (2016) 8. 4 (2014) 9. 3 (2015)</p> <p><b>WINS VS. RANKED OPPONENTS</b></p> <p>1. 12 (2018) 2. 5 (2021) 3. 5 (2017) 4. 4 (2022) 5. 3 (2019) 6. 3 (2020) 7. 1 (2016) 8. 1 (2022)</p>	<p><b>THREE-SET MATCHES</b></p> <p>1. 52 (2017) 2. 52 (2016) 3. 45 (2022) 4. 43 (2019) 5. 43 (2018) 6. 41 (2021) 7. 31 (2014) 8. 28 (2015) 9. 23 (2020)</p> <p><b>THREE-SET WINS</b></p> <p>1. 33 (2017) 2. 30 (2022) 3. 29 (2018) 4. 24 (2021) 5. 22 (2016) 6. 20 (2019) 7. 14 (2015) 8. 14 (2014) 9. 7 (2020)</p> <p><b>THREE-SET LOSSES</b></p> <p>1. 30 (2016) 2. 23 (2019) 3. 19 (2017) 4. 17 (2014) 5. 17 (2021) 6. 16 (2020) 7. 15 (2022) 8. 14 (2018) 9. 14 (2015)</p> <p><b>WIN % IN THREE-SET MATCHES</b></p> <p>1. .674 (29-14, 2018) 2. .667 (30-15, 2022) 3. .634 (33-19, 2021) 4. .585 (24-17, 2021) 5. .500 (14-14, 2015) 6. .465 (20-23, 2019) 7. .452 (14-17, 2014) 8. .423 (22-30, 2016) 9. .304 (7-16, 2020)</p>
---	---	--	--	---

**PROGRAM MILESTONES**

DATE	OPPONENT	SITE	SCORE	MILESTONE	DATE	INDIVIDUAL(S)	OPPONENT	MILESTONE
3/8/14	North Florida	Away	L, 4-1	First dual	3/8/14	Blomgren/Christiaansen	North Florida	First match victory
3/8/14	Jacksonville	Neutral	W, 3-2	First win	4/5/18	Williams/Denney	LSU	First NCAA tournament victory
3/21/14	Oregon	Home	W, 4-1	First home game	4/23/16	Sarah Blomgren	FIU	First individual to 50 career wins
3/12/16	Tulane	Home	W, 4-1	First conference win	3/4/18	Macie Tendrich	Georgia St.	First individual to 75 career wins
4/23/16	#10 FIU	Neutral	W, 4-1	First win vs. ranked opponent				
3/12/19	#2 USC	Neutral	W, 3-2	Highest-ranked opponent defeated				
5/5/17	#1 USC	Neutral	L, 4-0	First NCAA tournament dual				
3/20/17	UAB	Home	W, 5-0	50th win	4/15/22	Jordan Smith	Fastest to 50 career wins	64
4/6/19	A&M-Kingsville	Neutral	4-1	100th win	3/4/18	Macie Tendrich	Fastest to 75 career wins	105
4/9/22	Charleston	Neutral	5-0	150th win				

**THE LAST TIME THE TEAM...**

Was ranked in the top-10.....March 11, 2019

Was down 2-0 in a dual win.....March 16, 2019 (vs. Georgia State)

Was up 2-0 in a dual loss.....March 6, 2021 (vs. Stetson)

Beat a ranked opponent.....March 20, 2022 (No. 20 Tulane)

Beat a top-10 opponent.....February 29, 2020 (No. 4 Southern Cal)

Highest ranking overall.....No. 8 (May 7, 2018)

Best 10-Game Start to Season.....9-1 (2017, 2018)

Best 15-Game Start to Season.....13-2 (2018)

Longest Win Streak.....9 (2017, 2018)

Longest Home Win Streak.....7 (April 14, 2017 - March 17, 2018)

Longest Road Win Streak.....7 (February 24 - March 30, 2018)

Longest CCSA Win Streak.....8 (March 28-April 23, 2021)

**THE LAST TIME AN INDIVIDUAL/PAIR...**

An individual won 10-straight matches.....11, Lauren Wilcock (Feb. 26-March 21, 2021)

Longest individual win streak.....17, Jordan Smith (Feb. 26-March 21, 2021)

An individual won 25 or more matches in a season.....26, Jordan Smith, Jess Vastine, Carly Schnieder (2021)

A pair won 10-straight matches.....Jordan Smith/Lauren Wilcock (10, April 2-20, 2022)

Longest pair win streak overall.....12, Katie Smith/Skylar Allen (March 28-April 24, 2021)

A pair won 20 or more matches in a season.....Morgyn Greer/Carly Schnieder (23, 2021)

A pair won 25 or more matches in a season.....Macie Tendrich/Katie Zimmerman (26, 2016)

