



SOUTH CAROLINA BASEBALL

South Carolina Baseball Contact: Kent Reichert - (803) 777-5257 - kent2@mailbox.sc.edu

2023 SOUTH CAROLINA SCHEDULE

FEBRUARY (9-0)

17	UMASS LOWELL (SECN+)	W, 20-3
18	UMASS LOWELL (SECN+)	W, 17-1
19	UMASS LOWELL (SECN+)	W, 12-1
21	WINTHROP (SECN+)	W, 19-3
22	QUEENS (SECN+)	W, 12-0
24	PENN (SECN+)	W, 7-4
25	PENN (SECN+)	W, 1-0
26	PENN (SECN+)	W, 6-5
28	NORTH CAROLINA A&T (SECN+)	W, 11-3

MARCH (2-1)

3	at Clemson (ACCNX)	L, 2-5
4	vs. Clemson (Fluor Field) (SECN+)	W, 11-9
5	CLEMSON (SECN+)	W, 7-1
7	THE CITADEL (SECN+)	7 p.m.
8	vs. USC Upstate (Fluor Field)(ESPN+)	6:30 p.m.
10	BETHUNE-COOKMAN (SECN+)	7 p.m.
11	BETHUNE-COOKMAN (SECN+)	4 p.m.
12	BETHUNE-COOKMAN (SECN+)	1:30 p.m.
14	PRESBYTERIAN (SECN+)	7 p.m.
17	at Georgia* (SECN+)	6 p.m.
18	at Georgia* (SECN+)	2 p.m.
19	at Georgia* (SECN+)	1 p.m.
21	at Charlotte (Truist Field) (ESPN+)	6:05 p.m.
24	MISSOURI* (SEC NETWORK)	7 p.m.
25	MISSOURI* (SECN+)	4 p.m.
26	MISSOURI* (SEC NETWORK)	12 p.m.
28	at The Citadel (ESPN+)	7 p.m.
30	at Mississippi State* (SEC NETWORK)	7 p.m.
31	at Mississippi State* (SECN+)	7 p.m.

APRIL

1	at Mississippi State* (SECN+)	3 p.m.
4	vs. North Carolina (Truist Field) (SECN+)	TBA
6	LSU* (SECN+)	7 p.m.
7	LSU* (SECN+)	7 p.m.
8	LSU* (SEC NETWORK)	12 p.m.
11	USC UPSTATE (SECN+)	7 p.m.
14	at Vanderbilt* (SECN+)	7 p.m.
15	at Vanderbilt* (SECN+)	3 p.m.
16	at Vanderbilt* (SECN+)	2 p.m.
18	CHARLESTON SOUTHERN (SECN+)	7 p.m.
20	FLORIDA* (ESPNU)	7:30 p.m.
21	FLORIDA* (SECN+)	7 p.m.
22	FLORIDA* (SECN+)	2 p.m.
28	AUBURN* (SECN+)	7 p.m.
29	AUBURN* (SECN+)	4 p.m.
30	AUBURN* (SEC NETWORK)	12 p.m.

MAY

3	at Winthrop (ESPN+)	6 p.m.
5	at Kentucky* (SECN+)	6:30 p.m.
6	at Kentucky* (SECN+)	2 p.m.
7	at Kentucky* (SEC NETWORK)	2 p.m.
9	NORTH FLORIDA (SECN+)	4 p.m.
12	at Arkansas* (SECN+)	7:30 p.m.
13	at Arkansas* (SECN+)	7 p.m.
14	at Arkansas* (SECN+)	3 p.m.
16	CHARLOTTE (SECN+)	7 p.m.
18	TENNESSEE* (SECN+)	7 p.m.
19	TENNESSEE* (SECN+)	7 p.m.
20	TENNESSEE* (SECN+)	2 p.m.
23-28	at SEC Tournament (Hoover, Ala.)	TBA

JUNE

2-5	NCAA Regionals	TBA
9-12	NCAA Super Regionals	TBA
16-26	College World Series (Omaha, Neb.)	TBA

All times Eastern. Dates and times subject to change

* denotes SEC game

() denotes TV or Neutral Site game

#20 SOUTH CAROLINA (11-1) VS. THE CITADEL (7-4) & USC UPSTATE (7-5)

Dates: Tuesday, March 7 — Wednesday, March 8
Times: Tuesday: 7 p.m. — Wednesday: 6:30 p.m.
Place: Founders Park, Columbia, S.C.
 Fluor Field, Greenville, S.C.



LIVE COVERAGE

Radio: Gamecock Radio Network/flagship 107.5 FM "The Game" (Tommy Moody, Stuart Lake)

Broadcast: SEC Network Plus (Tuesday), ESPN+ (Wednesday)

Internet: Additional coverage on Facebook, Instagram, & Twitter @GamecockBaseBll

PROBABLE PITCHING ROTATION

Tuesday: RHP Eli Jones (2-0, 1.59 ERA) vs. RHP Conner Cummiskey (1-0, 0.90 ERA)

Wednesday: LHP Matthew Becker (1-0, 9.00 ERA) vs. RHP Mathieu Curtis (2-0, 1.86 ERA)

FOR STARTERS

The University of South Carolina baseball team plays twice in the midweek, hosting The Citadel on Tuesday night (March 7) and traveling to Fluor Field for the second time this season, facing USC Upstate Wednesday night (March 8). The game against the Bulldogs starts at 7 p.m. at Founders Park, with the game against the Spartans at 6:30 p.m. in Greenville.

Tuesday's game will be on SEC Network Plus with Wednesday's game on ESPN+. All games also will be broadcast on The Game 107.5 FM with Tommy Moody and Stuart Lake on the call.

The Gamecocks won the rivalry series against Clemson, winning the final two contests by scores of 11-9 and 7-1. Talmadge LeCroy had five hits and was named the Tom Price Award winner while James Hicks threw five scoreless frames in Sunday's win.

SCOUTING THE CITADEL

The Bulldogs are coming off a weekend sweep of Long Island, outscoring the Sharks 34-11 in the three games. Travis Lott leads the Bulldogs with a .459 batting average while Thomas Rollauer has four doubles and 15 runs scored. Cameron Reeves is 3-0 with a 2.81 ERA and 18 strikeouts in 16 innings pitched.

SCOUTING USC UPSTATE

The Spartans were swept by Troy this past weekend, but defeated Clemson in Fluor Field last Tuesday night. Noah Rabon and Cole Caruso had two RBI apiece in that win. Daniel Geron is hitting .405 this season while Grant Sherrod has three home runs and 13 RBI.

SERIES VS. THE OPPONENTS

Carolina holds a 139-50-1 series advantage over The Citadel heading into Tuesday night's game. The Bulldogs won the last meeting in Charleston, 4-3, on March 22, 2022. The Gamecocks defeated The Citadel, 9-5, in the last game at Founders Park on April 27, 2021 ... Carolina has a 13-1 series advantage on USC Upstate heading into Wednesday's game. The Spartans defeated the Gamecocks, 9-6, on May 10, 2022, in the two team's last meeting.

HICKS PUTS UP ZEROES AGAINST THE TIGERS

James Hicks threw five scoreless innings of relief in Carolina's 7-1 win over Clemson on March 5. Hicks allowed just two hits with six strikeouts and one walk to improve to 3-0 on

FOLLOW ON SOCIAL MEDIA



@GAMECOCKBASEBLL // #GAMECOCKS
 FACEBOOK.COM//GAMECOCKBASEBLL
 WWW.GAMECOCKSONLINE.COM

SOUTH CAROLINA QUICK FACTS

GENERAL INFORMATION

Location.....Columbia, S.C.
 Enrollment.....35,388
 Founded.....1801
 University President.....Michael Amiridis
 Athletics Director.....Ray Tanner
 Faculty Representative.....Eva Monsma
 Conference.....Southeastern
 Nickname.....Gamecocks
 Colors.....Garnet & Black
 Mascot.....Cocky

TEAM INFORMATION

Head Coach.....Mark Kingston
 Alma Mater.....North Carolina, 1995
Record at South Carolina.....149-110 (5 years)
Career Record.....422-290-1 (14th Year)
 Associate Head Coach.....Monte Lee
 Assistant Coach.....Justin Parker
 Assistant Coach.....Scott Wingo
 Director of Player Development.....Mike Current
 Director of Operations.....Ryan West
 Director of Sport Performance.....Billy Anderson
 Athletics Trainer.....Cory Barton
 Academic Advisor.....Storm Blitz

2022 SEASON IN REVIEW/2023 OUTLOOK

2022 Overall Record.....27-28
 2022 SEC Record/Finish.....13-17/5th East
 2022 Postseason Finish.....0-1 at SEC Tournament
 Position Starters Returning/Lost.....6/3
 Pitchers Returning/Lost.....9/6
 Players Returning/Lost.....17/16

PROGRAM HISTORY

First Year of Baseball.....1892
 First Year in SEC.....1992
 All-Time Record.....2,717-1,642-17 (.623)
 All-Time SEC Record.....486-390-1 (.555)
 SEC Championships.....3 (2000, 2002, 2011)
 SEC Conference Tournament Titles.....1 (2004)
 SEC East Titles7 (1999, 2000, 2002, 2003, 2011, 2012, 2016)
 National Championships.....2 (2010, 2011)
 NCAA Appearances/Last.....33/2021
 NCAA Tournament Record.....137-71
 College World Series Appearances/Last.....11/2012
 College World Series Record.....32-20

FACILITY INFORMATION

Stadium (Dimensions).....
Founders Park (L-325, C-400, R-325,A-375)
 Capacity...6,400 permanent seats (8,242 standing-room only)
 Press Box Phone.....803-777-6648

MEDIA INFORMATION

Assistant A.D. /Media Relations.....Steve Fink
 Associate Media Rel. Dir./Baseball Contact.....Kent Reichert
 Media Relations Main Phone.....803-777-5204
 Media Relations Fax.....803-777-2967
 Reichert Office Phone.....803-777-5257
 Reichert Cell Phone.....734-548-0878
 Reichert E-mail.....kent2@mailbox.sc.edu
 Official Athletics Web Site...www.GamecocksOnline.com
 Official Baseball Twitter.....@GamecockBaseball
 Media Relations AddressUniversity of South Carolina Athletics
Rice Athletics Center
1304 Heyward Street
Columbia, SC 29208

SOUTH CAROLINA-THE CITADEL-USC UPSTATE HEAD-TO-HEAD

Category	South Carolina	Citadel	USC Upstate
Games	12	11	12
Batting Average	.311	.307	.268
At-Bats	399	374	399
Runs	125	99	85
Hits	124	115	107
Doubles	18	31	16
Triples	5	5	3
Home Runs	32	5	15
Slugging Pct.	.622	.457	.436
On-Base Pct.	.456	.423	.369
Stolen Bases	16-17	12-13	10-12
ERA	2.69	5.69	5.50
Innings	107.0	98.0	103.0
Earned Runs	32	62	63
Strikeouts	120	106	93
Walks	30	60	56
Hits	75	102	101
Fielding Pct.	.968	.975	.964
Overall Record	11-1	7-4	7-5
Conference Record	0-0 SEC	0-0 SoCon	0-0 Big South
Current Streak	W2	W3	L3
Last 5 Games	4-1	3-2	2-3
Last 10 Games	9-1	6-4	5-5

the season. He has pitched 14 innings for the Gamecocks this year and has allowed just four hits with 14 strikeouts.

HORNUNG, MESSINA WITH BIG HITS IN SATURDAY WIN

Carson Hornung and Cole Messina had two big late inning home runs in Carolina's 11-9 win over Clemson on March 4 in Greenville. Hornung's three-run blast in the seventh gave the Gamecocks an 8-7 lead. It was his second home run of the season. Messina's two-run shot to left, his fifth of the year, gave Carolina the insurance it needed in a two-run victory.

LECROY EARNS MVP HONORS

Talmadge LeCroy was 5-for-10 with six RBI in the Clemson series, earning the Tom Price Award for the Most Valuable Player of the Clemson series. LeCroy belted his first career home run in Sunday's win while driving in a pair. He had a .500 on-base percentage and a .800 slugging percentage on the weekend.

HALL NAMED SEC CO PITCHER OF THE WEEK

Senior righthanded pitcher Noah Hall was named the Southeastern Conference's Co-Pitcher of the Week, the office announced Monday afternoon (Feb. 27).

Hall recorded a career high 12 strikeouts to no walks in eight innings of work as Carolina defeated Penn 1-0 on Saturday, improving his record to 2-0 on the season. Hall allowed just two runners to third base, ending those threats in the second and seventh innings with strikeouts. Hall allowed just three hits in an efficient 98 pitches across eight frames and picked up 1-2-3 innings in the third, fifth and eighth. Hall lowered his season ERA to 0.68 on the season with a .109 opponent's batting average. Hall also was named the Perfect Game National Pitcher of the Week.

GAMECOCKS IN THE NCAA RANKINGS

The Gamecocks are second in the country with 32 home runs this season, trailing only Florida's 35. Gavin Casas is sixth in the nation with seven home runs ... Carolina is 13th in the nation in drawing walks with 76 and second in the country with 38 hit by pitches ... The Gamecocks' .456 on-base percentage is eighth in the country ... On the mound, Carolina is 12th in earned-run average at 2.69 ... James Hicks is tied for the national lead with a 0.00 ERA .. Braylen Wimmer is fourth in the country and second in the SEC with 22 runs scored ... Hicks is sixth in the country in his allowed per nine innings (2.57).

RUNS APLENTY IN FIRST FIVE

The Gamecocks scored 80 runs in the first five games of the season, the most in school history after five games on the schedule. The 20 runs on Opening Day were the most scored in a season opener since the 2008 season, when Carolina put up 22 on East Carolina. The 37 runs in the first two games were the most since 2004 when Carolina put up 41 on Charleston Southern and the 49 runs are the most in the first three games since the 1980 season, when Carolina scored 59 runs in its first three contests. Carolina scored in double figures in each of the first five games for the first time since 1987 and have done it in a five-game span for the first time since March 12-19, 1997.

GAMECOCKS GETTING ON BASE

Not only are the Gamecocks second in the nation in home runs, Carolina has been on base 111 times via the free pass (76 walks, 38 hit by pitches). That leads to a .456 team on-base percentage. Gavin Casas leads Carolina with 11 walks. Talmadge LeCroy and Will McGillis have been hit six times apiece. Carolina is second in the nation in hit by pitches and 13th in the country in walks.

THE KIDS ARE ALRIGHT

Freshmen Ethan Petry and Eli Jerzembeck play a big role in Carolina's 19-3 win over Winthrop on Feb. 21. Jerzembeck earned his first career start, striking out four and allowing four hits and a run in four innings of work. Petry belted two home runs and drove in four in a 3-for-4 night. Petry has five home runs and has an .889 slugging percentage to go along with a .444 batting average. He also was named one of the Collegiate Baseball National Players of the Week on Feb. 27.

WIMMER OFF TO HOT START

Braylen Wimmer had a weekend to remember against UMass Lowell (Feb. 17-19), going 8-for-12 with six runs scored, a double, two home runs, eight RBI and a 1.250 slugging percentage. Wimmer had five hits on Opening Day, then had a grand slam in Saturday's win. Wimmer drove in the first run of Sunday's game with a single to center in the fifth inning. Wimmer is second on the team with a .439 batting average and has four home runs and 13 RBI.

MAHONEY MAKES RETURN TO THE MOUND

Junior Jack Mahoney struck out nine in 5.2 shutout innings of work to earn Sunday's win in his first outing since May of 2021. Mahoney retired the first six River Hawks and did not allow a walk to earn his fourth career win as a Gamecock. Mahoney was one of three Gamecocks to make his return on the mound after injury. Jackson Phipps struck out a pair in an inning of work while James Hicks struck out two in two innings.

UMASS LOWELL NUGGETS

Braylen Wimmer's five hits on Friday are the most by a Gamecock since Gene Cone against Missouri on April 24, 2016 ... Carson Hornung's five RBI on Friday are the most since Andrew Eyster had six in a win over Alabama on April 30, 2022 ... The 20 runs scored on Friday are the most by a Gamecock team since June 5, 2016 in a 23-2 win over Rhode Island in an NCAA Regional ... Dylan Brewer stole home in Sunday's win. It's the first steal of home for Carolina since Carlos Cortes at Vanderbilt on April 27, 2018 ... Wimmer tied a career high with five RBI on Saturday, which included a grand slam.

GAMECOCKS IN THE NATIONAL RANKINGS

The University of South Carolina baseball team is ranked in five of the six major polls after the week of March 5. The Gamecocks are 20th in the D1Baseball.com, USA Today Coaches' poll and the NCBWA poll. Carolina comes in at No. 23 in the Baseball America poll and No. 25 in the Collegiate Baseball poll.

SANDERS NAMED TO GOLDEN SPIKES WATCH LIST

Junior righthanded pitcher Will Sanders has been named to the Golden Spikes Award Watch List, USA Baseball announced Feb. 10. Sanders is one of 55 players on the list, kicking off the process of identifying the nation's top amateur baseball player for the 2023 season.

Sanders, who was named Preseason All-America second team by three different organizations, was 7-3 with a 3.43 ERA and 91 strikeouts in 89.1 innings pitched as a sophomore in 2022. The righthander finished fifth in the SEC in innings pitched and 10th in both ERA and strikeouts. Sanders enters 2023 with 13 career wins, a 3.47 ERA and 145 career strikeouts.

GAMECOCK TRIO RETURNS TO SCHOOL AFTER DRAFT

Seniors Braylen Wimmer and Noah Hall and redshirt junior James Hicks all returned to Carolina after being picked in the 2022 MLB First-Year Player Draft. Hicks went first in the 16th round by the Baltimore Orioles. Wimmer was an 18th round pick by the Philadelphia Phillies and Hall was selected in the 20th round by the Milwaukee Brewers. There are five players on the team that have been drafted in their careers. Dylan Brewer was a 32nd round pick by the San Francisco Giants in 2019. Jonathan French was selected by the Cleveland Guardians in the 30th round in 2019.

**Vs. The Citadel (139-50-1)
H: 80-18-1; A: 53-28; N: 6-4**

Year	Date	Result	Score	Site
2017	3/28	W	15-1	Charleston
2018	3/20	L	3-4	Columbia
2018	4/10	W	12-1	Charleston
2019	3/5	W	9-0	Columbia
2019	3/12	W	10-9	Charleston
2020	3/10	W	10-1	Columbia
2021	3/10	W	11-7	Charleston
2021	3/23	W	8-3	Columbia
2021	4/27	W	9-5	Columbia
2022	3/22	L	3-4	Charleston

**Vs. USC Upstate (13-1-0)
H: 11-1; A: 2-0; N: 0-0**

Year	Date	Result	Score	Site
2010	4/20	W	4-2	Columbia
2011	4/5	W	18-2	Columbia
2013	3/12	W	12-3	Columbia
2014	4/23	W	6-1	Columbia
2015	5/12	W	17-0	Columbia
2016	3/15	W	12-6	Greenville
2016	5/4	W	4-1	Columbia
2017	5/16	W	6-3	Columbia
2019	5/14	W	1-0	Columbia
2022	5/10	L	6-9	Columbia

PROBABLE GAMECOCK STARTERS

Pos.	No., Player
C	#19 Cole Messina (R/R, So.)
or	#5 Talmadge LeCroy (R/R, So.)
1B	#52 Gavin Casas (L/R, Jr.)
or	#15 Carson Hornung (L/R, So.)
2B	#6 Will McGillis (R/R, Gr.)
SS	#3 Braylen Wimmer (R/R, Sr.)
3B	#5 Talmadge LeCroy (R/R, So.)
or	#7 Michael Braswell (R/R, So.)
or	#50 Kevin Madden (R/R, 5th)
LF	#11 Caleb Denny (L/R, Jr.)
CF	#9 Evan Stone (R/R, So.)
or	#13 Will Tippet (B/R, Fr.)
RF	#20 Ethan Petry (R/R, Fr.)
or	#10 Dylan Brewer (L/L, Sr.)
DH	TBA

Date	Probable Pitchers
Tues.	# 14 Eli Jones (R/R, So.)
Wed.	# 29 Matthew Becker (R/L, So.)

HOME RUN TRACKER

Player	Date	Opponent	Pitcher	On Base	Inn	Outs
1. McGillis	Feb. 17	UMass Lowell	Keevan	0	2	1
2. Messina	Feb. 17	UMass Lowell	Keevan	1	3	1
3. Hornung	Feb. 17	UMass Lowell	Keevan	2	4	1
4. Wimmer	Feb. 17	UMass Lowell	Keevan	0	4	1
5. McGillis	Feb. 17	UMass Lowell	Rodgers	0	5	0
6. Denny	Feb. 18	UMass Lowell	Foley	2	2	1
7. Wimmer	Feb. 18	UMass Lowell	Duke	3	4	2
8. Casas	Feb. 18	UMass Lowell	Duke	2	5	0
9. McGillis	Feb. 18	UMass Lowell	Duke	0	5	0
10. Messina	Feb. 19	UMass Lowell	Draper	2	5	2
11. Casas	Feb. 19	UMass Lowell	Jette	1	5	2
12. Casas	Feb. 19	UMass Lowell	DiRito	0	7	0
13. Petry	Feb. 19	UMass Lowell	DiRito	0	7	1
14. Madden	Feb. 19	UMass Lowell	DiRito	0	8	2
15. Wimmer	Feb. 21	Winthrop	Whittle	2	4	1
16. Petry	Feb. 21	Winthrop	Kruglewicz	1	5	1
17. Messina	Feb. 21	Winthrop	Jones	3	5	2
18. Petry	Feb. 21	Winthrop	Jones	1	6	0
19. Denny	Feb. 21	Winthrop	Mims	2	6	1
20. Casas	Feb. 22	Queens	Pile	1	3	0
21. Petry	Feb. 24	Penn	Coady	2	2	0
22. Messina	Feb. 24	Penn	Tobin	0	8	2
23. Petry	Feb. 25	Penn	Zaffiro	0	2	1
24. Wimmer	Feb. 26	Penn	Shurtleff	0	6	0
25. Casas	Feb. 26	Penn	Ozmer	0	8	0
26. McGillis	Feb. 26	Penn	Ozmer	0	8	0
27. McGillis	Feb. 28	N.C. A&T	Kilpatrick	0	1	0
28. Hornung	March 4	Clemson	Dill	2	7	2
29. Messina	March 4	Clemson	Dill	1	8	1
30. Casas	March 5	Clemson	Barlow	0	2	0
31. Casas	March 5	Clemson	Olenchuk	1	4	1
32. LeCroy	March 5	Clemson	Olenchuk	0	4	1

*Walkoff

LEE RETURNS TO THE GAMECOCK COACHING STAFF

University of South Carolina baseball coach Mark Kingston has announced the hiring of Monte Lee as associate head coach/recruiting coordinator for the program.

Lee, who has had 19 winning seasons in his 20 years as a full-time NCAA coach, most recently was the head coach at Clemson University for seven seasons (2016-22), garnering a 242-136 overall record and leading the Tigers to four NCAA Tournament berths.

Prior to his time at Clemson, Lee was the head coach of the College of Charleston from 2009-15, guiding the Cougars to a 276-145 overall record.

Lee is no stranger to Columbia, as he was an assistant coach with the Gamecocks under Ray Tanner from 2003-08. Lee helped the Gamecocks to the NCAA Regional all six years as an assistant, including College World Series appearances in 2003 and 2004 and Super Regional berths his four of his first five seasons. The 2004 team won 53 games, including the 2004 SEC Tournament, going a perfect 4-0 in Hoover. The Gamecocks won an SEC East Division championship in 2003, going 19-11 in league play. Lee also coached Justin Smoak, who set school records for home runs (62), RBI (207), walks (151) and total bases (485).

NEWCOMERS EARN TOP-20 RANKINGS

The Gamecocks' incoming transfer class was ranked as the ninth-best in the country by Baseball America and the 16th-best by D1Baseball.com. The latter also ranked fifth-year Will McGillis as the 36th best transfer in the nation while also ranking junior Gavin Casas, junior Caleb Denny, junior Jacob Compton and fifth-year Nick Proctor. The Gamecocks' full recruiting class was ranked in the top-25 by three different organizations, coming in as high as No. 18 in the country by D1Baseball.com. Eli Jerzembeck, Ethan Petry and Will Tippett were named Top Freshman in the nation by Perfect Game.

STOUT SCHEDULE FOR THE GAMECOCKS

Carolina will play six teams in the top 12 of D1Baseball.com's preseason poll, as well as eight teams that were in last year's NCAA Tournament. The Gamecocks have three contests against No. 1 LSU, No. 3 Tennessee, No. 7 Florida, No.9 Arkansas and No. 10 Vanderbilt and have a single game in Charlotte against No.12 North Carolina. That does not include the three-game series with 2022 College World Series team Auburn and the annual three-game series against Clemson.

WIMMER BACK FOR YEAR FOUR

Senior Braylen Wimmer returns to the lineup and is the projected starter at shortstop. The Yukon, Okla., native is the Gamecocks' top returning hitter as he batted .312 with 13 doubles, seven home runs, 35 RBI and 13 stolen bases in 2022. In his Carolina career, Wimmer has 152 hits, 100 runs scored, 30 doubles, 22 home runs and 84 RBI.

AUSTIN BACK IN THE STOPPER ROLE

Redshirt sophomore Cade Austin is back after a Freshman All-America season with the Gamecocks in 2022. The Chapin native was 5-2 with a 3.17 ERA and a pair of saves in 27 appearances. Austin struck out 55 batters in 54 innings pitched and picked up big wins against Ole Miss, Alabama and Florida. Austin was named to the Stopper of the Year Watch list on Feb. 16.

UP NEXT

Carolina hosts Bethune-Cookman this weekend at Founders Park. Friday's game begins at 7 p.m. with Saturday's game starts at 4 p.m. Sunday's series finale starts at 1:30 p.m. All three games will be streamed on SEC Network Plus.

SOUTH CAROLINA TEAM SUPERLATIVES 2023 SEASON

BATTING

At bats: 38, vs UMass Lowell (Feb 18, 2023)
 38, vs Winthrop (Feb 21, 2023)
 Runs scored: 20, vs UMass Lowell (Feb 17, 2023)
 Hits: 16, vs UMass Lowell (Feb 17, 2023)
 RBIs: 19, vs UMass Lowell (Feb 17, 2023)
 19, vs Winthrop (Feb 21, 2023)
 Doubles: 4, vs Queens (Feb 22, 2023)
 Triples: 1, (5 games)
 Home runs: 5, vs UMass Lowell (Feb 17, 2023)
 5, vs UMass Lowell (Feb 19, 2023)
 5, vs Winthrop (Feb 21, 2023)
 Total bases: 33, vs UMass Lowell (Feb 17, 2023)
 Walks: 11, vs Winthrop (Feb 21, 2023)
 11, vs Penn (Feb 26, 2023)
 Strikeouts: 13, vs Penn (Feb 26, 2023)
 Sac hits: 1, vs UMass Lowell (Feb 19, 2023)
 1, vs Penn (Feb 26, 2023)
 Sac flies: 1, vs North Carolina A&T (Feb 28, 2023)
 3, vs UMass Lowell (Feb 17, 2023)
 Stolen bases: 3, vs Penn (Feb 24, 2023)
 3, vs Penn (Feb 26, 2023)
 3, vs North Carolina A&T (Feb 28, 2023)
 Hit by pitch: 7, vs Penn (Feb 26, 2023)
 Caught stealing: 1, vs Clemson (March 04, 2023 at Greenville, S.C.)
 Runners LOB: 19, vs Penn (Feb 26, 2023)
 Hit into DP: 2, vs Clemson (March 04, 2023 at Greenville, S.C.)

FIELDING

Putouts: 27, (11 games)
 Assists: 12, vs Penn (Feb 26, 2023)
 12, vs North Carolina A&T (Feb 28, 2023)
 12, vs Clemson (March 04, 2023 at Greenville, S.C.)
 Errors: 3, vs Penn (Feb 26, 2023)
 Passed balls: 1, vs Clemson (March 03, 2023)
 DPs turned: 1, vs Queens (Feb 22, 2023)
 1, vs Penn (Feb 25, 2023)
 1, vs Clemson (March 03, 2023)

PITCHING

Innings pitched: 9.0, (11 games)
 Runs allowed: 9, vs Clemson (March 04, 2023 at Greenville, S.C.)
 Earned runs: 9, vs Clemson (March 04, 2023 at Greenville, S.C.)
 Walks allowed: 6, vs Queens (Feb 22, 2023)
 Strikeouts: 14, vs Penn (Feb 25, 2023)
 Hits allowed: 12, vs Clemson (March 04, 2023 at Greenville, S.C.)
 Doubles allowed: 3, vs Winthrop (Feb 21, 2023)
 3, vs Clemson (March 03, 2023)
 3, vs Clemson (March 04, 2023 at Greenville, S.C.)
 Homers allowed: 2, at Clemson (March 03, 2023)
 Wild pitches: 2, vs Queens (Feb 22, 2023)
 Hit batters: 2, vs UMass Lowell (Feb 17, 2023)
 2, vs UMass Lowell (Feb 18, 2023)

SOUTH CAROLINA INDIVIDUAL SUPERLATIVES 2023 SEASON

BATTING

At bats: 6, Will McGillis vs North Carolina A&T (Feb 28, 2023)
 Runs scored: 3, (12 games)
 Hits: 5, Braylen Wimmer vs UMass Lowell (Feb 17, 2023)
 RBIs: 5, Carson Hornung vs UMass Lowell (Feb 17, 2023)
 5, Braylen Wimmer vs UMass Lowell (Feb 18, 2023)
 5, Caleb Denny vs Queens (Feb 22, 2023)
 Doubles: 2, Caleb Denny vs Queens (Feb 22, 2023)
 Triples: 1, (5 games)
 Home runs: 2, (4 times)
 Total bases: 9, Ethan Petry vs Winthrop (Feb 21, 2023)
 Walks: 3, Evan Stone vs UMass Lowell (Feb 17, 2023)
 3, Braylen Wimmer vs North Carolina A&T (Feb 28, 2023)
 Strikeouts: 4, Gavin Casas vs Penn (Feb 25, 2023)
 Sac hits: 1, Braylen Wimmer vs UMass Lowell (Feb 19, 2023)
 1, Jonathan French vs Penn (Feb 26, 2023)
 1, Talmadge LeCroy vs North Carolina A&T (Feb 28, 2023)
 Sac flies: 2, Ethan Petry vs North Carolina A&T (Feb 28, 2023)
 Stolen bases: 2, Braylen Wimmer vs Penn (Feb 24, 2023)
 2, Braylen Wimmer vs Penn (Feb 26, 2023)
 2, Braylen Wimmer vs North Carolina A&T (Feb 28, 2023)
 Hit by pitch: 2, Talmadge LeCroy vs Winthrop (Feb 21, 2023)
 2, Will McGillis vs Queens (Feb 22, 2023)
 2, Braylen Wimmer vs Clemson (March 04, 2023 at Greenville, S.C.)
 Caught stealing: 1, Ethan Petry vs Clemson (March 04, 2023 at Greenville, S.C.)
 Runners LOB: 5, Ethan Petry vs Penn (Feb 26, 2023)

FIELDING (TEAM GAME HIGHS)

Putouts: 13, Cole Messina vs Penn (Feb 25, 2023)
 13, Cole Messina vs North Carolina A&T (Feb 28, 2023)
 Assists: 6, Braylen Wimmer vs Clemson (March 05, 2023)
 Errors: 1, (14 games)
 Passed balls: 1, Cole Messina at Clemson (March 03, 2023)


PITCHING (TEAM GAME HIGHS)

Innings pitched: 8.0, Noah Hall vs Penn (Feb 25, 2023)
 Runs allowed: 5, Will Sanders at Clemson (March 03, 2023)
 Earned runs: 4, Jack Mahoney vs Penn (Feb 26, 2023)
 4, Will Sanders at Clemson (March 03, 2023)
 4, Matthew Becker vs Clemson (March 04, 2023 at Greenville, S.C.)
 Walks allowed: 2, (6 games)
 Strikeouts: 12, Noah Hall vs Penn (Feb 25, 2023)
 Hits allowed: 9, Will Sanders at Clemson (March 03, 2023)
 Doubles allowed: 3, Will Sanders at Clemson (March 03, 2023)
 Homers allowed: 2, Will Sanders at Clemson (March 03, 2023)
 Wild pitches: 2, Dylan Eskew vs Queens (Feb 22, 2023)
 Hit batters: 2, Will Sanders vs UMass Lowell (Feb 17, 2023)
 2, Noah Hall vs UMass Lowell (Feb 18, 2023)

Bold italic denotes school record

GAMECOCK HITTER NOTES

#3 BRAYLEN WIMMER | INF | R/R | SR | YUKON, OKLA.

Hit Streak: 2  Last Series: 3-10, 5 R, 1 2B, 1 BB vs. Clemson
 On-Base Streak: 2 Last HR: Feb. 26, 2023 vs. Penn
 Overall: .439/.582/.829, 22 R, 2 2B, 4 HR, 8 SB, 9 BB, 5 HBP
 2023: No. 13 Top Senior by Perfect Game ... D1Baseball Player to Watch in the SEC ...

#5 TALMADGE LECROY | C/INF | R/R | SO | BELTON, S.C.

Hit Streak: 4 Last Series: 5-10, 1 R, 1 HR, 6 RBI vs. Clemson
 On-Base Streak: 5 Last HR: March 5, 2023 vs. Clemson
 Overall: .359/.509/.513, 9 R, 1 2B, 1 3B, 1 HR, 11 RBI, 7 BB, 6 HBP
 2023: Tom Price Award (MVP of the Clemson series)

#6 WILL MCGILLIS | INF | R/R | GR | SAN DIEGO, CALIF.

Hit Streak: 1 Last Series: 1-13, 1 HBP vs. Clemson
 On-Base Streak: 2 Last HR: Feb. 28, 2023 vs. North Carolina A&T
 Overall: .256/.396/.674, 11 R, 1 2B, 1 3B, 5 HR, 8 RBI, 4 BB, 6 HBP
 2023: No. 36 overall transfer by D1Baseball.com .. No. 19 transfer in the SEC by D1Baseball.com's SEC Extra ...


#7 MICHAEL BRASWELL | INF | R/R | SO | MABELTON, GA.

Hit Streak: 0 Last Series: 1-2, 1 BB vs. UML
 On-Base Streak: 0 Last HR: April 28, 2022, vs. Alabama
 Overall: .250/.333/.250, 1 RBI, 1 BB
 2023:

#9 EVAN STONE | OF | R/R | SO | IRMO, S.C.

Hit Streak: 1 Last Series: 1-6, 2 BB vs. Clemson
 On-Base Streak: 2 Last HR:
 Overall: .154/.450/.154, 12 R, 2 RBI, 10 BB, 4 HBP
 2023:

#10 DYLAN BREWER | OF | L/L | SR | LATTA, S.C.

Hit Streak: 1  Last Series: 2-4, 1 R, 1 2B vs. Clemson
 On-Base Streak: 1 Last HR: March 22, 2022, vs. Coastal Carolina
 Overall: .154/.353/.231, 7 R, 1 2B, 1 RBI, 3 BB
 2023:

#11 CALEB DENNY | OF | L/R | JR | OWASSO, OKLA.

Hit Streak: 5 Last Series: 3-12, 1 R, 2 2B, 2 RBI, 1 BB vs. Clemson
 On-Base Streak: 40 Last HR: Feb. 21, 2023 vs. Winthrop
 Overall: .383/.492/.681, 13 R, 6 2B, 1 3B, 2 HR, 20 RBI, 7 BB, 4 HBP
 2023: No. 63 overall transfer by D1Baseball.com ... No. 29 transfer in the SEC by D1Baseball.com's SEC Extra ...

#12 JACOB COMPTON | 1B/OF | L/L | JR | OLIVE BRANCH, MISS.

Hit Streak: 3 Last Series:
 On-Base Streak: 10 Last HR: May 27, 2022 vs. UCF
 Overall: .291/.365/.540, 18 2B, 11 HR, 55 RBI in 2022 (*Memphis*)
 2023: No. 64 overall transfer by D1Baseball.com ... No. 30 transfer in the SEC by D1Baseball.com's SEC Extra ...

#13 WILL TIPPETT | INF | B/R | FR | STONE MOUNTAIN, GA.

Hit Streak: 0 Last Series: 0-1 vs. Clemson
 On-Base Streak: 0 Last HR:
 Overall: .091/.231/.091, 2 BB
 2023: Named a Top Freshman in the country by Perfect Game ...

#15 CARSON HORNING | OF | L/R | SO | OVERLAND PARK, KAN.

Hit Streak: 0 Last Series: 2-9, 1 R, 1 HR, 4 RBI, 1 BB, vs. Clemson
 On-Base Streak: 0 Last HR: March 4, 2023 vs. Clemson
 Overall: .188/.386/.438, 9 R, 2 2B, 2 HR, 9 RBI, 9 BB, 2 HBP
 2023:


#19 COLE MESSINA | C | R/R | SO | SUMMERVILLE, S.C.

Hit Streak: 2 Last Series 4-13, 3 R, 1 2B, 1 HR, 3 RBI vs. Clemson
 On-Base Streak: 2 Last HR: March 4, 2023 vs. Clemson
 Overall: .304/.431/.717, 14 R, 2 2B, 1 3B, 5 HR, 20 RBI, 7 BB, 4 HBP
 2023:

#20 ETHAN PETRY | INF | R/R | FR | LAND O'LAKES, FLA.

Hit Streak: 0 Last Series: 4-10, 3 R, 1 2B, 2 RBI, 1 BB vs. Clemson
 On-Base Streak: 0 Last HR: Feb. 25, 2023 vs. Penn
 Overall: .444/.489/.889, 10 R, 1 2B, 5 HR, 15 RBI, 4 BB
 2023: Named a Top Freshman in the country by Perfect Game ... Collegiate Baseball National Player of the Week (Feb. 27, 2023)

#26 JONATHAN FRENCH | C | R/R | SR | LILBURN, GA.

Hit Streak: 0 Last Series: 1-2 vs. Penn
 On-Base Streak: 4  Last HR: May 13, 2022, at Virginia
 Overall: .333/.538/.444, 1 R, 1 2B, 1 RBI, 2 BB, 2 HBP
 2023:

#31 DAVID CROMER | OF | R/R | R-SO | LEXINGTON, S.C.

Hit Streak: 1 Last Series: 0-1 vs. UML
 On-Base Streak: 1 Last HR:
 Overall: .500/.500/.500, 1 RBI
 2023:

#37 CHRIS VEACH | INF | R/R | R-SO | CHAPIN, S.C.

Hit Streak: 1 Last Series 1-2, 2R vs. UML
 On-Base Streak: 1 Last HR: March 26, 2022 at Campbell
 Overall: .500/.500/.500, 2 R
 2023:

#38 ZANDER BUCHAN | C | B/R | FR | COLUMBIA, S.C.

Hit Streak:
 On-Base Streak:
 Overall:
 2023: Last Series:
 Last HR:

#50 KEVIN MADDEN | INF | R/R | SR | GLENWOOD, MD.

Hit Streak: 0 Last Series: 0-1 vs. Clemson
 On-Base Streak: 0 Last HR: Feb. 19, 2023 vs. UMass Lowell
 Overall: .143/.143/.571, 1 R, 1 HR, 1 RBI
 2023:

#52 GAVIN CASAS | 1B | L/R | JR | PEMBROKE PINES, FLA.

Hit Streak: 1 Last Series: 2-9, 5 R, 2 HR, 3 RBI, 4 BB vs. Clemson
 On-Base Streak: 5 Last HR: March 5, 2023 vs. Clemson
 Overall: .308/.472/.872, 14 R, 1 2B, 7 HR, 16 RBI, 11 BB
 2023: No. 57 overall transfer by D1Baseball.com ... No. 26 transfer in the SEC by D1Baseball.com's SEC Extra ...

GAMECOCK BULLPEN NOTES

#4 JACKSON PHIPPS | LHP | R-SO | DALLAS, GA.

Runners Scored/Inherited: 0/0 Last App.: 0.2 IP, 1 H, 0 R, 0 BB, 0 K vs. Penn (2/24/23)
 1st Batter Retired/Faced: 2/2 Longest App.: 2.0 IP vs. Gardner-Webb (3/30/21)
 Overall Stats: 0-0, 0.00 ERA, 1.2 IP, 1 H, 0 R, 0 BB, 2 K
 2023:

#14 ELI JONES | RHP | SO | PEACHTREE CITY, GA.

Runners Scored/Inherited: 0/0 Last App.: 3.0 IP, 0 H, 0 R, 0 BB, 2 K vs. NCAT (2/28/23)
 1st Batter Retired/Faced: 2/2 Longest App.: 3.2 IP vs. NC A&T (5/4/21)
 Overall Stats: 2-0, 1.59 ERA, 5.2 IP, 4 H, 2 R, 1 ER, 1 BB, 6 K
 2023:

#16 DYLAN ESKEW | RHP | SO | TAMPA, FLA.

Runners Scored/Inherited: Last App.: 1.0 IP, 0 H, 0 R, 2 BB, 0 K vs. Queens (2/22/23)
 1st Batter Retired/Faced: 1/2 Longest App.: 1.0 IP, 2x, last vs. Queens (2/22/23)
 Overall Stats: 0-0, 4.50 ERA, 2.0 IP, 1 H, 1 R, 3 BB, 0 K
 2023:

#18 ELI JERZEMBECK | RHP | FR | CHARLOTTE, N.C.

Runners Scored/Inherited: 3/3 Last App.: 2.0 IP, 0 H, 0 R, 0 BB, 4 K vs. Clemson (3/3/23)
 1st Batter Retired/Faced: 2/3 Longest App.: 4.0 IP vs. Winthrop (2/21/23)
 Overall Stats: 0-0, 2.16 ERA, 8.1 IP, 8 H, 2 R, 1 BB, 11 K
 2023:

#25 SAM SIMPSON | RHP | R-FR | CARROLLTON, GA.

Runners Scored/Inherited: Last App.:
 1st Batter Retired/Faced: Longest App.:
 Overall Stats:
 2023:

#28 AUSTIN WILLIAMSON | RHP | FR | SHERRILLS FORD, N.C.

Runners Scored/Inherited: 0/0 Last App.: 1.0 IP, 0 H, 0 R, 1 BB, 1 K vs. Queens (2/22/23)
 1st Batter Retired/Faced: 2/2 Longest App.: 2.0 IP vs. UML (2/17/23)
 Overall Stats: 0-0, 0.00 ERA, 3.0 IP, 0 H, 0 R, 1 BB, 4 K
 2023:

#29 MATTHEW BECKER | LHP | SO | CHAPIN, S.C.

Runners Scored/Inherited: 0/0 Last App.: 1.0 IP, 4 H, 4 R, 1 BB, 3 K vs. Clemson (3/4/23)
 1st Batter Retired/Faced: 2/3 Longest App.: 6.0 IP vs. Texas (3/13/22)
 Overall Stats: 1-0, 9.00 ERA, 4.0 IP, 4 H, 4 R, 2 BB, 7 K
 2023: D1Baseball.com Pitcher to Watch in the SEC ...

#30 BRETT THOMAS | RHP | SR | ATLANTA, GA.

Runners Scored/Inherited: 0/0 Last App.: 1.0 IP, 0 H, 0 R, 0 BB, 1 K vs. UML (2/18/23)
 1st Batter Retired/Faced: 1/1 Longest App.: 4.0 2x, last vs. Kentucky (5/13/22)
 Overall Stats: 0-0, 0.00 ERA, 1.0 IP, 0 H, 0 R, 0 BB, 1 K
 2023:

#34 JAMES HICKS | RHP | R-JR | CONWAY, ARK.

Runners Scored/Inherited: 0/0 Last App.: 5.0 IP, 2 H, 0 R, 1 BB, 6 K vs. Clemson (3/5/23)
 1st Batter Retired/Faced: 4/4 Longest App.: 5.0 IP, 2x, last vs. Clemson (3/5/23)
 Overall Stats: 3-0, 0.00 ERA, 14.0 IP, 4 H, 0 R, 4 BB, 14 K
 2023:

#36 CADE AUSTIN | RHP | R-SO | CHAPIN, S.C.

Runners Scored/Inherited: 0/4 Last App.: 1.0 IP, 0 H, 0 R, 1 BB, 1 K vs. Clemson (3/4/23)
 1st Batter Retired/Faced: 4/5 Longest App.: 4.0 IP vs. Winthrop (2/22/22)
 Overall Stats: 1-0, 3.60 ERA, 5.0 IP, 3 H, 2 R, 1 BB, 7 K
 2023: NCBWA Stopper of the Year Watch List ...

#37 CHRIS VEACH | RHP | R-SO | CHAPIN, S.C.

Runners Scored/Inherited: 0/2 Last App.: 1.0 IP, 2 H, 2 R, 2 BB, 1 K vs. Clemson (3/4/23)
 1st Batter Retired/Faced: 4/4 Longest App.: 4.0 IP at Auburn (2/21/21)
 Overall Stats: 0-0, 4.15 ERA, 4.1 IP, 2 H, 2 R, 3 BB, 6 K
 2023:

#40 WESLEY SWEATT | RHP | R-SR | LEXINGTON, S.C.

Runners Scored/Inherited: 0/0 Last App.: 1.0 IP, 1 H, 0 R, 0 BB, 1 K vs. NCAT (2/28/23)
 1st Batter Retired/Faced: 1/2 Longest App.: 5.0 IP vs. Georgia (3/15/19)
 Overall Stats: 0-0, 4.50 ERA, 2.0 IP, 2 H, 1 R, 1 BB, 1 K
 2023:

#41 ZACH ZEDALIS | RHP | JR | CHARLOTTE, N.C.

Runners Scored/Inherited: 0/0 Last App.: 1.0 IP, 0 H, 0 R, 0 BB, 1 K vs. Win. (2/21/23)
 1st Batter Retired/Faced: 1/1 Longest App.: 1.1 IP 3x, last vs. High Point (2/25/20)
 Overall Stats: 0-0, 0.00 ERA, 1.0 IP, 0 H, 0 R, 0 BB, 1 K
 2023:

#44 TREY WHEELER | LHP | FR | INDIALANTIC, FLA.

Runners Scored/Inherited: 0/3 Last App.: 0.2 IP, 0 H, 0 R, 1 BB, 1 K vs. NCAT (2/28/23)
 1st Batter Retired/Faced: 2/2 Longest App.: 0.2 IP, 0 H, 0 R, 1 BB, 1 K vs. NCAT (2/28/23)
 Overall Stats: 0-0, 0.00 ERA, 1.1 IP, 0 H, 0 R, 1 BB, 1 K
 2023:

#45 NICK PROCTOR | RHP | R-SR | PLEASANTON, CALIF.

Runners Scored/Inherited: 2/4 Last App.: 1.1 IP, 4 H, 3 R, 1 BB, 1 K vs. NCAT (2/28/23)
 1st Batter Retired/Faced: 4/4 Longest App.: 4.1 IP vs. Pacific (2/19/21)
 Overall Stats: 0-0, 8.31 ERA, 4.1 IP, 5 H, 4 R, 2 BB, 3 K
 2023: No. 97 overall transfer by D1Baseball.com

TUESDAY'S STARTING PITCHER



#14 ELI JONES

SO. - 6-1 - 200 - PEACHTREE CITY, GA.
STARR'S MILL

JONES' CAREER NOTES

AWARDS: SEC First-Year Academic Award (2022)

2023: Picked up wins in each of his first two appearances of the 2023 season ... Struck out four in 2.2 innings in the win over Winthrop (Feb. 21) ... Threw three shutout innings with two strikeouts in the win over N.C. A&T (Feb. 28).

2022: Made six starts for the Gamecocks in 2022 after missing the first month due to injury ... Was 1-1 with 10 strikeouts in 12.2 innings pitched ... Struck out three in 2.2 innings pitched vs. North Florida (April 12) ... Earned the win vs. North Carolina A&T (May 4), striking out three in 3.2 scoreless innings ... Allowed just two hits in two scoreless innings in a win over North Carolina (April 6) ... Made his Carolina debut vs. Presbyterian (March 29)

HIGH SCHOOL: Attended Starr's Mill High School in Fayetteville, Ga. ... Preseason All-State (2021) ... All-Region (2019) ... Helped the Panthers win a state title in 2021 ... Did not play his junior season due to injury .. Had a career 1.41 ERA in 54.2 innings of work, striking out 45 batters at Starr's Mill ... Ranked the No. 17 righthanded pitcher and No. 43 overall player in the state of Georgia by Perfect Game in the class of 2021 ... Perfect Game Preseason All-Southeast Region honorable mention (2021) ... Perfect Game Underclass All-America honorable mention (2019) ... Played summer baseball for the East Cobb Astros ... Was 7-1 with a 0.30 ERA in 81.2 innings pitched and 87 strikeouts in his career with East Cobb

PERSONAL: Born on June 17, 2003 ... Son of Kenneth and Angela Jones ... Major is retailing

JONES' GAME-BY-GAME

2022 SEASON

Date	Opponent	GS	IP	H	R	ER	BB	SO	W-L	SV
3-29-22	Presbyterian	*	1.0	5	3	3	0	1	0-0	0
4-6-22	North Carolina	*	2.0	2	0	0	0	0	0-0	0
4-12-22	North Florida	*	2.2	0	0	0	0	3	0-0	0
4-20-22	Winthrop	*	2.0	4	1	1	1	1	0-0	0
5-4-22	N.C. A&T	*	3.2	3	0	0	0	3	1-0	0
5-10-22	USC Upstate	*	1.1	3	4	4	2	2	1-1	0

2023 SEASON

Date	Opponent	GS	IP	H	R	ER	BB	SO	W-L	SV
2-21-23	Winthrop		2.2	4	2	1	1	4	1-0	0
2-28-23	N.C. A&T		3.0	0	0	0	0	2	2-0	0

Season High	Career High
3.0 vs. NCAT (2/28/23)	Innings 3.2 vs. NC A&T (5/4/22)
4 vs. Winthrop (2/21/23)	Hits 5 vs. Presbyterian (3/29/22)
2 vs. Winthrop (2/21/23)	Runs 4 vs. USC Upstate (5/10/22)
1 vs. Winthrop (2/21/23)	Earned Runs 4 vs. USC Upstate (5/10/22)
1 vs. Winthrop (2/21/23)	Walks 2 vs. USC Upstate (5/10/22)
4 vs. Winthrop (2/21/23)	Strikeouts 4 vs. Winthrop (2/21/23)

JONES' CAREER STATISTICS

Year	ERA	W-L	G	GS	CG	SHO	SV	IP	H	R	ER	BB	SO	2B	3B	HR	BF	AVG	WP	HBP	BK	SFA	SHA
2022	5.68	1-1	6	6	0	0/0	0	12.2	17	8	8	3	10	0	0	0	62	.298	4	2	0	0	0
2023	1.59	2-0	2	0	0	0/0	0	5.2	4	2	1	1	6	1	0	0	24	.174	0	0	0	0	0
Career	4.42	3-1	8	6	0	0/0	0	18.1	21	10	9	4	16	1	0	0	86	.263	4	2	0	0	0

2 NCAA Championships, 3 SEC Championships, 7 SEC East Titles, 31 NCAA Appearances

WEDNESDAY'S STARTING PITCHER



#29 MATTHEW BECKER

SO. - 6-3 - 200 - CHAPIN, S.C.
CHAPIN HS

BECKER'S CAREER NOTES

AWARDS: SEC Co-Pitcher of the Week (March 14, 2022) ... SEC First-Year Academic Award (2022)

2023: Pitched two scoreless innings against Queens (Feb. 22) with two strikeouts ... Earned the save against Penn (Feb. 25), striking out a pair in the ninth inning.

2022: Made 21 appearances on the mound for the Gamecocks with five starts ... Collected two wins, four saves and struck out 68 batters in 48.1 innings pitched ... In his first career start, allowed just one in six innings with 11 strikeouts in a win over Texas (March 13) ... Earned a win in relief against Alabama (April 29), striking out a pair in two innings of work ... Pitched four hitless innings with four strikeouts vs. Charlotte (May 17) ... Had seven strikeouts in five innings, allowing just two hits and two runs at Tennessee (March 20) ... Struck out five in two innings against George Washington (Feb. 26) ... In 2.2 innings, struck out five against Georgia (April 9) in earning his first career save ... Had saves in wins over North Florida (April 12), Ole Miss (April 15) and Winthrop (April 20) ... Did not allow a hit and struck out three in 1.1 innings in a win over Ole Miss (April 15)

HIGH SCHOOL: Attended Chapin High School in Chapin, S.C. ... 5A All-State (2021) ... 5A All-Region (2019, '21) ... Helped Chapin win the 4A state baseball championship in 2018 ... Holds the Chapin High School record for regular-season strikeouts with 94 in 44.2 innings pitched in 2021 ... Captain's Award (2021) ... Ranked the No. 2 left-handed pitcher and No. 15 player in the State of South Carolina by Perfect Game ... Perfect Game Pre-season All-Atlantic Region second team (2021) ... Perfect Game Preseason Underclass All-Atlantic Region honorable mention (2020) ... Also played football at Chapin and was a team captain in 2020 ... All-Region in Football (2019, '20) ... Perfect Game All-Tournament Team and Elite Team Pitcher in the 17U World Series (2020) ... CABA 17U World Series champion and Best Hitter Award/All-Tournament Team

PERSONAL: Born on Jan. 14, 2003 ... Son of Mark and Laurie Becker ... Undeclared on a major

BECKER'S GAME-BY-GAME

2022 SEASON

Date	Opponent	GS	IP	H	R	ER	BB	SO	W-L	SV
2-19-22	UNCG		1.0	2	1	1	2	2	0-0	0
2-26-22	G. Washington		2.0	2	0	0	1	5	0-0	0
3-5-22	Clemson		2.0	0	0	0	1	3	0-0	0
3-8-22	Xavier		1.0	2	2	1	0	2	0-0	0
3-13-22	Texas	*	6.0	1	1	1	3	11	1-0	0
3-20-22	Tennessee	*	5.0	2	2	2	1	7	1-1	0
3-26-22	Vanderbilt	*	4.2	7	5	4	6	4	1-1	0
4-3-22	Missouri	*	4.1	3	3	3	5	5	1-2	0
4-9-22	Georgia		2.2	3	3	3	0	5	1-2	1
4-12-22	North Florida		2.0	2	0	0	0	3	1-2	2
4-15-22	Ole Miss		1.1	0	0	0	0	3	1-2	3
4-16-22	Ole Miss		1.2	5	4	4	1	3	1-2	3
4-20-22	Winthrop		1.0	0	0	0	0	3	1-2	4
4-23-22	Auburn		1.0	5	2	2	1	1	1-3	4
4-29-22	Alabama		2.0	2	1	1	1	2	2-3	4
4-30-22	Alabama		1.0	0	0	0	0	1	2-3	4
5-7-22	Texas A&M		1.2	3	3	3	2	1	2-4	4
5-8-22	Texas A&M		1.0	2	0	0	1	1	2-4	4
5-15-22	Kentucky		1.0	2	3	3	2	1	2-4	4
5-17-22	Charlotte		4.0	0	0	0	3	4	2-4	4
5-21-22	Florida		2.0	1	0	0	2	1	2-4	4

2023 SEASON

Date	Opponent	GS	IP	H	R	ER	BB	SO	W-L	SV
2-22-23	Queens		2.0	0	0	0	1	2	0-0	0
2-25-23	Penn		1.0	0	0	0	0	2	0-0	1
3-4-23	Clemson		1.0	4	4	4	1	3	1-0	1

Season High	Career High
2.0 vs. Queens (2/22/23).....	Innings 6.0 vs. Texas (3/13/22)
4 vs. Clemson (3/4/23).....	Hits 7 vs. Vanderbilt (3/26/22)
4 vs. Clemson (3/4/23).....	Runs 5 vs. Vanderbilt (3/26/22)
4 vs. Clemson (3/4/23).....	Earned Runs... 4, 2x, last vs. Ole Miss (4/16/22)
1, 2x, last vs. Clemson (3/4/23).....	Walks 6 vs. Vanderbilt (3/26/22)
3 vs. Clemson (3/4/23).....	Strikeouts 11 vs. Texas (3/13/22)

BECKER'S CAREER STATISTICS

Year	ERA	W-L	G	GS	CG	SHO	SV	IP	H	R	ER	BB	SO	2B	3B	HR	BF	AVG	WP	HBP	BK	SFA	SHA
2022	5.21	2-4	21	5	0	0/1	4	48.1	44	30	28	32	68	6	0	9	224	.242	13	4	0	3	3
2023	9.00	1-0	3	0	0	0/2	1	4.0	4	4	4	2	7	1	0	0	19	.235	0	0	0	0	0
Totals	5.50	3-4	24	5	0	0/3	5	52.1	48	34	32	34	75	7	0	9	243	.241	13	4	0	3	3

2 NCAA Championships, 3 SEC Championships, 7 SEC East Titles, 31 NCAA Appearances

SOUTH CAROLINA 2023 HONOR ROLL

Cade Austin

Stopper of the Year Watch List
No. 7 Relief Pitcher in the country by D1Baseball.com

Matthew Becker

D1Baseball Pitcher to Watch in the SEC
No. 32 Top Prospect for the 2024 Draft, D1Baseball.com

Gavin Casas

No. 57 overall transfer by D1Baseball.com
No. 26 transfer in the SEC by D1Baseball.com's SEC Extra
D1Baseball Player to Watch in the SEC
No. 42 First Baseman in the country by D1Baseball.com

Caleb Denny

No. 63 overall transfer by D1Baseball.com
No. 29 transfer in the SEC by D1Baseball.com's SEC Extra
D1Baseball Player to Watch in the SEC
No. 95 Outfielder in the country by D1Baseball.com

Noah Hall

Perfect Game National Pitcher of the Week (Feb. 28)
SEC Co-Pitcher of the Week (Feb. 27)
No. 71 Starting Pitcher in the country by D1Baseball.com

Eli Jerzembeck

Perfect Game Top Freshman
No. 7 Top Prospect for the 2024 Draft, D1Baseball.com
No. 4 Impact Freshman in the SEC, D1Baseball.com
No. 63 Starting Pitcher in the country by D1Baseball.com

Roman Kimball

Perfect Game Top Sophomore

Jack Mahoney

No. 33 Top Prospect in the SEC for the 2023 Draft, D1Baseball.com
No. 107 Starting Pitcher in the country by D1Baseball.com

Will McGillis

No. 36 overall transfer by D1Baseball.com
No. 19 transfer in the SEC by D1Baseball.com's SEC Extra
No. 41 Second Baseman in the country by D1Baseball.com

Ethan Petry

Collegiate Baseball National Player of the Week (Feb. 27)
Perfect Game Top Freshman
No. 18 Impact Freshman in the SEC, D1Baseball.com

Nick Proctor

No. 97 overall transfer by D1Baseball.com

Will Sanders

Baseball American Preseason All-America second team
D1Baseball.com Preseason All-America second team
Perfect Game Preseason All-America second team
Preseason All-SEC team by Perfect Game
Perfect Game Top Junior
D1Baseball Pitcher to Watch in the SEC
No. 7 Top Prospect in the SEC for the 2023 Draft, D1Baseball.com
No. 11 Starting Pitcher in the country by D1Baseball.com

Will Tippett

Perfect Game Top Freshman

Braylen Wimmer

Perfect Game Top Senior
D1Baseball Player to Watch in the SEC
No. 20 Shortstop in the country by D1Baseball.com

2023 BATTING BY SERIES

Team	Avg.	R	H	HR	RBI	BB	SO
UMass Lowell	.393	49	42	14	45	18	18
Winthrop	.368	19	14	5	19	11	9
Queens	.324	12	11	1	11	7	6
Penn	.220	14	20	6	14	20	33
N.C. A&T	.323	11	10	1	10	10	11
Clemson	.276	20	27	5	20	10	26
The Citadel							
USC Upstate							
Bethune-Cookman							
Presbyterian							
Georgia							
Charlotte							
Missouri							
Mississippi State							
North Carolina							
LSU							
Vanderbilt							
Charleston Southern							
Florida							
Auburn							
Kentucky							
North Florida							
Arkansas							
Tennessee							

2023 PITCHING BY SERIES

Team	ERA	IP	H	R	ER	BB	SO
UMass Lowell	1.67	27.0	12	5	5	4	29
Winthrop	2.00	9.0	8	3	2	1	9
Queens	0.00	9.0	2	0	0	6	8
Penn	2.67	27.0	21	9	8	7	34
N.C. A&T	3.00	9.0	5	3	3	3	7
Clemson	4.85	26.0	27	15	14	9	33
The Citadel							
USC Upstate							
Bethune-Cookman							
Presbyterian							
Georgia							
Charlotte							
Missouri							
Mississippi State							
North Carolina							
LSU							
Vanderbilt							
Charleston Southern							
Florida							
Auburn							
Kentucky							
North Florida							
Arkansas							
Tennessee							

A LOOK AT THE 2023 SEASON

Date	Opponent	Result	Pitcher of Record (W/L)	Notable Game Note
2-17	UMass Lowell	W, 20-3	Hicks (W, 1-0)	Most runs in an opener since 2008, Wimmer 5 hits, Hornung 5RBI, McGillis 2HR
2-18	UMass Lowell	W, 17-1	Hall (W, 1-0)	Gamecocks do not allow a hit after the first inning, 17 runs in first five innings
2-19	UMass Lowell	W, 12-1	Mahoney (W, 1-0)	Mahoney strikes out 9, 5.2 shutout inn., Messina 4 RBI help complete sweep
2-21	Winthrop	W, 19-3	Jones (W, 1-0)	Gamecocks belt five home runs, Petry 2 HR, 4 RBI, Jerzembeck 4 K in 4 IP
2-22	Queens	W, 12-0	Hicks (W, 2-0)	First shutout of 2023, Hicks 5 K in 5 IP, Casas HR, Denny 5 RBI
2-24	Penn	W, 7-4	Sanders (W, 1-0)	Petry, Messina homer, Denny drives in three, Sanders strikes out six in win
2-25	Penn	W, 1-0	Hall (W, 2-0)	Hall strikes out 12, Petry homers in first 1-0 win since March of 2021
2-26	Penn	W, 6-5	Austin (W, 1-0)	Casas, McGillis go back-to-back to take lead in 8th as Gamecocks sweep
2-28	NC A&T	W, 11-3	Jones (W, 2-0)	McGillis leadoff homer; Hicks, Jones combined for 5 no-hit innings
3-3	at Clemson	L, 2-5	Sanders (L, 1-1)	Clemson scores four runs in first three innings in handing Carolina its first loss
3-4	vs. Clemson	W, 11-9	Becker (W, 1-0)	Hornung 3-run homer in seventh, Messina 2-run HR in eighth complete comeback
3-5	Clemson	W, 7-1	Hicks (W, 3-0)	Hicks throws five shutout innings, Casas 2 home runs, LeCroy series MVP
3-7	The Citadel			
3-8	at USC Upstate			
3-10	Bethune-Cookman			
3-11	Bethune Cookman			
3-12	Bethune-Cookman			
3-14	Presbyterian			
3-17	at Georgia*			
3-18	at Georgia*			
3-19	at Georgia*			
3-21	at Charlotte			
3-24	Missouri*			
3-25	Missouri*			
3-26	Missouri*			
3-28	at The Citadel			
3-30	at Mississippi St.*			
3-31	at Mississippi St.*			
4-1	at Mississippi St.*			
4-4	vs. North Carolina			
4-6	LSU*			
4-7	LSU*			
4-8	LSU*			
4-11	USC Upstate			
4-14	at Vanderbilt*			
4-15	at Vanderbilt*			
4-16	at Vanderbilt*			
4-18	Charleston Southern			
4-20	Florida*			
4-21	Florida*			
4-22	Florida*			
4-28	Auburn*			
4-29	Auburn*			
4-30	Auburn*			
5-3	at Winthrop			
5-5	at Kentucky*			
5-6	at Kentucky*			
5-7	at Kentucky*			
5-9	North Florida			
5-12	at Arkansas*			
5-13	at Arkansas*			
5-14	at Arkansas*			
5-16	Charlotte			
5-18	Tennessee*			
5-19	Tennessee*			
5-20	Tennessee*			

GAMECOCKS IN THE RANKINGS

Dates	BA	CB	D1	NCBWA	PG	UST
Preseason	--	47	23	28	--	RV
February 20	--	--	23	25	--	RV
February 27	--	29	23	24	--	23
March 6	23	25	20	20	--	20
March 13						
March 20						
March 27						
April 3						
April 10						
April 17						
April 24						
May 1						
May 8						
May 15						
May 22						

BA - Baseball America; CB - Collegiate Baseball; D1 - D1Baseball; NCBWA - National Collegiate Baseball Writers Association; PG - Perfect Game USA; UST - USA TODAY Coaches Poll;

THE GAMECOCK RADIO NETWORK

All 56 regular season games will be available on the Gamecock Radio Network. Flagship station, 107.5 FM, "The Game," is the home of the Gamecocks and will broadcast all games. In the event of a conflict with basketball in Columbia, the baseball games can be heard on sister station WISW, 1320 AM. All games can also be heard on the All Access channel on GamecocksOnline.

For local affiliates, please check your local listings for the latest schedule. Additional affiliates include:

2023 Network Affiliates

Aiken/Edgefield	WKSX	92.7 FM
Allendale	WDOG	93.5 FM
Camden	WCAM	1590 AM
Charleston	WWIK	98.9 FM
Chesterfield	WVSZ	107.3 FM
Columbia	WNKT	107.5 FM
Columbia	WISW	1320 AM
Florence	WOLH	96.3 FM/ 1230 AM
Greenville	WROO	104.9 FM
Greenwood	WCZZ	1090 AM
Kingstree	WDKD	1310 AM
Myrtle Beach	WSEA	100.3 FM
Rock Hill/Lancaster	WRHM	107.1 FM
Spartanburg	WSPG	98.3 FM/ 1400 AM

Live Gamecock Baseball broadcasts are also available for free this season on the Tuneln App (Android/iOS). Live Gamecock Baseball will also be available for free on the South Carolina Gameday App (Android/iOS) via a link out to Tuneln. Users who do not already have the Tuneln app downloaded will be prompted to download the app. Upon successful completion of the download, users will be easily redirected from the Gameday App to Tuneln anytime they select the Live Audio option in the Gameday App.

During the overlap of basketball and baseball seasons, a basketball broadcast (men's or women's) will take priority over baseball. For example if a basketball game is scheduled at the same time as a baseball game, the basketball game broadcast would be on Tuneln, while the baseball game would not.

LARGEST SINGLE GAME CROWDS AT FOUNDERS PARK

Single-Game Sellouts at Founders Park (57 all-time)

8,242	vs. Clemson	March 5, 2023 (W, 7-1)
8,242	vs. Clemson	March 4, 2022 (L, 2-3)
8,242	vs. Clemson	Feb. 28, 2020 (L, 1-7)
8,242	vs. Clemson	March 3, 2019 (W, 14-3)
8,242	vs. Clemson	March 2, 2018 (W, 3-2)
8,242	vs. Alabama	March 25, 2017 (W, 6-5, 10 inn.)
8,242	vs. Clemson	March 5, 2017 (L, 5-3, 11 inn.)
8,242	vs. UNCG	February 18, 2017 (W, 5-1)
8,242	vs. UNCG	February 17, 2017 (W, 7-1)
8,242	vs. Texas A&M	May 14, 2016 (L, 5-2)
8,242	vs. Florida	April 29, 2016 (W, 2-1)
8,242	vs. Tennessee	April 9, 2016 (W, 7-4)
8,242	vs. College of Charleston	March 29, 2016 (L, 6-5, 13 inn.)
8,242	vs. Clemson	March 4, 2016 (W, 8-1)
8,242	vs. LSU	May 16, 2015 (L, 8-1)
8,242	vs. LSU	May 15, 2015 (L, 9-2)
8,242	vs. Vanderbilt	April 18, 2015 (W, 3-2)
8,242	vs. Georgia	March 28, 2015 (L, 4-3)
8,242	vs. Clemson	March 2, 2015 (L, 7-0)
8,242	vs. Alabama	April 26, 2014 (L, 2-1)
8,242	vs. Alabama	April 25, 2014 (W, 9-3)
8,242	vs. Florida	April 13, 2014 (L, 6-5)
8,242	vs. Florida	April 12, 2014 (L, 4-3, 13 inn.)
8,242	vs. Florida	April 11, 2014 (W, 4-1)
8,242	vs. Tennessee	March 30, 2014 (W, 8-0)
8,242	vs. Clemson	February 28, 2014 (W, 9-6)
8,242	vs. Eastern Kentucky	February 22, 2014 (W, 2-0)
8,242	vs. Georgia	May 11, 2013 (W, 8-3)
8,242	vs. Texas A&M	March 30, 2013 (W, 6-3)
8,242	vs. Clemson	March 3, 2013 (W, 8-0)
8,242	vs. Liberty	February 15, 2013 (W, 4-3)
8,242	vs. Oklahoma (NCAA Super Regional)	June 10-11, 2012 (W, 5-1)
8,242	vs. Oklahoma (NCAA Super Regional)	June 9, 2012 (W, 5-0)
8,242	vs. Clemson (NCAA Regional)	June 3, 2012 (W, 4-3)
8,242	vs. Clemson (NCAA Regional)	June 2, 2012 (W, 5-4, 12 inn.)
8,242	vs. LSU	May 19, 2012 (L, 3-2, 10 inn.)
8,242	vs. LSU	May 18, 2012 (W, 5-4)
8,242	vs. Alabama	April 28, 2012 (W, 9-1)
8,242	vs. Alabama	April 27, 2012 (W, 12-11)
8,242	vs. Mississippi State	April 14, 2012 (W, 5-3)
8,242	vs. Tennessee	April 6, 2012 (L, 5-4)
8,242	vs. Florida	March 24, 2012 (L, 5-4)
8,242	vs. Florida	March 23, 2012 (L, 8-2)
8,242	vs. Florida	March 22, 2012 (W, 9-3)
8,242	vs. Clemson	March 3, 2012 (W, 9-6)
8,242	vs. VMI	February 17, 2012 (W, 2-1)
8,242	vs. Connecticut (NCAA Super Regional)	June 12, 2011 (W, 8-2)
8,242	vs. Connecticut (NCAA Super Regional)	June 11, 2011 (W, 5-1)
8,242	vs. Auburn	April 30, 2011 (W, 10-2)
8,242	vs. Vanderbilt	April 17, 2011 (W, 5-3)
8,242	vs. Vanderbilt	April 16, 2011 (L, 6-4)
8,242	vs. Vanderbilt	April 15, 2011 (W, 3-1)
8,242	vs. Kentucky	April 2, 2011 (W, 4-3, 10 inn.)
8,242	vs. Clemson	March 4, 2011 (W, 6-3)
8,242	vs. Santa Clara	February 19, 2011 (W, 2-1)
8,242	vs. Santa Clara	February 18, 2011 (W, 12-5)
8,242	vs. Florida	May 21, 2010 (L, 5-2)

South Carolina All-Time record in sellouts at Founders Park (39-18 (684))

TOP 10 THREE-GAME SERIES ATTENDANCE MARKS AT FOUNDERS

24,726	vs. Florida (all three sellouts)	April 11-13, 2014
24,726	vs. Florida (all three sellouts)	March 22-24, 2012
24,726	vs. Vanderbilt (all three sellouts)	April 15-17, 2011
24,558	vs. Alabama (two sellouts)	April 25-27, 2014
24,501	vs. UNCG (two sellouts)	February 17-19, 2017
24,398	vs. LSU (two sellouts)	May 18-19, 2012
24,278	vs. Auburn (one sellout)	April 29-May 1, 2011
24,204	vs. Alabama	April 30-May 2, 2010
24,186	vs. Georgia	March 18-20, 2011
23,991	vs. LSU (two sellouts)	May 14-16, 2015

A SOUTH CAROLINA TEAM

Won 10 or more consecutive games.....March 1, 2020-March 10, 2021 (16)
 Lost five or more consecutive games..... March 18-March 24, 2022 (5)
 Scored 20 or more runs in a game.....20, Feb. 17, 2023 vs. UMass Lowell
 Scored 10+ Runs in an inning.....10 in the 3rd inning vs. Valparaiso, March 9, 2010
 Did not strikeout..... April 7, 2015 vs. Appalachian State
 Hit consecutive home runs..... Gavin Casas and Talamdge LeCroy (4th inning vs. Clemson, March 5, 2023)
 Turned a triple play..... at Texas A&M, May 6, 2022 (Wimmer to Braswell to Madden)
 Shut out consecutive opponents..... vs. Mercer, March 6-7, 2021 (W, 4-0, W, 1-0)
 Shut out the opponent..... vs. Penn (1-0) (Feb. 25, 2023)
 Was shut out by the opponent at home..... vs. Vanderbilt (0-10) March 24, 2022
 Was shut out by the opponent on the road..... at Florida (0-8) May 20, 2022
 Was shut out in two consecutive games..... at Arkansas (0-2, 0-3) April 14, 2018
 Swept a conference doubleheader..... at LSU (4-2, 9-0) April 17, 2021
 Was swept in a conference doubleheader..... at Ole Miss (3-7, 4-6) May 1, 2021
 Swept a conference series at home..... vs. Alabama, April 28-30, 2022
 Swept a conference series on the road..... at Kentucky, May 14-16, 2021
 Was swept in a conference series at home..... vs. Vanderbilt, May 3-5, 2019
 Was swept in a conference series on the road..... at Auburn April 22-24, 2022
 Won a conference series at home..... vs. Kentucky, May 13-15, 2022
 Won a conference series on the road..... at Kentucky, May 14-16, 2021
 Last 1-0 win..... vs. Penn, Feb. 25, 2023
 Last 1-0 loss..... vs. UNC Greensboro, Feb. 19, 2017

A SOUTH CAROLINA PLAYER

Hit two home runs in a game..... Gavin Casas vs. Clemson, March 5, 2023
 Hit three home runs in a game..... Wes Clarke vs. Winthrop, Feb. 23, 2021
 Led off game with a home run..... Brady Allen at Georgia, April 4, 2021
 Hit a grand slam..... Cole Messina vs. Winthrop, Feb. 21, 2023
 Walk-off home run..... Jacob Olson vs. North Carolina State, April 2, 2019
 Pinch hit home run..... Jack Mahoney vs. Florida, May 19, 2022
 Inside-the-park home run..... Noah Campbell vs. Florida, March 17, 2018
 Had seven or more RBI in a game..... Wes Clarke (7) vs. Northwestern, Feb. 22, 2020
 Had five or more hits in a game..... Braylen Wimmer (5) vs. UMass Lowell, Feb. 17, 2023
 Two hits in an inning..... Braylen Wimmer (2nd inning) at Texas A&M, May 7, 2022
 Hit for the cycle..... TJ Hopkins vs. Valparaiso, March 10, 2019
 Had 10 or more total bases in a game..... Braylen Wimmer (10) vs. Vanderbilt, March 26, 2022
 Stole three or more bases in a game..... Brandt Belk (3) vs. Presbyterian, March 29, 2022
 Stole home plate..... Dylan Brewer vs. UMass Lowell, Feb. 19, 2023
 Had a 10-game hitting streak..... Braylen Wimmer (14) May 17, 2022-Feb. 28, 2023
 Had a 15-game hitting streak..... Brandt Belk (24), March 8-April 22, 2022
 Had a 20-game hitting streak..... Brandt Belk (24), March 8-April 22, 2022
 Had a 25-game hitting streak..... Gene Cone (31), March 1-May 6, 2016
 Had 10 or more strikeouts in a game..... Noah Hall (12) vs. Penn (Feb. 25, 2023)
 Pitched a complete game..... Brett Kerry at Kentucky (May 15, 2021)
 Pitched a nine-inning, complete game shutout..... Brett Kerry at Kentucky (May 15, 2021)
 Pitched a combined shutout..... Noah Hall (8.0) and Matthew Becker (1.0) vs. Penn, Feb. 25, 2023
 Pitched a no-hitter..... Colby Holmes, Forrest Koumas, Josh Knab vs. Albany, Feb. 24, 2013

SEASON/CAREER HIGHS

#3 Braylen Wimmer

Season/Career High.....
 5 vs. UML (2/17/23) At Bats.....7, vs. Florida (3/26/21)
 3, 4x, last vs. Clemson (3/4/23) Runs.....3, 7x, last vs. Clemson (3/4/23)
 5 vs. UML (2/17/23) Hits.....5 vs. UML (2/17/23)
 5 vs. UML (2/18/23) RBI.....5, 2x, last vs. UML (2/18/23)
 3 vs. NCAT (2/28/23) Walks.....3, 3x, last vs. NCAT (2/28/23)

#5 Talmadge LeCroy

Season High.....**Career High**
 4, 4x, last vs. Clemson (3/5/23) At Bats.....5, at Texas A&M (5/8/22)
 2, 2x, last vs. UML (2/18/23) Runs.....2, 3x, last vs. UML (2/18/23)
 3, vs. UML (2/18/23) Hits.....3, 2x, last vs. UML (2/18/23)
 3 vs. Clemson (3/5/23) RBI.....2, 5x, last vs. NCAT (2/28/23)
 2, 2x, last vs. Penn (2/26/23) Walks.....2, 2x, last vs. Penn (2/26/23)

#6 Will McGillis

Season High.....**Career High**
 6 vs. NCAT (2/28/23) At Bats.....6, 2x, last vs. NCAT (2/28/23)
 3 vs. Winthrop (2/21/23) Runs.....3, 11x, last vs. Winthrop (2/21/23)
 2, 5x, last vs. NCAT (2/28/23) Hits.....3, 10x, last vs. UAB (4/29/22)
 3, vs. UML (2/17/23) RBI.....4, 2x, last vs. MTSU (5/21/22)
 2 vs. Winthrop (2/21/23) Walks.....2, 15x, last vs. Winthrop (2/21/23)

#7 Michael Braswell

Season High.....**Career High**
 2 vs. UML (2/18/23) At Bats.....5, 7x, last at Texas A&M (5/8/22)
 Runs.....3, 2x, last vs. G. Wash. (2/25/22)
 1 vs. UML (2/18/23) Hits.....4, 2x, last vs. Kentucky (5/13/22)
 1 vs. UML (2/17/23) RBI.....3 vs. Kentucky (5/13/22)
 1 vs. UML (2/19/23) Walks.....3 vs. Kentucky (5/14/22)

#9 Evan Stone

Season High.....**Career High**
 3, 4x, last vs. Clemson (3/5/23) At Bats.....5, 3x, last at Texas A&M (5/8/22)
 3, 2x, last vs. UML (2/18/23) Runs.....3, 2x, last vs. UML (2/18/23)
 2 vs. Winthrop (2/21/23) Hits.....2 vs. NC A&T (5/4/22)
 2 vs. Winthrop (2/21/23) RBI.....1, 4x, last at Florida (5/21/22)
 3 vs. UML (2/17/23) Walks.....3 vs. UML (2/17/23)

#10 Dylan Brewer

Season High.....**Career High**
 4 vs. UML (2/18/23) At Bats.....6, 2x, last vs. N'eastern (3/12/22)
 2 vs. UML (2/17/23) Runs.....2, 4x, last vs. UML (2/17/23)
 1, 2x, last vs. Clemson (3/5/23) Hits.....3, 3x, last vs. Presby (4/26/22)
 1 vs. UML (2/17/23) RBI.....5, vs. NC State (4/2/21)
 1, 3x, last vs. NCAT (2/28/23) Walks.....3, 3x, last vs. Louisville (4/30/21)

#11 Caleb Denny

Season High.....**Career High**
 5, 3x, last vs Penn (2/24/23) At Bats.....7 vs. Oklahoma St. (4/19/22)
 3 vs. NCAT (2/28/23) Runs.....4, 2x, last vs. Pacific (3/5/22)
 3 vs. Penn (2/24/23) Hits.....5 vs. Oklahoma St. (4/19/22)
 5 vs. Queens (2/22/23) RBI.....6, 2x, last vs. SDSU (3/26/22)
 2 vs. Penn (2/26/23) Walks.....2, 6x, last vs. Penn (2/26/23)

#12 Jacob Compton

Season High.....**Career High**
 At Bats.....6, MVSU (4/26/22)
 Runs.....2, 10x, last vs. Houston (5/26/22)
 Hits.....3, 4x, last vs. Ark. St (5/10/22)
 RBI.....5, vs. UT Martin (5/3/22)
 Walks.....2, 3x, last vs. Cincy (5/15/22)

#13 Will Tippett

Season/Career High.....
 4 vs. Penn (2/26/23) At Bats,
 Runs
 1 vs. UML (2/19/23) Hits
 RBI
 1, 2x, last vs. Queens (2/22/23) Walks

#15 Carson Hornung

Season High.....**Career High**
 4, 4x, last vs. Clemson (3/5/23) At Bats.....4, 9x, last vs. Clemson (3/5/23)
 3 vs. UML (2/18/23) Runs.....3 vs. UML (2/18/23)
 2 vs. UML (2/17/23) Hits.....2, 5x, last at UML (2/17/23)
 5 vs. UML (2/17/23) RBI.....5 vs. UML (2/17/23)
 2, 3x, last vs. Winthrop (2/21/23) Walks.....2, 7x, last vs. Winthrop (2/21/23)

#19 Cole Messina

Season High.....**Career High**
 5, 3x, last vs. Clemson (3/4/23) At Bats.....6 vs. G. Wash (2/25/22)
 3, 2x, last vs. Clemson (3/4/23) Runs.....3, 2x, last vs. Clemson (3/4/23)
 3, 2x, last vs. Clemson (3/4/23) Hits.....3, 2x, last vs. Clemson (3/4/23)
 4, 2x, last vs. Winthrop (2/21/23) RBI.....4, 2x, last vs. Winthrop (2/21/23)
 2, 2x, last vs. NCAT (2/28/23) Walks.....2, 3x, last vs. NCAT (2/28/23)

#20 Ethan Petry

Season/Career High.....
 4, 3x, last vs. Clemson (3/3/23) At Bats,
 3 vs. Winthrop (2/21/23) Runs
 3 vs. Winthrop (2/21/23) Hits
 4 vs. Winthrop (2/21/23) RBI
 1, 4x, last vs. Clemson (3/4/23) Walks

#26 Jonathan French

Season High.....**Career High**
 2, 3x, last vs. NCAT (2/28/23) At Bats.....5, 5x, last vs. ETSU (4/20/22)
 1 vs. Winthrop (2/21/23) Runs.....3, vs. Ga. Tech (5/8/22)
 2 vs. Winthrop (2/21/23) Hits.....3, vs. Wake (4/16/22)
 1 vs. Winthrop (2/21/23) RBI.....4, vs. N'Eastern (3/12/22)
 2 vs. NCAT (2/28/23) Walks.....2, 6x, last vs. NCAT (2/28/23)

#31 David Cromer

Season/Career High.....
 1, 2x, last vs. Winthrop (2/21/23) At Bats, 1, 3x, last vs. Winthrop (2/21/23)
 Runs
 1, vs. Winthrop (2/21/23) Hits.....1, vs. Winthrop (2/21/23)
 1, vs. Winthrop (2/21/23) RBI.....1, vs. Winthrop (2/21/23)
 Walks.....1, vs. Xavier (3/8/22)

#37 Chris Veach

Season High.....**Career High**
 1, 4x, last vs. Queens (2/22/23) At Bats.....6, vs. UNCA (4/6/21)
 2 vs. UML (2/17/23) Runs.....4, at East. Kent. (2/27/21)
 1, 2x, last vs. Queens (2/22/23) Hits.....3, 5x, last vs. Chas. So (3/27/21)
 RBI.....3, at Ga. Tech (3/23/22)
 Walks.....1, vs. Xavier (3/8/22)

#38 Zander Buchan

Season/Career High.....
 At Bats,
 Runs
 Hits
 RBI
 Walks

#50 Kevin Madden

Season High.....**Career High**
 1, 7x, last vs Clemson (3/4/23) At Bats.....6, 3x, last vs. Georgia Tech (4/18/21)
 1, vs. UML (2/19/23) Runs.....3, vs. William and Mary (3/10/20)
 1, vs. UML (2/19/23) Hits.....5, vs. Virginia (5/16/19)
 1 vs. UML (2/19/23) RBI.....5, 2x, last at Wake Forest (4/10/21)
 Walks.....3, at Wake Forest (4/7/19)

#52 Gavin Casas

Season High.....**Career High**
 5 vs. Queens (2/22/23) At Bats.....6, vs. Hawaii (3/5/22)
 2, 4x, last vs. Clemson (3/5/23) Runs.....2, 7x, last vs. Clemson (3/5/23)
 3 vs. Queens (2/22/23) Hits.....3, 2x, last vs. Queens (2/22/23)
 3, 3x, last vs. Clemson (3/5/23) RBI.....7, vs. Wagner (3/13/22)
 2, 4x, last vs. Clemson (3/5/23) Walks.....2, 5x, last vs. Clemson (3/5/23)

#4 Jackson Phipps

Season High..... Career High
1.0 vs. UML (2/18/23).....Innings 2.0, vs. Gardner-Webb (3/30/21)
1 vs. Penn (2/24/23)..... Hits..... 3, 3x, last vs Citadel (4/27/21)
..... Runs..... 5, vs. Citadel (4/27/21)
..... Earned Runs..... 5, vs. Citadel (4/27/21)
..... Walks..... 1, 4x, last vs. Citadel (4/27/21)
2 vs. UML (2/18/23)..... Strikeouts . 5, vs. Gardner-Webb (3/30/21)

#14 Eli Jones

Season High..... Career High
3.0 vs. NCAT (2/28/23).....Innings 3.2 vs. NC A&T (5/4/22)
4 vs. Winthrop (2/21/23)..... Hits..... 5 vs. Presbyterian (3/29/22)
2 vs. Winthrop (2/21/23)..... Runs..... 4 vs. USC Upstate (5/10/22)
1 vs. Winthrop (2/21/23)..... Earned Runs..... 4 vs. USC Upstate (5/10/22)
1 vs. Winthrop (2/21/23)..... Walks..... 2 vs. USC Upstate (5/10/22)
4 vs. Winthrop (2/21/23)..... Strikeouts..... 4 vs. Winthrop (2/21/23)

#16 Dylan Eskew

Season/Career High.....
1.0, 2x, last vs. Queens (2/22/23).....Innings
1 vs. UML (2/19/23)..... Hits
1 vs. UML (2/19/23)..... Runs
1 vs. UML (2/19/23)..... Earned Runs
2 vs. Queens (2/22/23)..... Walks
..... Strikeouts

#18 Eli Jerzembeck

Season/Career High.....
4.0 vs. Winthrop (2/21/23).....Innings
4,2x, last vs. Penn (2/26/23)..... Hits
1, 2x, last vs. Penn (2/26/23).....Runs
1, 2x, last vs. Penn (2/26/23)..... Earned Runs
1 vs. Penn (2/26/23)..... Walks
4, 2x, last vs. Clemson (3/3/23)..... Strikeouts

#25 Sam Simpson

Season/Career High.....
.....Innings
..... Hits
..... Runs
..... Earned Runs
..... Walks
..... Strikeouts

#28 Austin Williamson

Season/Career High.....
2.0 vs. UML (2/17/23).....Innings
..... Hits
..... Runs
..... Earned Runs
1 vs. Queens (2/22/23)..... Walks
3 vs. UML (2/17/23)..... Strikeouts

#29 Matthew Becker

Season High..... Career High
2.0 vs. Queens (2/22/23).....Innings 6.0 vs. Texas (3/13/22)
4 vs. Clemson (3/4/23)..... Hits..... 7 vs. Vanderbilt (3/26/22)
4 vs. Clemson (3/4/23)..... Runs..... 5 vs. Vanderbilt (3/26/22)
4 vs. Clemson (3/4/23)..... Earned Runs... 4, 2x, last vs. Ole Miss (4/16/22)
1, 2x, last vs. Clemson (3/4/23)..... Walks..... 6 vs. Vanderbilt (3/26/22)
3 vs. Clemson (3/4/23)..... Strikeouts..... 11 vs. Texas (3/13/22)

#30 Brett Thomas

Season High..... Career High
1.0 vs. UML (2/18/23).....Innings .. 4.0, 2x, last vs. Kentucky (5/13/22)
..... Hits..... 7 vs. Florida (5/19/22)
..... Runs..... 4, 2x, last vs. Florida (5/19/22)
..... Earned Runs 4, 2x, last vs. Florida (5/19/22)
..... Walks... 3, 3x, last vs. Kentucky (5/13/22)
1 vs. UML (2/18/23)..... Strikeouts.. 5, 2x, last vs. Florida (5/19/22)

#34 James Hicks

Season High..... Career High
5.0, 2x, last vs. Clemson (3/5/23).....Innings 5.0, 2x, last vs. Clemson (3/5/23)
2, 2x, last vs. Clemson (3/5/23)..... Hits..... 9, vs. UNCG (2/19/22)
..... Runs..... 4, vs. UNCG (2/19/22)
..... Earned Runs..... 4, vs. UNCG (2/19/22)
2 vs. Queens (2/22/23)..... Walks..... 2 vs. Queens (2/22/23)
6 vs. Clemson (3/5/23)..... Strikeouts..... 6 vs. Clemson (3/5/23)

#36 Cade Austin

Season High..... Career High
1.1, 2x, last vs. Penn (2/24/23).....Innings 4.0 vs. Winthrop (2/22/22)
3 vs. Penn (2/24/23)..... Hits..... 7, at Texas A&M (5/7/22)
2 vs. Penn (2/24/23)..... Runs..... 6 vs. UNCG (2/18/22)
2 vs. Penn (2/24/23)..... Earned Runs..... 6 vs. UNCG (2/18/22)
1 vs. Clemson (3/4/23)..... Walks..... 3 vs. UNCG (2/18/22)
3 vs. Penn (2/24/23)..... Strikeouts..... 5 at Tennessee (3/19/22)

#37 Chris Veach

Season High..... Career High
1.1 vs. Penn (2/24/23).....Innings 4.0, at Auburn (2/21/21)
2 vs. Clemson (3/4/23)..... Hits..... 4, vs. Indiana St. (6/5/21)
2 vs. Clemson (3/4/23)..... Runs..... 4, at Longwood (4/17/21)
2 vs. Clemson (3/4/23)..... Earned Runs..... 3, at Longwood (4/17/21)
2 vs. Clemson (3/4/23)..... Walks..... 2, 6x, last vs. Clemson (3/4/23)
2, 2x, last vs. Penn (2/24/23)..... Strikeouts..... 4, vs. Chas. So. (3/27/21)

#40 Wesley Sweatt

Season High..... Career High
1.0, 2x, last vs. NCAT (2/28/23).....Innings 5.0, vs. Georgia (3/15/19)
1, 2x, last vs. NCAT (2/28/23)..... Hits..... 10, at Tennessee (3/22/19)
1 vs. UML (2/17/23)..... Runs..... 8, at Tennessee (3/22/19)
1 vs. UML (2/17/23)..... Earned Runs..... 6, at Tennessee (3/22/19)
1 vs. UML (2/17/23)..... Walks..... 3, vs. Furman (5/8/19)
1 vs. NCAT (2/28/23)..... Strikeouts..... 4, 2x, last vs. Xavier (3/8/22)

#41 Zach Zedalis

Season/Career High.....
1.0 vs. Winthrop (2/21/23).....Innings
..... Hits
..... Runs
..... Earned Runs
..... Walks
1 vs. Winthrop (2/21/23)..... Strikeouts

#44 Trey Wheeler

Season/Career High.....
0.2, 2x, last vs. NCAT (2/28/23).....Innings
..... Hits
..... Runs
..... Earned Runs
1 vs. NCAT (2/28/23)..... Walks
1 vs. NCAT (2/28/23)..... Strikeouts

#45 Nick Proctor

Season High..... Career High
1.1, 2x, last vs. NCAT (2/28/23).....Innings 4.1, vs. Pacific (2/19/21)
4 vs. NCAT (2/28/23)..... Hits..... 5, 2x, last vs. St. Mary's (3/7/21)
3 vs. NCAT (2/28/23)..... Runs..... 7, at San Fran. (2/27/21)
3 vs. NCAT (2/28/23)..... Earned Runs..... 7, at San Fran. (2/27/21)
1, 2x, last vs. NCAT (2/28/23)..... Walks..... 3, at San Fran. (2/27/21)
1, 3x, last vs. NCAT (2/28/23)..... Strikeouts.. 6, 2x, last vs. Ore. St. (5/26/22)

#47 Connor McCreery

Season/Career High.....
.....Innings
..... Hits
..... Runs
..... Earned Runs
..... Walks
..... Strikeouts

SOUTH CAROLINA LINEUPS BY POSITION

GAME (No./time)	C	1B	2B	SS	3B	LF	CF	RF	DH
2-17 UML (1/1)	Messina	Casas	McGillis	Wimmer	LeCroy	Denny	Stone	Brewer	Hornung
2-18 UML (1/2)	Messina	Casas	McGillis	Wimmer	LeCroy	Denny	Stone	Brewer	Hornung
2-19 UML (2/1)	Messina	Casas	McGillis	Wimmer	LeCroy	Hornung	Stone	Denny	Petry
2-21 WIN (3/1)	Messina	Casas	McGillis	Wimmer	LeCroy	Denny	Stone	Petry	Hornung
2-22 QUE (4/1)	LeCroy	Casas	McGillis	Wimmer	Petry	Hornung	Stone	Denny	Messina
2-24 PENN (3/2)	Messina	Casas	McGillis	Wimmer	LeCroy	Denny	Stone	Petry	Hornung
2-25 PENN (3/3)	Messina	Casas	McGillis	Wimmer	LeCroy	Denny	Stone	Petry	Hornung
2-26 PENN (5/1)	Messina	Casas	McGillis	Wimmer	LeCroy	Denny	Tippett	Petry	Hornung
2-28 NCAT (6/1)	French	Messina	McGillis	Wimmer	LeCroy	Denny	Tippett	Petry	Casas
3-3 CLEM (7/1)	Messina	Petry	McGillis	Wimmer	LeCroy	Hornung	Stone	Denny	Casas
3-4 CLEM (3/4)	Messina	Casas	McGillis	Wimmer	LeCroy	Denny	Stone	Petry	Hornung
3-5 CLEM (3/5)	Messina	Casas	McGillis	Wimmer	LeCroy	Denny	Stone	Petry	Hornung
3-7 CIT									
3-8 UPST									
3-10 BCU									
3-11 BCU									
3-12 BCU									
3-14 PC									
3-17 GA									
3-18 GA									
3-19 GA									
3-21 CHAR									
3-24 MIZ									
3-25 MIZ									
3-26 MIZ									
3-28 CIT									
3-30 MSST									
3-31 MSST									
4-1 MSST									
4-4 UNC									
4-6 LSU									
4-7 LSU									
4-8 LSU									
4-11 UPST									
4-14 VAN									
4-15 VAN									
4-16 VAN									
4-18 CSU									
4-20 FLA									
4-21 FLA									
4-22 FLA									
4-28 AUB									
4-29 AUB									
4-30 AUB									
5-2 WIN									
5-5 UK									
5-6 UK									
5-7 UK									
5-9 UNF									
5-12 ARK									
5-13 ARK									
5-14 ARK									
5-16 CHAR									
5-18 TENN									
5-19 TENN									
5-20 TENN									

SOUTH CAROLINA LINEUPS BY BATTING ORDER

GAME (No./time)	1	2	3	4	5	6	7	8	9
2-17 UML (1/1)	Hornung	Wimmer	Denny	Messina	LeCroy	Casas	McGillis	Brewer	Stone
2-18 UML (1/2)	Hornung	Wimmer	Denny	Messina	LeCroy	Casas	McGillis	Brewer	Stone
2-19 UML (2/1)	Hornung	Wimmer	Denny	Messina	LeCroy	Casas	McGillis	Petry	Stone
2-21 WIN (2/2)	Hornung	Wimmer	Denny	Messina	LeCroy	Casas	McGillis	Petry	Stone
2-22 QUE (3/2)	Hornung	Wimmer	Denny	Messina	LeCroy	Casas	McGillis	Petry	Stone
2-24 PENN (4/1)	Hornung	Wimmer	Denny	Messina	Casas	LeCroy	Petry	McGillis	Stone
2-25 PENN (4/2)	Hornung	Wimmer	Denny	Messina	Casas	LeCroy	Petry	McGillis	Stone
2-26 PENN (5/1)	LeCroy	Wimmer	Denny	Messina	Petry	Casas	McGillis	Hornung	Tippett
2-28 NCAT (6/1)	McGillis	Wimmer	Denny	Messina	Casas	Petry	LeCroy	French	Tippett
3-3 CLEM (7/1)	McGillis	Wimmer	Denny	Messina	Casas	Petry	LeCroy	Hornung	Stone
3-4 CLEM (8/1)	McGillis	Wimmer	Denny	Messina	Petry	Casas	LeCroy	Hornung	Stone
3-5 CLEM (9/1)	Hornung	Wimmer	Denny	Messina	Petry	Casas	LeCroy	McGillis	Stone
3-7 CIT									
3-8 UPST									
3-10 BCU									
3-11 BCU									
3-12 BCU									
3-14 PC									
3-17 GA									
3-18 GA									
3-19 GA									
3-21 CHAR									
3-24 MIZ									
3-25 MIZ									
3-26 MIZ									
3-28 CIT									
3-30 MSST									
3-31 MSST									
4-1 MSST									
4-4 UNC									
4-6 LSU									
4-7 LSU									
4-8 LSU									
4-11 UPST									
4-14 VAN									
4-15 VAN									
4-16 VAN									
4-18 CSU									
4-20 FLA									
4-21 FLA									
4-22 FLA									
4-28 AUB									
4-29 AUB									
4-30 AUB									
5-2 WIN									
5-5 UK									
5-6 UK									
5-7 UK									
5-9 UNF									
5-12 ARK									
5-13 ARK									
5-14 ARK									
5-16 CHAR									
5-18 TENN									
5-19 TENN									
5-20 TENN									

SOUTH CAROLINA PITCHERS BY THE NUMBERS

#36 Cade Austin - R-So. RHP

2022 SEASON

Date	Opponent	GS	IP	H	R	ER	BB	SO	W-L	SV
2-18-22	UNCG		1.2	5	6	6	3	1	0-0	0
2-22-22	Winthrop	*	4.0	4	1	1	1	3	1-0	0
2-26-22	G. Washington	*	2.0	2	0	0	1	2	1-0	0
3-5-22	Clemson		2.0	5	3	1	0	2	1-0	0
3-8-22	Xavier		1.0	1	1	0	2	0	1-0	0
3-12-22	Texas		1.2	0	0	0	1	1	1-0	0
3-15-22	Gardner-Webb		2.0	1	0	0	0	4	1-0	0
3-19-22	Tennessee		3.1	0	0	0	1	5	1-0	0
3-22-22	The Citadel		2.0	0	0	0	0	1	1-0	0
3-25-22	Vanderbilt		2.0	3	0	0	0	3	1-0	0
3-26-22	Vanderbilt		2.0	4	1	1	0	0	1-0	1
4-1-22	Missouri		2.0	2	0	0	0	1	1-0	2
4-2-22	Missouri		0.2	1	1	1	0	2	1-0	2
4-6-22	North Carolina		0.1	0	0	0	0	1	1-0	2
4-8-22	Georgia		2.0	3	2	2	2	2	1-1	2
4-10-22	Georgia		1.1	2	1	1	0	0	1-1	2
4-16-22	Ole Miss		1.0	1	0	0	0	2	2-1	2
4-20-22	Winthrop		2.0	0	0	0	1	1	3-1	2
4-24-22	Auburn		3.0	2	0	0	2	4	3-1	2
4-28-22	Alabama		3.0	1	2	0	2	3	4-1	2
4-30-22	Alabama		1.0	1	0	0	0	2	4-1	2
5-4-22	N.C. A&T		1.0	1	0	0	0	3	4-1	2
5-7-22	Texas A&M		2.1	7	5	5	0	3	4-1	2
5-8-22	Texas A&M		2.0	1	0	0	0	2	4-1	2
5-13-22	Kentucky		3.0	1	0	0	1	2	4-1	2
5-21-22	Florida		3.0	2	1	0	2	1	5-1	2
5-24-22	Florida		2.2	2	1	1	0	4	5-2	2

2023 SEASON

Date	Opponent	GS	IP	H	R	ER	BB	SO	W-L	S
2-19-23	UMass Lowell		1.1	0	0	0	0	2	0-0	0
2-24-23	Penn		1.1	3	2	2	0	3	0-0	0
2-26-23	Penn		0.1	0	0	0	0	0	1-0	0
2-28-23	N.C. A&T		1.0	0	0	0	0	1	1-0	0
3-4-23	Clemson		1.0	0	0	0	1	1	1-0	0

#29 Matthew Becker - So. LHP

2022 SEASON

Date	Opponent	GS	IP	H	R	ER	BB	SO	W-L	SV
2-19-22	UNCG		1.0	2	1	1	2	2	0-0	0
2-26-22	G. Washington		2.0	2	0	0	1	5	0-0	0
3-5-22	Clemson		2.0	0	0	0	1	3	0-0	0
3-8-22	Xavier		1.0	2	2	1	0	2	0-0	0
3-13-22	Texas	*	6.0	1	1	1	3	11	1-0	0
3-20-22	Tennessee	*	5.0	2	2	2	1	7	1-1	0
3-26-22	Vanderbilt	*	4.2	7	5	4	6	4	1-1	0
4-3-22	Missouri	*	4.1	3	3	3	5	5	1-2	0
4-9-22	Georgia		2.2	3	3	3	0	5	1-2	1
4-12-22	North Florida		2.0	2	0	0	0	3	1-2	2
4-15-22	Ole Miss		1.1	0	0	0	0	3	1-2	3
4-16-22	Ole Miss		1.2	5	4	4	1	3	1-2	3
4-20-22	Winthrop		1.0	0	0	0	0	3	1-2	4
4-23-22	Auburn		1.0	5	2	2	1	1	1-3	4
4-29-22	Alabama		2.0	2	1	1	1	2	2-3	4
4-30-22	Alabama		1.0	0	0	0	0	1	2-3	4
5-7-22	Texas A&M		1.2	3	3	3	2	1	2-4	4
5-8-22	Texas A&M		1.0	2	0	0	1	1	2-4	4
5-15-22	Kentucky		1.0	2	3	3	2	1	2-4	4
5-17-22	Charlotte		4.0	0	0	0	3	4	2-4	4
5-21-22	Florida		2.0	1	0	0	2	1	2-4	4

2023 SEASON

Date	Opponent	GS	IP	H	R	ER	BB	SO	W-L	SV
2-22-23	Queens		2.0	0	0	0	1	2	0-0	0
2-25-23	Penn		1.0	0	0	0	0	2	0-0	1
3-4-23	Clemson		1.0	4	4	4	1	3	1-0	1

#16 Dylan Eskew - Jr. RHP

2023 SEASON

Date	Opponent	GS	IP	H	R	ER	BB	SO	W-L	SV
2-19-23	UMass Lowell		1.0	1	1	1	1	0	0-0	0
2-22-23	Queens		1.0	0	0	0	2	0	0-0	0

#33 Noah Hall - Sr. RHP

2022 SEASON

Date	Opponent	GS	IP	H	R	ER	BB	SO	W-L	SV
2-18-22	UNCG		2.0	1	0	0	1	3	0-0	0
2-20-22	UNCG		2.0	2	1	1	1	2	0-0	0
2-26-22	G. Washington		2.1	7	4	4	1	4	0-0	0
3-5-22	Clemson	*	3.1	3	3	3	2	3	0-1	0
3-12-22	Texas	*	4.2	10	7	7	4	6	0-2	0
3-18-22	Tennessee	*	5.2	8	4	4	2	5	0-3	0
3-24-22	Vanderbilt	*	6.0	4	4	3	5	6	0-4	0
4-1-22	Missouri	*	7.0	3	1	1	0	4	1-4	0
4-8-22	Georgia	*	7.0	7	1	1	2	10	1-4	0
4-15-22	Ole Miss	*	7.2	6	2	2	0	5	2-4	0

4-23-22	Auburn	*	6.1	9	6	5	2	5	2-4	0
4-29-22	Alabama	*	7.0	3	0	0	4	8	2-4	0
5-7-22	Texas A&M	*	4.2	6	5	5	2	5	2-4	0
5-14-22	Kentucky	*	8.0	2	0	0	3	8	3-4	0
5-20-22	Florida	*	3.0	4	3	1	2	4	3-5	0

2023 SEASON

Date	Opponent	GS	IP	H	R	ER	BB	SO	W-L	S
2-18-23	UMass Lowell	*	5.1	2	1	1	1	4	1-0	0
2-25-23	Penn	*	8.0	3	0	0	0	12	2-0	0
3-4-23	Clemson	*	6.0	6	3	3	1	5	2-0	0

#34 James Hicks - R-Jr. RHP

2022 SEASON

Date	Opponent	GS	IP	H	R	ER	BB	SO	W-L	SV
2-19-22	UNCG	*	4.1	9	4	4	0	5	0-1	0
2-26-22	G. Washington	*	2.2	1	0	0	1	2	0-1	0

2023 SEASON

Date	Opponent	GS	IP	H	R	ER	BB	SO	W-L	S
2-17-23	UMass Lowell		2.0	0	0	0	0	2	1-0	0
2-22-23	Queens	*	5.0	2	0	0	2	5	2-0	0
2-28-23	N.C. A&T	*	2.0	0	0	0	1	1	2-0	0
3-5-23	Clemson		5.0	2	0	0	1	6	3-0	0

#18 Eli Jerzembeck - Fr. RHP

2023 SEASON

Date	Opponent	GS	IP	H	R	ER	BB	SO	W-L	SV
2-21-23	Winthrop	*	4.0	4	1	1	0	4	0-0	0
2-26-23	Penn		2.1	4	1	1	1	3	0-0	0
3-3-23	Clemson		2.0	0	0	0	0	4	0-0	0

#14 Eli Jones - So. RHP

2022 SEASON

Date	Opponent	GS	IP	H	R	ER	BB	SO	W-L	SV
3-29-22	Presbyterian	*	1.0	5	3	3	0	1	0-0	0
4-6-22	North Carolina	*	2.0	2	0	0	0	0	0-0	0
4-12-22	North Florida	*	2.0	0	0	0	0	3	0-0	0
4-20-22	Winthrop	*	2.0	4	1	1	1	1	0-0	0
5-4-22	N.C. A&T	*	3.2	3	0	0	0	3	1-0	0
5-10-22	USC Upstate	*	1.1	3	4	4	2	2	1-1	0

2023 SEASON

Date	Opponent	GS	IP	H	R	ER	BB	SO	W-L	SV
2-21-23	Winthrop		2.2	4	2	1	1	4	1-0	0
2-28-23	N.C. A&T		3.0	0	0	0	0	2	2-0	0

#23 Jack Mahoney - Jr. RHP

2021 SEASON

Date	Opponent	GS	IP	H	R	ER	BB	SO	W-L	SV
2-19-21	Dayton		1.0	0	0	0	0	1	0-0	0
2-23-21	Winthrop		1.2	1	1	0	0	4	0-0	0
2-28-21	Clemson		1.2	2	1	1	0	1	0-0	0
3-5-21	Mercer		1.0	0	0	0	0	1	0-0	0
3-7-21	Mercer		2.1	1	0	0	0	4	0-0	0
3-12-21	Texas		1.0	1	0	0	1	3	0-0	0
3-13-21	Texas		1.2	1	0	0	1	1	0-0	0
3-19-21	Vanderbilt		0.2	0	0	0	1	0	0-0	0
3-26-21	Florida		1.0	1	1	1	2	1	0-0	0
3-30-21	Gardner-Webb	*	4.0	5	1	1	0	6	1-0	0
4-6-21	North Carolina	*	4.0	6	1	1	0	4	1-0	0
4-13-21	Charleston So.	*	5.0	7	0	0	1	7	2-0	0
4-27-21	The Citadel	*	7.2	5	0	0	1	6	3-0	0
5-5-21	UNF	*	0.2	3	2	2	1	0	3-0	0

2023 SEASON

Date	Opponent	GS	IP	H	R	ER	BB	SO	W-L	S
2-19-23	UMass Lowell	*	5.2	5	0	0	0	9	1-0	0
2-26-23	Penn	*	5.1	5	4	4	2	4	1-0	0
3-5-23	Clemson	*	4.0	4	1	1	2	4	1-0	0

#4 Jackson Phipps - R-So. LHP

2021 SEASON

Date	Opponent	GS	IP	H	R	ER	BB	SO	W-L	S
2-19-21	Dayton		1.0	1	0	0	0	0	0-0	0
2-23-21	Winthrop		0.2	3	1	1	0	1	0-0	0
2-28-21	Clemson		0.1	0	0	0				

Date	Opponent	GS	IP	H	R	ER	BB	SO	W-L	S
2-18-23	UMass Lowell		1.0	0	0	0	0	2	0-0	0
2-24-23	Penn		0.2	1	0	0	0	0	0-0	0

#45 Nick Proctor - Gr. RHP

2021 SEASON

Date	Opponent	GS	IP	H	R	ER	BB	SO	W-L	S
2-19-23	UMass Lowell		1.0	0	0	0	0	1	0-0	0
2-21-23	Winthrop		1.1	0	0	0	0	0	0-0	0
2-24-23	Penn		0.2	1	1	1	1	1	0-0	0
2-28-23	N.C. A&T		1.1	4	3	3	1	1	0-0	0

#32 Will Sanders - Jr. RHP

2021 SEASON

Date	Opponent	GS	IP	H	R	ER	BB	SO	W-L	S
2-20-21	Dayton		1.0	0	0	0	0	0	0-0	0
2-23-21	Winthrop	*	2.2	2	0	0	0	6	0-0	0
2-27-21	Clemson		1.0	0	0	0	0	0	1-0	0
2-28-21	Clemson		0.2	0	0	0	0	0	2-0	0
3-6-21	Mercer		2.0	1	0	0	0	3	2-0	0
3-10-21	The Citadel		1.1	2	0	0	0	0	2-0	0
3-12-21	Texas		0.0	2	3	3	1	0	2-1	0
3-14-21	Texas		1.0	2	0	0	0	0	2-1	0
3-17-21	Davidson	*	1.0	0	0	0	1	1	2-1	0
3-20-21	Vanderbilt		0.2	2	0	0	1	0	2-1	0
3-23-21	The Citadel	*	5.0	1	1	1	1	10	3-1	0
3-28-21	Florida	*	4.0	2	3	2	1	6	4-1	0
4-4-21	Georgia	*	8.0	8	1	1	0	4	5-1	0
4-11-21	Missouri	*	4.0	4	2	2	0	6	5-1	0
4-17-21	LSU	*	6.0	5	0	0	1	4	6-1	0
4-23-21	Arkansas	*	5.0	6	4	4	1	3	6-2	0
5-1-21	Ole Miss	*	2.0	5	4	4	1	2	6-2	0
5-8-21	Miss. State	*	2.1	6	5	4	1	3	6-3	0
5-16-21	Kentucky		1.0	0	0	0	0	0	6-3	0
5-18-21	App State		1.0	0	0	0	0	1	6-3	1
5-22-21	Tennessee		2.1	1	0	0	2	2	6-3	1
6-5-21	ODU		1.1	0	0	0	0	3	6-3	1

2022 SEASON

Date	Opponent	GS	IP	H	R	ER	BB	SO	W-L	S
2-18-22	UNCG	*	5.0	3	1	1	0	3	1-0	0
2-25-22	G. Washington	*	7.0	6	3	3	0	5	2-0	0
3-4-22	Clemson	*	7.0	6	1	1	5	14	2-0	0
3-13-22	Texas	*	6.0	4	2	2	3	6	3-0	0
3-19-22	Tennessee	*	4.2	9	5	5	3	4	3-1	0
3-25-22	Vanderbilt	*	7.0	6	2	2	2	11	4-1	0
4-2-22	Missouri	*	7.0	7	2	2	0	4	4-1	0
4-9-22	Georgia	*	6.1	5	4	3	3	9	5-1	0
4-16-22	Ole Miss	*	6.1	7	4	3	1	4	5-1	0
4-24-22	Auburn	*	5.0	7	2	2	3	3	5-2	0
4-30-22	Alabama	*	7.0	7	5	5	2	8	6-2	0
5-8-22	Texas A&M	*	6.0	6	4	3	3	3	7-2	0
5-15-22	Kentucky	*	7.0	7	4	2	1	4	7-3	0
5-21-22	Florida	*	1.0	0	0	0	2	3	7-3	0
5-24-22	Florida	*	7.0	4	1	0	3	10	7-3	0

2023 SEASON

Date	Opponent	GS	IP	H	R	ER	BB	SO	W-L	S
2-17-23	UMass Lowell	*	4.0	3	2	2	1	3	0-0	0
2-24-23	Penn	*	5.0	4	1	0	2	6	1-0	0
3-3-23	Clemson	*	6.0	9	5	4	1	9	1-1	0

#40 Wesley Sweatt - R-Sr. LHP

2019 SEASON

Date	Opponent	GS	IP	H	R	ER	BB	SO	W-L	S
2-22-19	Utah Valley		2.0	1	0	0	0	2	0-0	0
2-24-19	Utah Valley		1.0	0	0	0	0	1	0-0	0
2-26-19	App State		2.0	0	0	0	0	1	0-0	0
3-1-19	Clemson		1.2	3	1	1	1	1	1-0	0
3-8-19	Valpo	*	4.0	3	1	1	2	3	1-0	0
3-15-19	Georgia	*	5.0	5	5	4	0	1	1-1	0
3-22-19	Tennessee	*	3.1	10	8	6	2	0	1-2	0
3-26-19	N.C. A&T		3.1	1	0	0	0	2	1-2	0
3-29-19	Auburn		1.0	1	0	0	0	0	1-2	0
4-2-19	N.C. State		2.0	3	0	0	0	2	2-2	0
4-5-19	Alabama		1.2	1	0	0	0	0	2-2	0
4-9-19	Charlotte		1.0	1	1	1	1	1	2-2	1
4-12-19	Florida		0.2	1	0	0	1	0	2-2	1
4-13-19	Florida		1.2	3	3	3	2	3	2-3	1
4-23-19	Charleston So.		1.0	1	0	0	0	1	2-3	1
4-26-19	Missouri		0.1	2	0	0	0	1	2-3	1
4-27-19	Missouri		0.0	1	2	0	0	0	2-3	1
5-8-19	Furman	*	4.0	2	2	2	3	4	2-3	1
5-12-19	Kentucky		2.1	2	0	0	0	2	2-3	1
5-14-19	USC Upstate		1.0	0	0	0	0	1	2-3	1
5-17-19	Miss. State		0.2	0	0	0	0	2	2-3	1
5-18-19	Miss. State		0.2	4	3	3	0	0	2-3	1
5-21-19	LSU		3.1	2	0	0	0	3	2-3	1

2021 SEASON

Date	Opponent	GS	IP	H	R	ER	BB	SO	W-L	S
------	----------	----	----	---	---	----	----	----	-----	---

3-10-21	The Citadel		0.2	3	2	2	0	0	0-0	0
3-14-21	Texas		1.0	0	0	0	0	0	0-0	0
3-17-21	Davidson		1.0	0	0	0	0	2	0-0	0
3-23-21	The Citadel		0.2	3	2	2	0	1	0-0	0
4-2-21	Georgia		0.1	0	0	0	0	1	0-0	0
4-9-21	Missouri		1.0	2	1	1	0	0	0-0	0
4-13-21	Charleston So.		1.0	1	0	0	0	0	0-0	0
4-22-21	Arkansas		0.0	3	1	1	0	0	0-0	0
5-8-21	Mlss. State		1.2	0	0	0	0	1	0-0	0
5-11-21	Clemson		1.0	3	1	1	0	1	0-0	0

2022 SEASON

Date	Opponent	GS	IP	H	R	ER	BB	SO	W-L	S
2-18-22	UNCG		0.1	0	0	0	0	0	0-0	1
2-20-22	UNCG		3.1	2	0	0	0	1	0-0	1
2-26-22	G. Washington		3.1	3	2	2	1	3	1-0	1
3-4-22	Clemson		1.0	1	1	1	0	0	1-0	1
3-6-22	Clemson		0.1	1	2	1	1	0	1-0	1
3-8-22	Xavier	*	2.0	3	2	2	0	4	1-0	1
3-13-22	Texas		2.0	2	3	3	2	2	1-0	1

2023 SEASON

Date	Opponent	GS	IP	H	R	ER	BB	SO	W-L	S
2-17-23	UMass Lowell		1.0	1	1	1	1	0	0-0	0
2-28-23	N.C. A&T		1.0	1	0	0	0	1	0-0	0

#30 Brett Thomas - Sr. RHP

2020 SEASON

Date	Opponent	GS	IP	H	R	ER	BB	SO	W-L	S
2-22-20	Northwestern		1.0	0	0	0	0	1	0-0	0
2-28-20	Clemson		1.0	0	0	0	0	0	0-0	0
3-6-20	Cornell		1.0	0	0	0	0	2	0-0	0
3-8-20	Cornell		1.0	0	0	0	0	2	0-0	0

2021 SEASON

Date	Opponent	GS	IP	H	R	ER	BB	SO	W-L	S
3-2-21	Winthrop		1.0	0	0	0	0	3	0-0	0
3-13-21	Texas		0.2	0	0	0	1	2	0-0	0
3-17-21	Davidson		0.1	1	1	1	2	1	0-0	0
4-11-21	Missouri		1.0	0	0	0	0	1	0-0	0

2022 SEASON

Date	Opponent	GS	IP	H	R	ER	BB	SO	W-L	S
3-22-22	The Citadel	*	1.0	1	1	1	0	1	0-0	0
3-29-22	Presbyterian		1.0	1	0	0	1	1	0-0	0
4-3-22	Missouri		1.2	6	4	4	0	3	0-0	0
4-10-22	Georgia		2.0	0	0	0	3	4	0-0	0
4-12-22	North Florida		1.0	1	0	0	1	0	0-0	0
4-22-22	Auburn	*	2.0	2	3	3	2	3	0-0	0
4-28-22	Alabama	*	4.0	4	1	1	1	2	0-0	0
5-6-22	Texas A&M	*	3.1	4	3	3	3	1	0-1	0
5-13-22	Kentucky	*	4.0	3	2	1	3	5	1-1	0
5-19-22	Florida	*	3.0	7	4	4	2	5	1-2	0

2023 SEASON

Date	Opponent	
------	----------	--

Record: 11-1 Home: 10-0 Away: 0-1 Neutral: 1-0 SEC: 0-0

Player	avg	gp-gs	ab	r	h	2b	3b	hr	rbi	tb	slg%	bb	hp	so	gdp	ob%	sf	sh	sb-att	po	a	e	fld%	
20 Ethan Petry	.444	12-10	36	10	16	1	0	5	15	32	.889	4	2	7	0	.489	3	0	0-1	20	2	1	.957	
3 Braylen Wimmer	.439	12-12	41	22	18	2	1	4	13	34	.829	9	5	8	0	.582	0	1	8-8	10	29	3	.929	
11 Caleb Denny	.383	12-12	47	13	18	6	1	2	20	32	.681	7	4	10	1	.492	1	0	6-6	21	0	1	.955	
5 Talmadge LeCroy	.359	12-12	39	9	14	1	1	1	11	20	.513	7	6	8	1	.509	1	1	0-0	12	17	1	.967	
52 Gavin Casas	.308	12-12	39	14	12	1	0	7	16	34	.872	11	2	12	0	.472	1	0	0-0	77	2	0	1.000	
19 Cole Messina	.304	12-12	46	14	14	2	1	5	20	33	.717	7	4	11	0	.431	1	0	0-0	108	6	1	.991	
6 Will McGillis	.256	12-12	43	11	11	1	1	5	8	29	.674	4	6	9	0	.396	0	0	0-0	9	26	3	.921	
15 Carson Hornung	.188	11-11	32	9	6	2	0	2	9	14	.438	9	2	10	0	.386	1	0	0-0	3	0	0	1.000	
9 Evan Stone	.154	12-10	26	12	4	0	0	0	2	4	.154	10	4	11	0	.450	0	0	0-0	19	0	0	1.000	

37 Chris Veach	.500	5-0	4	2	2	0	0	0	0	2	.500	0	0	1	0	.500	0	0	0-0	3	0	0	1.000	
31 David Cromer	.500	4-0	2	0	1	0	0	0	1	1	.500	0	0	0	1	.500	0	0	0-0	1	0	0	1.000	
26 Jonathan French	.333	7-1	9	1	3	1	0	0	1	4	.444	2	2	3	0	.538	0	1	0-0	18	0	0	1.000	
7 Michael Braswell	.250	6-0	4	0	1	0	0	0	1	1	.250	1	0	1	0	.333	1	0	0-0	4	7	0	1.000	
10 Dylan Brewer	.154	9-2	13	7	2	1	0	0	1	3	.231	3	1	6	1	.353	0	0	2-2	8	1	0	1.000	
50 Kevin Madden	.143	8-0	7	1	1	0	0	1	1	4	.571	0	0	1	0	.143	0	0	0-0	1	1	1	.667	
13 Will Tippett	.091	8-2	11	0	1	0	0	0	0	1	.091	2	0	5	0	.231	0	0	0-0	4	1	0	1.000	
Totals	.311	12	399	125	124	18	5	32	119	248	.622	76	38	103	4	.456	9	3	16-17	321	105	14	.968	
Opponents	.190	12	395	35	75	17	0	4	31	104	.263	30	6	120	2	.257	1	2	12-13	291	84	14	.964	

LOB - Team (109), Opp (78). DPs turned - Team (3), Opp (5).

(All games Sorted by Earned run avg)

Player	era	w-l	app	gs	cg	sho	sv	ip	h	r	er	bb	so	2b	3b	hr	b/avg	wp	hp	bks	sfa	sha
34 James Hicks	0.00	3-0	4	2	0	0/1	0	14.0	4	0	0	4	14	0	0	0	.091	0	0	0	0	0
33 Noah Hall	1.86	2-0	3	3	0	0/1	0	19.1	11	4	4	2	21	2	0	0	.162	1	3	0	0	0
23 Jack Mahoney	3.00	1-0	3	3	0	0/0	0	15.0	14	5	5	4	17	1	0	0	.241	0	0	0	0	1
32 Will Sanders	3.60	1-1	3	3	0	0/0	0	15.0	16	8	6	4	18	5	0	2	.258	0	2	0	0	0

28 Austin Williamson	0.00	0-0	2	0	0	0/1	0	3.0	0	0	0	1	4	0	0	0	.000	0	0	0	0	0
4 Jackson Phipps	0.00	0-0	2	0	0	0/0	0	1.2	1	0	0	0	2	0	0	0	.167	0	1	0	0	0
44 Trey Wheeler	0.00	0-0	2	0	0	0/0	0	1.1	0	0	0	1	1	0	0	0	.000	0	0	0	0	0
41 Zach Zedalis	0.00	0-0	1	0	0	0/0	0	1.0	0	0	0	0	1	0	0	0	.000	0	0	0	0	0
30 Brett Thomas	0.00	0-0	1	0	0	0/0	0	1.0	0	0	0	0	1	0	0	0	.000	0	0	0	0	0
14 Eli Jones	1.59	2-0	2	0	0	0/0	0	5.2	4	2	1	1	6	1	0	0	.174	0	0	0	0	0
18 Eli Jerzembeck	2.16	0-0	3	1	0	0/0	0	8.1	8	2	2	1	11	2	0	1	.229	0	0	0	0	0
36 Cade Austin	3.60	1-0	5	0	0	0/0	0	5.0	3	2	2	1	7	0	0	0	.176	0	0	0	0	1
37 Chris Veach	4.15	0-0	4	0	0	0/0	2	4.1	2	2	2	3	6	1	0	0	.133	0	0	0	0	0
16 Dylan Eskew	4.50	0-0	2	0	0	0/1	0	2.0	1	1	1	3	0	1	0	0	.167	2	0	0	0	0
40 Wesley Sweatt	4.50	0-0	2	0	0	0/0	0	2.0	2	1	1	1	1	1	0	0	.286	1	0	0	1	0
45 Nick Proctor	8.31	0-0	4	0	0	0/0	0	4.1	5	4	4	2	3	2	0	1	.278	0	0	0	0	0
29 Matthew Becker	9.00	1-0	3	0	0	0/2	1	4.0	4	4	4	2	7	1	0	0	.235	0	0	0	0	0
Totals	2.69	11-1	12	12	0	2/2	3	107.0	75	35	32	30	120	17	0	4	.190	4	6	0	1	2
Opponents	10.58	1-11	12	12	0	0/0	0	97.0	124	125	114	76	103	18	5	32	.311	14	38	3	9	3

PB - Team (1), Messina 1, Opp (1). Pickoffs - Team (5), Mahoney 2, Hall 1, Proctor 1, Hicks 1. SBA/ATT - Messina (11-12), Hall (7-7), Sanders (1-2), Jerzembeck (1-1), French (1-1), Jones (1-1), Austin (1-1), Mahoney (1-1).

INNINGS SUMMARY

	1	2	3	4	5	6	7	8	9	X	Total
USC	7	19	10	15	19	20	18	16	1	0	125
OPP.	3	3	2	1	6	4	12	1	3	0	35

RECORD WHEN TEAM SCORES

Runs	0	1	2	3	4	5	6	7	8	9	10+
W-L	0-0	1-0	0-1	0-0	0-0	0-0	1-0	2-0	0-0	0-0	7-0

RECORD WHEN OPP. SCORES

Runs	0	1	2	3	4	5	6	7	8	9	10+
W-L	2-0	3-0	0-0	3-0	1-0	1-1	0-0	0-0	0-0	1-0	0-0

RECORD WHEN LEADING AFTER

Inn.	1	2	3	4	5	6	7	8
W-L	4-0	8-0	9-0	9-0	10-0	9-0	10-0	11-0

RECORD WHEN TRAILING AFTER

Inn.	1	2	3	4	5	6	7	8
W-L	0-1	0-1	0-1	0-1	1-1	1-1	0-1	0-1

CAROLINA WHEN...

Situation	Record
Total	11-1
Conference	0-0
Non-Conf	11-1
Home	10-0
Away	0-1
Neutral	1-0
Day	11-0
Night	0-1
vs Left	3-0
vs Right	8-1
1-Run games	2-0
2-Run games	1-0
5+Run games	7-0
Extra inns	0-0
Shutouts	2-0
Scoring 0-2 runs	1-1
Scoring 3-5 runs	0-0
Scoring 6-9 runs	3-0
Scoring 10+ runs	7-0
Opponent 0-2 runs	5-0
Opponent 3-5 runs	5-1
Opponent 6-9 runs	1-0
Opponent 10+ runs	0-0
Scored in 1st inning	3-0
Scores first	8-0
Opp. scores first	3-1
After 6 leading	9-0
After 6 trailing	1-1
After 6 tied	1-0
After 7 leading	10-0
After 7 trailing	0-1
After 7 tied	1-0
After 8 leading	11-0
After 8 trailing	0-1
After 8 tied	0-0
Hit 0 home runs	0-1
Hit 1 home run	3-0
Hit 2+ home runs	8-0
Opponent 0 home runs	9-0
Opponent 1 home run	2-0
Opponent 2+ HRs	0-1
Made 0 errors	4-0
Made 1 error	3-0
Made 2+ errors	4-1
Opp. made 0 errors	3-0
Opp. made 1 error	7-0
Opp. made 2+ errors	1-1
Out-hit opponent	8-0
Out-hit by opponent	2-1
Hits are tied	1-0

RECORD BY DEFENSIVE LINE-UP

STARTING LINEUP BY POSITION (Team record when starter)

PITCHER:

32 Will Sanders	3	(2-1)
23 Jack Mahoney	3	(3-0)
33 Noah Hall	3	(3-0)
34 James Hicks	2	(2-0)
18 Eli Jerzembeck	1	(1-0)

CATCHER:

19 Cole Messina	10	(9-1)
26 Jonathan French	1	(1-0)
5 Talmadge LeCroy	1	(1-0)

FIRST BASE:

52 Gavin Casas	10	(10-0)
19 Cole Messina	1	(1-0)
20 Ethan Petry	1	(0-1)

SECOND BASE:

6 Will McGillis	12	(11-1)
-----------------	----	--------

THIRD BASE:

5 Talmadge LeCroy	11	(10-1)
20 Ethan Petry	1	(1-0)

SHORTSTOP:

3 Braylen Wimmer	12	(11-1)
------------------	----	--------

LEFT FIELD:

11 Caleb Denny	9	(9-0)
15 Carson Hornung	3	(2-1)

CENTER FIELD:

9 Evan Stone	10	(9-1)
13 Will Tippett	2	(2-0)

RIGHT FIELD:

20 Ethan Petry	7	(7-0)
11 Caleb Denny	3	(2-1)
10 Dylan Brewer	2	(2-0)

DESIGNATED HITTER:

15 Carson Hornung	8	(8-0)
52 Gavin Casas	2	(1-1)
19 Cole Messina	1	(1-0)
20 Ethan Petry	1	(1-0)

RECORD BY BATTING ORDER

STARTING LINEUP BY LINEUP SPOT (Team record when starter)

LEADOFF:

15 Carson Hornung	8	(8-0)
6 Will McGillis	3	(2-1)
5 Talmadge LeCroy	1	(1-0)

2ND SPOT:

3 Braylen Wimmer	12	(11-1)
------------------	----	--------

3RD SPOT:

11 Caleb Denny	12	(11-1)
----------------	----	--------

CLEANUP:

19 Cole Messina	12	(11-1)
-----------------	----	--------

5TH SPOT:

5 Talmadge LeCroy	5	(5-0)
52 Gavin Casas	4	(3-1)
20 Ethan Petry	3	(3-0)

6TH SPOT:

52 Gavin Casas	8	(8-0)
5 Talmadge LeCroy	2	(2-0)
20 Ethan Petry	2	(1-1)

7TH SPOT:

6 Will McGillis	6	(6-0)
5 Talmadge LeCroy	4	(3-1)
20 Ethan Petry	2	(2-0)

8TH SPOT:

15 Carson Hornung	3	(2-1)
20 Ethan Petry	3	(3-0)
6 Will McGillis	3	(3-0)
10 Dylan Brewer	2	(2-0)
26 Jonathan French	1	(1-0)

9TH SPOT:

9 Evan Stone	10	(9-1)
13 Will Tippett	2	(2-0)

STARTERS SUMMARY

Player	Position											Batting Order										
	GS	P	C	1B	2B	3B	SS	LF	CF	RF	OF	DH	1st	2nd	3rd	4th	5th	6th	7th	8th	9th	
11 Caleb Denny	12	9	.	3	12
3 Braylen Wimmer	12	12	12
6 Will McGillis	12	.	.	.	12	3	6	3	.
5 Talmadge LeCroy	12	.	1	.	.	11	1	.	.	.	5	2	4	.	.
52 Gavin Casas	12	.	.	10	2	4	8
19 Cole Messina	12	.	10	1	1	.	.	12
15 Carson Hornung	11	3	.	.	.	8	.	8	3	.
20 Ethan Petry	10	.	.	1	.	1	.	.	.	7	.	1	.	.	.	3	2	2	3	.	.	.
9 Evan Stone	10	10	10
32 Will Sanders	3	3
33 Noah Hall	3	3
23 Jack Mahoney	3	3
10 Dylan Brewer	2	2	2	.
13 Will Tippett	2	2	2
34 James Hicks	2	2
18 Eli Jerzembeck	1	1
26 Jonathan French	1	.	1	1	.

GAMECOCK STREAKS

Multiple Hit Games	2	3	4	5+	Total
11 Caleb Denny	5	1	-	-	6
20 Ethan Petry	4	1	-	-	5
6 Will McGillis	5	-	-	-	5
52 Gavin Casas	3	1	-	-	4
5 Talmadge LeCroy	3	1	-	-	4
3 Braylen Wimmer	2	1	-	1	4
19 Cole Messina	1	2	-	-	3
15 Carson Hornung	1	-	-	-	1
9 Evan Stone	1	-	-	-	1
26 Jonathan French	1	-	-	-	1
TEAM	26	7	0	1	34

Multiple RBI Games	2	3	4	5+	Total
52 Gavin Casas	3	3	-	-	6
19 Cole Messina	3	1	2	-	6
11 Caleb Denny	1	3	-	1	5
5 Talmadge LeCroy	3	1	-	-	4
20 Ethan Petry	1	2	1	-	4
3 Braylen Wimmer	1	1	-	1	3
15 Carson Hornung	-	1	-	1	2
6 Will McGillis	1	1	-	-	2
9 Evan Stone	1	-	-	-	1
TEAM	14	13	3	3	33

Hitting Streaks	Longest	Current
3 Braylen Wimmer	8	2
20 Ethan Petry	7	-
11 Caleb Denny	6	5
19 Cole Messina	6	2
5 Talmadge LeCroy	4	4
6 Will McGillis	2	1
26 Jonathan French	2	-
52 Gavin Casas	2	1
15 Carson Hornung	2	-
37 Chris Veach	1	1
13 Will Tippett	1	-
50 Kevin Madden	1	-
31 David Cromer	1	1
10 Dylan Brewer	1	1
7 Michael Braswell	1	-
9 Evan Stone	1	1

Reached Base Streaks	Longest	Current
11 Caleb Denny	12	12
20 Ethan Petry	11	-
6 Will McGillis	9	2
19 Cole Messina	9	2
3 Braylen Wimmer	9	2
9 Evan Stone	7	2
5 Talmadge LeCroy	6	5
52 Gavin Casas	5	5
15 Carson Hornung	5	-
26 Jonathan French	4	4
10 Dylan Brewer	2	1
7 Michael Braswell	2	-
31 David Cromer	1	1
50 Kevin Madden	1	-
13 Will Tippett	1	-
37 Chris Veach	1	1

SEASON/CAREER STATS

South Carolina Baseball
Individual Season/Career Summary for South Carolina (as of Mar 06, 2023)
(All games Sorted by Batting avg)

Record: 11-1 Home: 10-0 Away: 0-1 Neutral: 1-0 SEC: 0-0

Player	SEASON											CAREER																
	Avg	G-GS	AB	R	H	2B	3B	HR	RBI	BB	Hbp	SO	Sb	Att	Avg	G-GS	AB	R	H	2B	3B	HR	RBI	BB	Hbp	SO	Sb	Att
20 Ethan Petry	.444	12-10	36	10	16	1	0	5	15	4	2	7	0	1	.444	12-10	36	10	16	1	0	5	15	4	2	7	0	1
3 Braylen Wimmer	.439	12-12	41	22	18	2	1	4	13	9	5	8	8	8	.298	137-131	510	100	152	30	2	22	84	37	13	134	29	34
11 Caleb Denny	.383	12-12	47	13	18	6	1	2	20	7	4	10	6	6	.383	12-12	47	13	18	6	1	2	20	7	4	10	6	6
5 Talmadge LeCroy	.359	12-12	39	9	14	1	1	1	11	7	6	8	0	0	.284	51-39	134	22	38	6	1	1	22	26	8	32	1	2
52 Gavin Casas	.308	12-12	39	14	12	1	0	7	16	11	2	12	0	0	.308	12-12	39	14	12	1	0	7	16	11	2	12	0	0
19 Cole Messina	.304	12-12	46	14	14	2	1	5	20	7	4	11	0	0	.237	29-17	76	16	18	2	1	5	21	11	5	19	0	1
6 Will McGillis	.256	12-12	43	11	11	1	1	5	8	4	6	9	0	0	.256	12-12	43	11	11	1	1	5	8	4	6	9	0	0
15 Carson Hornung	.188	11-11	32	9	6	2	0	2	9	9	2	10	0	0	.203	52-43	123	20	25	4	0	4	20	28	2	33	0	0
9 Evan Stone	.154	12-10	26	12	4	0	0	0	2	10	4	11	0	0	.177	58-38	113	28	20	2	0	0	6	20	11	41	2	3
37 Chris Veach	.500	5-0	4	2	2	0	0	0	0	0	0	1	0	0	.500	5-0	4	2	2	0	0	0	0	0	0	1	0	0
31 David Cromer	.500	4-0	2	0	1	0	0	0	1	0	0	0	0	0	.333	6-0	3	0	1	0	0	0	1	1	0	1	0	0
26 Jonathan French	.333	7-1	9	1	3	1	0	0	1	2	2	3	0	0	.333	7-1	9	1	3	1	0	0	1	2	2	3	0	0
7 Michael Braswell	.250	6-0	4	0	1	0	0	0	1	1	0	1	0	0	.283	60-54	205	29	58	9	2	2	28	28	0	55	3	5
10 Dylan Brewer	.154	9-2	13	7	2	1	0	0	1	3	1	6	2	2	.200	23-3	30	7	6	2	0	0	2	4	1	14	2	2
50 Kevin Madden	.143	8-0	7	1	1	0	0	1	1	0	0	1	0	0	.240	61-53	208	34	50	5	1	7	27	14	8	22	5	8
13 Will Tippet	.091	8-2	11	0	1	0	0	0	1	0	0	5	0	0	.091	8-2	11	0	1	0	0	0	0	2	0	5	0	0
Totals	.311	12-12	399	125	124	18	5	32	119	76	38	103	16	17	.311	12-12	399	125	124	18	5	32	119	76	38	103	16	17
Opponents	.190	12-12	395	35	75	17	0	4	31	30	6	120	12	13	.190	12-12	395	35	75	17	0	4	31	30	6	120	12	13

Player	SEASON											CAREER													
	ERA	W-L	App	GS	CG	Sho	IP	H	R	ER	BB	SO	ERA	W-L	App	GS	CG	Sho	Sv	IP	H	R	ER	BB	SO
34 James Hicks	0.00	3-0	4	2	0	0	14.0	4	0	0	4	14	1.71	3-1	6	4	0	0	0	21.0	14	4	4	5	21
33 Noah Hall	1.86	2-0	3	3	0	0	19.1	11	4	4	2	21	3.84	5-5	18	15	0	0	0	96.0	86	45	41	33	99
23 Jack Mahoney	3.00	1-0	3	3	0	0	15.0	14	5	5	4	17	2.05	4-0	17	8	0	0	0	48.1	41	12	11	12	56
32 Will Sanders	3.60	1-1	3	3	0	0	15.0	16	8	6	4	18	3.48	14-7	40	28	0	0	1	157.2	149	71	61	46	163
28 Austin Williamson	0.00	0-0	2	0	0	0	3.0	0	0	0	1	4	0.00	0-0	2	0	0	0	0	3.0	0	0	0	1	4
4 Jackson Phipps	0.00	0-0	2	0	0	0	1.2	1	0	0	0	2	7.90	0-0	14	0	0	0	0	13.2	16	12	12	4	18
44 Trey Wheeler	0.00	0-0	2	0	0	0	1.1	0	0	0	1	1	0.00	0-0	2	0	0	0	0	1.1	0	0	0	1	1
30 Brett Thomas	0.00	0-0	1	0	0	0	1.0	0	0	0	0	1	5.23	1-1	19	6	0	0	0	31.0	30	19	18	19	38
41 Zach Zedalis	0.00	0-0	1	0	0	0	1.0	0	0	0	0	1	0.00	0-0	1	0	0	0	0	1.0	0	0	0	0	1
14 Eli Jones	1.59	2-0	2	0	0	0	5.2	4	2	1	1	6	4.42	3-1	8	6	0	0	0	18.1	21	10	9	4	16
18 Eli Jerzembeck	2.16	0-0	3	1	0	0	8.1	8	2	2	1	11	2.16	0-0	3	1	0	0	0	8.1	8	2	2	1	11
36 Cade Austin	3.60	1-0	5	0	0	0	5.0	3	2	2	1	7	3.20	6-2	32	2	0	0	2	59.0	55	27	21	20	62
37 Chris Veach	4.15	0-0	4	0	0	0	4.1	2	2	2	3	6	4.15	0-0	4	0	0	0	2	4.1	2	2	2	3	6
16 Dylan Eskew	4.50	0-0	2	0	0	0	2.0	1	1	1	3	0	4.50	0-0	2	0	0	0	0	2.0	1	1	1	3	0
40 Wesley Sweat	4.50	0-0	2	0	0	0	2.0	2	1	1	1	1	5.16	3-3	42	5	0	0	2	66.1	76	44	38	17	48
45 Nick Proctor	8.31	0-0	4	0	0	0	4.1	5	4	4	2	3	8.31	0-0	4	0	0	0	0	4.1	5	4	4	2	3
29 Matthew Becker	9.00	1-0	3	0	0	0	4.0	4	4	4	2	7	5.50	3-4	24	5	0	0	5	52.1	48	34	32	34	75
Totals	2.69	11-1	12	12	0	2	3	107.0	75	35	32	30	2.69	11-1	12	12	0	0	0	107.0	75	35	32	30	120
Opponents	10.58	1-11	12	12	0	0	0	97.0	124	125	114	76	10.58	1-11	12	12	0	0	0	97.0	124	125	114	76	103

(All games Sorted by Earned run avg)



#17 MARK KINGSTON

HEAD COACH

6TH SEASON AT SOUTH CAROLINA - 14TH SEASON AS HEAD COACH NORTH CAROLINA (1995)

Mark Kingston was named the head baseball coach at the University of South Carolina on June 30, 2017. He became the 30th head coach in the history of Gamecock Baseball.

Kingston's first team at Carolina (2018) advanced to the Super Regionals in Arkansas after going 3-0 in the Greenville Regional at East Carolina. The Gamecocks won each of their last five SEC series in 2018, as Carolina swept LSU and won series against Vanderbilt, Ole Miss, Missouri and Texas A&M on its way to a third place finish in the SEC East (17-13) and fifth-place overall conference finish. Carolina handed Ar-

kansas its only postseason loss until the College World Series championship series, defeating the Razorbacks 8-5 in game two of the super regional. The Carolina team finished seventh in the country in fielding percentage (.980) and 12th in home runs (79). Kingston coached 10 players that were picked in the 2018 MLB First-Year Player Draft and had 12 players selected to the Spring SEC Academic Honor Roll.

The 2019 team saw five players picked in the MLB First-Year Player Draft, including TJ Hopkins in the ninth round. The Gamecocks earned a Palmetto Point, winning 2-of-3 games against Clemson in early March. Success against the ACC continued with wins over N.C. State and North Carolina in Charlotte. South Carolina earned a trip to Hoover on the final day of the regular season, defeating College World Series participant Mississippi State in Starkville. Kingston coached Brett Kerry, who was named to the SEC All-Freshman team and was named a Freshman All-American by three different organizations.

The 2020 season was cut short after 16 games due to the coronavirus, but Kingston's squad was 12-4 that included a pair of weekend sweeps and a win over Clemson in Segra Park, had a pitching staff that had a 2.81 ERA and 184 strikeouts in 144 innings pitched and had Wes Clarke, who led the SEC with eight home runs. Kingston coached Carmen Mlodzinski, who was selected by the Pittsburgh Pirates with the 31st pick in the 2020 MLB First-Year Player Draft. Carolina also had a team grade-point-average of 3.399, the highest in program history, in the spring and had 17 student-athletes on the SEC Spring Honor Roll.

In 2021, the Gamecocks hosted the NCAA Columbia Regional, winning 34 games, including a 16-14 record in SEC play. That included a sweep of Florida and series wins at Georgia and LSU. Kingston guided the Gamecocks to a series win against Clemson, winning back-to-back games on walk-off hits from Andrew Eyster. The Carolina pitching staff had a 3.80 ERA, fourth in the SEC, and struck out 624 batters in 507 innings pitched. The Gamecocks had eight players picked in the 2021 MLB Draft, which tied for third for the most players picked from a Division I school. Carolina also earned the Team Academic Award from the ACBA and had 23 players on either the SEC Honor Roll or the SEC First-Year Academic Honor Roll.

Series wins over No. 1 Texas, No. 4 Vanderbilt and national champion Ole Miss highlighted the 2022 season. The Gamecocks had five players picked in the First-Year Player Draft and had a pair of SEC honors as Brandt Belk was a Second Team selection and Michael Braswell an All-Freshman team honoree. Cade Austin was named a Freshman All-American on the mound and Will Sanders earned seven wins on the bump. The Gamecocks had 18 student-athletes make the SEC Spring Honor Roll.

Kingston came to Carolina following a three-year stint as the head coach at USF. He compiled a 100-78-1 record while in Tampa, helping the Bulls to a pair of NCAA Regional appearances. Kingston owns a career mark of 422-290-1 in 13 seasons as a head coach, including five at Illinois State, with four NCAA appearances in that nine-year span.

Kingston has helped lead 13 teams to NCAA Tournament berths as an assistant and head coach -- with five of those teams appearing in the NCAA Super Regionals, two participating in the College World Series and one winning a national championship. As a player at the University of North Carolina, Kingston was part of the 1989 Tar Heels squad that won an Atlantic Coast Conference regular-season title and advanced to the College World Series. He also helped UNC win the ACC Tournament and advance to the NCAA Regionals in 1990. As an assistant coach, Kingston helped the Miami Hurricanes capture the 2001 College World Series as the No. 1 overall seed. His 21-year collegiate coaching career also includes stops at Tulane, where he helped guide the Green Wave to the 2005 College World Series, and Purdue.

Kingston guided USF to a 42-19 mark in 2017, the first time since 1996 that the team had reached the 40-win mark. Under Kingston's leadership, the Bulls earned their second trip to the NCAA Tournament in three years. USF won 19-straight games from Feb. 19 - March 22, the second-longest streak in program history. During that streak, USF defeated then No. 3 Florida State in Tallahassee, its first victory against FSU since 1989. On May 9, the Bulls defeated then-No. 5 Florida in Gainesville. It marked the first time in program history that the Bulls beat both FSU and Florida on the road in the same season. The victories were just USF's second and third wins over top-five teams in program history. Kingston reached the 100-win mark at the helm of the program in the Gainesville Regional opener with a 9-1 win over Bethune-Cookman, making him the second-fastest coach in program history to reach 100 victories.

Kingston's Bulls dominated on the mound in 2017, posting a 3.24 team ERA and allowing 7.64 hits per nine innings, both in the top-10 nationally. The pitchers led the country with 10.1 strikeouts per nine innings and set a program record with 620 strikeouts. Offensively, shortstop Kevin Merrell set an American Athletic Conference record with a .384 average, the third-straight year he led the Bulls in hitting. Merrell was named an All-American by four separate publications and was named to the AAC First Team for a second-straight year. He was one of five Bulls named to All-American Athletic Conference teams, the most since 2009. Merrell was drafted by the Oakland Athletics with the 33rd overall pick in the MLB Amateur Draft, becoming the third-highest drafted player in program history. Overall, four USF players were selected in the draft, as Phoenix Sanders went in the 10th round to the Tampa Bay Rays, Joe Cavallaro was taken in the 24th round by the New York Mets and Ryan Valdes was selected in the 33rd round by the Pittsburgh Pirates.

In 2016, the Bulls recorded 517 strikeouts, logging back-to-back seasons of over 500 strikeouts for the first time in school history. Merrell posted a team-high .320 batting average and a first-team all-conference selection in the AAC. Pitcher Brandon Lawson also notched over 100 strikeouts on his way to a second-team all-conference honor. The Bulls won two series against ranked teams (No. 25 Michigan State, at No. 22 East Carolina), and had three players drafted - pitcher Tommy Eveld (ninth round, Arizona), pitcher Brandon Lawson (13th round, Tampa Bay), and outfielder Luke Maglich (34th round, Philadelphia).

Kingston made an immediate impact at USF in 2015, leading the Bulls to an NCAA Regional for the first time since 2002. Kingston and his staff increased the Bulls' 2014 win total by seven and earned the team's first NCAA Tournament win in 13 years. Coach Kingston's guidance helped produce four players who were drafted by Major League Baseball clubs, including pitcher Jimmy Herget (sixth round, Cincinnati), pitcher Tommy Peterson (12th round, Washington), infielder Kyle Teaf (30th round, Tampa Bay), and pitcher Casey Mulholland (37th round, Dodgers). Merrell was recognized as a Louisville Slugger Freshman All-American, and catcher Levi Borders was named to the Johnny Bench Watch list and was a unanimous selection on The American's First Team. Herget was also named to The American's First Team, and Peterson earned second-team honors. Merrell, first baseman Buddy Putnum, and Teaf were also named to the NCAA Gainesville Regional All-Tournament team.

2 NCAA Championships, 3 SEC Championships, 7 SEC East Titles, 31 NCAA Appearances

Kingston came to USF with a long track record as a top-level recruiter and a producer of offensively explosive teams. He spent 2010-2014 as the head coach at Illinois State University, where he led the Redbirds to two MVC regular season championships and one conference tournament title while twice breaking the program's season wins record. He won more than 30 games in each of his five seasons at ISU, a program-record string that included a season-record 39 wins in 2013. He reached the MVC Tournament championship game three times and compiled an overall record of 173-102 (.629 winning percentage). Kingston was twice named a "Rising College Coach" by Kendall Rogers of Perfect Game USA during a five-year tenure at Illinois State (2010-2014) in which he earned MVC Coach of the Year honors in 2010 and 2013 and helped 18 Redbirds earn First-Team all-MVC honors. Two of his players were named MVC Player or Pitcher of the Year and eight were selected in the Major League Baseball First-Year Player Draft.

Kingston led ISU to rapid success, as the Redbirds ranked second in conference wins (64) from 2010-14 while posting two first-place finishes and no worse than a fourth-place conclusion in the MVC. His overall winning percentage of .629 and average of 35 wins per season were a strong improvement over previous seasons. ISU's average RPI rating of 69.50 from 2010-13 ranked fifth among all northern Division I programs and Kingston's recruiting classes contained 15 players ranked in the Top-20 in the state of Illinois by Prep Baseball Report, more than any other university.

He took over the ISU program after serving one season as the team's associate head coach and promptly posted the most successful first-year head coaching stint in program history. Kingston led the 2010 Redbirds to their first-ever share of the MVC regular-season title, their first MVC Tournament title since 1994 and their first NCAA Tournament victory since 1976. ISU's 32-24 record was the most wins for the Redbirds since 1999.

In 2011, Kingston guided the team to a then-record season win total (36-18), including a marquee victory at Miami (Fla.), and placed seven players on the All-MVC team. The following year (2012) ISU went 33-19 and posted a 10-game win-streak, the program's longest since 1984. Closer Kenny Long was selected by the Houston Astros in the 22nd round of the MLB First-Year Player Draft, marking three-consecutive seasons in which a Redbird was selected in the MLB draft.

In 2013, Kingston guided ISU to a program-best 39 wins (39-19), posted a school-record 12-game winning streak, won the MVC outright for the first time in school history and set a Valley-record with eight first-team All-MVC selections. Offensively, ISU paced the MVC in batting average, on-base percentage, slugging percentage and home runs and the pitching staff fired a program-record 13 complete games, including 10 shutouts.

Prior to his stint at ISU, Kingston was part of 500 wins (500-279-2) in 13 seasons as an assistant coach and was widely respected as one of the top assistants in the nation. He spent the previous seven years at Tulane University, serving as recruiting coordinator throughout his tenure and as associate head coach the final five seasons with the responsibility of overseeing recruiting, coaching hitters and developing catchers and infielders.

At Tulane, Kingston's recruiting and coaching efforts helped the Green Wave to six postseason appearances, two NCAA Super Regionals and a berth in the 2005 College World Series. The 2005 Green Wave team was seeded as the top team overall while also receiving the top academic honor in Omaha. Tulane averaged nearly 42 wins per season with Kingston on staff. Kingston recruited or coached seven players who became All-Americans at Tulane, including James Jurries (2002) and Michael Aubrey (2003). The Green Wave sluggers became the first hitters in 18 years to hit .400 for the season and both earned Conference USA Player of the Year recognition. Aubrey was selected by the Cleveland Indians 11th overall in 2003, the highest Tulane player ever taken in the draft.

Prior to Tulane, Kingston spent two years at Miami (Fla.), where he helped the Hurricanes capture the 2001 College World Series as the No. 1 overall seed. While at Miami, the Hurricanes finished with top-five school single-season marks in batting average, runs scored and slugging percentage, and led the nation with 228 stolen bases in 2001. In the run to the 2001 national title, the 'Canes had an NCAA-best 17-0 run to end the season and set a College World Series record with 12.3 runs per game while hitting .373 as a team in Omaha.

Kingston spent one year as an assistant at Illinois State, helping the 1999 Redbirds set then-school records for wins in a season (35), runs scored, RBI, doubles, hits and walks, while finishing second in school history in home runs, total bases and batting average. Kingston began his coaching career with two seasons at Purdue, helping the Boilermakers post three of the top-seven batting averages in school history and place five position players on the All-Big Ten team after not posting any the year before his arrival.

A 1995 graduate of North Carolina with a degree in communications, Kingston was part of the 1989 Tar Heels squad that won an Atlantic Coast Conference regular-season title and advanced to the College World Series. He also helped the team win the ACC Tournament and advance to NCAA Regionals in 1990 as a sophomore. Kingston received the Trippe Bourne "Most Dedicated Player" Award for his outstanding work ethic and leadership during his junior campaign, and was named a team captain his senior season.

Drafted by the Milwaukee Brewers out of North Carolina in 1992, the Northern Virginia native played professionally for five seasons with Milwaukee and the Chicago Cubs organizations.

Kingston attended Potomac High School (Virginia), where he developed into a Collegiate Baseball Top-50 Prospect and was drafted by the New York Yankees after leading his team to the 1988 state championship. In 2006, Kingston was inducted into the Potomac Hall of Fame.

In 2019, Kingston was named as an assistant coach to the USA Baseball Collegiate National Team, which played in tournaments in Taiwan and Japan.

Kingston and his wife, the former Letitia Kelly, have three children, Kailyn Grace, Cameron James and Kathryn Patricia. He also wrote and produced two instructional videos for Championship Productions, "Keys to Consistent Hitting" and "Catching Drills and Fundamentals." He also was the only assistant coach chosen to write a chapter in "The Baseball Drill Book" produced by the American Baseball Coaches Association.

THE KINGSTON FILE

422-290-1 Overall Coaching Record

Birthdate: May 16, 1970
Birthplace: Buffalo, N.Y.
High School: Potomac (Dumfries, Va.)
College: North Carolina (1995)

COACHING EXPERIENCE

(27 YEARS)

Present.....	University of South Carolina Head Coach
2015-17.....	University of South Florida Head Coach
2010-14.....	Illinois State University Head Coach
2009.....	Illinois State University Assistant Coach
2002-08.....	Tulane University Assistant Coach
2000-01.....	University of Miami Assistant Coach
1999.....	Illinois State University Assistant Coach
1997-98.....	Purdue University Assistant Coach

COACHING ACHIEVEMENTS

- One National Championship (Miami, 2001)
- Two College World Series Appearances (2001, 2005)
- Five Super Regional Appearances (2000, '01, '04, '05, '18)
- 12 NCAA Tournament Appearances
- 2010 MVC Tournament Champions
- 2013 MVC Regular Season Champions

ATHLETIC EXPERIENCE

- University of North Carolina (1989-92)
- Helped the Tar Heels to the 1989 College World Series and the 1990 ACC Tournament title
- Drafted by Milwaukee in the 1992 MLB Draft
- Spent five season in pro baseball with Milwaukee and the Chicago Cubs
- Drafted by the New York Yankees out of high school



South Carolina Spring 2023 Numerical Roster

ACTIVE ROSTER

No.	Name	Pos.	B-T	Ht.	Wt.	Cl.-Exp.	Hometown	Previous School
2	Roman Kimball	RHP	R-R	5-11	170	So.-TR	New Hartford, N.Y.	Notre Dame
3	Braylen Wimmer	INF	R-R	6-4	200	Sr.-2L*	Yukon, Okla.	Yukon HS
4	Jackson Phipps	LHP	L-L	6-4	225	So.-RS	Dallas, Ga.	East Paulding HS
5	Talmadge LeCroy	C/INF	R/R	6-2	190	So.-1L	Belton, S.C.	Belton-Honea Path HS
6	Will McGillis	INF	R-R	6-3	200	Gr.-TR*	San Diego, Calif.	Southern Miss
7	Michael Braswell	INF	R-R	6-2	195	So.-1L	Mabelton, Ga.	Campbell HS
9	Evan Stone	OF	R-R	6-0	185	So.-1L	Irmo, S.C.	Dutch Fork HS
10	Dylan Brewer	OF	L-L	6-2	180	Sr.-TR*	Latta, S.C.	Clemson
11	Caleb Denny	OF	L-R	6-2	195	Jr.-TR*	Owasso, Okla.	Oral Roberts
12	Jacob Compton	1B/OF	L-L	6-1	225	Jr.-TR	Olive Branch, Miss.	Memphis
13	Will Tippett	INF	B-R	6-1	170	Fr.-HS	Stone Mountain, Ga.	St. Pius X HS
14	Eli Jones	RHP	R-R	6-1	195	So.-1L	Peachtree City, Ga.	Starr's Mill HS
15	Carson Hornung	INF	L-R	6-3	215	So.-1L	Overland Park, Kan.	Blue Valley Southwest HS
16	Dyain Eskew	RHP	R-R	6-3	190	So.-JC	Tampa, Fla.	Chipola J.C.
18	Eli Jerzembeck	RHP	R-R	6-2	180	Fr.-HS	Charlotte, N.C.	Providence HS
19	Cole Messina	C	R-R	6-0	220	So.-1L	Summerville, S.C.	Summerville HS
20	Ethan Pety	INF/RHP	R-R	6-4	230	Fr.-HS	Land O' Lakes, Fla.	Cypress Creek HS
22	Ricky Williams	RHP	R-R	6-2	200	Jr.-TR	Lexington, S.C.	Clemson
23	Jack Mahoney	RHP	R-R	6-3	205	Jr.-2L	Arlington Hts., Ill.	St. Viator HS
25	Sam Simpson	RHP	R-R	6-1	175	Fr.-RS	Carrollton, Ga.	Carrollton HS
26	Jonathan French	C	R-R	5-11	235	Sr.-TR*	Lilburn, Ga.	Clemson
28	Austin Williamson	RHP	R-R	6-4	220	Fr.-HS	Sherrills Ford, N.C.	P27 Academy
29	Matthew Becker	LHP	R-L	6-3	200	So.-1L	Chapin, S.C.	Chapin HS
30	Brett Thomas	RHP	R-R	6-5	240	Sr.-2L	Atlanta, Ga.	Riverwood HS
31	David Cromer	OF	R-R	6-2	225	So.-1L	Lexington, S.C.	Lexington HS
32	Will Sanders	RHP	L-R	6-6	215	Jr.-2L	Atlanta, Ga.	Woodward Academy
33	Noah Hall	RHP	R-R	6-0	190	Sr.-1L*	Charlotte, N.C.	Appalachian State
34	James Hicks	RHP	R-R	6-2	190	Jr.-RS*	Conway, Ark.	Crowder College
35	Connor Fuhrman	OF	R-R	6-0	200	Fr.-HS	Daleville, Va.	Lord Botetourt HS
36	Cade Austin	RHP	R-R	6-3	230	So.-1L	Chapin, S.C.	Chapin HS
37	Chris Veach	RHP/INF	R-R	6-0	200	Jr.-TR	Chapin, S.C.	Presbyterian
38	Zander Buchan	C	B-R	5-11	190	Fr.-HS	Columbia, S.C.	A.C. Flora HS
40	Wesley Sweatt	RHP	R-R	6-3	220	5th-3L*	Rock Hill, S.C.	Northwestern HS
41	Zach Zedalis	RHP	R-R	5-11	185	Jr.-JC	Charlotte, N.C.	Gaston College
44	Trey Wheeler	LHP	L-L	6-0	180	Fr.-HS	Indianapolis, Fla.	Melbourne, Fla.
45	Nick Proctor	RHP	R-R	5-10	185	Gr.-TR*	Pleasanton, Calif.	California
47	Connor McCreery	RHP	R-R	6-6	205	Fr.-HS	Williston Park, N.Y.	P27 Academy
50	Kevin Madden	INF	R-R	6-1	200	5th-1L*	Glenwood, Md.	Virginia Tech
52	Gavin Casas	1B	L-R	6-4	230	Jr.-TR	Pembroke Pines, Fla.	Vanderbilt

Coaching Staff

HEAD COACH
ASSOCIATE HEAD COACH
ASSISTANT COACH/PITCHING
ASSISTANT COACH
STUDENT ASSISTANT COACH
DIRECTOR OF PLAYER DEVELOPMENT
DIRECTOR OF OPERATIONS
DIRECTOR OF SPORT PERFORMANCE
ATHLETIC TRAINER
COORDINATOR - OPERATIONS AND EQUIPMENT

GRADUATE ASSISTANT ATHLETIC TRAINER
BULLPEN CATCHERS
STUDENT MANAGERS

STUDENT ATHLETIC TRAINERS

17 Mark Kingston (6th season as head coach) (North Carolina, 1995)
 43 Monte Lee (1st/7th season) (College of Charleston, 2000)
 35 Justin Parker (2nd season) (Wright State, 2012)
 8 Scott Wingo (2nd season) (South Carolina, 2015)
 27 Alek Boychuk
 Mike Current
 Ryan West
 Billy Anderson
 Cory Barton
 Jamie Karl

Alex Trimble
 Meredith McFadden, Patrick Murphy, Aidan Osborne, Mickey Paragano
 Sydney Herz, Matthew Hull, Vincent Kulmacz, Zach Manning, Bryson Mitchell,
 Brendan Ramsey, Noah Wise
 Austin Coates, Michaela Lawlor, Ryan Quinn

Pronunciations

Alek Boychuk boy-CHUCK
 Michael Braswell BRAZ-well
 Zander Buchan BEW-can
 Gavin Casas kah-suhz
 Carson Fuhrman FUR-men
 Carson Hornung HOR-nung
 Eli Jerzembeck jur-SEM-beck
 Talmadge LeCroy LEE-croy
 Ethan Pety PET-ree
 Zach Zedalis Ze-DAL-us



#2 ROMAN KIMBALL



#3 BRAYLEN WIMMER



#4 JACKSON PHIPPS



#5 TALMADGE LEGROY



#6 WILL MCGILLIS



#7 MICHAEL BRASWELL



#9 EVAN STONE



#10 DYLAN BREWER



#11 CALEB DENNY



#12 JACOB COMPTON



#13 WILL TIPPETT



#14 ELI JONES



#15 CARSON HORNUNG



#16 DYLAN ESKEW



#18 ELI JERZEMBECK



#19 COLE MESSINA



#20 ETHAN PETRY



#22 RICKY WILLIAMS



#23 JACK MAHONEY



#25 SAM SIMPSON



#26 JONATHAN FRENCH



#28 AUSTIN WILLIAMSON



#29 MATTHEW BECKER



#30 BRETT THOMAS



#31 DAVID CROMER



#32 WILL SANDERS



#33 NOAH HALL



#34 JAMES HICKS



#35 CONNOR FUHRMAN



#36 CADE AUSTIN



#37 CHRIS VEACH



#38 ZANDER BUCHAN



#40 WESLEY SWEATT



#41 ZACH ZEDALIS



#44 NICK PROCTOR



#47 CONNOR MCCREERY



#50 KEVIN MADDEN



#52 GAVIN CASAS



MARK KINGSTON
HEAD COACH



MONTE LEE
ASSOCIATE HEAD COACH



JUSTIN PARKER
ASSISTANT COACH



SCOTT WINGO
ASSISTANT COACH



MIKE CURRENT
DIR. OF PLAYER DEVELOPMENT

2 NCAA Championships, 3 SEC Championships, 7 SEC East Titles, 31 NCAA Appearances