

# << 2022-23 GAMECOCK BASKETBALL >>

## 2022-23 SCHEDULE

OVERALL: 10-20 | SEC: 3-14

HOME: 6-8 | AWAY: 4-8 | NEUTRAL: 0-4 | NET: 235

### NOVEMBER

|    |     |                        |          |
|----|-----|------------------------|----------|
| 2  | -/- | Mars Hill (exhibition) | W, 80-41 |
| 7  | -/- | SC State               | W, 80-77 |
| 11 | -/- | Clemson                | W, 60-58 |
| 17 | -/- | vs. Colorado State ^   | L, 53-80 |
| 18 | -/- | vs. Davidson ^         | L, 60-69 |
| 20 | -/- | vs. Furman ^           | L, 60-79 |
| 25 | -/- | USC Upstate            | W, 68-53 |
| 30 | -/- | at George Washington   | L, 55-79 |

### DECEMBER

|    |     |                     |               |
|----|-----|---------------------|---------------|
| 3  | -/- | at Georgetown       | W, 74-71 (OT) |
| 11 | -/- | Presbyterian        | W, 68-57      |
| 14 | -/- | at UAB              | L, 70-84      |
| 17 | -/- | vs. East Carolina % | L, 56-64      |
| 22 | -/- | Western Kentucky    | W, 65-58      |
| 30 | -/- | Eastern Michigan    | W, 64-54      |

### JANUARY

|    |     |                        |               |
|----|-----|------------------------|---------------|
| 3  | -/- | at Vanderbilt*         | L, 79-84 (OT) |
| 7  | -/- | #8/9 Tennessee*        | L, 42-85      |
| 10 | -/- | at Kentucky            | W, 71-68      |
| 14 | -/- | Texas A&M*             | L, 53-94      |
| 17 | -/- | Ole Miss*              | L, 58-70      |
| 21 | -/- | #16/17 Auburn*         | L, 66-81      |
| 25 | -/- | at Florida*            | L, 60-81      |
| 28 | -/- | at Georgia*            | L, 78-81 (OT) |
| 31 | -/- | vs. Mississippi State* | L, 51-66      |

### FEBRUARY

|    |     |                       |               |
|----|-----|-----------------------|---------------|
| 4  | -/- | Arkansas*             | L, 63-65      |
| 7  | -/- | at Missouri*          | L, 74-83      |
| 11 | -/- | at Ole Miss*          | W, 64-61      |
| 14 | -/- | Vanderbilt*           | L, 64-75      |
| 18 | -/- | at LSU*               | W, 82-73      |
| 22 | -/- | #2/2 Alabama*         | L, 76-78 (OT) |
| 25 | -/- | at #11/13 Tennessee*  | L, 45-85      |
| 28 | -/- | at Mississippi State* | L, 68-74      |

### MARCH

|       |     |                                |               |
|-------|-----|--------------------------------|---------------|
| 4     | -/- | Georgia*                       | 1 p.m. • SECN |
| 8     | -/- | vs. Ole Miss&                  | 7 p.m. (ET)   |
| 16-17 | -/- | NCAA Tournament First Round =  | TBA           |
| 18-19 | -/- | NCAA Tournament Second Round = | TBA           |
| 23-24 | -/- | Sweet 16 #                     | TBA           |
| 25-26 | -/- | Elite 8 #                      | TBA           |

### APRIL

|     |     |              |     |
|-----|-----|--------------|-----|
| 1-3 | -/- | Final Four / | TBA |
|-----|-----|--------------|-----|

All home games in bold | All times listed Eastern | SECN+ - SEC Network + | SECN - SEC Network | CBSN - CBS Sports Network | \* indicates SEC contest | ^ - Charleston Classic (Charleston, S.C.) | % - Greenville Winter Inv. (Greenville, S.C.) | & - SEC Tournament (Nashville, Tenn.) | = - NCAA Tournament First and Second Rounds (various sites) | # - NCAA Regionals (various sites) | / - Final Four (Houston, Texas) | \*\*rankings listed are at time of game

## PROBABLE GAMECOCK STARTERS (BASED ON TREND FROM PAST SEVERAL GAMES)

| #  | Name                    | Ht. | Wt. | Cl. | Hometown        | PPG   | RPG  | Misc.   |
|----|-------------------------|-----|-----|-----|-----------------|-------|------|---|
| 5  | Meechie Johnson         | 6-2 | 180 | So. | Cleveland, Ohio | 12.5  | 3.8  | 68 3s (T-5th in SEC); team is 4-0 when he scores 20+ pts    |
| 1  | Jacobi Wright           | 6-2 | 188 | So. | Fort Mill, S.C. | 7.1   | 2.2  | Career-high 18 points vs. Bama (2/22) and at LSU (2/18)     |
| 23 | Gregory "GG" Jackson II | 6-9 | 215 | Fr. | Columbia, S.C.  | 15.3* | 6.0  | Career-high 30 pts vs. Auburn, 10 20-point games            |
| 10 | Hayden Brown            | 6-5 | 234 | Gr. | Greer, S.C.     | 11.4  | 4.9  | 17 games scoring 10+; double figures of 6 of last 7         |
| 33 | Josh Gray               | 7-0 | 255 | Jr. | Brooklyn, N.Y.  | 4.4   | 6.1* | 20 pts, 14 reb vs. Arkansas (Feb. 4); ##.# rpg over last 12 |

\* indicates team leader



10-20, 3-14 SEC  
SOUTH CAROLINA

VS.



16-14, 6-10 SEC  
GEORGIA

HEAD COACH: Lamont Paris (Wooster, '96 ;

Indiana State, '00)

AT CAROLINA: 10-20 (1st season)

CAREER: 97-92 (6th season)

VS. GEORGIA: 0-1

TOP SCORER: Jackson II (15.3 ppg)

TOP REBOUNDER: Gray (6.1 rpg)

TOP ASSIST MAKER: Johnson (3.5 apg)

TOP SHOT BLOCKER: Gray (0.9 bpg)

TOP STEALS LEADER: Brown (1.1 spg)

COMMUNICATIONS/PR: Michael DeBates

TWITTER UPDATES: @GamecockMBB

HEAD COACH: Mike White (Ole Miss, '99)

AT GEORGIA: 16-14 (1st season)

CAREER: 259-142 (12th season)

VS. CAROLINA: 5-6

TOP SCORER: Roberts (13.3 ppg)

TOP REBOUNDER: Moncrieffe (5.2 rpg)

TOP ASSIST MAKER: Roberts (4.1 apg)

TOP SHOT BLOCKER: Anselem (0.6 bpg)

TOP STEALS LEADER: Roberts (1.6 spg)

COMMUNICATIONS/PR: Mike Mobley

TWITTER UPDATES: @UGABasketball

## TIPOFF NOTABLES

> *A New Chapter* of Gamecock Men's Basketball is underway with first-year head coach Lamont Paris this season.

> Paris, who has been a part of nine NCAA Division I Tournaments and 17 twenty-win seasons as a college head and assistant coach, was named the University of South Carolina's 33rd head coach by Director of Athletics Ray Tanner on Thursday, March 24, 2022.

> This new-look Gamecock squad features eight new players (four transfers and four freshman) headlined by standout freshman forward Gregory "GG" Jackson II, the highest rated recruit in program history (recruit rankings started in early 2000s). He joined former Carolina standout PJ Dozier (2015-17) as the only five-star signees in program history.

## ASSOCIATE DIRECTOR

### COMMUNICATIONS & PUBLIC RELATIONS:

MICHAEL DeBATES // MDEBATES@MAILBOX.SC.EDU

CELL: 712-348-5863 // TWITTER: @MDEBATES

CAROLINA MEN'S BASKETBALL ON SOCIAL MEDIA:

#GAMECOCKS // #FOREVERTOTHEE

TWITTER AND INSTAGRAM: @GAMECOCKMBB

FACEBOOK: /GAMECOCKMBB

ON THE WEB: GAMECOCKSONLINE.COM

## GAME 31

VENUE: Colonial Life Arena (18,000)

BROADCAST: SEC Network (on-site)

PLAY-BY-PLAY: Mike Morgan

ANALYST: Joe Kleine

RADIO: Gamecock Radio Network

IN COLUMBIA: 107.5 The Game

PLAY-BY-PLAY: Derek Scott

ANALYST: Casey Manning

SIRIUSXM: 133 or 191 | SXM APP: 962

WATCH: ESPN.com/watch

LIVE STATS: GamecocksOnline.com

SERIES: SC leads, 62-59

IN COLUMBIA: SC leads, 37-19

NEUTRAL: UGA leads, 6-3

SERIES TREND: Carolina has won 12 of last 13 dating back to Jan. 4, 2017

LAST MEETING: 81-78, Georgia win in OT on Jan. 28, 2023 at Stegeman Coliseum

## NUMBERS OF NOTE

.691 - New head coach Lamont Paris spent the past five seasons as head coach at Chattanooga. He led the team to a 65-29 record the last three seasons and a berth in the 2022 NCAA Tournament after winning the SoCon Championship.

12 - Paris was an assistant for 17 seasons prior to becoming a head coach in 2017-18. He was a part of 12 NCAA Tournament appearances (Division I and II) as an assistant, including a pair of Final Fours at Wisconsin in 2014 and 2015.

17 - In 22 seasons as a head or assistant coach in college, Paris has been a part of 17 teams that have won 20-or-more games in a season.














14.9% - South Carolina returns just 14.9 percent of its scoring from the 2021-22 season (327 of 2,200 total points).

18.4% - The Gamecocks bring back just 18.4 percent of the team's minutes from the 2021-22 season (1,447 of 6,225 total minutes played).

## COMING UP NEXT

> Carolina heads to the SEC Tournament in Nashville. The Gamecocks will face Ole Miss (11-19, 3-14 SEC) in the 12-13 game at 7 p.m. (ET) on Wednesday night at Bridgestone Arena. Tom Hart (pxp), Daymeon Fishback (analyst) and Alyssa Lang (sideline) will be on the call for the game.

## 2022-23 SOUTH CAROLINA BASKETBALL BROADCAST SPOT CHART

| <b>0</b>  |    | <p><b>Ebrima Dibba</b> <i>Ee-BRIME-uh DEEB-ah</i><br/>                     SR. - G - 6-6 - 214 - BREDÅNG, SWEDEN // COASTAL CAROLINA</p> <table border="1"> <thead> <tr> <th></th> <th>MIN</th> <th>PTS</th> <th>REB</th> <th>AST</th> <th>FG%</th> <th>3FG%</th> <th>FT%</th> </tr> </thead> <tbody> <tr> <td>Career</td> <td>32.2</td> <td>8.2</td> <td>4.8</td> <td>5.2</td> <td>45.0</td> <td>32.2</td> <td>79.0</td> </tr> </tbody> </table> <p><b>Career Highs:</b> 19 points, 10 rebounds, 12 assists, 6 steals</p>  |   | MIN | PTS  | REB  | AST  | FG% | 3FG% | FT% | Career | 32.2 | 8.2  | 4.8 | 5.2 | 45.0 | 32.2 | 79.0 | <ul style="list-style-type: none"> <li>Suffered season-ending Achilles injury in summer workouts ; had successful surgery and will miss the entire 2022-23 season</li> <li>Played in 90 career games at Coastal Carolina (2018-22)</li> <li>Averaged 8.2 points, 5.2 assists and 4.8 rebounds per game over his four seasons as a Chant</li> <li>Standout student and was named to President's List (4.0 GPA) while at Coastal in 2021</li> </ul>   |      |      |     |     |      |      |      |   |
|-----------|---|---|---|-----|------|------|------|-----|------|-----|--------|------|------|-----|-----|------|------|------|---|------|------|-----|-----|------|------|------|---|
|           | MIN   | PTS   | REB   | AST | FG%  | 3FG% | FT%  |     |      |     |        |      |      |     |     |      |      |      |   |      |      |     |     |      |      |      |   |
| Career    | 32.2  | 8.2   | 4.8   | 5.2 | 45.0 | 32.2 | 79.0 |     |      |     |        |      |      |     |     |      |      |      |   |      |      |     |     |      |      |      |   |
| <b>1</b>  |    | <p><b>Jacobi Wright</b><br/>                     SO. - G - 6-2 - 188 - FORT MILL, S.C. // LEGACY EARLY COLLEGE</p> <table border="1"> <thead> <tr> <th></th> <th>MIN</th> <th>PTS</th> <th>REB</th> <th>AST</th> <th>FG%</th> <th>3FG%</th> <th>FT%</th> </tr> </thead> <tbody> <tr> <td>22-23</td> <td>29.0</td> <td>7.1</td> <td>2.2</td> <td>1.8</td> <td>39.2</td> <td>36.0</td> <td>75.5</td> </tr> <tr> <td>Career</td> <td>22.3</td> <td>5.3</td> <td>1.9</td> <td>1.8</td> <td>36.4</td> <td>32.2</td> <td>74.0</td> </tr> </tbody> </table> <p><b>Career Highs:</b> 18 points*, 6 rebounds*, 6 assists, 2 steals*, 1 block*</p>                          |   | MIN | PTS  | REB  | AST  | FG% | 3FG% | FT% | 22-23  | 29.0 | 7.1  | 2.2 | 1.8 | 39.2 | 36.0 | 75.5 | Career  | 22.3 | 5.3  | 1.9 | 1.8 | 36.4 | 32.2 | 74.0 | <ul style="list-style-type: none"> <li>Has started 13 games this season ; career-best eight games in double figures this season (5 in SEC play)</li> <li>Career-high 18 points vs. No. 2/2 Alabama and in 82-73 win at LSU (Feb. 18)</li> <li>Scored 17 in 64-61 win at Ole Miss (Feb. 11) ; 11 points at Missouri (Feb. 6) in a road start</li> <li>Had 13 points and made four 3s (career high) at Georgia (Jan. 28) - first career SEC game in double-figures</li> <li>Came off the bench vs. Clemson (Nov. 11) and had 10 points, knocking down pair of 3s (both career highs) and went 9-for-14 from the field in the game</li> <li>Played in 31 games (9 starts) in 2021-22 ; 4 games in SEC play with 4 assists (team 4-0 in those games)</li> </ul>                   |
|           | MIN   | PTS   | REB   | AST | FG%  | 3FG% | FT%  |     |      |     |        |      |      |     |     |      |      |      |   |      |      |     |     |      |      |      |   |
| 22-23     | 29.0  | 7.1   | 2.2   | 1.8 | 39.2 | 36.0 | 75.5 |     |      |     |        |      |      |     |     |      |      |      |   |      |      |     |     |      |      |      |   |
| Career    | 22.3  | 5.3   | 1.9   | 1.8 | 36.4 | 32.2 | 74.0 |     |      |     |        |      |      |     |     |      |      |      |   |      |      |     |     |      |      |      |   |
| <b>2</b>  |    | <p><b>Chico Carter Jr.</b><br/>                     SR. - G - 6-3 - 192 - COLUMBIA, S.C. // MURRAY STATE</p> <table border="1"> <thead> <tr> <th></th> <th>MIN</th> <th>PTS</th> <th>REB</th> <th>AST</th> <th>FG%</th> <th>3FG%</th> <th>FT%</th> </tr> </thead> <tbody> <tr> <td>22-23</td> <td>30.8</td> <td>9.8</td> <td>1.8</td> <td>1.6</td> <td>47.1</td> <td>47.6</td> <td>63.0</td> </tr> <tr> <td>Career</td> <td>20.8</td> <td>8.4</td> <td>1.4</td> <td>1.6</td> <td>47.2</td> <td>44.1</td> <td>79.4</td> </tr> </tbody> </table> <p><b>Career Highs:</b> 27 points, 6 rebounds*, 9 assists, 3 steals</p>  |   | MIN | PTS  | REB  | AST  | FG% | 3FG% | FT% | 22-23  | 30.8 | 9.8  | 1.8 | 1.6 | 47.1 | 47.6 | 63.0 | Career  | 20.8 | 8.4  | 1.4 | 1.6 | 47.2 | 44.1 | 79.4 | <ul style="list-style-type: none"> <li>Shooting 47.6 percent (49-of-103) from behind the arc, the best mark in the SEC</li> <li>11 double-figure outings ; 2 20-point games ; has eight games this season with 3 or more made 3s</li> <li>Had 24 points in SEC opener at Vandy (Jan. 3) ; went 4-of-6 from 3, had 6 rebounds &amp; 4 assists</li> <li>Was 1-point shy of tying career-high with 26 points vs. Davidson (Nov. 18) ; was 6-of-8 from 3 (both career highs) and went 9-for-14 from the field in the game</li> <li>16 points in 60-58 win vs. Clemson (Nov. 11) ; was 4-of-6 from 3 &amp; hit game-winner with 0.9 seconds left</li> </ul>  |
|           | MIN   | PTS   | REB   | AST | FG%  | 3FG% | FT%  |     |      |     |        |      |      |     |     |      |      |      |   |      |      |     |     |      |      |      |   |
| 22-23     | 30.8  | 9.8   | 1.8   | 1.6 | 47.1 | 47.6 | 63.0 |     |      |     |        |      |      |     |     |      |      |      |   |      |      |     |     |      |      |      |   |
| Career    | 20.8  | 8.4   | 1.4   | 1.6 | 47.2 | 44.1 | 79.4 |     |      |     |        |      |      |     |     |      |      |      |   |      |      |     |     |      |      |      |   |
| <b>4</b>  |    | <p><b>Tre-Vaughn Minott</b> <i>MY-not</i><br/>                     JR. - F - 6-9 - 258 - MONTREAL, QUEBEC // NBA ACADEMY LATIN AMERICA</p> <table border="1"> <thead> <tr> <th></th> <th>MIN</th> <th>PTS</th> <th>REB</th> <th>BLK</th> <th>FG%</th> <th>3FG%</th> <th>FT%</th> </tr> </thead> <tbody> <tr> <td>22-23</td> <td>2.6</td> <td>0.2</td> <td>0.3</td> <td>0.2</td> <td>0.0</td> <td>0.0</td> <td>33.3</td> </tr> <tr> <td>Career</td> <td>6.9</td> <td>1.8</td> <td>1.7</td> <td>0.4</td> <td>67.6</td> <td>0.0</td> <td>23.1</td> </tr> </tbody> </table> <p><b>Career Highs:</b> 8 points, 6 rebounds, 3 blocks, 2 steals</p>                      |   | MIN | PTS  | REB  | BLK  | FG% | 3FG% | FT% | 22-23  | 2.6  | 0.2  | 0.3 | 0.2 | 0.0  | 0.0  | 33.3 | Career  | 6.9  | 1.8  | 1.7 | 0.4 | 67.6 | 0.0  | 23.1 | <ul style="list-style-type: none"> <li>Played in 14 games in 2021-22 with a pair of starts, averaging 2.0 points and 1.9 rebounds per game</li> <li>Shot 81.3 percent from the floor (13-of-16) last season</li> <li>Made six appearances in SEC play scoring four points at Miss. State (Feb. 1, 2022) and four points vs. No. 22/20 Tennessee (Feb. 5, 2022)</li> <li>Had a career-high eight points in blowout win vs. Army (Dec. 22, 2021) ; Had six rebounds (tied career high) and three blocks (career high) at Clemson (Dec. 18, 2021)</li> </ul>   |
|           | MIN   | PTS   | REB   | BLK | FG%  | 3FG% | FT%  |     |      |     |        |      |      |     |     |      |      |      |   |      |      |     |     |      |      |      |   |
| 22-23     | 2.6   | 0.2   | 0.3   | 0.2 | 0.0  | 0.0  | 33.3 |     |      |     |        |      |      |     |     |      |      |      |   |      |      |     |     |      |      |      |   |
| Career    | 6.9   | 1.8   | 1.7   | 0.4 | 67.6 | 0.0  | 23.1 |     |      |     |        |      |      |     |     |      |      |      |   |      |      |     |     |      |      |      |   |
| <b>5</b>  |    | <p><b>Meechie Johnson</b><br/>                     SO. - G - 6-2 - 180 - CLEVELAND, OHIO // OHIO STATE</p> <table border="1"> <thead> <tr> <th></th> <th>MIN</th> <th>PTS</th> <th>REB</th> <th>AST</th> <th>FG%</th> <th>3FG%</th> <th>FT%</th> </tr> </thead> <tbody> <tr> <td>22-23</td> <td>33.2</td> <td>12.5</td> <td>3.8</td> <td>3.5</td> <td>36.0</td> <td>33.5</td> <td>77.0</td> </tr> <tr> <td>Career</td> <td>21.0</td> <td>6.8</td> <td>2.1</td> <td>1.8</td> <td>34.8</td> <td>33.8</td> <td>72.1</td> </tr> </tbody> </table> <p><b>Career Highs:</b> 26 points*, 8 assists*, 7 rebounds*, 4 steals</p>   |   | MIN | PTS  | REB  | AST  | FG% | 3FG% | FT% | 22-23  | 33.2 | 12.5 | 3.8 | 3.5 | 36.0 | 33.5 | 77.0 | Career  | 21.0 | 6.8  | 2.1 | 1.8 | 34.8 | 33.8 | 72.1 | <ul style="list-style-type: none"> <li>Has scored in double figures 18 times this season ; leads team in assists at 3.4 per game (10th in SEC)</li> <li>36-for-39 (92.3 percent) at the line in SEC play ; his 68 3s made are T-5th in SEC ; team 4-0 when he scores 20+</li> <li>Scored career-high 26 points (6 3s) with 6 rebounds and 6 assists at UK (Jan. 10) to lead team to first win at Rupp Arena since 2009 ; first Gamecock since Sindarius Thornwell (2017) with 25, 5 &amp; 5</li> <li>Hit 6 3s and had 25 points in 65-58 win over WKU (Dec. 22)</li> <li>Scored 17 points with 8 assists and 7 rebounds (both career highs) in OT win at Georgetown (Dec. 3)</li> <li>Played in 43 games in two seasons at Ohio State (2020-22) making five starts</li> </ul> |
|           | MIN   | PTS   | REB   | AST | FG%  | 3FG% | FT%  |     |      |     |        |      |      |     |     |      |      |      |   |      |      |     |     |      |      |      |   |
| 22-23     | 33.2  | 12.5  | 3.8   | 3.5 | 36.0 | 33.5 | 77.0 |     |      |     |        |      |      |     |     |      |      |      |   |      |      |     |     |      |      |      |   |
| Career    | 21.0  | 6.8   | 2.1   | 1.8 | 34.8 | 33.8 | 72.1 |     |      |     |        |      |      |     |     |      |      |      |   |      |      |     |     |      |      |      |   |
| <b>10</b> |  | <p><b>Hayden Brown</b><br/>                     GR. - F - 6-5 - 234 - GREER, S.C. // THE CITADEL</p> <table border="1"> <thead> <tr> <th></th> <th>MIN</th> <th>PTS</th> <th>REB</th> <th>AST</th> <th>FG%</th> <th>3FG%</th> <th>FT%</th> </tr> </thead> <tbody> <tr> <td>22-23</td> <td>29.8</td> <td>11.4</td> <td>4.9</td> <td>1.2</td> <td>43.1</td> <td>21.9</td> <td>64.9</td> </tr> <tr> <td>Career</td> <td>25.2</td> <td>12.4</td> <td>6.4</td> <td>1.6</td> <td>48.6</td> <td>27.5</td> <td>66.9</td> </tr> </tbody> </table> <p><b>Career Highs:</b> 37 points, 21 rebounds, 7 assists, 4 steals, 3 blocks*</p>                                       |   | MIN | PTS  | REB  | AST  | FG% | 3FG% | FT% | 22-23  | 29.8 | 11.4 | 4.9 | 1.2 | 43.1 | 21.9 | 64.9 | Career  | 25.2 | 12.4 | 6.4 | 1.6 | 48.6 | 27.5 | 66.9 | <ul style="list-style-type: none"> <li>Led team with 18 points and two steals in 64-61 comeback road win at Ole Miss (Feb. 11)</li> <li>Logged 19 points, six rebounds, three assists and a steal at Missouri (Feb. 7)</li> <li>Had 17 points and 10 rebounds at Georgia (Jan. 28) for first double-double in Garnet &amp; Black</li> <li>In 111 career games at The Citadel (2017-2022), averaged 12.6 points, 6.7 rebounds and 1.7 assists while shooting 50.1 percent (516-of-1030) from the floor</li> <li>Became the second player in The Citadel's program history to score 1,400 points and collect 700 rebounds</li> <li>Two-time, First Team All-SoCon selection (2021, 2022); averaged 18.8 pts and 9.5 reb in 2021-22</li> </ul>                                   |
|           | MIN   | PTS   | REB   | AST | FG%  | 3FG% | FT%  |     |      |     |        |      |      |     |     |      |      |      |   |      |      |     |     |      |      |      |   |
| 22-23     | 29.8  | 11.4  | 4.9   | 1.2 | 43.1 | 21.9 | 64.9 |     |      |     |        |      |      |     |     |      |      |      |   |      |      |     |     |      |      |      |   |
| Career    | 25.2  | 12.4  | 6.4   | 1.6 | 48.6 | 27.5 | 66.9 |     |      |     |        |      |      |     |     |      |      |      |   |      |      |     |     |      |      |      |   |
| <b>12</b> |  | <p><b>Zachary Davis</b><br/>                     FR. - G - 6-8 - 192 - ORANGEBURG, S.C. // DENMARK-OLAR</p> <table border="1"> <thead> <tr> <th></th> <th>MIN</th> <th>PTS</th> <th>REB</th> <th>AST</th> <th>FG%</th> <th>3FG%</th> <th>FT%</th> </tr> </thead> <tbody> <tr> <td>22-23</td> <td>13.5</td> <td>2.3</td> <td>2.1</td> <td>0.8</td> <td>40.3</td> <td>18.2</td> <td>80.0</td> </tr> </tbody> </table> <p><b>Season Highs:</b> 13 points*, 6 rebounds*, 3 steals*, 2 assists*, 2 blocks*</p>   |   | MIN | PTS  | REB  | AST  | FG% | 3FG% | FT% | 22-23  | 13.5 | 2.3  | 2.1 | 0.8 | 40.3 | 18.2 | 80.0 | <ul style="list-style-type: none"> <li>Hit pair of big 3s, had five rebounds and career high three steals in 25 min vs. No. 2/2 Alabama (Feb. 22)</li> <li>Led team with career-high 13 points vs. Texas A&amp;M (Jan. 14) ; first career game in double figures</li> <li>Pulled down career-high six rebounds and had his first career block vs. EMU (Dec. 30)</li> <li>Made first career start vs. Upstate (Nov. 25) ; had seven points and four rebounds in 25 minutes</li> <li>As a senior in HS, led Denmark-Olar to an 18-7 record after averaging 24.2 points, 9.3 rebounds, 8.2 assists, 3.1 steals and 2.6 blocks per game ; dad, Hercules, was high school coach ; two-time all-state pick</li> </ul>   |      |      |     |     |      |      |      |   |
|           | MIN   | PTS   | REB   | AST | FG%  | 3FG% | FT%  |     |      |     |        |      |      |     |     |      |      |      |   |      |      |     |     |      |      |      |   |
| 22-23     | 13.5  | 2.3   | 2.1   | 0.8 | 40.3 | 18.2 | 80.0 |     |      |     |        |      |      |     |     |      |      |      |   |      |      |     |     |      |      |      |   |
| <b>14</b> |  | <p><b>Eli Sparkman</b><br/>                     FR. - G - 6-0 - 153 - CLEVELAND, TENN. // BAYLOR SCHOOL</p> <table border="1"> <thead> <tr> <th></th> <th>MIN</th> <th>PTS</th> <th>REB</th> <th>AST</th> <th>FG%</th> <th>3FG%</th> <th>FT%</th> </tr> </thead> <tbody> <tr> <td>22-23</td> <td>6.0</td> <td>1.4</td> <td>0.6</td> <td>0.3</td> <td>57.1</td> <td>66.7</td> <td>100</td> </tr> </tbody> </table> <p><b>Season Highs:</b> 6 points*, 2 rebounds*, 1 assists*, 1 steal*</p>  |   | MIN | PTS  | REB  | AST  | FG% | 3FG% | FT% | 22-23  | 6.0  | 1.4  | 0.6 | 0.3 | 57.1 | 66.7 | 100  | <ul style="list-style-type: none"> <li>Has made a 3 in three consecutive games ; season-high six points (2 3s) at Miss. State (Feb. 28)</li> <li>Outstanding student - was on President's List first semester (4.0 GPA)</li> <li>Joined the Gamecocks as a walk-on prior to the start of the academic year ; originally came to school to just be a student but coaching staff reached out for him to join team</li> <li>Was a three-year starter for the Baylor School (Chattanooga, Tenn.) ; led the Red Raiders to a state semifinal appearance and a pair of quarterfinal appearances</li> </ul>  |      |      |     |     |      |      |      |   |
|           | MIN   | PTS   | REB   | AST | FG%  | 3FG% | FT%  |     |      |     |        |      |      |     |     |      |      |      |   |      |      |     |     |      |      |      |   |
| 22-23     | 6.0   | 1.4   | 0.6   | 0.3 | 57.1 | 66.7 | 100  |     |      |     |        |      |      |     |     |      |      |      |   |      |      |     |     |      |      |      |   |
| <b>21</b> |  | <p><b>Ja'Von Benson</b> <i>JUH-Von</i><br/>                     JR. - F - 6-7 - 253 - COLUMBIA, S.C. // RIDGE VIEW</p> <table border="1"> <thead> <tr> <th></th> <th>MIN</th> <th>PTS</th> <th>REB</th> <th>BLK</th> <th>FG%</th> <th>3FG%</th> <th>FT%</th> </tr> </thead> <tbody> <tr> <td>22-23</td> <td>3.0</td> <td>0.5</td> <td>0.8</td> <td>0.2</td> <td>11.1</td> <td>20.0</td> <td>0.0</td> </tr> <tr> <td>Career</td> <td>6.6</td> <td>1.9</td> <td>2.4</td> <td>0.5</td> <td>31.6</td> <td>16.7</td> <td>30.0</td> </tr> </tbody> </table> <p><b>Career Highs:</b> 8 points, 8 rebounds, 2 blocks, 1 steal</p>   |   | MIN | PTS  | REB  | BLK  | FG% | 3FG% | FT% | 22-23  | 3.0  | 0.5  | 0.8 | 0.2 | 11.1 | 20.0 | 0.0  | Career  | 6.6  | 1.9  | 2.4 | 0.5 | 31.6 | 16.7 | 30.0 | <ul style="list-style-type: none"> <li>Played in six games, averaging 3.3 points and 4.2 rebounds per contest in 2021-22</li> <li>Had six points and five rebounds in season-high 17 minutes at Clemson (Dec. 18, 2021)</li> <li>Scored career-high eight points vs. Allen (Dec. 14, 2021) ; went 3-for-6 from the floor</li> <li>Pulled down a career-high eight rebounds in season-opening win vs. USC Upstate (Nov. 9, 2021)</li> <li>Led Ridge View to back-to-back state titles his junior and senior year of high school</li> </ul>   |
|           | MIN   | PTS   | REB   | BLK | FG%  | 3FG% | FT%  |     |      |     |        |      |      |     |     |      |      |      |   |      |      |     |     |      |      |      |   |
| 22-23     | 3.0   | 0.5   | 0.8   | 0.2 | 11.1 | 20.0 | 0.0  |     |      |     |        |      |      |     |     |      |      |      |   |      |      |     |     |      |      |      |   |
| Career    | 6.6   | 1.9   | 2.4   | 0.5 | 31.6 | 16.7 | 30.0 |     |      |     |        |      |      |     |     |      |      |      |   |      |      |     |     |      |      |      |   |
| <b>23</b> |  | <p><b>Gregory "GG" Jackson II</b><br/>                     FR. - F - 6-9 - 215 - COLUMBIA, S.C. // RIDGE VIEW</p> <table border="1"> <thead> <tr> <th></th> <th>MIN</th> <th>PTS</th> <th>REB</th> <th>BLK</th> <th>FG%</th> <th>3FG%</th> <th>FT%</th> </tr> </thead> <tbody> <tr> <td>22-23</td> <td>31.8</td> <td>15.3</td> <td>6.0</td> <td>0.8</td> <td>38.1</td> <td>32.5</td> <td>67.8</td> </tr> </tbody> </table> <p><b>Season Highs:</b> 30 points*, 16 rebounds*, 4 steals*, 3 blocks*, 3 assists*</p>   |   | MIN | PTS  | REB  | BLK  | FG% | 3FG% | FT% | 22-23  | 31.8 | 15.3 | 6.0 | 0.8 | 38.1 | 32.5 | 67.8 | <ul style="list-style-type: none"> <li>Has scored in double-figures in 24 of 30 games as Gamecock ; team's leading scorer ; 10 20-point games</li> <li>Had career-high 30 points vs. No. 16/17 Auburn (Jan. 21) ; missed first eight shots and finished game 10-of-13 (76.9%)</li> <li>First 30-point game by a freshman in program history since Bruce Ellington (31) on Dec. 22, 2010 at Furman</li> <li>Pulled down career-high 16 rebounds vs. WKU (Dec. 22) ; most rebounds in game since Chris Silva (17 - 3/5/19 at A&amp;M)</li> <li>Had 22 points (all in second half) in comeback road win at Georgetown (Dec. 3)</li> <li>Scored 18 points and pulled down 10 rebounds for double-double in his collegiate debut against SC State (Nov. 8)</li> <li>Highest ranked incoming freshman in program history and joined former standout PJ Dozier as the only five-star signees</li> <li>Was named MVP of the 2022 National Basketball Players Association (NBPA) Top 100 Camp in early July</li> <li>Avg. 22.1 points, 10.9 rebounds &amp; 2.3 blocks per game in helping lead Ridge View to second-straight 5A title</li> </ul> |      |      |     |     |      |      |      |   |
|           | MIN   | PTS   | REB   | BLK | FG%  | 3FG% | FT%  |     |      |     |        |      |      |     |     |      |      |      |   |      |      |     |     |      |      |      |   |
| 22-23     | 31.8  | 15.3  | 6.0   | 0.8 | 38.1 | 32.5 | 67.8 |     |      |     |        |      |      |     |     |      |      |      |   |      |      |     |     |      |      |      |   |
| <b>30</b> |  | <p><b>Daniel Hankins-Sanford</b><br/>                     FR. - F - 6-8 - 233 - CHARLOTTE, N.C. // JULIUS L. CHAMBERS</p> <table border="1"> <thead> <tr> <th></th> <th>MIN</th> <th>PTS</th> <th>REB</th> <th>BLK</th> <th>FG%</th> <th>3FG%</th> <th>FT%</th> </tr> </thead> <tbody> <tr> <td>22-23</td> <td>8.0</td> <td>2.4</td> <td>2.1</td> <td>0.1</td> <td>35.0</td> <td>20.0</td> <td>53.8</td> </tr> </tbody> </table> <p><b>Season Highs:</b> 8 points*, 8 rebounds*, 3 assists*, 1 block*, 1 steal*</p>   |   | MIN | PTS  | REB  | BLK  | FG% | 3FG% | FT% | 22-23  | 8.0  | 2.4  | 2.1 | 0.1 | 35.0 | 20.0 | 53.8 | <ul style="list-style-type: none"> <li>Led the bench with seven points vs. Vanderbilt (Feb. 14) ; went 3-of-5 from the field</li> <li>Came off the bench and scored a career-high eight points in 74-64 win over EMU (Dec. 30)</li> <li>Had career-high eight rebounds (three offensive) in just 12 minutes of action vs. WKU (Dec. 22)</li> <li>Three-star prospect, rated in the top-200 nationally and fifth in the state of the North Carolina via 247Sports</li> <li>Played varsity all four years at Julius L. Chambers High School (2018-22) ; as a senior, led the Cougars to a 22-7 overall record after averaging 16.5 points, 7.9 rebounds, 1.9 steals and 1.8 assists per game</li> </ul>   |      |      |     |     |      |      |      |   |
|           | MIN   | PTS   | REB   | BLK | FG%  | 3FG% | FT%  |     |      |     |        |      |      |     |     |      |      |      |   |      |      |     |     |      |      |      |   |
| 22-23     | 8.0   | 2.4   | 2.1   | 0.1 | 35.0 | 20.0 | 53.8 |     |      |     |        |      |      |     |     |      |      |      |   |      |      |     |     |      |      |      |   |
| <b>31</b> |  | <p><b>Benjamin Bosmans-Verdonk</b> <i>BOSE-mans-ver-DONK</i><br/>                     R.J.R. - F - 6-9 - 250 - LOMMEL, BELGIUM // ILLINOIS</p> <table border="1"> <thead> <tr> <th></th> <th>MIN</th> <th>PTS</th> <th>REB</th> <th>BLK</th> <th>FG%</th> <th>3FG%</th> <th>FT%</th> </tr> </thead> <tbody> <tr> <td>22-23</td> <td>15.4</td> <td>2.1</td> <td>3.0</td> <td>0.2</td> <td>41.5</td> <td>0.0</td> <td>59.3</td> </tr> <tr> <td>Career</td> <td>10.1</td> <td>1.6</td> <td>2.2</td> <td>0.1</td> <td>42.7</td> <td>0.0</td> <td>50.0</td> </tr> </tbody> </table> <p><b>Career Highs:</b> 8 points*, 10 rebounds, 6 assists, 2 steals*, 2 blocks</p> |   | MIN | PTS  | REB  | BLK  | FG% | 3FG% | FT% | 22-23  | 15.4 | 2.1  | 3.0 | 0.2 | 41.5 | 0.0  | 59.3 | Career  | 10.1 | 1.6  | 2.2 | 0.1 | 42.7 | 0.0  | 50.0 | <ul style="list-style-type: none"> <li>Matched career-high with eight points vs. Upstate (Nov. 25) ; added seven rebounds, eight assists, pair of steals and a block ; team was +22 in his 30 minutes on the floor</li> <li>Graduated in three years from Illinois and is currently enrolled in South Carolina School of Law</li> <li>Saw limited action in 41 games with two starts in three seasons at Illinois (2019-22)</li> <li>Played in a career-high 24 games for the Illini in 2021-22, averaging 1.6 points and 2.1 rebounds in 7.8 minutes per contest</li> <li>Shot 47.2 percent (17-for-36) from the floor in redshirt sophomore season at Illinois</li> <li>Was on pair of NCAA Tournament teams (2021, 2022) Big Ten Champion squads (2021, 2022)</li> </ul>   |
|           | MIN   | PTS   | REB   | BLK | FG%  | 3FG% | FT%  |     |      |     |        |      |      |     |     |      |      |      |   |      |      |     |     |      |      |      |   |
| 22-23     | 15.4  | 2.1   | 3.0   | 0.2 | 41.5 | 0.0  | 59.3 |     |      |     |        |      |      |     |     |      |      |      |   |      |      |     |     |      |      |      |   |
| Career    | 10.1  | 1.6   | 2.2   | 0.1 | 42.7 | 0.0  | 50.0 |     |      |     |        |      |      |     |     |      |      |      |   |      |      |     |     |      |      |      |   |
| <b>33</b> |  | <p><b>JOSH GRAY</b><br/>                     JR. - F - 7-0 - 255 - BROOKLYN, N.Y. // LSU</p> <table border="1"> <thead> <tr> <th></th> <th>MIN</th> <th>PTS</th> <th>REB</th> <th>BLK</th> <th>FG%</th> <th>3FG%</th> <th>FT%</th> </tr> </thead> <tbody> <tr> <td>22-23</td> <td>16.5</td> <td>4.4</td> <td>6.1</td> <td>0.9</td> <td>53.4</td> <td>0.0</td> <td>46.9</td> </tr> <tr> <td>Career</td> <td>12.5</td> <td>3.3</td> <td>4.3</td> <td>0.7</td> <td>52.7</td> <td>0.0</td> <td>42.2</td> </tr> </tbody> </table> <p><b>Career Highs:</b> 20 points*, 14 rebounds*, 3 blocks*, 2 steals*, 2 assists*</p>   |   | MIN | PTS  | REB  | BLK  | FG% | 3FG% | FT% | 22-23  | 16.5 | 4.4  | 6.1 | 0.9 | 53.4 | 0.0  | 46.9 | Career  | 12.5 | 3.3  | 4.3 | 0.7 | 52.7 | 0.0  | 42.2 | <ul style="list-style-type: none"> <li>Has made career-high 13 starts this season ; seven games (six in SEC play) with 10+ rebounds</li> <li>Had 20 points, 14 rebounds (both career highs) vs. Arkansas (Feb. 4) ; went 9-of-14 (64.2%) with 5 dunks</li> <li>Pulled down career-high 14 rebounds vs. Miss. State (Jan. 31) ; eight of them were offensive boards</li> <li>Notched first career double-double with 11 points and 13 rebounds at Florida (Jan. 25)</li> <li>Had game-high 10 rebounds in just 19 minutes vs. Clemson (Nov. 11)</li> <li>Saw action in 25 games (three starts) during first season in Garnet and Black in 2021-22 ; 2.9 ppg &amp; 3.5 rpg</li> </ul>   |
|           | MIN   | PTS   | REB   | BLK | FG%  | 3FG% | FT%  |     |      |     |        |      |      |     |     |      |      |      |   |      |      |     |     |      |      |      |   |
| 22-23     | 16.5  | 4.4   | 6.1   | 0.9 | 53.4 | 0.0  | 46.9 |     |      |     |        |      |      |     |     |      |      |      |   |      |      |     |     |      |      |      |   |
| Career    | 12.5  | 3.3   | 4.3   | 0.7 | 52.7 | 0.0  | 42.2 |     |      |     |        |      |      |     |     |      |      |      |   |      |      |     |     |      |      |      |   |
| <b>44</b> |  | <p><b>FORD COOPER JR.</b><br/>                     SR. - G - 6-3 - 193<br/>                     CHARLOTTE, N.C.<br/>                     - Played in career high<br/>                     18 games this season for<br/>                     Carolina<br/>                     - Had six points vs.<br/>                     A&amp;M (Jan. 14) ; his<br/>                     most as Gamecock</p>   | <p>- projected starters shaded in gray<br/>                     - projected starters based on<br/>                     previous game<br/>                     - * career high reached this season</p> |     |      |      |      |     |      |     |        |      |      |     |     |      |      |      |   |      |      |     |     |      |      |      |   |



## STAT COMPARISON

|                                | CAROLINA | GEORGIA | NCAA Rank |
|--------------------------------|----------|---------|-----------|
| Record                         | 10-20    | 16-14   | 293/171   |
| Conference Record              | 3-14     | 6-11    | -         |
| Current Streak                 | L3       | L4      | -         |
| Scoring Avg.                   | 64.6     | 69.0    | 327/246   |
| Opponent Scoring Avg.          | 73.4     | 71.9    | 274/234   |
| Scoring Margin                 | -8.8     | -2.8    | 338/275   |
| Field Goal %                   | 40.3     | 41.2    | 336/320   |
| Opponent Field Goal %          | 46.9     | 44.4    | 329/225   |
| 3-Point Field Goal %           | 32.8     | 32.0    | 253/297   |
| Opponent 3-Point Field Goal %  | 34.0     | 32.6    | 196/104   |
| 3-Point Field Goals Made PG    | 7.9      | 6.8     | 125/244   |
| 3-Point Field Goal Attempts PG | 24.0     | 21.3    | 78/189    |
| Free Throw %                   | 66.2     | 71.8    | 319/172   |
| Opponent Free Throw %          | 66.9     | 69.4    | -         |
| Rebounding Avg.                | 34.0     | 36.2    | 228/99    |
| Opponent Rebounding Avg.       | 35.2     | 35.3    | -         |
| Rebounding Margin              | -1.2     | +0.9    | 252/175   |
| Turnovers Avg.                 | 13.2     | 13.2    | 243/244   |
| Opponent Turnover Avg.         | 10.3     | 11.6    | 331/263   |
| Assists Avg.                   | 11.0     | 11.4    | 318/305   |
| Blocks Avg.                    | 2.6      | 2.6     | 258/258   |
| Steals Avg.                    | 4.8      | 6.4     | 327/179   |

NCAA stats games through Thursday, March 2

## INTERVIEW POLICIES

All interview requests must be made in advance to Associate Director Michael DeBates in the South Carolina Athletics Communications and Public Relations Office.

**Post-Game Interview Policy:** After each home game, the South Carolina student-athletes will address the media first, then head coach Lamont Paris. Visiting team press conferences may be conducted via Zoom. Each team will provide a link to its own press conference. There may be exceptions in which the visiting head coach will come to the media room for an in-person press conference. (Depending on deadline, this may be altered on a game-by-game basis).

**Road Interview Policy:** Interviews with coach Paris and Gamecock student-athletes while on the road will be scheduled according to the home/event post-game media procedure (non-conference play).

All interviews are to be coordinated through the Communications and Public Relations Office. This allows the staff to arrange the interview when it best suits the student-athlete's and the reporter's schedules. Please contact the Communications and Public Relations Office in advance to make your interview requests. Media are not permitted to contact student-athletes on their own at any time.

All interviews will take place at the designated media interview site for that day as listed in the weekly availability schedule.

Dormitory, apartment and cell phone numbers for student-athletes will not be provided to the media. Should you need to conduct a telephone interview with a student-athlete, a call will be placed to you from the student-athlete at a mutually agreeable time.

### SOUTH CAROLINA MEDIA RELATIONS

Michael DeBates, primary contact  
Associate Director  
cell: 712-348-5863  
e-mail: mdebates@mailbox.sc.edu  
Twitter: @mdebates

### SOUTH CAROLINA MEN'S BASKETBALL ONLINE

Website: www.GamecocksOnline.com/sports/mens-basketball  
Facebook: www.Facebook.com/GamecockMBB  
Twitter: @GamecockMBB  
Instagram: @GamecockMBB

## NOTABLE NUMBERS

# 52.0%

> Carolina shot a season-best 52.0 percent (26-50) at Mizzou (Feb. 7). Six of the nine games Carolina has shot above 40.0 percent in SEC play have been on the road. The team is 3-4 in those road contest.

# 7

> Paris was a part of the Wisconsin coaching staff that made seven straight appearances in the NCAA Tournament. Included in that stretch was a National Championship Game appearance (2015), Final Four (2014) and four Sweet 16s (2011-12, 2016-17).

# 9.7

> Josh Gray is averaging 9.7 rebounds per game over his last 12 outings. He leads the team with 10+ rebounds in seven games (six in SEC play).

# 12.0

> Since entering the starting lineup at Mizzou (Feb. 7), Jacobi Wright is averaging 12.0 points per game. He's 28-of-55 (50.9%) from the field and 11-of-23 from 3 (47.8%).

## A SOUTH CAROLINA WIN WOULD ...

- Be Carolina's first home victory in SEC play and the first SEC win at CLA for first-year head coach Lamont Paris
- Be the 13th win in the last 14 games vs. Georgia dating back to 67-61 win at Stegeman Coliseum on Jan. 4, 2017
- Lock up the No. 12 seed for Carolina at the SEC Tournament in Nashville next week

## THE TEAM THE TEAM THE TEAM

> It was a total team effort as South Carolina got back on track with a 82-73 win at LSU (Feb. 18). The Gamecocks led wire-to-wire and hit a season-high 15 3s, one off of tying the school record. The last time Carolina made 15 3s was when the team went 15-of-26 (57.7%) in a 98-69 home win vs. Auburn on Jan. 24, 2017. Meechie Johnson and GG Jackson led the Gamecocks in Baton Rouge with 20 points each. Jacobi Wright added a career-high 18 and Hayden Brown had 16. Johnson (5-for-9) and Wright (5-for-8) each made 5 3s. The last time the Gamecocks had multiple players with five or more 3s was that same game against the Tigers. Carolina greets Sindarius Thornwell (5-of-7) and Duane Notice (6-of-9) were the duo in that one. The Gamecocks also went 17-of-18 (94.4%) at the free throw line in the road victory at PMAC on Saturday. It was the team's first win at LSU since the 2017 Final Four season.

## MR. WRIGHT

> Jacobi Wright led south Carolina to a 64-61 comeback road victory at Ole Miss (Feb. 11). He started and scored a (then) career-high 17 points on 6-of-9 shooting (3-of-5 from behind the arc.). Wright made a clutch 3-pointer with 44 seconds to go to put Carolina ahead for good, 61-59. Hayden Brown added a team-high 18 points and Meechie Johnson scored six of the team's final nine points in the last 1:19 of the game. The victory snapped an eight-game losing skid in league action. It was just Carolina's fourth win all-time in Oxford.

## BIG MOVES FOR BIG JOSH

> Josh Gray has recently put the best stretch of his career together over the past 12 games dating back to No. 16/17 Auburn (Jan. 21). Over the stretch he's averaging 7.1 points and 9.7 rebounds per game. Gray has 49 offensive rebounds (4.1 per game) and 67 defensive rebounds (5.6 per game) in the stretch. He's 35-of-65 from the field, good for 53.8 percent.

Gray has done all this while averaging just 23.1 minutes per game for an extremely high rate of efficiency. He had his first career double-double at Florida (Jan. 25) with 11 points and 13 rebounds. He pulled down a career-high 14 rebounds (eight offensive) vs. Miss. State (Jan. 31). He followed that performance up with 14 more rebounds and a career-high 20 points for his second double-double in the last five four games. Against the Razorbacks, Gray was 9-for-14 (64.3 percent) with five dunks.

## TOUGH ONE IN OT IN ATHENS

> South Carolina's 12-game win streak against Georgia (dated back to Jan. 4, 2017) was recently snapped at Stegeman Coliseum on Jan. 28. The Gamecocks fell in OT, 81-78, in a game they led for 33 minutes and led by double digits with 6:31 to go in regulation. The Bulldogs took advantage of a favorable whistle late, going 19-for-25 (76.0 percent) at the line in the second half and OT period. Fouls were in Georgia's favor 17-8 the final 35 minutes of the game. Six of the Bulldogs eight points in OT came at the free throw line. The Gamecocks fell to 0-2 in OT games in league play with the loss. Five players scored in double figures for Carolina and the team knocked down a season-high 13 3s. Chico Carter Jr. (4-for-5) and Jacobi Wright (4-for-5) were a combined 8-for-10 from behind the arc.

## TWO DOUBLE-DOUBLES PLEASE

> GG Jackson (20 points, 10 rebounds) and Josh Gray (11 points, 13 rebounds) each posted double-doubles in Carolina's recent trip to Gainesville to face Florida (Jan. 25). Gray's 11 points were the first time he's scored in double figures and his 13 boards were a career-high. It marked his first double-double in college. Jackson's double-double was his team-leading third of the season and first in SEC action. The last time two players had double-doubles for Carolina was Maik Kotsar and Keyshawn Bryant on Feb. 26, 2020 in a 94-90 win over Georgia at CLA.

**CAROLINA BENCH PRODUCTION**

| GAME                 | SC-OPP | DIFF. | SC HIGH BENCH SCORER     |
|----------------------|--------|-------|--------------------------|
| SC State             | 13-40  | -27   | Hankins-Sanford, 5       |
| Clemson              | 18-17  | +1    | Wright, 10               |
| vs. Colorado State   | 15-27  | -12   | Wright, 8                |
| vs. Davidson         | 4-15   | -9    | Gray, Hankins-Sanford, 2 |
| vs. Furman           | 12-31  | -19   | Wright, 7                |
| USC Upstate          | 6-18   | -12   | Cooper Jr., 4            |
| at George Washington | 20-9   | +11   | Johnson, 6               |
| at Georgetown        | 8-6    | +2    | Wright, 6                |
| Presbyterian         | 10-21  | -11   | Wright, 6                |
| at UAB               | 6-11   | -5    | Wright, 6                |
| vs. East Carolina    | 4-8    | -4    | Gray, Wright, 2          |
| Western Kentucky     | 5-8    | -3    | Wright, 3                |
| Eastern Michigan     | 17-7   | +10   | Hankins-Sanford, 8       |
| at Vanderbilt        | 10-64  | -54   | Gray, 5                  |
| Tennessee            | 12-35  | -23   | Wright, 7                |
| at Kentucky          | 11-31  | -20   | Hankins-Sanford, 5       |
| Texas A&M            | 14-31  | -17   | Cooper Jr., 6            |
| Ole Miss             | 13-10  | +3    | Davis, 6                 |
| Auburn               | 10-14  | -4    | Gray, 6                  |
| at Florida           | 21-20  | +1    | Gray, 11                 |
| at Georgia           | 16-27  | -11   | Wright, 13               |
| Miss. State          | 9-12   | -3    | Wright, 7                |
| Arkansas             | 4-20   | -16   | Wright, 4                |
| at Missouri          | 23-25  | -2    | Jackson II, 23           |
| at Ole Miss          | 7-26   | -19   | Jackson II, 5            |
| Vanderbilt           | 12-9   | +3    | Hankins-Sanford, 7       |
| at LSU               | 6-15   | -9    | Davis, 4                 |
| Alabama              | 9-5    | +4    | Davis, 6                 |
| at Tennessee         | 7-37   | -30   | Sparkman, 3              |
| at Miss. State       | 8-17   | -9    | Sparkman, 6              |
| Georgia              |        |       |                          |

**CAROLINA SPECIALTY STATS**

(PP) points in paint; (OT) points off turnovers; (2nd) second chance points; (FB) fast break points

(South Carolina-Opponent)

| GAME                 | PP          | OT          | 2ND         | FB          |
|----------------------|-------------|-------------|-------------|-------------|
| SC State             | 34-22       | 16-15       | 24-6        | 17-18       |
| Clemson              | 20-30       | 16-25       | 8-6         | 4-12        |
| vs. Colorado State   | 14-54       | 11-19       | 11-5        | 0-7         |
| vs. Davidson         | 30-28       | 14-14       | 10-8        | 11-2        |
| vs. Furman           | 32-24       | 4-23        | 10-10       | 3-18        |
| USC Upstate          | 40-36       | 13-4        | 10-12       | 5-2         |
| at George Washington | 22-34       | 10-11       | 6-23        | 11-16       |
| at Georgetown        | 34-36       | 4-23        | 21-11       | 4-10        |
| Presbyterian         | 36-36       | 14-10       | 12-3        | 8-4         |
| at UAB               | 26-40       | 19-14       | 12-19       | 10-6        |
| vs. East Carolina    | 26-22       | 6-16        | 16-4        | 0-10        |
| Western Kentucky     | 20-26       | 7-10        | 11-7        | 7-11        |
| Eastern Michigan     | 34-10       | 14-7        | 12-4        | 12-6        |
| at Vanderbilt        | 32-36       | 14-11       | 8-6         | 4-20        |
| Tennessee            | 16-36       | 4-20        | 2-20        | 6-8         |
| at Kentucky          | 26-32       | 9-20        | 21-12       | 6-12        |
| Texas A&M            | 16-38       | 21-18       | 7-27        | 7-10        |
| Ole Miss             | 30-20       | 9-10        | 6-8         | 13-15       |
| Auburn               | 20-46       | 5-22        | 7-12        | 9-27        |
| at Florida           | 26-40       | 4-16        | 21-7        | 3-21        |
| at Georgia           | 28-40       | 10-17       | 20-8        | 2-10        |
| Miss. State          | 16-42       | 11-21       | 19-12       | 2-19        |
| Arkansas             | 34-38       | 14-8        | 12-10       | 8-8         |
| at Missouri          | 28-22       | 7-18        | 11-12       | 10-11       |
| at Ole Miss          | 18-24       | 14-16       | 9-10        | 6-12        |
| Vanderbilt           | 24-22       | 14-13       | 11-22       | 5-4         |
| at LSU               | 20-36       | 7-8         | 16-23       | 9-10        |
| Alabama              | 24-40       | 17-19       | 2-9         | 6-21        |
| at Tennessee         | 24-46       | 3-21        | 4-18        | 0-6         |
| at Miss. State       | 26-40       | 8-17        | 12-10       | 0-15        |
| Georgia              |             |             |             |             |
| <b>SC Total</b>      | <b>776</b>  | <b>326</b>  | <b>362</b>  | <b>186</b>  |
| <b>SC Average</b>    | <b>25.9</b> | <b>10.9</b> | <b>12.1</b> | <b>6.2</b>  |
| <b>Opp Total</b>     | <b>956</b>  | <b>466</b>  | <b>336</b>  | <b>341</b>  |
| <b>Opp Average</b>   | <b>31.9</b> | <b>15.5</b> | <b>11.2</b> | <b>11.4</b> |



**SOUTHEASTERN CONFERENCE STANDINGS**

As of Thursday, March 2, 2023

| Team                  | Conference  | Overall      |
|-----------------------|-------------|--------------|
| Alabama               | 16-1        | 26-4         |
| Texas A&M             | 14-3        | 22-8         |
| Tennessee             | 11-6        | 22-8         |
| Kentucky              | 11-6        | 20-10        |
| Missouri              | 10-7        | 22-8         |
| Vanderbilt            | 10-7        | 17-13        |
| Auburn                | 9-8         | 19-11        |
| Mississippi State     | 8-9         | 20-10        |
| Arkansas              | 8-9         | 19-11        |
| Florida               | 8-9         | 15-15        |
| Georgia               | 6-11        | 16-14        |
| <b>South Carolina</b> | <b>3-14</b> | <b>10-20</b> |
| Ole Miss              | 3-14        | 11-19        |
| LSU                   | 2-15        | 13-17        |

**SCORES AND SCHEDULE IN THE SEC**

**Wednesday, February 22**

- \*Kentucky 82, at Florida 74
- \*at LSU 84, Vanderbilt 77
- \*#2 Alabama 78, at South Carolina 76 OT**
- \*at Auburn 78, Ole Miss 74

**Saturday, February 25**

- \*Missouri 85, at Georgia 63
- \*at #2 Alabama 86, Arkansas 83
- \*at Mississippi State 69, #25 Texas A&M 62
- \*at Kentucky 86, Auburn 54
- \*at Vanderbilt 88, Florida 72
- \*at #11 Tennessee 85, South Carolina 45**
- \*at Ole Miss 82, LSU 69

**Tuesday, February 28**

- \*Florida 77, at Georgia 67
- \*at #12 Tennessee 75, Arkansas 57
- \*at Mississippi State 74, South Carolina 68**
- \*#24 Texas A&M 69, at Ole Miss 61

**Wednesday, March 1**

- \*at #2 Alabama 90, Auburn 85 OT
- \*Vanderbilt 68, at #23 Kentucky 66
- \*Missouri 81, at LSU 76

**Saturday, March 4**

- \*Georgia at South Carolina SECN 1:00 pm
- \*#12 Tennessee at Auburn ESPN 2:00 pm
- \*#2 Alabama at #24 Texas A&M CBS 12:00 pm
- \*#23 Kentucky at Arkansas CBS 2:00 pm
- \*Ole Miss at Missouri SECN 3:30 pm
- \*LSU at Florida SECN 6:00 pm
- \*Mississippi State at Vanderbilt SECN 8:30 pm

**ASSOCIATED PRESS TOP 25**

Week 17 (Feb. 27, 2023)

| RK | TEAM            | REC   | PTS  | TREND |
|----|-----------------|-------|------|-------|
| 1  | Houston (49)    | 27-2  | 1531 | -     |
| 2  | Alabama (5)     | 25-4  | 1456 | -     |
| 3  | Kansas (8)      | 24-5  | 1445 | -     |
| 4  | UCLA            | 25-4  | 1391 | -     |
| 5  | Purdue          | 24-5  | 1200 | -     |
| 6  | Marquette       | 23-6  | 1173 | ↑4    |
| 7  | Baylor          | 21-8  | 1099 | ↑2    |
| 8  | Arizona         | 24-5  | 1091 | ↓1    |
| 9  | Texas           | 22-7  | 1077 | ↓1    |
| 10 | Gonzaga         | 25-5  | 1026 | ↑2    |
| 11 | Kansas State    | 22-7  | 1002 | ↑3    |
| 12 | Tennessee       | 21-8  | 736  | ↓1    |
| 13 | Virginia        | 21-6  | 718  | ↓7    |
| 14 | UConn           | 22-7  | 714  | ↑4    |
| 15 | Indiana         | 20-9  | 697  | ↑2    |
| 16 | Miami           | 23-6  | 668  | ↓3    |
| 17 | Saint Mary's    | 25-6  | 592  | ↓2    |
| 18 | San Diego State | 23-5  | 552  | ↑4    |
| 19 | Xavier          | 21-8  | 505  | ↓3    |
| 20 | Providence      | 21-8  | 299  | -     |
| 21 | Maryland        | 20-9  | 184  | ↑5    |
| 22 | TCU             | 19-10 | 173  | ↑2    |
| 23 | Kentucky        | 20-9  | 162  | ↑3    |
| 24 | Texas A&M       | 21-8  | 161  | ↑1    |
| 25 | Pittsburgh      | 21-8  | 140  | ↑1    |

Others receiving votes: Creighton 87, Duke 78, Oral Roberts 40, Northwestern 39, Florida Atlantic 25, Iowa State 20, Nevada 17, Missouri 16, Arkansas 7, Charleston 6, NC State 6, Clemson 5, Memphis 4, Boise State 3, USC 3, VCU 1, West Virginia 1  
Dropped from rankings: Creighton 19, Northwestern 21, Iowa State 23

**COACHES POLL TOP 25**

Week 17 (Feb. 27, 2023)

| RK | TEAM            | REC   | PTS | TREND |
|----|-----------------|-------|-----|-------|
| 1  | Houston (27)    | 27-2  | 794 | -     |
| 2  | Alabama (2)     | 25-4  | 752 | -     |
| 3  | Kansas (3)      | 24-5  | 729 | ↑1    |
| 4  | UCLA            | 25-4  | 728 | ↓1    |
| 5  | Purdue          | 24-5  | 630 | -     |
| 6  | Marquette       | 23-6  | 626 | ↑3    |
| 7  | Texas           | 22-7  | 558 | ↑1    |
| 8  | Baylor          | 21-8  | 527 | ↑2    |
| 9  | Arizona         | 24-5  | 518 | ↓2    |
| 10 | Gonzaga         | 25-5  | 515 | ↑2    |
| 11 | Kansas State    | 22-7  | 469 | ↑5    |
| 12 | Virginia        | 21-6  | 389 | ↓6    |
| 13 | Indiana         | 20-9  | 362 | ↑4    |
| 14 | Tennessee       | 21-8  | 353 | ↓1    |
| 15 | Miami           | 23-6  | 349 | ↓4    |
| 16 | Saint Mary's    | 25-6  | 339 | ↓2    |
| 17 | Xavier          | 21-8  | 274 | ↓2    |
| 18 | UConn           | 22-7  | 254 | ↑5    |
| 19 | San Diego State | 23-5  | 251 | ↑1    |
| 20 | Providence      | 21-8  | 239 | ↓2    |
| 21 | Texas A&M       | 21-8  | 113 | ↑4    |
| 22 | TCU             | 19-10 | 109 | ↑4    |
| 23 | Creighton       | 18-11 | 95  | ↓4    |
| 24 | Maryland        | 20-9  | 82  | ↑2    |
| 25 | Pittsburgh      | 21-8  | 64  | ↑1    |

Others receiving votes: Northwestern 52, Kentucky 49, NC State 48, Iowa State 42, Duke 29, Florida Atlantic 26, Oral Roberts 11, USC 9, Nevada 5, Toledo 3, Clemson 3, Kent State 2, Boise State 2  
Dropped from rankings: Iowa State 21, Northwestern 22, NC State 24



## SERIES BREAKDOWN

> The Gamecocks saw their 12-game win streak over the Bulldogs that spanned six seasons dating back to a 67-61 victory at Stegeman Coliseum on Jan. 4, 2017, come to an end with a heartbreaking overtime loss on Jan. 28 in Athens. It was the longest win streak by either team in the series all-time.  
> Georgia's last win in the series before the game back in January was on March 11, 2016 in the quarterfinals of the SEC Tournament. JJ Frazier made two FTs in the final seconds of the 65-64 victory.

## VS. GEORGIA (62-59, CAROLINA LEADS)

**H: 37-19 ; A: 22-34 ; N: 3-6**

Last 10 games in the series...

|             |   |       |        |
|-------------|---|-------|--------|
| F. 21, 2018 | H | 66-57 | W      |
| F. 2, 2019  | A | 86-80 | W      |
| M. 9, 2019  | H | 66-46 | W      |
| F. 12, 2020 | A | 75-59 | W      |
| F. 26, 2020 | H | 94-90 | W (OT) |
| J. 27, 2021 | H | 83-59 | W      |
| F. 27, 2021 | A | 91-70 | W      |
| J. 22, 2022 | H | 83-66 | W      |
| F. 12, 2022 | A | 80-68 | W      |
| J. 28, 2023 | A | 78-81 | L (OT) |

## TRACKING GG

> Highly touted freshman Gregory "GG" Jackson II's 15.3 points per game average is T-6th nationally amongst freshmen. Jackson has had a team-high, ten 20-point games this season. His ten 20-point games are the most by a Gamecock freshman since Carolina joined the SEC in 1991-92.

## NATIONAL FRESHMEN SCORING LEADERS

1. Brandon Miller (Alabama) - 19.6 ppg
2. Nate Calmese (Lamar) - 17.6 ppg
3. Brice Sensabaugh (Ohio State) - 16.4 ppg
4. Keyante George (Baylor) - 16.3 ppg
5. Judah Mintz (Syracuse) - 16.2 ppg
6. Gregory "GG" Jackson II (South Carolina) - 15.3 ppg
7. Taylor Hendricks (UCF) - 15.3 ppg
8. Jackson Paveletzke (Wofford) - 14.9 ppg
9. Kyle Filipowski (Duke) - 14.8 ppg
10. Aidan Mahaney (St. Mary's) - 14.6 ppg

Through games played Thursday, March 2\*



## NOTABLE NUMBERS

**68 3s**

Meechie Johnson has made 68 3s so far this season through 30 games played (2.3 per game), which is T-5th most in the SEC right behind Vandy's Myles Stute. Johnson's made four or more 3s five times and the team is 5-1 in those games (only loss to #2/2 Alabama in OT on Feb. 22).

**30**

GG Jackson scored a career-high 30 points vs. No. 16/17 Auburn (Jan. 21). He became the first freshman in program history with a 30-point game since Bruce Ellington (31 points on 12/22/10 at Furman).

**14**

Josh Gray pulled down a career-high 14 rebounds in back-to-back games vs. Miss. State (Jan. 31) and Arkansas (Feb. 4). 15 of those 28 boards were on the offensive end. He leads the team in SEC action, averaging 7.8 rebounds per game. Gray has had seven 10+ rebound games this season.

## 3EECHIE JOHNSON EN FUEGO

> Transfer point guard Meechie Johnson went on a tear after a breakout game in a road win at Georgetown back on Dec. 3. He scored in double-figures in 10-straight games (best mark of his career and was snapped vs. Ole Miss on Jan. 17) and averaged 16.8 points, 4.7 rebounds and 3.9 assists per game in the stretch. He went 58-of-137 (42.3%) from the field, 30-of-83 (36.1%) from 3 and 22-of-29 (75.9%) at the free throw line (has made 18-straight FTs to start league play which leads the SEC). The Cleveland, Ohio, native scored a career-high 26 points on Jan. 10 in helping lead the Gamecocks to their first win at Rupp Arena over Kentucky since 2009. He also led the team with six rebounds and six assists. Johnson became the first South Carolina player with 25 points, five rebounds and five assists in a game since Gamecock great Sindarius Thornwell (25 points, eight rebounds and six assists) on March 4, 2017 at Ole Miss. He had two games in the 10-game scoring stretch where he made six 3s: vs. Western Kentucky (Dec. 22) and at Kentucky (Jan. 10).

## SHOWING UP AT RUPP

> The Gamecocks shocked Big Blue Nation with a 71-68, wire-to-wire victory on Jan. 10 thanks to a career-high 26 points from Meechie Johnson (6-of-10 from 3). It was Carolina's first win at Rupp Arena since 2009 and just its third all-time since joining the SEC in 1992. Lamont Paris joined Eddie Fogler (1997) and Darrin Horn (2009) as the only Gamecock head coaches all-time to win in the historic building. The Gamecocks out-rebounded the Wildcats 32-28 and held a 21-12 advantage in second chance points. Carolina made a season-high 11 3s and shot 55.0 percent (11-of-20) from behind the arc.

## FREE THROWS FREE THROWS FREE THROWS FREE THROWS

> Vanderbilt took a hard-fought game over the Gamecocks on SEC opening night (Jan. 3), 84-79 in overtime at Memorial Gym. Hayden Brown forced OT with a made alley-op with .03 seconds remaining. In OT, the Commodores went 13-of-14 at the free throw line, nearly shooting as many free throws as Carolina did the entire game (15). Chico Carter Jr. led the Gamecocks with 24 points, six rebounds and four assists. It was Carter's first career 20-point game in SEC play.

## REAL RECOGNIZE REAL

> GG Jackson was named the CBS Sports/USB-WA Freshman of the Week for the second time this season on Tuesday, Jan. 3, fresh off a game in which he scored a career-high 24 points in the non-conference finale vs. Eastern Michigan (Dec.

30), squaring off against the Eagles' Emoni Bates. Jackson had a game-high nine rebounds and also made a career-best four 3s in the contest.

## GG WAS HITIN' FROM THREE

> GG Jackson scored 24 points in the team's 74-64 win over Emoni Bates and Eastern Michigan in the non-conference finale. He made a career-high four 3s and also pulled down a game-high nine rebounds. Carolina had its best first half of the season, scoring 40 points while shooting 54.8 percent (17-of-31) in building a double-digit advantage over the Eagles. The Gamecocks were dominate on the glass again with a 46-30 advantage. Chico Carter Jr. has 15 points and was an efficient 6-of-7 from the floor. Meechie Johnson had 10 to extend his double-figure scoring streak to six games. Carolina finished the non-conference slate a perfect 6-0 at CLA.

## MEECHIE ON THE NICE LIST

> Meechie Johnson scored a career-high 25 points, going 6-of-11 from downtown, in a 65-58 victory over Western Kentucky (Dec. 22) right before Christmas. He had 15 points in the first half after going 5-of-8 from behind the arc. GG Jackson pulled down a career-high 16 rebounds (most by a Gamecock since Chris Silva had 17 at A&M on 3/5/19) and added 12 points for his second double-double of the season. The Gamecocks pulled down a season-high 51 rebounds and also limited the Hilltoppers to just 36.4 percent shooting and 20 made field goals, both season lows for opponents. WKU came into the game fourth in the nation in 3-point shooting at 42.1 percent. The Gamecocks limited the Hilltoppers to just 13.6 percent (3-of-22) from distance.

## ROAD DAWGS

> Carolina bounced back from a tough road loss to start its two-game D.C. road swing with a 74-71 overtime victory at Georgetown (Dec. 3). Meechie Johnson made the go-ahead, 3-point basket with 25 seconds to go. He had a career day with 17 points, eight assists and seven rebounds - all career highs. GG Jackson scored a team-high 22 points (9-for-19 FGs), all coming in the second half after going 0-for-5 the first 20 minutes. The Gamecocks trailed by 11 at the half. In the second half and overtime, South Carolina combined to shoot 20-of-37 (54.1 percent) from the field. The Gamecocks were 15-for-21 (71.4 percent) on 2-point shots in the second half and overtime combined. It was the team's first true road win and first win away from Colonial Life Arena this season.

## HOME SWEET HOME

> The Gamecocks snapped a three-game skid with a big comeback victory at home, 68-53, over USC Upstate on Black Friday (Nov. 25). Trailing by three at halftime, Carolina dominated the final 20 minutes, outscoring the Spartans 40-22 in the second half. The Gamecocks shot 58.1 percent (18-for-31) in half two. Freshman sensation Gregory "GG" Jackson II scored a career-high 22 points with an efficient 8-for-14 shooting day, including 3-of-6 shooting from behind the arc. Carolina was shorthanded, missing two starters in Chico Carter Jr. and Meechie Johnson. Sophomore Jacobi Wright and freshman Zachary Davis started in their place. Wright had 10 points and Davis had seven points and four rebounds. Davis and Jackson in the starting five marked the first time since Nov. 30, 2018 two freshmen cracked the starting lineup (Keyshawn Bryant and AJ Lawson) for Carolina.

## EXTRA! EXTRA! READ ALL ABOUT HIM - JACKSON II EARNS SEC FRESHMAN OF THE WEEK

> Forward Gregory "GG" Jackson II was named SEC Freshman of the Week on Monday, Nov. 14, after leading the Gamecocks to a pair of wins the first week of the season. He averaged 15.0 points and 9.0 rebounds.

## CASH MONEY CARTER CLOSES OUT TIGERS IN RIVALRY MATCHUP AT CLA

> Chico Carter Jr. went the length of the floor and made a contested jumper with 0.9 seconds left to lead South Carolina to victory over in-state rival Clemson, 60-58. The Columbia, S.C., native scored a game-high 16 points and went 4-of-6 from deep. Gregory "GG" Jackson II had 12 points and eight rebounds. Jacobi Wright added 10 points off the bench and Josh Gray contributed with a game-high 10 rebounds and three blocks. It marked the team's first win at home vs. the Tigers since a 68-45 victory on Dec. 19, 2014. New head coach Lamont Paris became the first Gamecock coach since Dave Odom (won 81-59 on 12/8/01 at Clemson) to defeat Clemson in his first season.

## NEWCOMERS SHINE NIGHT ONE

> The team opened the season with an 80-77 victory over SC State on Tuesday night led by the oldest player on the team, graduate transfer Hayden Brown, and the youngest player on the team, freshman Gregory "GG" Jackson II; Brown had 21 to lead all scorers and Jackson had 18 points and a game-high 10 rebounds for his first career double-double; sophomore Jacobi Wright had a career-high 14 points after going 3-for-5 behind the arc in the first victory of the Lamont Paris era.

## PARIS WELCOMES TWO PALMETTO PRODUCTS ON SIGNING DAY

> Arden Conyers and Collin Murray-Boyles, both Palmetto State products, each signed National Letters of Intent to continue their athletic careers as Gamecocks in the fall of 2023 on Nov. 9 as a part of the early signing period. They're the first high school signees in Garnet & Black under Paris' watch at Carolina. Conyers, a 6-6, 180-pound guard from Blythewood, S.C., is the third ranked player in the state per 247Sports and No. 4 by On3.

com. He ranks just outside the top-200 nationally. An all-region pick last season at Westwood High School, he averaged 18.5 points, 5.8 rebounds and 1.5 assists per game for the Redhawks. He will hit the 1,000-career point mark in his senior season. He was recently named one of five to the South Carolina Basketball Coaches Association (SCBA) Elite Boys Preseason Team. Murray-Boyles, a 6-7, 200-pound forward from Columbia, S.C. is the third-ranked player in the state and No. 117 in his class via On3.com. He is set to finish his high school career this winter at Wasatch Academy in Mount Pleasant, Utah after prepping at AC Flora the past three seasons. He helped lead the Falcons to a 24-7 record as a junior and appearance in the state title game. Murray-Boyles averaged 18.3 points, 11.4 rebounds, 5.3 blocks and 2.5 assists per game last season at Flora. His older brother played collegiately at UNC Pembroke.

## ORDER ON THE COURT

> The Honorable L. Casey Manning enters his 30th season as an analyst for men's basketball games on the Gamecock Radio Network. He joined the broadcast team for the 1993-94 season and worked alongside legendary South Carolina play-by-play man Bob Fulton. Manning has worked alongside current play-by-play man Derek Scott since 2016-17. The Gamecocks advanced to the school's first ever Final Four their first year working together. Manning, a Dillon, S.C. native, played for the Gamecocks from 1970-73 and made history as the first African-American scholarship player in program history. He graduated from the South Carolina School of Law in 1977 and has served as Circuit Court Judge for the Fifth Judicial Court since 1994. Manning retired on Dec. 31, 2022.

> On Dec. 8, 2022, at a retirement function at the USC Alumni Center, Manning received the Order of the Palmetto from Gov. Henry McMaster, the highest civilian honor granted in the state of South Carolina.

> Two streets were also named after him, one in downtown Columbia near the courthouse he worked in and the other in his hometown of Dillon, S.C.

> On May 7, 2022, Manning received an honorary doctor of laws degree from the Board of Trustees at commencement. It is the highest degree you can receive from the university.

> He joins Dave Kellum (33rd season as Ole Miss pxp) as the only members of the 30-year club on radio broadcast in the SEC.

## WATCH LIST SZN

> GG Jackson was one of 20 players in the country to be named to the Karl Malone Power Forward of the Year Award Watch List on Oct. 27, 2022. He joined former Gamecock Chris Silva (2015-19) as the only Carolina players on the watch list in the nine-year history of the award.

## BY THE NUMBERS

**94.4%** - South Carolina went 17-of-18 at the FT line in a road win at LSU (Feb. 18). It was the team's third highest road percentage mark all-time (min. 10 made FTs) in SEC play and highest since making 11-of-11 at Vanderbilt on Jan. 28, 2004.  
**15 3s** - The Gamecocks sunk a season high 15 3s in Baton Rouge on Feb. 18, one off tying the school

record. It marked the most 3s in a game for the Gamecocks since making 15 in a 98-69 win over Auburn on Jan. 24, 2017.

**4-0** - Carolina is 4-0 in games where Meechie Johnson scores 20 or more points this season.

**20 & 14** - It was another career day for Josh Gray with 20 points and 14 rebounds (both career highs) vs. Arkansas (Feb. 4) for his second double-double of the season (and his career).

**11 & 13** - Gray had his first double-double in college with then career-highs in points (11) and rebounds (13) at Florida (Jan. 25).

**30** - GG Jackson posted his first career 30-burger with a career-high 30 points vs. No. 16/17 Auburn (Jan. 21). After missing his first eight shots, he finished the game 10-of-13 (76.9 percent). It was the first 30-point game by a Gamecock freshman since Bruce Ellington (31 points on 12/22/10 at Furman).

**28** - South Carolina snapped Kentucky's 28-game home win streak (second longest in nation) with a 71-68 win at Rupp Arena on Jan. 10.

**6-0** - Carolina finished the non-conference slate a perfect 6-0 at CLA.

**47.6%** - Chico Carter Jr. is 49-of-103 from behind the arc, good for a 47.6 percent field goal percentage from distance (1st in SEC).

**51** - The Gamecocks had a season-high 51 rebounds vs. WKU (Dec. 22). It's the second time the team has had 50-plus rebounds this season.

**16** - GG Jackson pulled down a career-high 16 rebounds in a win over WKU (Dec. 22). It was the most rebounds in a game by a Gamecock since Chris Silva had 17 boards on March 5, 2019 in a victory at Texas A&M. Jackson added 12 points in the game for his team leading second double-double.

**4-1** - South Carolina is 4-1 this season in games with single digit turnovers.

**20** - Gregory "GG" Jackson II has ten 20-point performances on his resume so far this season. He's scored in double-figures in 24 of 30 games this season and has led the team in scoring 16 times. His ten 20-point games are the most by a Gamecock freshman since Carolina joined the SEC in 1991-92.

**3.5** - Meechie Johnson is currently averaging 3.5 assists per game (10th in the SEC). The last Gamecock to average 4.0 or more assists per game was Devan Downey (4.5) during the 2008-09 season.

**50** - South Carolina had 50 rebounds vs. Clemson (Nov. 11), the first 50+ rebound game for the Gamecocks vs. a Power Five opponent since pulling down 52 vs. Alabama (Feb. 7, 2017), a game that went four overtime periods.

**18 & 10** - Jackson got his career going in emphatic fashion with 18 points and 10 rebounds in his debut as a Gamecock, an 80-77 win over SC State (Nov. 8) in the opener at CLA.

**1,402** - Graduate transfer Hayden Brown scored 1,402 career points for The Citadel over five seasons, which is the seventh-most in program history.

**2** - Brown is one of two players in The Citadel's history to score 1,400 points and collect 700 rebounds in his career. A 6-5, 234-pound forward, he averaged 18.8 points and 9.5 rebounds per game in 2021-22.

## KEY STAT

South Carolina is 0-8 this season when scoring 59 points or less. The team is also 3-17 when trailing at the half as opposed to 7-3 when leading at the break.

# ROSTER BREAKDOWN

## Returning Letterwinners (6)

Ja'Von Benson  
Chico Carter Jr.  
Ford Cooper Jr.  
Josh Gray  
Tre-Vaughn Minott  
Jacobi Wright

## Guards (7)

Chico Carter Jr.  
Ford Cooper Jr.  
Zachary Davis  
Ebrima Dibba  
Meechie Johnson  
Eli Sparkman  
Jacobi Wright

## Forwards (7)

Ja'Von Benson  
Benjamin Bosmans-Verdonk  
Hayden Brown  
Josh Gray  
Daniel Hankins-Sanford  
Gregory "GG" Jackson  
Tre-Vaughn Minott

## By Height

Eli Sparkman (6-0)  
Chico Carter Jr. (6-2)  
Meechie Johnson (6-2)  
Jacobi Wright (6-2)  
Ford Cooper Jr. (6-3)  
Ebrima Dibba (6-5)  
Hayden Brown (6-5)  
Ja'Von Benson (6-7)  
Zachary Davis (6-7)  
Daniel Hankins-Sanford (6-7)  
Tre-Vaughn Minott (6-8)  
Benjamin Bosmans-Verdonk (6-9)  
Gregory "GG" Jackson (6-9)  
Josh Gray (7-0)

# 2022-23 SOUTH CAROLINA MEN'S BASKETBALL ROSTER

## Alphabetical Roster

| No. | Name                     | Pos. | Ht. | Wt. | Cl. | Exp. | Hometown // Last School                                     |
|-----|--------------------------|------|-----|-----|-----|------|---|
| 21  | Ja'Von Benson            | F    | 6-7 | 253 | JR  | 2L   | Columbia, S.C. // Ridge View                                |
| 31  | Benjamin Bosmans-Verdonk | F    | 6-9 | 250 | RJR | 3L   | Lommel, Belgium // Illinois                                 |
| 10  | Hayden Brown             | F    | 6-5 | 234 | GR  | 4L   | Greer, S.C. // The Citadel                                  |
| 2   | Chico Carter Jr.         | G    | 6-2 | 192 | SR  | 3L   | Columbia, S.C. // Murray State                              |
| 44  | Ford Cooper Jr.          | G    | 6-3 | 193 | SR  | 1L   | Charlotte, N.C. // Missouri State                           |
| 12  | Zachary Davis            | G    | 6-8 | 192 | FR  | HS   | Denmark, S.C. // Denmark-Olar                               |
| 0   | Ebrima Dibba             | G    | 6-5 | 214 | RSR | 4L   | Bredäng, Sweden // Coastal Carolina                         |
| 33  | Josh Gray                | F    | 7-0 | 255 | JR  | 2L   | Brooklyn, N.Y. // LSU                                       |
| 30  | Daniel-Hankins Sanford   | F    | 6-7 | 233 | FR  | HS   | Charlotte, N.C. // Julius L. Chambers (Charlotte, N.C.)     |
| 23  | Gregory "GG" Jackson II  | F    | 6-9 | 215 | FR  | HS   | Columbia, S.C. // Ridge View                                |
| 5   | Meechie Johnson          | G    | 6-2 | 180 | SO  | 2L   | Cleveland, Ohio // Ohio State                               |
| 4   | Tre-Vaughn Minott        | F    | 6-8 | 258 | JR  | 2L   | Montreal, Quebec // NBA Academy Latin America (Mexico City) |
| 14  | Eli Sparkman             | G    | 6-0 | 153 | FR  | HS   | Cleveland, Tenn. // Baylor School (Chattanooga, Tenn.)      |
| 1   | Jacobi Wright            | G    | 6-2 | 188 | SO  | 1L   | Fort Mill, S.C. // Legacy Early Colleg                      |

## Numerical Roster

| No. | Name                     | Pos. | Ht. | Wt. | Cl. | Exp. | Hometown // Last School                                     |
|-----|--------------------------|------|-----|-----|-----|------|---|
| 0   | Ebrima Dibba             | G    | 6-5 | 214 | RSR | 4L   | Bredäng, Sweden // Coastal Carolina                         |
| 1   | Jacobi Wright            | G    | 6-2 | 188 | SO  | 1L   | Fort Mill, S.C. // Legacy Early College                     |
| 2   | Chico Carter Jr.         | G    | 6-2 | 192 | SR  | 3L   | Columbia, S.C. // Murray State                              |
| 4   | Tre-Vaughn Minott        | F    | 6-8 | 258 | JR  | 2L   | Montreal, Quebec // NBA Academy Latin America (Mexico City) |
| 5   | Meechie Johnson          | G    | 6-2 | 180 | SO  | 2L   | Cleveland, Ohio // Ohio State                               |
| 10  | Hayden Brown             | F    | 6-5 | 234 | GR  | 4L   | Greer, S.C. // The Citadel                                  |
| 12  | Zachary Davis            | G    | 6-8 | 192 | FR  | HS   | Denmark, S.C. // Denmark-Olar                               |
| 14  | Eli Sparkman             | G    | 6-0 | 153 | FR  | HS   | Cleveland, Tenn. // Baylor School (Chattanooga, Tenn.)      |
| 21  | Ja'Von Benson            | F    | 6-7 | 253 | JR  | 2L   | Columbia, S.C. // Ridge View                                |
| 23  | Gregory "GG" Jackson II  | F    | 6-9 | 215 | FR  | HS   | Columbia, S.C. // Ridge View                                |
| 30  | Daniel-Hankins Sanford   | F    | 6-7 | 233 | FR  | HS   | Charlotte, N.C. // Julius L. Chambers (Charlotte, N.C.)     |
| 31  | Benjamin Bosmans-Verdonk | F    | 6-9 | 250 | RJR | 3L   | Lommel, Belgium // Illinois                                 |
| 33  | Josh Gray                | F    | 7-0 | 255 | JR  | 2L   | Brooklyn, N.Y. // LSU                                       |
| 44  | Ford Cooper Jr.          | G    | 6-3 | 193 | SR  | 1L   | Charlotte, N.C. // Missouri State                           |

**Head Coach:** Lamont Paris (Wooster, '96 ; Indiana State '00)

**Assistant Coach:** Tim Buckley (Bemidji State, '88)

**Assistant Coach:** Tanner Bronson (Wisconsin, '08)

**Assistant Coach:** Eddie Shannon (Florida, '99)

**Strength & Conditioning Coach:** Scott Greenawalt (Muskingum College, '98)

**Director of Basketball Operations:** Colby Arendale (Chattanooga, '18)

**Director of Player Development:** David McKinley (Ohio, '13)

**Director of Video Services:** Roman DiPasquale (Wisconsin, '11)

**Athletic Trainer:** Mark Rodger (Buffalo, '01)

**Special Assistant to the Head Coach:** Carey Rich (South Carolina, '95)

**Associate Director of Athletics Communications and Public Relations:** Michael DeBates (Iowa State, '14)

## TOP RETURNING ...

Scorer.....Carter Jr., 4.2 ppg  
Rebounder .....Benson, 4.2 rpg  
Assist Maker.....Wright, 1.8 apg  
FG Shooter \*.....Carter Jr., 40.7%  
3-Point FG Shooter \$.....Carter Jr, 37.9%  
FT Shooter \$.....Carter Jr., 82.6%  
Shot Blocker.....Gray, 0.7 bpg  
Steal Maker .....Wright, 0.5 spg

\* at least 75 attempts

\$ at least 20 attempts

## PRONUNCIATION GUIDE

- JUH-Von Benson
- Ee-BRIME-uh DEEB-ah
- Tre-Vaughn MY-not
- Benjamin BOSE-mans-ver-DONK





## HEAD COACH LAMONT PARIS

HEAD COACH | SIXTH SEASON OVERALL | 97-92 (.513) | FIRST SEASON AT SOUTH CAROLINA | 10-20 (.333)

### THE PARIS FILE

#### COACHING

##### Experience

26th year

##### College Head Coach Experience

6th season

##### Hire Date At Carolina

Thursday, March 24, 2022

#### PERSONAL

##### Hometown

Findlay, Ohio

##### Alma Mater

Wooster, 1996 (Bachelors - Economics)

Indiana State, 2000 (Masters - Rec. & Sport Mgmt.)

#### COACHING RESUME

##### College Assistant Coach

Wooster, 1997-98

DePauw, 1998-99

IUP, 2000-04

Akron, 2004-10

Wisconsin, 2010-17

##### College Head Coach

Chattanooga, 2017-22

South Carolina, 2022-present

Lamont Paris, who has been a part of nine NCAA Division I Tournaments and 17 twenty-win seasons as a college head and assistant coach, was named the University of South Carolina's 33rd head coach by Director of Athletics Ray Tanner on Thursday, March 24, 2022.

Paris, 47, is the first African-American head coach in the history of the Gamecock men's basketball program.

Paris comes to Carolina after five seasons as the head coach at University of Tennessee at Chattanooga, coaching the Mocs to an 87-72 overall record (.547), including a 65-29 mark the last three seasons.

This past season, he led the Mocs to their first Southern Conference title and NCAA berth since 2016. Chattanooga finished the season with a 27-8 mark. He was one of 20 finalists for the Hugh Durham Award, given by CollegeInsider.com to the top Division I mid-major coach in college basketball. The Mocs' NCAA NET ranking improved in each of his seasons at Chattanooga, finishing with a 63 ranking this season.

In his 17 seasons as a collegiate assistant coach prior to becoming head coach at Chattanooga, teams associated with Paris were 497-217 (.696) with five conference titles and 12 NCAA Tournament appearances (Division I and II), reaching two Final Fours.

Paris spent seven seasons as an assistant at Wisconsin from 2010-17 working for Bo Ryan and Greg Gard. The Badgers went to the NCAA Tournament every year with four Sweet 16 appearances and back-to-back trips to the Final Four in 2014 and 2015. Wisconsin played for the National Championship in 2015 after going 36-4 and winning both the Big Ten regular season and tournament titles. The Badgers took down No. 1 overall seed Kentucky in the National Semifinal, ending the Wildcats' previously undefeated season.

Prior to joining the Wisconsin staff, he was an assistant coach at Akron for five seasons (2005-10) under head coach Keith Drambrot (coached LeBron James at St. Vincent-St. Mary High School for two seasons).

Paris was on the Zips staff in 2005-06 season when the squad achieved its first 20-win season since 1974-75, going 23-10. Akron won 20-or-more games in each of Paris' years on the staff. The Zips were 2009 Mid-American Conference Champions and earned NIT bids in 2006 and 2008 and went to the CBI in 2010.



### PARIS' CAREER RECORD, YEAR-BY-YEAR

| SEASON          | RECORD              | CONFERENCE (FINISH) | POSTSEASON                 |
|-----------------|---------------------|---------------------|----------------------------|
| 2017-18 (CHATT) | 10-23               | 3-15 (10th)         | -                          |
| 2018-19 (CHATT) | 12-20               | 7-11 (5th)          | -                          |
| 2019-20 (CHATT) | 20-13               | 10-8 (T-5th)        | -                          |
| 2020-21 (CHATT) | 18-7                | 9-7 (4th)           | -                          |
| 2021-22 (CHATT) | 27-8                | 14-4 (1st)          | 0-1 ; NCAA First Round     |
| 2022-23 (SC)    | 10-20               | 3-14                | -                          |
| <b>Totals</b>   | <b>97-92 (.513)</b> | <b>46-59 (.438)</b> | <b>0-1 (.000) • 1 NCAA</b> |



## GAMECOCK SUPERLATIVES UNDER PARIS

### Most Field Goals Made

- T1. 30, vs. #2/2 Alabama, Feb. 22, 2023
- T1. 30, at Vanderbilt, Jan. 5, 2023
- T3. 28, at Georgia, Jan. 28, 2023
- T3. 28, vs. Eastern Michigan, Dec. 30, 2022
- T3. 28, at Georgetown, Dec. 3, 2022
- T3. 28, vs. USC Upstate, Nov. 25, 2022

### Most Field Goals Attempted

1. 72, at Vanderbilt, Jan. 5, 2023
2. 68, at Georgia, Jan. 28, 2023
3. 65, at George Washington, Nov. 30, 2022
- T4. 64, vs. WKU, Dec. 22, 2022
- T4. 64, vs. Clemson, Nov. 11, 2022

### Highest Field Goal Percent

1. 52.0 percent (26-50), at Missouri, Feb. 7, 2023
2. 49.1 percent (27-55), vs. Presbyterian, Dec. 11, 2022
3. 48.4 percent (30-62), vs. #2/2 Alabama, Feb. 22, 2023
4. 48.2 percent (27-56), at Kentucky, Jan. 10, 2023
5. 47.5 percent (28-59), vs. USC Upstate, Nov. 25, 2022

### Lowest Field Goal Percent

1. 25.0 percent (12-48), vs. #8/9 Tennessee, Jan. 7, 2023
2. 31.1 percent (19-61), vs. Colorado State, Nov. 17, 2022
3. 32.3 percent (21-65), at George Washington, Nov. 30, 2022
4. 34.0 percent (18-53), vs. Miss. State, Jan. 31, 2023
- T5. 34.4 percent (22-64), vs. WKU, Dec. 22, 2022
- T5. 34.4 percent (22-64), vs. Clemson, Nov. 11, 2022

### Most 3-Point Field Goals Made

1. 15, at LSU, Feb. 18, 2023
2. 13, at Georgia, Jan. 28, 2023
3. 11, at Kentucky, Jan. 10, 2023
- T4. 10, at UAB, Dec. 14, 2022
- T4. 10, at Georgetown, Dec. 3, 2022
- T4. 10, vs. Clemson, Nov. 11, 2022

### Most 3-Point Field Goals Attempted

1. 32, at LSU, Feb. 18, 2023
- T2. 31, at Georgia, Jan. 28, 2023
- T2. 31, at Georgetown, Dec. 3, 2022
4. 29, at Vanderbilt, Jan. 5, 2023
- T5. 28, vs. #16/17 Auburn, Jan. 21, 2023
- T5. 28, vs. WKU, Dec. 22, 2022

### Highest 3-Point Field Goal Percentage (min. 10 attempts)

1. 55.0 (11-20), at Kentucky, Jan. 10, 2023
2. 46.9 (15-32), at LSU, Feb. 18, 2023
3. 42.9 (9-21), vs. #2/2 Alabama, Feb. 22, 2023
4. 41.9 (13-31), at Georgia, Jan. 28, 2023
5. 40.0 (10-25), at UAB, Dec. 14, 2022

### Most Free Throws Made

1. 21, vs. SC State, Nov. 8, 2022
2. 19, vs. #16/17 Auburn, Jan. 21, 2023
3. 17, at LSU, Feb. 18, 2023
4. 16, at Miss. State, Feb. 28, 2023
5. 14, vs. #8/9 Tennessee, Jan. 7, 2023

### Most Free Throws Attempted

1. 30, vs. SC State, Nov. 8, 2022
2. 25, vs. WKU, Dec. 22, 2022
3. 24, vs. #16/17 Auburn, Jan. 21, 2023
4. 21, at Missouri, Feb. 7, 2023
5. 19, at Florida, Jan. 25, 2023

### Highest Free Throw Percentage (min. 10 attempts)

1. 94.4 percent (17-18), at LSU, Feb. 18, 2023
2. 93.3 percent (14-15), vs. #8/9 Tennessee, Jan. 7, 2023
3. 83.3 percent (15-18), vs. Vanderbilt, Feb. 14, 2023
4. 79.2 percent (19-24), vs. #16/17 Auburn, Jan. 21, 2023
5. 72.7 percent (8-11), vs. USC Upstate, Nov. 25, 2022

### Most Offensive Rebounds

1. 19, vs. Clemson, Nov. 11, 2022
2. 18, vs. Eastern Michigan, Dec. 30, 2022
- T3. 17, at Georgia, Jan. 28, 2023
- T3. 17, vs. WKU, Dec. 22, 2022
- T5. 15, at Kentucky, Jan. 10, 2023
- T5. 15, vs. ECU, Dec. 17, 2022
- T5. 15, at Georgetown, Dec. 3, 2022
- T5. 15, at George Washington, Nov. 30, 2022

### Most Defensive Rebounds

1. 38, at Vanderbilt, Jan. 5, 2023
2. 34, vs. WKU, Dec. 22, 2022
3. 33, at Florida, Jan. 25, 2023
4. 31, vs. Clemson, Nov. 11, 2022
5. 28, vs. Eastern Michigan, Dec. 30, 2022

### Most Total Rebounds

1. 51, vs. WKU, Dec. 22, 2022
2. 50, vs. Clemson, Nov. 11, 2022
3. 46, vs. Eastern Michigan, Dec. 30, 2022
4. 45, at Florida, Jan. 25, 2023
5. 42, at Georgia, Jan. 28, 2023

### Most Personal Fouls

1. 25, at Vanderbilt, Jan. 5, 2023
2. 23, vs. #16/17 Auburn, Jan. 21, 2023
3. 22, vs. WKU, Dec. 22, 2022
- T4. 21, vs. #2/2 Alabama, Feb. 22, 2023
- T4. 21, at Georgia, Jan. 28, 2023

### Most Points

1. 82, at LSU, Feb. 18, 2023
2. 80, vs. SC State, Nov. 8, 2022
3. 79, at Vanderbilt, Jan. 5, 2023
4. 78, at Georgia, Jan. 28, 2023
5. 76, vs. #2/2 Alabama, Feb. 22, 2023

### Fewest Points

1. 42, vs. #8/9 Tennessee, Jan. 7, 2023
2. 45, at #11/13 Tennessee, Feb. 25, 2023
3. 51, vs. Miss. State, Jan. 31, 2023
- T4. 53, vs. Texas A&M, Jan. 14, 2023
- T4. 53, vs. Colorado State, Nov. 17, 2022

### Most Assists

1. 20, at LSU, Feb. 18, 2023
- T2. 18, at Missouri, Feb. 7, 2023
- T2. 18, at Georgetown, Dec. 3, 2022
4. 15, at UAB, Dec. 14, 2022
5. 14, at Miss. State, Feb. 28, 2023

### Fewest Turnovers

1. 6, vs. Presbyterian, Dec. 11, 2022
2. 8, vs. USC Upstate, Nov. 25, 2022
- T3. 9, vs. Ole Miss, Jan. 17, 2023
- T3. 9, vs. Eastern Michigan, Dec. 30, 2022
- T5. 10, vs. Vanderbilt, Feb. 14, 2023
- T5. 10, vs. Arkansas, Feb. 4, 2023
- T5. 10, vs. WKU, Dec. 22, 2022

### Most Turnovers

1. 19, vs. Clemson, Nov. 11, 2022
- T2. 18, vs. Miss. State, Jan. 31, 2023
- T2. 18, at Georgia, Jan. 28, 2023
- T2. 18, vs. #8/9 Tennessee, Jan. 7, 2023
5. 17, vs. Furman, Nov. 20, 2022

### Most Blocks

1. 7, vs. Davidson, Nov. 18, 2022
2. 5, vs. #8/9 Tennessee, Jan. 7, 2023
2. 5, vs. SC State, Nov. 8, 2022
- T3. 4, at UAB, Dec. 14, 2022
- T3. 4, at George Washington, Nov. 30, 2022
- T3. 4, vs. USC Upstate, Nov. 25, 2022
- T3. 4, vs. Clemson, Nov. 11, 2022

### Most Steals

1. 10, vs. #8/9 Tennessee, Jan. 7, 2023
2. 9, vs. ECU, Dec. 17, 2022
- T3. 8, vs. Miss. State, Jan. 31, 2023
- T3. 8, vs. Davidson, Nov. 18, 2022
- T5. 7, at Georgia, Jan. 28, 2023
- T5. 7, vs. Texas A&M, Jan. 14, 2023

### Most Points By Opponent

1. 94, Texas A&M, Jan. 14, 2023
- T2. 85, at #11/13 Tennessee, Feb. 25, 2023
- T2. 85, #8/9 Tennessee, Jan. 7, 2023
- T2. 85, Colorado State, Nov. 17, 2022
- T5. 84, at Vanderbilt, Jan. 5, 2023
- T5. 84, at UAB, Dec. 14, 2022

### Fewest Points By Opponent

1. 53, USC Upstate, Nov. 25, 2022
2. 57, Presbyterian, Dec. 11, 2022
3. 58, WKU, Dec. 22, 2022
4. 60, Clemson, Nov. 11, 2022
5. 61, at Ole Miss, Feb. 11, 2023

### Most Field Goals Made By Opponent

1. 36, at #11/13 Tennessee, Feb. 25, 2023
- T2. 35, #8/9 Tennessee, Jan. 7, 2023
- T2. 35, Colorado State, Nov. 17, 2022
4. 34, Texas A&M, Jan. 14, 2023
5. 31, at Florida, Jan. 25, 2023

### Fewest Field Goals Made By Opponent

- T1. 20, at Ole Miss, Feb. 11, 2023
- T1. 20, WKU, Dec. 22, 2022
3. 22, ECU, Dec. 17, 2022
- T4. 23, Ole Miss, Jan. 17, 2023
- T4. 23, Clemson, Nov. 11, 2022
- T4. 24, Presbyterian, Dec. 11, 2022
- T4. 24, USC Upstate, Nov. 25, 2022

### Highest Opponent Field Goal Percent

1. 58.3 (35-60), Colorado State, Nov. 17, 2022
2. 58.1 (36-62), at #11/13 Tennessee, Feb. 25, 2023
3. 54.8 (34-62), Texas A&M, Jan. 14, 2023
4. 52.9 (27-51), Miss. State, Jan. 31, 2023
5. 52.2 (24-46), Presbyterian, Dec. 11, 2022

### Lowest Opponent Field Goal Percent

1. 36.4 percent (20-55), WKU, Dec. 22, 2022
2. 37.0 percent (20-54), at Ole Miss, Feb. 11, 2023
3. 37.3 percent (23-61), Clemson, Nov. 11, 2022
4. 38.5 percent (25-65), Vanderbilt, Feb. 14, 2023
5. 39.7 percent (25-63), Eastern Michigan, Dec. 30, 2022

### Most Rebounds By Opponent

- T1. 48, Vanderbilt, Feb. 14, 2023
- T1. 48, Texas A&M, Jan. 14, 2023
- T1. 48, #8/9 Tennessee, Jan. 7, 2023
4. 44, at Vanderbilt, Jan. 5, 2023
5. 43, Ole Miss, Jan. 17, 2023

### Fewest Rebounds By Opponent

1. 25, Presbyterian, Dec. 11, 2022
- T2. 28, at Miss. State, Feb. 28, 2023
- T2. 28, at Missouri, Feb. 7, 2023
- T2. 28, at Kentucky, Jan. 10, 2023
- T2. 28, ECU, Dec. 17, 2022
- T2. 28, USC Upstate, Nov. 25, 2022

### Most Turnovers By Opponent

1. 16, vs. Miss. State, Jan. 31, 2023
- T2. 14, #8/9 Tennessee, Jan. 7, 2023
- T2. 14, at Vanderbilt, Jan. 5, 2023
- T4. 13, USC Upstate, Nov. 25, 2022
- T4. 13, Davidson, Nov. 18, 2022
- T4. 13, Clemson, Nov. 11, 2022

## GAMECOCK BASKETBALL ASSISTANT COACHES & SUPPORT STAFF



### > **Tanner Bronson, Assistant Coach (Wisconsin, '08)**

- Served in same capacity at Chattanooga the past five seasons (2017-22) under Paris
- Was assistant at St. Louis (2012-16) prior to joining the Mocs ; team won 103 games in his five seasons there and made three NCAA appearances, winning a game each time
- Went from manager, to walk-on to scholarship player at Wisconsin under Bo Ryan ; was on four NCAA teams (Elite Eight in 05' and Sweet Sixteen in 08')



### > **Tim Buckley, Assistant Coach (Bemidji State, '88)**

- Most recently was at UNLV (2019-22) ; was a scout for two seasons with the Minnesota Timberwolves (2017-19)
- Was on staff for the entire Tom Crean tenure at Indiana where he was a part of two Big Ten titles (2013, 2016), four NCAA Appearances, including three trips to the Sweet Sixteen ; the Hoosiers went 138-69 (.667) the last six seasons he was there
- Has had two stints as a head coach at Ball State (2000-06) and Rockford (1989-93)



### > **Eddie Shannon, Assistant Coach (Florida, '99)**

- Served in same capacity at Chattanooga the past three seasons (2019-22) under Paris ; also was assistant at Canisius (2017-19)
- Played professionally overseas for 10 seasons with stops in Italy, France, Russia, Sweden, Croatia, Latvia, Greece, Australia, and Cyprus
- Four-year starter at Florida (1995-99), helping usher in the Billy Donovan era in Gainesville ; scored 1,168 career points and left as the career leader in steals (204) ; only player in school history with 200+ steals and he was also second in assists (493)



### > **Colby Arendale, Director of Operations (Chattanooga, '18)**

- Served in the same capacity at Chattanooga under Paris for the past three seasons (2019-22)
- Was a student manager in 2017-18 and then a graduate manager for the Mocs from 2018-19
- Recently completed his MBA



### > **David McKinley, Director of Player Development (Ohio, '13)**

- Was on Paris' staff at Chattanooga for five seasons (2017-22) in variety of roles
- Served as an assistant coach for the Mocs the last three seasons (2019-22)
- Played collegiately at Ohio University where he was a four-year letterwinner from 2010-13 ; team captain his last two years and member of Bobcat team that won school record 29 games and advanced to the Sweet Sixteen



### > **Carey Rich, Special Assistant to the Head Coach (South Carolina, '95)**

- First official hire of the Paris era at South Carolina
- Served the past seven years as rec superintendent with the City of Columbia's Parks and Recreation Department ;
- Played one season at Western Carolina before returning home to finish his career with the Gamecocks (1993-95) ; scored 784 career points in Garnet & Black and dished out 340 assists in 79 games ; his 4.30 assists per game average is sixth all-time at Carolina



### > **Roman DiPasquale, Director of Video Services (Wisconsin, '11)**

- Was on the Chattanooga staff the last five seasons (2017-22) in a variety of roles
- Worked as the video coordinator at Stanford (2014-16)
- Also has stints in the NBA with Portland (2013-14) and Philadelphia (2011-12) ; was a student manager at Wisconsin



### > **Scott Greenawalt, Strength & Conditioning Coach (Muskingum College, '98)**

- Enters his 11th season with men's basketball program in 2022-23 ; worked with men's and women's basketball at Kansas State from 2006-12 before coming to South Carolina with head coach Frank Martin
- Was a part of the staff for the best season in school history which culminated with a trip to the 2017 Final Four



**Mark Rodger**  
Athletic Trainer



**Jack Samonsky**  
Graduate Assistant



**Michael DeBates**  
Associate Director  
Communications  
& Public Relations



**Joe O'Clair**  
Assistant AD  
Marketing & Fan  
Experience



**Daniel Carter**  
Creative Media  
Producer



**Jeremy Ford**  
Sports Dietician



**Charles Waddell**  
Special Assistant  
to the AD // Sport  
Admin





# COLONIAL LIFE ARENA (CELEBRATING 20 YEARS THIS SEASON)

HOME OF GAMECOCK BASKETBALL [COLONIAL LIFE ARENA RECORD: 229-114 (.668)]

## FUN FACTS ABOUT COLONIAL LIFE ARENA

- > 16,880 cubic yards of earth moved, which is enough to fill 222 swimming pools
- > 3,848 tons of steel, which would weigh equal to 96,200 quarters, which would equal \$24,050
- > 125 miles of cable, which would stretch between Columbia and Folly Beach
- > 1,872 tons of cooling, which would cool an average of 12 grocery stores
- > 205,384 bricks and 60,137 concrete blocks, which would stretch the entire length of Lake Murray (41 miles)
- > 8,750 gallons of paint, which would paint approximately 115 average Columbia 2-story houses
- > 4,781 square yards of carpet, which would carpet approximately the field at Williams-Brice Stadium
- > 443 people working on building the arena at a given time, which would staff 44 fast food restaurants
- > 1,158,000 man-hours to complete Colonial Life Arena, which would equal two working hours from each person living in the Columbia Metro area



CHRIS SILVA THROWS IN A SILVA SLAM FOR TWO OF HIS 27 POINTS THAT LED THE GAMECOCKS TO VICTORY VS. NO. 18 KENTUCKY, 76-68, ON JAN. 16, 2018. CAROLINA TRAILED BY AS MANY AS 14 POINTS IN THE SECOND HALF.

## KEY ARENA DATES/ MEMORABLE MOMENTS

- > April 2001 - Construction begins
- > Nov. 24, 2002 - Carolina defeats ETSU, 71-66, in its first contest in the building
- > Jan. 8, 2003 - The Gamecocks post a 55-49 win in the first SEC contest at the building over Ole Miss.
- > March 15, 2006 - Carolina defeats Western Kentucky, 74-55, in the first round of the Postseason NIT. The Gamecocks would go on to win their second straight NIT Championship later that month.
- > Jan. 21, 2009 - Zam Fredrick scores on a last second lay-in to propel the Gamecocks past Florida, 70-69, at the buzzer. Carolina would go on to capture the 2009 SEC Eastern Division Co-Championship.
- > Jan. 26, 2010 - Led by heralded senior Devan Downey, Carolina posted its first win over a No. 1 ranked opponent (AP poll) in school history when it defeated top-ranked Kentucky, 68-62.
- > Feb. 7, 2017 - The Gamecocks would battle Alabama into a four-overtime contest, with the Crimson Tide eventually closing the 90-86 win. Senior guard Sindarius Thornwell scored 44 points and pulled down 21 rebounds in the game. Carolina would go on to its first Final Four in program history later that season.
- > Nov. 15, 2019 - Carolina captures its 200th victory at Colonial Life Arena with a 90-63 win over Cleveland State.



DEVAN DOWNEY VS. KENTUCKY, JAN. 26, 2010 - HE SCORED 30 POINTS AS CAROLINA BEAT THE TOP-RANKED WILDCATS, 68-62.



SINDARIUS THORNWELL HIGH FIVES FANS AFTER SOUTH CAROLINA'S 61-46 WIN VS. NO. 25/24 MICHIGAN ON NOV. 23, 2016.

## 2022-23 GAMECOCK SUPERLATIVES

### GAMECOCKS' RECORD WHEN ...

|  |       |
|--|-------|
| At home  | 6-8   |
| On the road                                    | 4-8   |
| At neutral sites                               | 0-4   |
| In overtime                                    | 0-0   |
| vs. Top 25 team                                | 0-4   |
| vs. Top 10 team                                | 0-2   |
| vs. Top 3 team                                 | 0-1   |
| Leading at half                                | 7-3   |
| Trailing at half                               | 3-17  |
| Tied at half                                   | 0-0   |
| Shooting 50% or better                         | 0-1   |
| Shooting between 39-49.9%                      | 8-8   |
| Shooting less than 39%                         | 2-11  |
| Opp. shooting 50% or better                    | 2-11  |
| Opp. shooting between 39-49.9%                 | 5-8   |
| Opp. shooting less than 39%                    | 3-1   |
| Shooting better than opp.                      | 6-2   |
| Shooting worse than/equal to opp.              | 4-18  |
| Starters out-score opp. starter                | 9-5   |
| Opp. starters score/equal more                 | 1-15  |
| Bench out-scores opp. bench                    | 3-5   |
| Opp. bench scores/equals more                  | 7-15  |
| Having more FTs than opp.                      | 6-4   |
| Having equal/less FTs than opp.                | 4-16  |
| Have more TOs than opp.                        | 8-16  |
| Having equal/less TOs than opp.                | 2-4   |
| Having more rebounds than opp.                 | 7-6   |
| Having equal/less rebounds than opp.           | 3-14  |
| Making 6 or more 3FGs                          | 9-17  |
| Having 15 or more assists                      | 2-2   |
| Score more points in paint than opp.           | 3-5   |
| Scoring equal/less points in paint than opp.   | 7-15  |
| Scoring more points off TOs than opp.          | 4-5   |
| Scoring equal/less points off TOs than opp.    | 6-15  |
| Scoring more 2nd-chance points than opp.       | 6-9   |
| Scoring equal/less 2nd-chance points than opp. | 4-11  |
| Scoring more fast break points than opp.       | 3-3   |
| Scoring equal/less fast break points than opp. | 7-17  |
| Wearing White uniforms                         | 6-11  |
| Wearing Garnet uniforms                        | 3-4   |
| Wearing Black uniforms                         | 1-5   |
| Wearing Throwback White uniforms               | 1-5   |
| Wearing Throwback Garnet uniforms              | 0-2   |
| Playing on live TV/live broadcast              | 10-20 |
| Playing in November                            | 3-4   |
| Playing in December                            | 4-2   |
| Playing in January                             | 1-8   |
| Playing in February                            | 2-6   |
| Playing in March                               | 0-0   |
| Playing a day-game                             | 4-5   |
| Playing a night-game                           | 5-15  |
| Playing on Sunday                              | 1-0   |
| Playing on a Monday                            | 0-0   |
| Playing on a Tuesday                           | 1-5   |
| Playing on a Wednesday                         | 0-5   |
| Playing on a Thursday                          | 1-1   |
| Playing on a Friday                            | 3-1   |
| Playing on a Saturday                          | 3-7   |
| Playing on a Sunday                            | 0-1   |
| Scoring margin is 5 points or less             | 5-4   |
| Margin is between 6-10                         | 3-4   |
| Margin is between 11-20                        | 2-6   |
| Margin is more than 20                         | 0-6   |
| Scoring 59 points or less                      | 0-8   |
| Scoring 60-69 points                           | 5-7   |
| Scoring 70-79 points                           | 3-4   |
| Scoring 80-89 points                           | 2-0   |
| Scoring 90-99 points                           | 0-0   |
| Scoring 100+ points                            | 0-0   |

### MISCELLANEOUS

|                      |    |
|----------------------|----|
| Current streak       | L3 |
| Home court streak    | L7 |
| Away streak          | L2 |
| Neutral court streak | L4 |

### Scoring Leaders '22-23 Career

|                         |    |    |
|-------------------------|----|----|
| Gregory "GG" Jackson II | 16 | 16 |
| Chico Carter            | 4  | 16 |
| Meechie Johnson         | 6  | 6* |
| Hayden Brown            | 4  | 4* |
| Josh Gray               | 1  | 1* |
| Zachary Davis           | 1  | 1  |

### Rebounding Leaders '22-23 Career

|                          |    |     |
|--------------------------|----|-----|
| Josh Gray                | 13 | 16* |
| Gregory "GG" Jackson II  | 14 | 14  |
| Hayden Brown             | 3  | 3*  |
| Meechie Johnson          | 1  | 1*  |
| Benjamin Bosmans-Verdonk | 1  | 1*  |
| Daniel Hankins-Sanford   | 1  | 1   |
| Ja'Von Benson            |    | 1   |

### Assists Leaders '22-23 Career

|                          |    |     |
|--------------------------|----|-----|
| Jacobi Wright            | 10 | 18  |
| Meechie Johnson          | 17 | 17* |
| Chico Carter             | 5  | 7*  |
| Benjamin Bosmans-Verdonk | 3  | 3*  |
| Gregory "GG" Jackson II  | 2  | 2   |
| Zachary Davis            | 2  | 2   |
| Ja'Von Benson            |    | 1   |
| Josh Gray                | 1  | 1*  |

### Blocks Leaders '22-23 Career

|                          |    |     |
|--------------------------|----|-----|
| Josh Gray                | 16 | 20* |
| Gregory "GG" Jackson II  | 13 | 13  |
| Tre-Vaughn Minott        |    | 4   |
| Hayden Brown             | 5  | 5*  |
| Benjamin Bosmans-Verdonk | 5  | 5*  |
| Zachary Davis            | 3  | 3   |
| Ja'Von Benson            | 1  | 2   |
| Jacobi Wright            |    | 1   |

### Steals Leaders '22-23 Career

|                          |    |     |
|--------------------------|----|-----|
| Chico Carter             | 6  | 11* |
| Hayden Brown             | 14 | 14* |
| Gregory "GG" Jackson II  | 9  | 9   |
| Meechie Johnson          | 8  | 8*  |
| Zachary Davis            | 8  | 8   |
| Jacobi Wright            | 5  | 6   |
| Josh Gray                | 2  | 4*  |
| Benjamin Bosmans-Verdonk | 4  | 4*  |
| Ford Cooper Jr.          | 1  | 1   |
| Daniel Hankins-Sanford   | 2  | 2   |
| Tre-Vaughn Minott        |    | 1   |
| Ja'Von Benson            |    | 1   |

### Double-Figure Scoring '22-23 Career

|                         |    |    |
|-------------------------|----|----|
| Hayden Brown            | 18 | 83 |
| Chico Carter            | 11 | 39 |
| Gregory "GG" Jackson II | 24 | 24 |
| Meechie Johnson         | 18 | 20 |
| Jacobi Wright           | 8  | 10 |
| Josh Gray               | 3  | 3  |
| Zachary Davis           | 1  | 1  |

### 20+ points '22-23 Career

|                         |    |    |
|-------------------------|----|----|
| Hayden Brown            | 1  | 24 |
| Gregory "GG" Jackson II | 10 | 10 |
| Chico Carter            | 2  | 10 |
| Meechie Johnson         | 4  | 4  |
| Josh Gray               | 1  | 1  |

### 30+ points '22-23 Career

|                         |   |   |
|-------------------------|---|---|
| Hayden Brown            |   | 4 |
| Gregory "GG" Jackson II | 1 | 1 |

### Double-Figure Rebounding '22-23 Career

|                         |   |    |
|-------------------------|---|----|
| Hayden Brown            | 1 | 30 |
| Josh Gray               | 6 | 7  |
| Gregory "GG" Jackson II | 3 | 3  |

### 5+ assists '22-23 Career

|                  |   |   |
|------------------|---|---|
| Hayden Brown     |   | 8 |
| Meechie Johnson  | 8 | 8 |
| Chico Carter Jr. |   | 4 |
| Jacobi Wright    |   | 1 |

### Miscellaneous

|                              |   |
|------------------------------|---|
| Largest Halftime Lead        |   |
| SC                           | 10 - vs. Eastern Michigan, Dec. 30, 2022 at Kentucky, Jan. 10, 2023   |
| Opp                          | 32 - vs. Texas A&M, Jan. 14, 2023                                     |
| Smallest Halftime Lead       |   |
| SC                           | 2 - vs. WKU (12/22) & at UGA (1/28)                                   |
| Opp                          | 2 - at Vanderbilt, Jan. 3, 2023                                       |
| Fewest Points In First Half  |   |
| SC                           | 18 - 3x, last vs. Vanderbilt, Feb. 14, 2023                           |
| Opp                          | 25 - vs. Davidson, Nov. 18, 2022                                      |
| Most Points In First Half    |   |
| SC                           | 42 - at Kentucky, Jan. 10, 2023                                       |
| Opp                          | 50 - vs. Texas A&M, Jan. 14, 2023                                     |
| Fewest Points In Second Half |   |
| SC                           | 19 - at No. 11/13 Tennessee, Feb. 25, 2023                            |
| Opp                          | 22 - vs. USC Upstate, Nov. 25, 2022                                   |
| Most Points In Second Half   |   |
| SC                           | 46 - vs. Vanderbilt, Feb. 14, 2023                                    |
| Opp                          | 47 - vs. Florida, Jan. 25, 2023 at No. 11/13 Tennessee, Feb. 25, 2023 |
| Most Points in Overtime      |   |
| SC                           | 12 - at Vanderbilt, Jan. 3, 2023                                      |
| Opp                          | 17 - at Vanderbilt, Jan. 3, 2023                                      |
| Largest Margin of Victory    |   |
| SC                           | 15 - vs. USC Upstate, Nov. 25, 2022                                   |
| Opp                          | 43 - vs. No. 8/9 Tennessee, Jan. 7, 2023                              |
| Smallest Margin of Victory   |   |
| SC                           | 2 - vs. Clemson, Nov. 11, 2022  |
| Opp                          | 2 - vs. Arkansas, Feb. 4, 2023 vs. #2/2 Alabama, Feb. 22, 2023        |

### 3+ steals '22-23 Career

|                         |   |    |
|-------------------------|---|----|
| Hayden Brown            | 2 | 11 |
| Chico Carter            |   | 4  |
| Meechie Johnson         | 1 | 2  |
| Gregory "GG" Jackson II | 2 | 2  |
| Zachary Davis           | 1 | 1  |

### 2+ blocks '22-23 Career

|                         |   |   |
|-------------------------|---|---|
| Josh Gray               | 5 | 8 |
| Gregory "GG" Jackson II | 8 | 8 |
| Hayden Brown            | 1 | 5 |
| Zachary Davis           | 1 | 1 |
| Tre-Vaughn Minott       |   | 1 |
| Ja'Von Benson           |   | 1 |

### Double-Doubles '22-23 Career

|                         |   |    |
|-------------------------|---|----|
| Hayden Brown            | 1 | 29 |
| Gregory "GG" Jackson II | 3 | 3  |
| Josh Gray               | 2 | 2  |

### Dunks '22-23 Career

|                          |    |     |
|--------------------------|----|-----|
| Josh Gray                | 21 | 25* |
| Gregory "GG" Jackson II  | 14 | 14  |
| Hayden Brown             | 12 | 12* |
| Tre-Vaughn Minott        |    | 11  |
| Zachary Davis            | 4  | 4   |
| Daniel Hankins-Sanford   | 3  | 3   |
| Ja'Von Benson            |    | 2   |
| Benjamin-Bosmans Verdonk | 2  | 2*  |

*tied for team lead also included*

*\* indicates at Carolina*



## 2022-23 GAME-BY-GAME

|                             | Date                 | Result               | FG-A         | Pct         | 3FG-A        | Pct         | FT-A         | Pct         | O-D-Total       | PF        | Pts       | A         | TO        | Blk      | Stl       | Min        | Half      |
|-----------------------------|----------------------|----------------------|--------------|-------------|--------------|-------------|--------------|-------------|-----------------|-----------|-----------|-----------|-----------|----------|-----------|------------|-----------|
| <b>SC State</b>             |                      |                      | <b>28-64</b> | <b>.438</b> | <b>11-26</b> | <b>.423</b> | <b>10-16</b> | <b>.625</b> | <b>10-23-33</b> | <b>24</b> | <b>77</b> | <b>17</b> | <b>10</b> | <b>6</b> | <b>5</b>  | <b>200</b> | <b>33</b> |
| <b>South Carolina</b>       | <b>Nov. 8, 2022</b>  | <b>W, 80-77</b>      | <b>26-59</b> | <b>.441</b> | <b>7-20</b>  | <b>.350</b> | <b>21-32</b> | <b>.656</b> | <b>14-26-40</b> | <b>17</b> | <b>80</b> | <b>12</b> | <b>11</b> | <b>5</b> | <b>3</b>  | <b>200</b> | <b>36</b> |
| <b>Clemson</b>              |                      |                      | <b>23-61</b> | <b>.377</b> | <b>7-18</b>  | <b>.389</b> | <b>5-9</b>   | <b>.556</b> | <b>9-23-32</b>  | <b>17</b> | <b>58</b> | <b>13</b> | <b>13</b> | <b>4</b> | <b>9</b>  | <b>200</b> | <b>26</b> |
| <b>South Carolina</b>       | <b>Nov. 11, 2022</b> | <b>W, 60-58</b>      | <b>22-64</b> | <b>.344</b> | <b>10-26</b> | <b>.385</b> | <b>6-13</b>  | <b>.462</b> | <b>19-31-50</b> | <b>15</b> | <b>60</b> | <b>12</b> | <b>19</b> | <b>4</b> | <b>6</b>  | <b>200</b> | <b>35</b> |
| Colorado State <sup>♣</sup> |                      |                      | 35-60        | .583        | 6-20         | .300        | 9-15         | .600        | 5-35-40         | 16        | 85        | 18        | 8         | 2        | 7         | 200        | 40        |
| South Carolina              | Nov. 17, 2022        | L, 53-85             | 19-61        | .311        | 8-26         | .308        | 7-9          | .778        | 9-25-34         | 19        | 53        | 11        | 16        | 2        | 3         | 200        | 19        |
| Davidson <sup>♣</sup>       |                      |                      | 26-58        | .448        | 9-25         | .360        | 8-9          | .889        | 8-24-32         | 14        | 69        | 17        | 13        | 1        | 7         | 200        | 25        |
| South Carolina              | Nov. 18, 2022        | L, 60-69             | 22-56        | .393        | 6-18         | .333        | 10-15        | .667        | 12-24-36        | 18        | 60        | 7         | 16        | 7        | 8         | 200        | 29        |
| Furman <sup>♣</sup>         |                      |                      | 30-59        | .508        | 12-27        | .444        | 7-9          | .778        | 10-24-34        | 15        | 79        | 22        | 12        | 3        | 9         | 200        | 38        |
| South Carolina              | Nov. 20, 2022        | L, 60-79             | 22-49        | .449        | 7-22         | .318        | 9-16         | .563        | 5-19-24         | 10        | 60        | 13        | 17        | 3        | 3         | 200        | 31        |
| <b>USC Upstate</b>          |                      |                      | <b>24-52</b> | <b>.462</b> | <b>2-12</b>  | <b>.167</b> | <b>3-9</b>   | <b>.333</b> | <b>10-18-28</b> | <b>13</b> | <b>53</b> | <b>8</b>  | <b>13</b> | <b>2</b> | <b>3</b>  | <b>200</b> | <b>31</b> |
| <b>South Carolina</b>       | <b>Nov. 25, 2022</b> | <b>W, 68-53</b>      | <b>28-59</b> | <b>.475</b> | <b>4-18</b>  | <b>.222</b> | <b>8-11</b>  | <b>.727</b> | <b>13-21-34</b> | <b>15</b> | <b>68</b> | <b>10</b> | <b>8</b>  | <b>4</b> | <b>5</b>  | <b>200</b> | <b>28</b> |
| at George Washington        |                      |                      | 30-59        | .508        | 12-27        | .444        | 7-10         | .700        | 11-29-40        | 11        | 79        | 21        | 12        | 3        | 6         | 200        | 40        |
| South Carolina              | Nov. 30, 2022        | L, 55-79             | 21-65        | .323        | 8-25         | .320        | 5-9          | .556        | 15-20-35        | 11        | 55        | 13        | 11        | 4        | 5         | 200        | 20        |
| at Georgetown               |                      |                      | 28-65        | .431        | 3-18         | .167        | 12-19        | .632        | 15-21-36        | 14        | 71        | 10        | 9         | 2        | 13        | 205        | 37        |
| South Carolina              | Dec. 3, 2022         | W, 74-71 (OT)        | 28-62        | .452        | 10-31        | .323        | 8-13         | .615        | 15-24-39        | 19        | 74        | 18        | 16        | 0        | 3         | 205        | 26        |
| <b>Presbyterian</b>         |                      |                      | <b>24-46</b> | <b>.522</b> | <b>5-13</b>  | <b>.385</b> | <b>4-7</b>   | <b>.571</b> | <b>5-20-25</b>  | <b>13</b> | <b>57</b> | <b>11</b> | <b>11</b> | <b>2</b> | <b>3</b>  | <b>200</b> | <b>33</b> |
| <b>South Carolina</b>       | <b>Dec. 11, 2022</b> | <b>W, 68-57</b>      | <b>27-55</b> | <b>.491</b> | <b>8-22</b>  | <b>.364</b> | <b>6-10</b>  | <b>.600</b> | <b>9-16-25</b>  | <b>9</b>  | <b>68</b> | <b>10</b> | <b>6</b>  | <b>2</b> | <b>5</b>  | <b>200</b> | <b>37</b> |
| at UAB                      |                      |                      | 30-67        | .448        | 8-20         | .400        | 16-17        | .941        | 17-24-41        | 13        | 84        | 16        | 12        | 4        | 6         | 200        | 42        |
| South Carolina              | Dec. 14, 2022        | L, 70-84             | 26-61        | .426        | 10-25        | .400        | 8-13         | .615        | 12-20-32        | 17        | 70        | 15        | 14        | 4        | 4         | 200        | 28        |
| East Carolina <sup>^</sup>  |                      |                      | 22-44        | .500        | 9-22         | .409        | 11-20        | .550        | 5-23-28         | 16        | 64        | 14        | 11        | 1        | 9         | 200        | 37        |
| South Carolina              | Dec. 17, 2022        | L, 56-64             | 21-55        | .382        | 6-24         | .250        | 8-13         | .615        | 15-20-35        | 15        | 56        | 6         | 12        | 1        | 5         | 200        | 18        |
| <b>Western Kentucky</b>     |                      |                      | <b>20-55</b> | <b>.364</b> | <b>3-22</b>  | <b>.136</b> | <b>15-25</b> | <b>.600</b> | <b>5-26-31</b>  | <b>18</b> | <b>58</b> | <b>4</b>  | <b>8</b>  | <b>6</b> | <b>5</b>  | <b>200</b> | <b>32</b> |
| <b>South Carolina</b>       | <b>Dec. 22, 2022</b> | <b>W, 65-58</b>      | <b>22-64</b> | <b>.344</b> | <b>9-28</b>  | <b>.321</b> | <b>12-25</b> | <b>.480</b> | <b>17-34-51</b> | <b>22</b> | <b>65</b> | <b>10</b> | <b>10</b> | <b>2</b> | <b>2</b>  | <b>200</b> | <b>34</b> |
| <b>Eastern Michigan</b>     |                      |                      | <b>25-63</b> | <b>.397</b> | <b>10-28</b> | <b>.357</b> | <b>4-9</b>   | <b>.444</b> | <b>10-20-30</b> | <b>15</b> | <b>64</b> | <b>9</b>  | <b>8</b>  | <b>3</b> | <b>6</b>  | <b>200</b> | <b>30</b> |
| <b>South Carolina</b>       | <b>Dec. 30, 2022</b> | <b>W, 74-64</b>      | <b>28-63</b> | <b>.444</b> | <b>8-26</b>  | <b>.308</b> | <b>10-17</b> | <b>.588</b> | <b>18-28-46</b> | <b>10</b> | <b>74</b> | <b>12</b> | <b>9</b>  | <b>3</b> | <b>5</b>  | <b>200</b> | <b>40</b> |
| *at Vanderbilt              |                      |                      | 27-60        | .450        | 7-19         | .368        | 23-35        | .657        | 14-30-44        | 15        | 84        | 13        | 13        | 7        | 3         | 200        | 34        |
| South Carolina              | Jan. 3, 2023         | L, 79-84 (OT)        | 30-72        | .417        | 9-29         | .310        | 10-15        | .667        | 14-24-38        | 25        | 79        | 11        | 11        | 1        | 4         | 200        | 32        |
| <b>*No. 8/9 Tennessee</b>   |                      |                      | <b>35-68</b> | <b>.515</b> | <b>10-22</b> | <b>.455</b> | <b>5-7</b>   | <b>.714</b> | <b>18-30-48</b> | <b>18</b> | <b>85</b> | <b>19</b> | <b>14</b> | <b>3</b> | <b>13</b> | <b>200</b> | <b>43</b> |
| <b>South Carolina</b>       | <b>Jan. 7, 2023</b>  | <b>L, 42-85</b>      | <b>12-48</b> | <b>.250</b> | <b>4-26</b>  | <b>.154</b> | <b>14-15</b> | <b>.933</b> | <b>7-14-21</b>  | <b>11</b> | <b>42</b> | <b>5</b>  | <b>18</b> | <b>5</b> | <b>10</b> | <b>200</b> | <b>21</b> |
| *at Kentucky                |                      |                      | 29-57        | .509        | 3-10         | .300        | 7-14         | .500        | 14-14-28        | 11        | 68        | 9         | 6         | 6        | 6         | 200        | 32        |
| South Carolina              | Jan. 10, 2023        | W, 71-68             | 27-56        | .482        | 11-20        | .550        | 6-7          | .857        | 15-17-32        | 15        | 71        | 11        | 15        | 1        | 2         | 200        | 42        |
| <b>*Texas A&amp;M</b>       |                      |                      | <b>34-62</b> | <b>.548</b> | <b>9-20</b>  | <b>.450</b> | <b>17-21</b> | <b>.810</b> | <b>20-28-48</b> | <b>16</b> | <b>94</b> | <b>16</b> | <b>11</b> | <b>4</b> | <b>4</b>  | <b>200</b> | <b>50</b> |
| <b>South Carolina</b>       | <b>Jan. 14, 2023</b> | <b>L, 53-94</b>      | <b>19-50</b> | <b>.380</b> | <b>6-22</b>  | <b>.273</b> | <b>9-13</b>  | <b>.692</b> | <b>5-11-16</b>  | <b>17</b> | <b>53</b> | <b>9</b>  | <b>12</b> | <b>2</b> | <b>7</b>  | <b>200</b> | <b>18</b> |
| <b>*Ole Miss</b>            |                      |                      | <b>23-50</b> | <b>.460</b> | <b>10-24</b> | <b>.417</b> | <b>14-26</b> | <b>.538</b> | <b>7-36-43</b>  | <b>16</b> | <b>70</b> | <b>18</b> | <b>12</b> | <b>3</b> | <b>3</b>  | <b>200</b> | <b>30</b> |
| <b>South Carolina</b>       | <b>Jan. 17, 2023</b> | <b>L, 58-70</b>      | <b>22-60</b> | <b>.367</b> | <b>6-24</b>  | <b>.250</b> | <b>8-13</b>  | <b>.615</b> | <b>5-26-31</b>  | <b>20</b> | <b>58</b> | <b>9</b>  | <b>9</b>  | <b>1</b> | <b>6</b>  | <b>200</b> | <b>20</b> |
| <b>*No. 16/17 Auburn</b>    |                      |                      | <b>30-60</b> | <b>.500</b> | <b>3-17</b>  | <b>.176</b> | <b>18-25</b> | <b>.720</b> | <b>10-25-35</b> | <b>16</b> | <b>81</b> | <b>20</b> | <b>9</b>  | <b>4</b> | <b>8</b>  | <b>200</b> | <b>39</b> |
| <b>South Carolina</b>       | <b>Jan. 21, 2023</b> | <b>L, 66-81</b>      | <b>20-56</b> | <b>.357</b> | <b>7-28</b>  | <b>.250</b> | <b>19-24</b> | <b>.792</b> | <b>12-23-35</b> | <b>23</b> | <b>66</b> | <b>8</b>  | <b>14</b> | <b>2</b> | <b>6</b>  | <b>200</b> | <b>22</b> |
| *at Florida                 |                      |                      | 31-66        | .470        | 7-27         | .259        | 12-17        | .706        | 6-30-36         | 16        | 81        | 21        | 5         | 9        | 10        | 200        | 34        |
| South Carolina              | Jan. 25, 2023        | L, 60-81             | 22-60        | .367        | 5-14         | .357        | 11-19        | .579        | 12-33-45        | 16        | 60        | 8         | 15        | 4        | 5         | 200        | 26        |
| *at Georgia                 |                      |                      | 28-56        | .464        | 6-15         | .400        | 23-29        | .793        | 6-25-31         | 12        | 81        | 14        | 11        | 3        | 15        | 205        | 35        |
| South Carolina              | Jan. 28, 2023        | L, 78-81 (OT)        | 28-68        | .412        | 13-31        | .419        | 9-14         | .643        | 17-25-42        | 21        | 78        | 13        | 18        | 2        | 7         | 205        | 37        |
| <b>*Mississippi State</b>   |                      |                      | <b>27-51</b> | <b>.529</b> | <b>3-12</b>  | <b>.250</b> | <b>9-12</b>  | <b>.750</b> | <b>11-22-33</b> | <b>14</b> | <b>66</b> | <b>18</b> | <b>16</b> | <b>4</b> | <b>11</b> | <b>200</b> | <b>32</b> |
| <b>South Carolina</b>       | <b>Jan. 31, 2023</b> | <b>L, 51-66</b>      | <b>18-53</b> | <b>.340</b> | <b>8-24</b>  | <b>.333</b> | <b>7-14</b>  | <b>.500</b> | <b>13-14-27</b> | <b>15</b> | <b>51</b> | <b>8</b>  | <b>18</b> | <b>1</b> | <b>8</b>  | <b>200</b> | <b>26</b> |
| <b>*Arkansas</b>            |                      |                      | <b>26-55</b> | <b>.473</b> | <b>4-15</b>  | <b>.267</b> | <b>9-13</b>  | <b>.692</b> | <b>10-22-32</b> | <b>14</b> | <b>65</b> | <b>11</b> | <b>11</b> | <b>5</b> | <b>3</b>  | <b>200</b> | <b>36</b> |
| <b>South Carolina</b>       | <b>Feb. 4, 2023</b>  | <b>L, 63-65</b>      | <b>24-58</b> | <b>.414</b> | <b>7-19</b>  | <b>.358</b> | <b>8-14</b>  | <b>.571</b> | <b>13-21-34</b> | <b>13</b> | <b>63</b> | <b>12</b> | <b>10</b> | <b>3</b> | <b>6</b>  | <b>200</b> | <b>27</b> |
| *at Missouri                |                      |                      | 27-53        | .509        | 12-25        | .480        | 17-21        | .810        | 10-18-28        | 15        | 83        | 17        | 10        | 1        | 9         | 200        | 41        |
| South Carolina              | Feb. 7, 2023         | L, 74-83             | 26-50        | .520        | 9-25         | .360        | 13-21        | .619        | 12-16-28        | 17        | 74        | 18        | 14        | 2        | 5         | 200        | 37        |
| *at Ole Miss                |                      |                      | 20-54        | .370        | 6-23         | .261        | 15-22        | .682        | 10-24-34        | 16        | 61        | 14        | 11        | 2        | 11        | 200        | 38        |
| South Carolina              | Feb. 11, 2023        | W, 64-61             | 21-50        | .420        | 9-25         | .360        | 13-20        | .650        | 9-25-34         | 15        | 64        | 12        | 15        | 2        | 6         | 200        | 35        |
| <b>*Vanderbilt</b>          |                      |                      | <b>25-65</b> | <b>.385</b> | <b>10-37</b> | <b>.270</b> | <b>15-23</b> | <b>.652</b> | <b>19-29-48</b> | <b>13</b> | <b>75</b> | <b>14</b> | <b>9</b>  | <b>3</b> | <b>4</b>  | <b>200</b> | <b>38</b> |
| <b>South Carolina</b>       | <b>Feb. 14, 2023</b> | <b>L, 64-75</b>      | <b>21-58</b> | <b>.362</b> | <b>7-27</b>  | <b>.259</b> | <b>15-18</b> | <b>.833</b> | <b>10-24-34</b> | <b>18</b> | <b>64</b> | <b>9</b>  | <b>10</b> | <b>1</b> | <b>2</b>  | <b>200</b> | <b>18</b> |
| *at LSU                     |                      |                      | 26-62        | .419        | 7-21         | .333        | 14-26        | .538        | 16-20-36        | 19        | 73        | 9         | 6         | 5        | 5         | 299        | 31        |
| South Carolina              | Feb. 18, 2023        | W, 82-73             | 25-54        | .463        | 15-32        | .469        | 17-18        | .944        | 9-27-36         | 19        | 82        | 20        | 12        | 3        | 3         | 200        | 36        |
| <b>*No. 2/2 Alabama</b>     |                      |                      | <b>27-62</b> | <b>.435</b> | <b>7-27</b>  | <b>.259</b> | <b>17-25</b> | <b>.680</b> | <b>11-29-40</b> | <b>17</b> | <b>78</b> | <b>10</b> | <b>12</b> | <b>5</b> | <b>6</b>  | <b>205</b> | <b>31</b> |
| <b>South Carolina</b>       | <b>Feb. 22, 2023</b> | <b>L, 76-78 (OT)</b> | <b>30-62</b> | <b>.484</b> | <b>9-21</b>  | <b>.429</b> | <b>7-13</b>  | <b>.538</b> | <b>5-22-27</b>  | <b>21</b> | <b>76</b> | <b>7</b>  | <b>11</b> | <b>3</b> | <b>5</b>  | <b>205</b> | <b>35</b> |
| *at No.11/13 Tennessee      |                      |                      | 36-62        | .581        | 10-23        | .435        | 3-6          | .500        | 12-22-34        | 8         | 85        | 29        | 4         | 3        | 7         | 200        | 38        |
| South Carolina              | Feb. 25, 2023        | L, 45-85             | 19-54        | .352        | 4-22         | .182        | 3-7          | .429        | 14-16-30        | 6         | 45        | 8         | 14        | 2        | 3         | 200        | 26        |
| *at Miss. State             |                      |                      | 26-52        | .500        | 3-14         | .214        | 19-24        | .792        | 8-20-28         | 13        | 74        | 18        | 9         | 0        | 9         | 200        | 42        |
| South Carolina              | Feb. 28, 2023        | L, 68-74             | 23-52        | .442        | 6-20         | .300        | 16-17        | .941        | 9-20-29         | 19        | 68        | 14        | 14        | 2        | 2         |            |           |



# 2022-23 SOUTH CAROLINA BASKETBALL

OVERALL: 10-20 // SEC: 3-14 // HOME: 6-8 // AWAY: 4-8 // NEUTRAL: 0-4

| DATE     | OPP.                   | W/L | SCORE      | RECORD (SEC) | POINTS                     | REBOUNDS              | ASSISTS               | BLOCKS                       | STEALS                       | ATTENDANCE |
|----------|------------------------|-----|------------|--------------|----------------------------|-----------------------|-----------------------|------------------------------|------------------------------|------------|
| 11/8/22  | SC State               | W   | 80-77      | 1-0          | Brown (21)                 | Jackson II (10)       | Wright (4)            | Gray (2)                     | Three tied (1)               | 12,012     |
| 11/11/22 | Clemson                | W   | 60-58      | 2-0          | Carter Jr. (16)            | Gray (10)             | Carter Jr. (3)        | Gray (3)                     | Carter Jr. // Jackson II (2) | 13,380     |
| 11/17/22 | &Colorado State        | L   | 53-85      | 2-1          | Jackson II (20)            | Jackson II (7)        | Johnson (4)           | Brown // Gray (2)            | Johnson (2)                  | 5,017      |
| 11/18/22 | &Davidson              | L   | 60-69      | 2-2          | Carter Jr. (26)            | Jackson II (9)        | Three tied (2)        | Brown (3)                    | Jackson II (3)               | 3,459      |
| 11/20/22 | &Furman                | L   | 60-79      | 2-3          | Jackson II (19)            | Jackson II (6)        | Johnson (5)           | Three tied (1)               | Three tied (1)               | 1,621      |
| 11/25/22 | USC Upstate            | W   | 68-53      | 3-3          | Jackson II (22)            | Brown (9)             | BBV (4)               | Jackson II (2)               | BBV // Brown (2)             | 9,347      |
| 11/30/22 | at George Washington   | L   | 55-79      | 3-4          | Carter Jr. (13)            | Jackson II // BBV (6) | Wright (4)            | Jackson II (3)               | Five tied (1)                | 2,216      |
| 12/3/22  | at Georgetown          | W   | 74-71 (OT) | 4-4          | Jackson II (22)            | Brown Jackson II (8)  | Johnson (8)           | -                            | Three tied (1)               | 5,391      |
| 12/11/22 | vs. Presbyterian       | W   | 68-57      | 5-4          | Jackson II (18)            | Gray (7)              | Johnson (4)           | Gray // BBV(1)               | Carter Jr. (2)               | 9,276      |
| 12/14/22 | at UAB                 | L   | 70-84      | 5-5          | Jackson II (20)            | Gray (7)              | Johnson (7)           | Gray // Jackson II (2)       | Johnson (3)                  | 5,126      |
| 12/17/22 | ^ECU                   | L   | 56-64      | 5-6          | Brown (15)                 | Gray (7)              | Johnson (3)           | Gray (1)                     | Jackson II (2)               | 4,117      |
| 12/22/22 | vs. Western Kentucky   | W   | 65-58      | 6-6          | Johnson (25)               | Jackson II (16)       | Wright // Carter (3)  | Jackson II (2)               | Brown // Davis (1)           | 9,163      |
| 12/30/22 | vs. Eastern Michigan   | W   | 74-64      | 7-6          | Jackson II (24)            | Jackson II (9)        | Johnson // Wright (3) | Three tied (1)               | Carter Jr. (2)               | 9,023      |
| 1/3/23   | at Vanderbilt          | L   | 79-84 (OT) | 7-7 (0-1)    | Carter Jr. (24)            | Jackson II (7)        | Carter Jr. (4)        | Brown (1)                    | Jackson II (2)               | 6,344      |
| 1/7/23   | vs. No. 8/9 Tennessee  | L   | 42-85      | 7-8 (0-2)    | Johnson (19)               | Gray (5)              | Davis (2)             | Davis (2)                    | Four tied (2)                | 10,704     |
| 1/10/23  | at Kentucky            | W   | 71-68      | 8-8 (1-2)    | Johnson (26)               | Johnson (6)           | Johnson (6)           | Gray (1)                     | Brown // Wright (1)          | 19,393     |
| 1/14/23  | vs. Texas A&M          | L   | 53-94      | 8-9 (1-3)    | Davis (13)                 | Jackson II // DHS (3) | Johnson (3)           | Jackson II // Gray (1)       | Davis // Wright (2)          | 10,883     |
| 1/17/23  | vs. Ole Miss           | L   | 58-70      | 8-10 (1-4)   | Jackson II (15)            | Jackson II (7)        | Jackson II (3)        | Gray (1)                     | Six tied (1)                 | 9,171      |
| 1/21/23  | vs. No. 16/17 Auburn   | L   | 66-81      | 8-11 (1-5)   | Jackson II (30)            | Jackson II (8)        | Johnson (5)           | Jackson II (2)               | Brown (3)                    | 13,048     |
| 1/25/23  | at Florida             | L   | 60-81      | 8-12 (1-6)   | Jackson II (20)            | Gray (13)             | Three tied (2)        | Four tied (1)                | Wright (2)                   | 7,831      |
| 1/28/23  | at Georgia             | L   | 78-81 (OT) | 8-13 (1-7)   | Jackson II (18)            | Brown (10)            | Johnson (5)           | Gray (2)                     | Jackson II (4)               | 10,523     |
| 1/31/23  | vs. Miss. State        | L   | 51-66      | 8-14 (1-8)   | Jackson II (15)            | Gray (14)             | Three tied (2)        | Gray (1)                     | Gray // Johnson (2)          | 9,129      |
| 2/4/23   | vs. Arkansas           | L   | 63-65      | 8-15 (1-9)   | Gray // Johnson (20)       | Gray (14)             | Johnson // Wright (4) | Three tied (1)               | Brown (4)                    | 11,558     |
| 2/7/23   | at Missouri            | L   | 83-74      | 8-16 (1-10)  | Jackson II (23)            | Gray (7)              | Johnson (5)           | Brown // Bosmans-Verdonk (1) | Wright (2)                   | 8,830      |
| 2/11/23  | at Ole Miss            | W   | 64-61      | 9-16 (2-10)  | Brown (18)                 | Gray (13)             | Wright (4)            | Gray // Jackson II (1)       | Brown // Davis (2)           | 5,928      |
| 2/14/23  | vs. Vanderbilt         | L   | 64-75      | 9-17 (2-11)  | Johnson (19)               | Gray (12)             | Johnson // Wright (3) | Davis (1)                    | Brown // Davis (2)           | 8,906      |
| 2/18/23  | at LSU                 | W   | 82-73      | 10-17 (3-11) | Johnson // Jackson II (20) | Jackson II (8)        | Johnson (6)           | Gray (2)                     | Brown (2)                    | 9,024      |
| 2/22/23  | vs. No. 2/2 Alabama    | L   | 76-78 (OT) | 10-18 (3-12) | Jackson II (20)            | Gray (6)              | Johnson (4)           | Jackson II (2)               | Davis (3)                    | 11,242     |
| 2/25/23  | at No. 11/13 Tennessee | L   | 45-85      | 10-19 (3-13) | Brown (18)                 | Gray (10)             | Wright (3)            | Jackson II (2)               | Three tied (1)               | 20,273     |
| 2/28/23  | at Miss. State         | L   | 68-74      | 10-20 (3-14) | Jackson II (22)            | Jackson II (8)        | Johnson (3)           | Gray // Jackson II (1)       | Davis // Johnson (1)         | 7,280      |

♣ - Charleston Classic (Charleston, S.C.) | ^ - Greenville Winter Inv. (Greenville, S.C.) | \* - indicates SEC contest | home games in bold






**GAME 1**  
Columbia, S.C.  
Colonial Life Arena  
Nov. 8, 2022  
*Brown, Jackson II Power Gamecocks to First Win of Paris Era*



**GAME 2**  
Columbia, S.C.  
Colonial Life Arena  
Nov. 11, 2022  
*Carter Jr.'s Late Bucket Lifts South Carolina over Clemson*



**GAME 3**  
Charleston, S.C.  
TD Arena  
Nov. 17, 2022  
*Rams shot nearly 60 percent against the Gamecocks at TD Arena*

**COLUMBIA, S.C. (AP)** — Hayden Brown scored 21 points, freshman Gregory Jackson II had 18 points and 10 rebounds in his debut and South Carolina beat South Carolina State 80-77 on Tuesday night for the first victory for coach Lamont Paris.

S.C. State's Davion Everett tipped in a miss with 4.5 seconds left to pull within 79-77, and the Bulldogs fouled Jacobi Wright, who made 1 of 2 free throws. South Carolina elected to foul Rakeim Gary in the backcourt and it paid off as he missed the first free throw and the second was waived off after a lane violation.

Wright added 14 points and Meechie Johnson, a transfer from Ohio State, scored nine points for South Carolina. Jackson, who was rated the country's sixth-best college prospect by ESPN.com, was 7 of 15 from the field.

Lesown Hallums led South Carolina State with 20 points. Rahaan Edwards added 13 points, Gary had 12 and Everett scored 11.

Paris, who spent the past five seasons coaching Chattanooga, leads a relatively new roster as eight players, including all five starters, departed.

South Carolina faces state rival Clemson on Nov. 11, then plays in the Charleston Classic, an in-state, eight-team tournament that also features ACC Tournament champion Virginia Tech and Penn State of the Big Ten.

**COLUMBIA, S.C. (AP)** — Chico Carter Jr. had 16 points, including a turn-around basket with 0.9 seconds left to lift South Carolina to a 60-58 win over rival Clemson on Friday night.

The Tigers (1-1) were down nine points at the half and trailed 58-51 with less than three minutes to play. But they tied the game on Brevin Galloway's two foul shots with 7.8 to play. That's when Carter dribbled the ball down the left side into a defender, then turned to loft a soft shot that sent the crowd into hysterics.

Clemson didn't get off a final shot in time.

Carter, among the few holdovers from last year's team for new coach Lamont Paris, had four of the Gamecocks (2-0) 10 3-pointers. Carter's last one followed a three from Hayden Brown to put South Carolina ahead 55-49 with 5:04 remaining.

The Tigers fell to the Gamecocks for the first time in three meetings — and on Paris' 48th birthday.

Paris became South Carolina's first first-year head coach to win the rivalry game since Dave Odom did it in 2001.

Freshman Gregory "GG" Jackson II had 12 points and eight rebounds while Josh Gray led the team with 10 rebounds and three of its four blocks.

Clemson, picked 11th in the Atlantic Coast Conference this season, was down 35-26 at the half and trailed throughout the second half. The Tigers got within two points twice, the last at 58-56 on PJ Hall's basket with 1:19 to play.

**CHARLESTON, S.C. (AP)** — James Moors scored a career-high 24 points and grabbed nine rebounds, and Colorado State beat South Carolina 85-53 on Thursday in the Charleston Classic.

Colorado State (4-0) scored 54 points in the paint — one more than South Carolina's point total. The Gamecocks turned it over 16 times and made 19 field goals.

Colorado State made nine straight shots in the first half and led 40-19 at halftime as South Carolina went the final five minutes, 20 seconds without scoring. The Gamecocks had seven field goals and 10 turnovers in the half.

Meechie Johnson made South Carolina's fourth 3-pointer in the opening four minutes of the second half to cap a 9-0 run to get within 48-34. But the Rams stayed hot, making 11 of their first 18 field goals to build a 66-38 lead.

John Tonje added 14 points and Isaiah Rivera and Chico Carter Jr. each scored 12 for Colorado State. The Rams led by as many as 34 points.

G.G. Jackson II, a highly regarded freshman forward from Columbia, had 20 points and seven rebounds for South Carolina (2-1). He was the only player for the Gamecocks in double figures.

**GAME 1**

Official Basketball Box Score - End of 2nd Period  
South Carolina St. at South Carolina  
11/08/22 Colonial Life Arena, Columbia, S.C.  
2022-23 Men's Basketball  
Game Time: 7:00 PM  
Game Duration: 2:14  
Officials: Chuck Jones, Steven Anderson, Michael Scott, David

| NO. Name          | Min   | FG    | MA    | 3P    | MA  | FT  | MA  | OR | DR | TO | PF | ST | Blocks | PTS  | Shooting By Period |     |
|-------------------|-------|-------|-------|-------|-----|-----|-----|----|----|----|----|----|--------|------|--------------------|-----|
|                   |       |       |       |       |     |     |     |    |    |    |    |    |        |      | 1st                | 2nd |
| 34 Justin Wilson  | 15:16 | 12    | 0     | 0     | 2   | 2   | 4   | 3  | 2  | 0  | 0  | 0  | 0      | 0    | 24                 | 50% |
| 42 Dallas James   | 08:35 | 0     | 0     | 0     | 3   | 2   | 5   | 0  | 1  | 0  | 0  | 0  | 0      | 0    | 0                  | 0%  |
| 1 Cameron Jones   | 11:45 | 1-3   | 0-0   | 0-0   | 0-0 | 0-0 | 1-1 | 2  | 1  | 2  | 0  | 0  | 0      | 1-12 | 8%                 |     |
| 3 Lesown Hallums  | 01:57 | 6-12  | 5-3   | 6-7   | 1-2 | 3   | 2   | 8  | 2  | 3  | 1  | 1  | 2      | 0    | 55%                |     |
| 10 Rahaan Edwards | 03:45 | 5-11  | 3-7   | 0-0   | 1-6 | 7   | 2   | 13 | 4  | 1  | 1  | 0  | 1      | 5    | 45%                |     |
| 55 Davion Everett | 22:56 | 5-8   | 1-2   | 0-0   | 1-1 | 2   | 1   | 11 | 2  | 1  | 2  | 0  | 1      | 3    | 62%                |     |
| 2 Jordan Simpson  | 17:07 | 1-4   | 0-2   | 0-0   | 1-3 | 0   | 2   | 2  | 0  | 0  | 1  | 1  | 1      | 5    | 25%                |     |
| 11 Rakeim Gary    | 25:28 | 4-13  | 4-9   | 0-1   | 3-4 | 4   | 3   | 12 | 3  | 2  | 0  | 0  | 1      | 4    | 31%                |     |
| 24 Shanan Nelson  | 15:31 | 3-4   | 0-0   | 4-6   | 0   | 3   | 3   | 2  | 0  | 2  | 2  | 1  | 0      | 0    | 11%                |     |
| 12 Dylan Bates    | 08:59 | 1-3   | 0-2   | 0-0   | 0-0 | 0   | 0   | 2  | 0  | 0  | 0  | 0  | 0      | 0    | 8%                 |     |
| 5 Rahaan Edwards  | 12:42 | 1-2   | 0-0   | 1-2   | 3-4 | 1   | 3   | 0  | 0  | 0  | 1  | 0  | 3      | 0    | 13%                |     |
| Team              |       | 2     | 1     | 3     | 0   | 0   | 0   |    |    |    |    |    |        |      |                    |     |
| Totals            | 28:44 | 11-26 | 10-16 | 10-23 | 24  | 17  | 17  | 17 | 10 | 11 | 5  | 6  | 5      | 3    |                    |     |

South Carolina - 80  
Technical Fouls: Coach 1 #433 Everett 2 #27

| NO. Name                   | Min   | FG   | MA    | 3P    | MA  | FT | MA | OR | DR | TO | PF | ST | Blocks | PTS | Shooting By Period |     |
|----------------------------|-------|------|-------|-------|-----|----|----|----|----|----|----|----|--------|-----|--------------------|-----|
|                            |       |      |       |       |     |    |    |    |    |    |    |    |        |     | 1st                | 2nd |
| 10 Hayden Brown            | 26:44 | 6-10 | 0-1   | 1-2   | 1   | 4  | 5  | 4  | 7  | 2  | 0  | 0  | 1      | 1   | 0                  | 10  |
| 23 Gregory "GG" Jackson II | 33:10 | 7-15 | 2-2   | 2-4   | 2   | 8  | 10 | 1  | 3  | 18 | 1  | 4  | 1      | 1   | 1                  | 33% |
| 1 Jacobi Wright            | 02:06 | 4-7  | 2-5   | 2-4   | 3   | 2  | 5  | 1  | 8  | 14 | 1  | 0  | 1      | 0   | 1                  | 57% |
| 2 Chico Carter, Jr.        | 03:46 | 2-11 | 0-4   | 1-3   | 0   | 0  | 2  | 4  | 5  | 3  | 0  | 0  | 0      | 2   | 0                  | 18% |
| 5 Meechie Johnson          | 02:45 | 3-7  | 2-5   | 1-4   | 1   | 3  | 4  | 0  | 2  | 3  | 1  | 0  | 0      | 1   | 0                  | 10  |
| 30 Daniel Hawkins-Sanford  | 09:18 | 1-3  | 0-0   | 3-3   | 0   | 1  | 1  | 3  | 3  | 0  | 1  | 0  | 1      | 0   | 1                  | 6   |
| 3 Josh Gray                | 13:56 | 1-1  | 0-0   | 2-2   | 4   | 6  | 5  | 1  | 4  | 0  | 1  | 0  | 2      | 0   | 3                  |     |
| 12 Zachary Davis           | 08:53 | 2-5  | 0-3   | 0-0   | 1-2 | 3  | 1  | 1  | 4  | 0  | 2  | 0  | 0      | 1   | 0                  |     |
| 14 Eli Sparkman            | 02:24 | 0-1  | 0-0   | 0-0   | 0   | 0  | 0  | 0  | 1  | 1  | 0  | 0  | 0      | 0   | 0                  |     |
| Team                       |       | 4    | 2     | 6     | 0   | 0  | 0  |    |    |    |    |    |        |     |                    |     |
| Totals                     | 26:59 | 7-20 | 21-32 | 14-26 | 40  | 17 | 24 | 0  | 12 | 11 | 3  | 5  | 6      | 3   |                    |     |

**GAME 2**

Official Basketball Box Score - Final  
Clemson at South Carolina  
11/11/22 Colonial Life Arena, Columbia, S.C.  
2022-23 Men's Basketball  
Game Time: 7:00 PM  
Game Duration: 2:30  
Attendance: 13,380  
Officials: Terry Oglety, Vladimir Voyev-Tselt, Jerry Heister

| NO. Name            | Min   | FG   | MA  | 3P  | MA | FT | MA | OR | DR | TO | PF | ST | Blocks | PTS | Shooting By Period |     |
|---------------------|-------|------|-----|-----|----|----|----|----|----|----|----|----|--------|-----|--------------------|-----|
|                     |       |      |     |     |    |    |    |    |    |    |    |    |        |     | 1st                | 2nd |
| 15 Hunter Tyson     | 27:31 | 4-11 | 2-5 | 0-1 | 0  | 4  | 4  | 3  | 10 | 2  | 1  | 0  | 1      | 10  | 36%                |     |
| 10 Ben Middlebrooks | 02:30 | 1-3  | 0-0 | 0-2 | 1  | 2  | 0  | 0  | 2  | 1  | 1  | 0  | 1      | 0   | 2                  |     |
| 1 Chase Hunter      | 03:15 | 5-12 | 0-1 | 3-4 | 1  | 4  | 5  | 1  | 5  | 13 | 5  | 1  | 0      | 1   | 4                  |     |
| 11 Brevin Galloway  | 02:59 | 4-9  | 3-6 | 2-2 | 2  | 3  | 4  | 1  | 1  | 0  | 2  | 2  | 1      | 0   | 8                  |     |
| 12 Alex Hemenway    | 02:05 | 1-2  | 1-1 | 0-0 | 0  | 3  | 3  | 2  | 2  | 3  | 2  | 0  | 1      | 0   | 6                  |     |
| 22 RJ Godfrey       | 08:24 | 0-2  | 0-1 | 0-1 | 0  | 1  | 1  | 0  | 0  | 0  | 0  | 0  | 0      | 0   | 0                  |     |
| 24 PJ Hall          | 22:12 | 7-12 | 1-4 | 0-0 | 1  | 4  | 5  | 3  | 2  | 15 | 0  | 2  | 1      | 1   | 0                  |     |
| 2 Dillon Hunter     | 07:06 | 0-1  | 0-0 | 0-0 | 0  | 0  | 0  | 0  | 0  | 0  | 0  | 0  | 0      | 0   | 0                  |     |
| 11 Josh Beards      | 14:29 | 0-4  | 0-0 | 0-0 | 1  | 2  | 0  | 0  | 0  | 0  | 1  | 2  | 0      | 0   | 0                  |     |
| 41 Ian Schaeffer    | 11:31 | 0-4  | 0-0 | 0-0 | 1  | 2  | 0  | 0  | 0  | 0  | 1  | 0  | 0      | 0   | 0                  |     |
| 21 Chauncey Wiggins | 02:37 | 1-1  | 0-0 | 0-0 | 0  | 0  | 0  | 0  | 0  | 2  | 0  | 1  | 0      | 0   | 0                  |     |
| Team                |       | 3    | 2   | 5   | 0  | 0  | 0  |    |    |    |    |    |        |     |                    |     |
| Totals              | 23:41 | 7-18 | 5-9 | 9   | 23 | 32 | 17 | 15 | 58 | 13 | 9  | 4  | 4      | 2   |                    |     |

South Carolina - 60  
Technical Fouls: NONE

| NO. Name                    | Min   | FG    | MA   | 3P  | MA | FT | MA | OR | DR | TO | PF | ST | Blocks | PTS | Shooting By Period |     |
|-----------------------------|-------|-------|------|-----|----|----|----|----|----|----|----|----|--------|-----|--------------------|-----|
|                             |       |       |      |     |    |    |    |    |    |    |    |    |        |     | 1st                | 2nd |
| 10 Hayden Brown             | 27:22 | 3-12  | 2-6  | 1-2 | 3  | 3  | 6  | 4  | 3  | 9  | 1  | 3  | 1      | 0   | 1                  | 11  |
| 23 Gregory "GG" Jackson II  | 33:55 | 4-13  | 1-3  | 3-4 | 3  | 5  | 6  | 4  | 3  | 9  | 1  | 2  | 0      | 1   | 1                  | 1   |
| 31 Benjamin Boamans-Verdick | 15:28 | 1-1   | 0-0  | 0-0 | 1  | 3  | 4  | 1  | 4  | 12 | 0  | 1  | 0      | 0   | 0                  | 0   |
| 2 Chico Carter, Jr.         | 03:57 | 6-9   | 4-6  | 0-0 | 0  | 1  | 1  | 0  | 1  | 0  | 1  | 0  | 0      | 1   | 2                  |     |
| 5 Meechie Johnson           | 03:15 | 1-6   | 0-1  | 1-4 | 5  | 3  | 3  | 2  | 4  | 0  | 1  | 0  | 0      | 0   | 0                  |     |
| 11 Jacobi Wright            | 22:51 | 4-8   | 2-2  | 0-0 | 1  | 3  | 4  | 1  | 0  | 10 | 2  | 1  | 0      | 0   | 8                  |     |
| 12 Zachary Davis            | 12:28 | 0-2   | 0-2  | 0-1 | 1  | 2  | 3  | 0  | 1  | 0  | 1  | 0  | 0      | 0   | 0                  |     |
| 33 Josh Gray                | 19:03 | 2-6   | 0-0  | 2-5 | 5  | 5  | 10 | 1  | 4  | 6  | 1  | 0  | 0      | 0   | 3                  |     |
| 30 Daniel Hawkins-Sanford   | 07:00 | 1-5   | 0-1  | 0-0 | 1  | 4  | 5  | 0  | 2  | 0  | 0  | 0  | 0      | 1   | 3                  |     |
| Team                        |       | 3     | 1    | 4   | 0  | 0  | 0  |    |    |    |    |    |        |     |                    |     |
| Totals                      | 22:44 | 10-26 | 6-13 | 19  | 31 | 50 | 15 | 17 | 60 | 19 | 6  | 4  | 4      | 2   |                    |     |

**GAME 3**

Official Basketball Box Score - Final  
Colorado St. at South Carolina  
11/17/22 TD Arena, Charleston, SC  
Colorado State vs. South Carolina  
Game Time: 7:00 PM  
Game Duration: 1:53  
Officials: Kipp Kinsinger, John O'Leary, Wally Rutledge

| NO. Name           | Min   | FG    | MA   | 3P  | MA | FT | MA | OR | DR | TO | PF | ST | Blocks | PTS | Shooting By Period |     |
|--------------------|-------|-------|------|-----|----|----|----|----|----|----|----|----|--------|-----|--------------------|-----|
|                    |       |       |      |     |    |    |    |    |    |    |    |    |        |     | 1st                | 2nd |
| 10 James Moors     | 26:10 | 10-12 | 2-2  | 2-4 | 3  | 6  | 9  | 1  | 3  | 24 | 0  | 0  | 1      | 1   | 0                  | 18  |
| 1 John Tonje       | 08:19 | 6-8   | 2-4  | 0-0 | 1  | 2  | 3  | 2  | 14 | 1  | 3  | 1  | 0      | 0   | 13                 |     |
| 5 Baylor Hebb      | 02:21 | 1-2   | 0-0  | 1-3 | 0  | 3  | 3  | 5  | 1  | 0  | 1  | 0  | 0      | 14  |                    |     |
| 15 Jason Lake      | 02:59 | 2-6   | 1-3  | 0-0 | 0  | 3  | 3  | 2  | 5  | 1  | 0  | 0  | 0      | 1   | 15                 |     |
| 23 Isaiah Rivera   | 02:47 | 5-7   | 0-1  | 2-2 | 2  | 2  | 2  | 0  | 12 | 3  | 1  | 0  | 1      | 0   | 29                 |     |
| 2 Tavorian Jackson | 20:45 | 2-4   | 0-1  | 2-2 | 1  | 6  | 7  | 1  | 16 | 4  | 2  | 1  | 0      | 1   | 19                 |     |
| 3 Josiah Strong    | 22:46 | 1-7   | 1-5  | 0-0 | 4  | 4  | 0  | 2  | 3  | 3  | 0  | 2  | 0      | 0   | 19                 |     |
| 12 Patrick Carter  | 05:58 | 0-6   | 0-0  | 0-0 | 1  | 1  | 2  | 6  | 10 | 1  | 1  | 0  | 0      | 0   | 0                  |     |
| 20 Joe Palmer      | 21:41 | 3-5   | 0-2  | 0-0 | 7  | 7  | 0  | 6  | 0  | 0  | 0  | 0  | 0      | 0   | 19                 |     |
| 32 Kyle Evans      | 02:52 | 0-1   | 0-1  | 0-0 | 0  | 1  | 1  | 0  | 0  | 0  | 0  | 0  | 0      | 0   | 0                  |     |
| 0 Trace Young      | 02:12 | 0-2   | 0-1  | 0-0 | 0  | 0  | 0  | 0  | 0  | 0  | 0  | 0  | 0      | 0   | 0                  |     |
| Team               |       | 0     | 1    | 1   | 0  | 0  | 0  |    |    |    |    |    |        |     |                    |     |
| Totals             | 55:40 | 6-20  | 9-15 | 5   | 35 | 40 | 16 | 19 | 88 | 18 | 7  | 2  | 2      | 32  |                    |     |

South Carolina - 53  
Technical Fouls: NONE

| NO. Name                   | Min   | FG   | MA  | 3P  | MA | FT | MA | OR | DR | TO | PF | ST | Blocks | PTS | Shooting By Period |     |
|----------------------------|-------|------|-----|-----|----|----|----|----|----|----|----|----|--------|-----|--------------------|-----|
|                            |       |      |     |     |    |    |    |    |    |    |    |    |        |     | 1st                | 2nd |
| 10 Hayden Brown            | 17:45 | 2-5  | 1-3 | 0-0 | 0  | 5  | 5  | 4  | 2  | 5  | 1  | 2  | 0      | 1   | 0                  | 14  |
| 23 Gregory "GG" Jackson II | 30:50 | 8-18 | 2-7 | 2-3 | 2  |    |    |    |    |    |    |    |        |     |                    |     |



**55**  
**79**  
**GAME 7**  
 Washington, D.C.  
 Charles E. Smith Center  
 Nov. 30, 2022  
*Gamecocks shot just 32.3 percent compared to 50.8 percent for the Colonials*

**74**  
**71**  
**GAME 8**  
 Washington, D.C.  
 Capital One Arena  
 Dec. 3, 2022  
*Gamecocks trailed by 11 at halftime and shot over 70 percent from 2-point range the final 25 minutes*

**68**  
**57**  
**GAME 9**  
 Columbia, S.C.  
 Colonial Life Arena  
 Dec. 11, 2022  
*Trio of Jackson (18), Johnson (16) and Brown (14) combine for 48 of the team's 68 points*

**WASHINGTON (AP)** — James Bishop IV scored 15 of his 24 points in the first half when George Washington took a 20-point lead and didn't look back, beating South Carolina 79-55 on Wednesday night.

Bishop was 8-of-19 shooting, made 5 of 8 3-point attempts, and had eight assists for the Colonials (5-2), who shot 51%. Brendan Adams added four more 3-pointers and finished with 18 points while Ricky Lindo Jr. had 15.

Chico Carter Jr., who missed the Gamecocks' previous game, scored 13 points with three 3-pointers. Freshman Gregory "GG" Jackson II, who came in averaging over 17 points per game, finished with 11 on 4-of-17 shooting and had just two points in the first half when South Carolina (3-4) fell behind 40-20. The Gamecocks shot just 32%.

George Washington never trailed in the game and led by as many 35 in the second half.

The Colonials took their first win over a Power 5 team since beating Florida in the 2016 NIT quarterfinals.

**WASHINGTON (AP)** — Meechie Johnson hit a long 3-pointer with 25.9 seconds to go and Georgetown missed two 3s in the closing seconds and South Carolina rallied to defeat the Hoyas 74-71 in overtime on Saturday.

After Jay Heath made two free throws for Georgetown to tie the game at 71 with 52.7 seconds left, South Carolina put up a 3 from the left corner but Benjamin Bosmans-Verdonk snagged the rebound and found Johnson on the right wing.

South Carolina (4-4) rallied from an 11-point second-half deficit behind Gregory "GG" Jackson II, who scored all 22 of his points after halftime. Johnson had 17 points, eight assists and seven rebounds. Hayden Brown added 16 points and matched Jackson's eight rebounds.

Heath had 23 points to lead the Hoyas (4-5), who have been outscored by 67 points in the second half of their five losses. Primo Spears added 18 points and Brandon Murray 13.

It was a wild finish at regulation. After South Carolina missed the front end of a one-and-one with 24 seconds left, Spears had a mean cross-over outside the left elbow that led to a pull-up jumper at the foul line to give Georgetown a 65-64 lead at 5.6 seconds.

South Carolina threw the ball away on a long pass. However, after lengthy review, it was determined that Heath pulled Brown's jersey, keeping him from reaching the throw. A flagrant-two foul call led to free throws for Brown at 3.8 seconds and he made 1 of 2 to tie it.

On the ensuing possession, Jackson missed a 10-foot turnaround jumper as time expired.

South Carolina shot 32% and had 10 turnovers to trail 37-26 at the half. Jackson came to life with two quick buckets and at one point scored 11-straight before Johnson hit a 3-pointer to make it a one-point game with 5:25 to play.

After a Georgetown turnover, Jackson fed Brown for a layup to put the Gamecocks up 62-61, their first lead since 10-7. Another turnover led to a Jacobi Wright basket for a 64-61 lead. But Murray scored with 1:02 to play and the then Spears gave the Hoyas the lead.

Georgetown is home against Siena on Wednesday, South Carolina has a week off before hosting Presbyterian on Dec. 11.

**COLUMBIA, S.C. (AP)** — Freshman Gregory "GG" Jackson II scored 18 points, Meechie Johnson added 16 and South Carolina used a 14-0 run midway through the second half to pull away for a 68-57 win over Presbyterian on Sunday night.

Jackson has scored in double figures in each game as a member of the Gamecocks and went into the game leading the team in scoring (17.0 per game) and rebounding (7.5).

Jackson threw down a dunk with about 12 minutes remaining to spark the big run — including seven points by Hayden Brown — over the next 6 minutes that gave South Carolina a 55-44 lead. Marquis Barnett hit a 3-pointer that trimmed Presbyterian's deficit to 63-55 with 2:41 left, but the Blue Hose got no closer.

Brown, a graduate transfer who scored 1,402 career points for The Citadel over five seasons, finished with 14 points — 11 in the second half — for South Carolina (5-4).

Winston Hill made 8 of 10 from the field and led Presbyterian (2-9) with 18 points and five assists. Terrell Ard Jr. added 13 points on 6-of-13 shooting.

South Carolina committed a season-low six turnovers.

Benjamin Bosmans-Verdonk made back-to-back baskets before he blocked a shot by Ard that led to a fast-break dunk by Jackson to give South Carolina a 6-0 lead less than 90 seconds into the game.

Jackson and Johnson scored five points apiece — and each hit a 3-pointer — in a 10-3 spurt that made it 16-5 with 14 minutes left in the first half. Jackson made another 3 to give the Gamecocks a 13-point lead with 5 minutes before halftime but Presbyterian scored 11 straight points before a Jackson layup made it 37-33 at the break.

Owen McCormack hit a 3 and Trevon Reddish-Rhone followed with four consecutive points to open the second half — while South Carolina missed its first six shots — to give the Blue Hose their first lead of the game at 40-37 with 17 minutes to play.

**GAME 7**

| South Carolina - 55 |                          |     |       |      |     |          |       |    |    |    |    |        |    |    | George Washington - 79 |       |     |     |          |       |    |    |    |    |        |    |    |    |  |
|---------------------|--------------------------|-----|-------|------|-----|----------|-------|----|----|----|----|--------|----|----|------------------------|-------|-----|-----|----------|-------|----|----|----|----|--------|----|----|----|--|
| Record: 3-4         |                          |     |       |      |     |          |       |    |    |    |    |        |    |    | Record: 5-2            |       |     |     |          |       |    |    |    |    |        |    |    |    |  |
| NO.                 | Name                     | Min | FG    | 3P   | FT  | Rebounds | Fouls | TP | AS | TS | ST | Blocks | PF | PP | Min                    | FG    | 3P  | FT  | Rebounds | Fouls | TP | AS | TS | ST | Blocks | PF | PP |    |  |
| 10                  | Hayden Brown             | 48  | 11-19 | 0-0  | 5-5 | 11       | 8     | 1  | 1  | 1  | 1  | 0      | 0  | 14 | 23                     | 11-24 | 0-0 | 5-5 | 11       | 8     | 1  | 1  | 1  | 0  | 0      | 28 | 11 | 11 |  |
| 23                  | Gregory "GG" Jackson II  | 47  | 1-5   | 2-3  | 3-3 | 6        | 1     | 1  | 1  | 1  | 1  | 0      | 0  | 33 | 19                     | 1-4   | 0-0 | 2-2 | 3        | 3     | 0  | 1  | 1  | 0  | 0      | 0  | 0  | 0  |  |
| 31                  | Benjamin Bosmans-Verdonk | 19  | 1-6   | 0-0  | 1-4 | 5        | 1     | 6  | 0  | 3  | 3  | 2      | 1  | 0  | 7                      | 1     | 1   | 0   | 1        | 1     | 0  | 0  | 0  | 0  | 0      | 0  | 0  | 0  |  |
| 1                   | Jacobi Wright            | 24  | 0-5   | 0-2  | 0-0 | 1        | 3     | 4  | 0  | 4  | 0  | 1      | 0  | 0  | 6                      | 0     | 0   | 0   | 0        | 0     | 0  | 0  | 0  | 0  | 0      | 0  | 0  | 0  |  |
| 2                   | Chico Carter Jr.         | 44  | 5-4   | 2-2  | 0   | 1        | 1     | 1  | 1  | 1  | 1  | 0      | 0  | 0  | 37                     | 11    | 2-2 | 0-0 | 1        | 1     | 1  | 1  | 1  | 0  | 0      | 0  | 0  | 0  |  |
| 5                   | Meechie Johnson          | 21  | 5-9   | 2-6  | 0-0 | 2        | 2     | 1  | 0  | 6  | 1  | 3      | 1  | 0  | 13                     | 11    | 2-2 | 0-0 | 1        | 1     | 1  | 1  | 1  | 0  | 0      | 0  | 0  | 0  |  |
| 33                  | Josh Gray                | 15  | 0-2   | 0-0  | 2   | 1        | 3     | 4  | 0  | 4  | 0  | 0      | 0  | 0  | 1                      | 0     | 0   | 0   | 0        | 0     | 0  | 0  | 0  | 0  | 0      | 0  | 0  | 0  |  |
| 12                  | Zachary Davis            | 14  | 0-6   | 2-3  | 0-1 | 2        | 3     | 1  | 0  | 4  | 1  | 0      | 1  | 0  | 7                      | 0     | 0   | 0   | 0        | 0     | 0  | 0  | 0  | 0  | 0      | 0  | 0  | 0  |  |
| 44                  | Ford Cooper Jr.          | 13  | 1-4   | 1-4  | 0-0 | 2        | 2     | 2  | 3  | 3  | 1  | 0      | 0  | 0  | 11                     | 0     | 0   | 0   | 0        | 0     | 0  | 0  | 0  | 0  | 0      | 0  | 0  | 0  |  |
| 21                  | Jar'Von Benson           | 14  | 0-4   | 0-1  | 0-0 | 0        | 1     | 1  | 0  | 0  | 0  | 0      | 0  | 0  | 4                      | 0     | 0   | 0   | 0        | 0     | 0  | 0  | 0  | 0  | 0      | 0  | 0  | 0  |  |
| 14                  | St Sparkman              | 03  | 0-1   | 0-0  | 0-0 | 0        | 0     | 0  | 0  | 0  | 0  | 0      | 0  | 0  | 1                      | 0     | 0   | 0   | 0        | 0     | 0  | 0  | 0  | 0  | 0      | 0  | 0  | 0  |  |
| Team                |                          |     | 2     | 0    | 2   | 0        | 0     | 0  | 0  | 0  | 0  | 0      | 0  | 0  |                        |       |     |     |          |       |    |    |    |    |        |    |    |    |  |
| Totals              |                          |     | 21-45 | 8-25 | 5-9 | 15       | 20    | 35 | 11 | 11 | 11 | 5      | 13 | 11 | 5                      | 13    | 11  | 5   | 13       | 11    | 5  | 13 | 11 | 5  | 13     | 11 | 5  | 13 |  |

**GAME 8**

| South Carolina - 74 |                          |     |       |       |      |          |       |    |    |    |    |        |    |    | Georgetown - 71 |      |       |       |     |     |          |       |    |    |    |    |        |    |    |   |
|---------------------|--------------------------|-----|-------|-------|------|----------|-------|----|----|----|----|--------|----|----|-----------------|------|-------|-------|-----|-----|----------|-------|----|----|----|----|--------|----|----|---|
| Record: 4-4         |                          |     |       |       |      |          |       |    |    |    |    |        |    |    | Record: 4-5     |      |       |       |     |     |          |       |    |    |    |    |        |    |    |   |
| NO.                 | Name                     | Min | FG    | 3P    | FT   | Rebounds | Fouls | TP | AS | TS | ST | Blocks | PF | PP | NO.             | Name | Min   | FG    | 3P  | FT  | Rebounds | Fouls | TP | AS | TS | ST | Blocks | PF | PP |   |
| 10                  | Hayden Brown             | 32  | 6-10  | 3-5   | 1-2  | 6        | 8     | 5  | 3  | 16 | 1  | 1      | 0  | 0  | 19              | 11   | 10-13 | 3-5   | 0-1 | 0-1 | 3        | 4     | 7  | 2  | 0  | 2  | 3      | 2  | 1  | 0 |
| 23                  | Gregory "GG" Jackson II  | 38  | 9-19  | 2-5   | 2-3  | 3        | 5     | 8  | 2  | 3  | 22 | 2      | 1  | 0  | 0               | 4    | 10    | 11-13 | 3-5 | 0-1 | 0-1      | 3     | 4  | 7  | 2  | 0  | 2      | 3  | 2  | 1 |
| 31                  | Benjamin Bosmans-Verdonk | 19  | 2-4   | 0-0   | 0-1  | 1        | 5     | 6  | 1  | 4  | 2  | 2      | 0  | 0  | 4               | 0    | 1     | 1     | 0   | 0   | 0        | 0     | 0  | 0  | 0  | 0  | 0      | 0  | 0  | 0 |
| 2                   | Chico Carter Jr.         | 32  | 3-10  | 1-8   | 0-0  | 1        | 2     | 3  | 1  | 2  | 7  | 3      | 0  | 0  | 0               | 0    | 0     | 0     | 0   | 0   | 0        | 0     | 0  | 0  | 0  | 0  | 0      | 0  | 0  | 0 |
| 5                   | Meechie Johnson          | 40  | 5-13  | 4-10  | 5-5  | 2        | 5     | 7  | 1  | 4  | 17 | 8      | 3  | 0  | 0               | 17   | 33    | 10-11 | 0-0 | 0-0 | 1        | 0     | 1  | 0  | 2  | 1  | 0      | 0  | 0  | 0 |
| 33                  | Josh Gray                | 06  | 1-1   | 0-0   | 0-0  | 1        | 0     | 1  | 0  | 2  | 1  | 0      | 0  | 0  | 8               | 0    | 0     | 0     | 0   | 0   | 0        | 0     | 0  | 0  | 0  | 0  | 0      | 0  | 0  | 0 |
| 1                   | Jacobi Wright            | 31  | 2-5   | 0-1   | 2-2  | 0        | 3     | 4  | 1  | 6  | 1  | 0      | 0  | 0  | 1               | 0    | 0     | 0     | 0   | 0   | 0        | 0     | 0  | 0  | 0  | 0  | 0      | 0  | 0  | 0 |
| 12                  | Zachary Davis            | 03  | 0-1   | 0-1   | 0-0  | 0        | 0     | 0  | 0  | 0  | 0  | 0      | 0  | 0  | 6               | 0    | 0     | 0     | 0   | 0   | 0        | 0     | 0  | 0  | 0  | 0  | 0      | 0  | 0  | 0 |
| 44                  | Ford Cooper Jr.          | 16  | 0-1   | 0-0   | 0-0  | 1        | 1     | 1  | 0  | 0  | 0  | 0      | 0  | 0  | 3               | 0    | 0     | 0     | 0   | 0   | 0        | 0     | 0  | 0  | 0  | 0  | 0      | 0  | 0  | 0 |
| Team                |                          |     | 1     | 1     | 2    | 0        | 0     | 0  | 0  | 0  | 0  | 0      | 0  | 0  |                 |      |       |       |     |     |          |       |    |    |    |    |        |    |    |   |
| Totals              |                          |     | 28-62 | 10-31 | 5-15 | 15       | 24    | 39 | 19 | 14 | 74 | 18     | 13 | 3  | 0               | 2    | 13    |       |     |     |          |       |    |    |    |    |        |    |    |   |

**GAME 9**

| Presbyterian - 57 |                      |     |       |      |     |          |       |    |    |    |    |        |    |    | South Carolina - 68 |      |     |       |     |     |          |       |    |    |    |    |        |    |    |   |
|-------------------|----------------------|-----|-------|------|-----|----------|-------|----|----|----|----|--------|----|----|---------------------|------|-----|-------|-----|-----|----------|-------|----|----|----|----|--------|----|----|---|
| Record: 2-8       |                      |     |       |      |     |          |       |    |    |    |    |        |    |    | Record: 5-4         |      |     |       |     |     |          |       |    |    |    |    |        |    |    |   |
| NO.               | Name                 | Min | FG    | 3P   | FT  | Rebounds | Fouls | TP | AS | TS | ST | Blocks | PF | PP | NO.                 | Name | Min | FG    | 3P  | FT  | Rebounds | Fouls | TP | AS | TS | ST | Blocks | PF | PP |   |
| 13                | Terrell Ard Jr.      | 31  | 2-8   | 1-2  | 0-0 | 2        | 4     | 6  | 1  | 0  | 0  | 0      | 0  | 0  | 13                  | 0    | 3   | 1     | 0   | 0   | 0        | 0     | 0  | 0  | 0  | 0  | 0      | 0  | 0  |   |
| 15                | Owen McCormack       | 12  | 3-3   | 1-1  | 0-0 | 0        | 0     | 0  | 0  | 0  | 0  | 0      | 0  | 0  | 0                   | 0    | 0   | 0     | 0   | 0   | 0        | 0     | 0  | 0  | 0  | 0  | 0      | 0  | 0  |   |
| 0                 | Crosby James         | 04  | 3-2   | 3-9  | 1-4 | 1        | 2     | 0  | 1  | 1  | 1  | 1      | 0  | 0  | 0                   | 0    | 0   | 0     | 0   | 0   | 0        | 0     | 0  | 0  | 0  | 0  | 0      | 0  | 0  | 0 |
| 1                 | Marquis Barnett      | 32  | 16-27 | 4-8  | 0-0 | 6        | 6     | 3  | 1  | 5  | 0  | 0      | 0  | 0  | 0                   | 5    | 11  | 10-11 | 0-0 | 0-0 | 1        | 1     | 0  | 0  | 0  | 0  | 0      | 0  | 0  | 0 |
| 23                | Trevon Reddish-Rhone | 08  | 3-7   | 2-4  | 0-0 | 3        | 4     | 3  | 4  | 4  | 7  | 3      | 0  | 0  | 0                   | 0    | 0   | 0     | 0   | 0   | 0        | 0     | 0  | 0  | 0  | 0  | 0      | 0  | 0  | 0 |
| 4                 | Winston Hill         | 27  | 0-2   | 0-1  | 0-0 | 1        | 3     | 4  | 0  | 3  | 16 | 5      | 2  | 0  | 0                   | 2    | 0   | 0     | 0   | 0   | 0        | 0     | 0  | 0  | 0  | 0  | 0      | 0  | 0  | 0 |
| 3                 | Kobe Stewart         | 23  | 1-2   | 1-1  | 0-0 | 2        | 2     | 2  | 0  | 5  | 2  | 0      | 0  | 0  | 0                   | 0    | 0   | 0     | 0   | 0   | 0        | 0     | 0  | 0  | 0  | 0  | 0      | 0  | 0  | 0 |
| Team              |                      |     | 1     | 2    | 0   | 0        | 0     | 0  | 0  | 0  | 0  | 0      | 0  | 0  |                     |      |     |       |     |     |          |       |    |    |    |    |        |    |    |   |
| Totals            |                      |     | 24-48 | 5-13 | 4-7 | 5        | 20    | 25 | 13 | 9  | 57 | 11     | 11 | 2  | 2                   | 11   |     |       |     |     |          |       |    |    |    |    |        |    |    |   |



**70**

**84**

**GAME 10**  
 Birmingham, Ala.  
 Bartow Arena  
 Dec. 14, 2022  
*Gregory "GG" Jackson II led South Carolina with 20 points, 15 coming in the second half*

**56**

**64**

**GAME 11**  
 Greenville, S.C.  
 Bon Secours Wellness Arena  
 Dec. 17, 2022  
*Hayden Brown led South Carolina with 15 points in tough shooting day for the team*

**65**

**58**

**GAME 12**  
 Columbia, S.C.  
 Colonial Life Arena  
 Dec. 22, 2022  
*Sophomore guard had 15 points in the first half, going 6-of-11 from downtown*

**BIRMINGHAM, Ala.** – UAB's sixth ranked scoring offense (87.9 ppg) held suit as the Blazers (8-2) defeated South Carolina (5-5), 84-70, Wednesday night at Bartow Arena.

The Blazers led 24-20 at the 8:21 mark in the opening half and closed the half on an 18-8 run to take a 14-point lead at the break, 42-28. The Gamecocks would pull within 11 early in the half but could not get over the hump and get it to single digits.

UAB out-rebounded Carolina 22-11 in the second half and held a 19-12 advantage in second chance points and 40-26 edge in points in the paint for the game.

The Gamecocks shot it well in the second half at 51.6 percent (16-for-31), but couldn't get the stops the team needed on the defensive end of the floor.

Carolina's game in Birmingham tonight was the team's first since Feb. 8, 1986.

**GREENVILLE, S.C.** – South Carolina (5-6) fell 64-56 to East Carolina (8-4) on Saturday in the inaugural Greenville Winter Invitational. The Pirates started the game on a 12-0 run and led by 19 at the half.

The Gamecocks battled back in the second half however, going on a 15-2 run to pull within seven, 44-37, at the 11:07 mark. Carolina would cut it to seven again, 53-46, with 4:01 to go but could not get the deficit trimmed beyond that as ECU had a quick 5-0 spurt thanks to RJ Felton that pushed its lead to 12 with 1:50 on the clock.

Carolina shot 48.3 percent (14-for-29) in the second half but was plagued by a poor shooting performance in half one (26.9 percent, 7-for-26). The Gamecocks were just 6-for-24 (25.0 percent) from behind the arc.

Graduate transfer Hayden Brown (15), sophomore Meechie Johnson (13) and freshman Gregory "GG" Jackson II (13) scored in double figures for the Gamecocks. The rest of the team scored just four points and went 6-for-19 (31.6 percent) from the field.

Felton scored a game-high 21 points on 8-of-13 shooting. Javon Small was the only other player in double figures for the Pirates with 12 points.

**COLUMBIA, S.C. (AP)** – Meechie Johnson hit six 3-pointers and finished with 25 points — both career bests — and freshman Gregory Jackson II added 12 points and a season-high 16 rebounds to help South Carolina beat Western Kentucky 65-58 Thursday night.

Hayden Brown scored 11 points but shot just 3 of 11 from the field and 0 for 6 from 3-point range for South Carolina (6-6). The Gamecocks shot 34% (22 of 64) from the field and made just 12 of 25 (48%) from the free-throw line but hit nine 3-pointers and out-rebounded Western Kentucky 51-31.

Emmanuel Akot hit a 3-pointer that capped an 9-0 run and gave Western Kentucky a 49-44 lead midway through the second half but the Hilltoppers went without a made field goal for the next 7-plus minutes. Jacobi Wright answered with a 3 and Johnson hit another in a 15-2 spurt that culminated when Johnson converted a traditional three-point play that gave South Carolina a 10-point lead with 2:15 remaining.

Dayvon McKnight scored 28 points with eight rebounds and three steals for Western Kentucky (8-3). The 6-foot-1 junior was 10-of-16 shooting — 0 for 5 from 3-point range — and is averaging 28.3 points on 61.8% shooting over the last three games.

The Hilltoppers shot 36% (20 of 55), made just 3 of 22 (14%) behind the arc and hit 15 of 25 from the foul line.

Jamarion Sharp scored six points before Luke Frampton hit a 3-pointer to cap Western Kentucky's 11-2 opening run as the Gamecocks made just one of their first 10 field-goal attempts. Johnson hit two 3-pointers and Chico Carter Jr. added another 3 as South Carolina responded with a 12-2 spurt to take a 14-13 lead with 12 minutes left in the first half.

The Hilltoppers, who had their five-game win streak snapped with a 93-84 loss at Louisville on Dec. 14, have lost back-to-back games for the first time this season.

**GAME 10**

Official Basketball Box Score - Final  
**South Carolina at UAB**  
 121422 Bartow Arena, Birmingham  
 2022-23 NCAA Basketball  
 Officials: Orlando Pook, John Hampton, Todd Austin  
 Game Time: 6:00 PM  
 Game Duration: 1:57  
 Attendance: 3,126

| South Carolina - 70 |                          | Record: 5-5 |       |       |       |          |       |    |    |    |    |        |     |   |   |   |     |   |
|---------------------|--------------------------|-------------|-------|-------|-------|----------|-------|----|----|----|----|--------|-----|---|---|---|-----|---|
| NO.                 | Name                     | Min         | FG    | 3P    | FT    | Rebounds | Fouls | TP | AS | TO | ST | Blocks | pts |   |   |   |     |   |
| 10                  | Hayden Brown             | F           | 36:24 | 5-12  | 1-5   | 24       | 0     | 4  | 4  | 3  | 3  | 1      | 1   | 1 | 0 | 2 | 14  |   |
| 23                  | Gregory "GG" Jackson II  | F           | 36:16 | 7-17  | 3-8   | 3-4      | 0     | 3  | 0  | 3  | 2  | 2      | 0   | 1 | 5 | 0 | 19  |   |
| 31                  | Benjamin Bosmans-Verdort | F           | 23:19 | 2-5   | 0-0   | 1        | 1     | 3  | 2  | 5  | 1  | 2      | 5   | 2 | 0 | 1 | 1   | 6 |
| 2                   | Chico Carter, Jr.        | G           | 32:05 | 4-7   | 4-4   | 1-2      | 0     | 1  | 1  | 1  | 2  | 1      | 1   | 0 | 0 | 0 | 11  |   |
| 5                   | Meechie Johnson          | G           | 31:24 | 5-12  | 2-6   | 1-2      | 2     | 3  | 5  | 2  | 3  | 1      | 3   | 0 | 0 | 0 | 16  |   |
| 33                  | Joah Gray                | G           | 13:38 | 0-1   | 0-0   | 0-0      | 2     | 5  | 7  | 2  | 0  | 0      | 2   | 1 | 0 | 2 | 0   |   |
| 1                   | Jacobi Wright            | F           | 19:51 | 3-7   | 0-2   | 0-0      | 1     | 1  | 2  | 3  | 0  | 0      | 0   | 2 | 0 | 0 | 13  |   |
| 44                  | Ford Cooper Jr.          | F           | 07:03 | 0-0   | 0-0   | 0-0      | 2     | 2  | 1  | 1  | 0  | 0      | 0   | 0 | 0 | 0 | 0   |   |
| Team                |                          |             |       |       |       | 3        | 2     | 5  | 0  | 1  | 0  | 0      | 2   |   |   |   |     |   |
| Totals              |                          |             | 29:41 | 10:25 | 18:13 | 12       | 20    | 32 | 17 | 13 | 7  | 15     | 14  | 4 | 4 | 4 | 114 |   |

UAB - 84  
 Record: 8-2

| NO.    | Name            | Min | FG    | 3P    | FT    | Rebounds | Fouls | TP | AS | TO | ST | Blocks | pts |   |   |   |     |
|--------|-----------------|-----|-------|-------|-------|----------|-------|----|----|----|----|--------|-----|---|---|---|-----|
| 5      | KJ Butler       | F   | 34:29 | 10-15 | 1-2   | 4-4      | 5     | 3  | 6  | 2  | 2  | 5      | 1   | 3 | 2 | 1 | 19  |
| 15     | Ty Brewer       | F   | 29:24 | 2-6   | 0-1   | 0-0      | 1     | 3  | 4  | 1  | 0  | 4      | 2   | 0 | 0 | 0 | 4   |
| 55     | Trey Jamieson   | G   | 24:04 | 0-6   | 2-4   | 3-4      | 1     | 2  | 7  | 3  | 3  | 0      | 1   | 1 | 3 | 0 | 9   |
| 4      | Eric Gaines     | G   | 30:01 | 7-13  | 2-4   | 3-3      | 1     | 4  | 5  | 3  | 1  | 1      | 0   | 1 | 0 | 1 | 15  |
| 10     | Jordan Walker   | G   | 34:23 | 6-16  | 5-12  | 5-5      | 1     | 2  | 3  | 0  | 4  | 2      | 7   | 1 | 0 | 0 | 19  |
| 0      | Jordan Davis    | F   | 15:56 | 0-0   | 0-0   | 1-1      | 1     | 2  | 3  | 2  | 3  | 7      | 2   | 1 | 0 | 0 | 1   |
| 2      | Leandris Brewer | F   | 17:21 | 2-6   | 0-1   | 0-0      | 0     | 5  | 5  | 2  | 1  | 4      | 0   | 2 | 0 | 0 | 11  |
| 24     | Eltem Johnson   | F   | 09:17 | 0-0   | 0-0   | 0-0      | 0     | 0  | 0  | 0  | 0  | 0      | 0   | 0 | 0 | 0 | 0   |
| 3      | Tavin Lovan     | F   | 05:05 | 0-0   | 0-0   | 0-0      | 1     | 1  | 1  | 1  | 0  | 0      | 0   | 0 | 0 | 0 | 0   |
| Team   |                 |     |       |       |       | 3        | 2     | 5  | 0  | 1  | 1  | 0      | 1   |   |   |   |     |
| Totals |                 |     | 30:47 | 8:20  | 16:17 | 17       | 24    | 41 | 13 | 17 | 8  | 16     | 12  | 6 | 4 | 4 | 114 |

| USC              | UAB           | Points from Turnovers | USC   | UAB |
|------------------|---------------|-----------------------|-------|-----|
| 0 (1st 20:00)    | 23 (2nd 3:49) | 10                    | 14    | 10  |
| Best Scoring Run | 8 (1st 14:55) | 10 (1st 18:30)        | Paint | 36  |
| Lead Changes     | 0             | Second Chance         | 12    | 19  |
| Times Tied       | 1             | Fast Breaks           | 10    | 6   |
| Time with Lead   | 00:00         | Bench                 | UAB   | 42  |
|                  |               |                       | 42    | 84  |

**GAME 11**

Official Basketball Box Score - Final  
**East Carolina at South Carolina**  
 121722 Bon Secours Wellness Arena, Greenville, S.C.  
 2022 Greenville Winter Invitational  
 Officials: Jeremy Mosier, James Barker, Davis Maxwell  
 Game Time: 2:00 PM  
 Game Duration: 1:55

| East Carolina - 64 |                  | Record: 8-4 |       |       |       |          |       |    |    |    |    |        |     |   |    |    |
|--------------------|------------------|-------------|-------|-------|-------|----------|-------|----|----|----|----|--------|-----|---|----|----|
| NO.                | Name             | Min         | FG    | 3P    | FT    | Rebounds | Fouls | TP | AS | TO | ST | Blocks | pts |   |    |    |
| 2                  | Ezra Asuar       | F           | 22:20 | 3-3   | 0-0   | 2-6      | 1     | 3  | 4  | 3  | 3  | 0      | 0   | 1 | 4  | 11 |
| 23                 | Brandon Johnson  | F           | 38:17 | 2-6   | 0-1   | 1-4      | 5     | 3  | 2  | 6  | 1  | 2      | 0   | 0 | 10 |    |
| 3                  | RJ Felton        | G           | 32:38 | 8-13  | 3-6   | 2-2      | 0     | 1  | 1  | 2  | 1  | 3      | 0   | 0 | 7  |    |
| 5                  | Benjamin Bayless | G           | 16:03 | 2-5   | 1-4   | 4-5      | 0     | 0  | 0  | 2  | 0  | 0      | 0   | 0 | 7  |    |
| 12                 | Javon Small      | G           | 38:51 | 5-11  | 2-5   | 0-0      | 4     | 4  | 4  | 1  | 1  | 1      | 2   | 0 | 0  | 7  |
| 21                 | Jordan Walker    | F           | 31:46 | 2-11  | 1-2   | 2-5      | 7     | 2  | 2  | 6  | 3  | 0      | 0   | 1 | 4  |    |
| 24                 | Ludvy Debat      | F           | 08:35 | 0-0   | 0-0   | 1-2      | 0     | 3  | 3  | 2  | 3  | 1      | 1   | 0 | 0  | 0  |
| 11                 | Valentino Pineda | F           | 07:23 | 0-0   | 0-0   | 1-2      | 0     | 0  | 0  | 0  | 1  | 0      | 0   | 0 | 0  | 0  |
| 1                  | Kobi LaCount     | F           | 04:07 | 0-0   | 0-0   | 0-0      | 0     | 0  | 0  | 0  | 0  | 0      | 0   | 0 | 0  | 0  |
| Team               |                  |             |       |       |       | 1        | 3     | 4  | 0  | 0  | 0  | 0      | 0   |   |    |    |
| Totals             |                  |             | 22:44 | 19:22 | 11:20 | 15       | 23    | 16 | 15 | 64 | 14 | 11     | 5   | 1 | 1  | 8  |

South Carolina - 56  
 Record: 5-6

| NO.    | Name                     | Min | FG    | 3P    | FT    | Rebounds | Fouls | TP | AS | TO | ST | Blocks | pts |   |   |   |
|--------|--------------------------|-----|-------|-------|-------|----------|-------|----|----|----|----|--------|-----|---|---|---|
| 10     | Hayden Brown             | F   | 38:52 | 5-11  | 0-3   | 3-3      | 2     | 3  | 5  | 2  | 4  | 1      | 0   | 0 | 0 | 8 |
| 23     | Gregory "GG" Jackson II  | F   | 31:42 | 5-14  | 2-6   | 1        | 4     | 5  | 4  | 5  | 1  | 0      | 2   | 2 | 0 | 0 |
| 31     | Benjamin Bosmans-Verdort | F   | 15:53 | 2-3   | 0-0   | 2-2      | 1     | 4  | 5  | 1  | 0  | 0      | 0   | 0 | 0 | 0 |
| 2      | Chico Carter, Jr.        | G   | 21:51 | 2-7   | 1-4   | 0-1      | 0     | 1  | 2  | 2  | 5  | 1      | 1   | 0 | 0 | 0 |
| 5      | Meechie Johnson          | G   | 38:16 | 4-11  | 3-9   | 2-2      | 0     | 5  | 2  | 1  | 1  | 3      | 2   | 0 | 0 | 0 |
| 1      | Jacobi Wright            | F   | 30:23 | 1-5   | 0-2   | 0-0      | 1     | 0  | 1  | 1  | 2  | 2      | 1   | 1 | 0 | 0 |
| 33     | Joah Gray                | F   | 17:21 | 1-3   | 0-0   | 4-4      | 3     | 7  | 3  | 1  | 2  | 0      | 0   | 1 | 0 | 0 |
| 12     | Zachary Gray             | F   | 02:47 | 0-0   | 0-0   | 0-1      | 1     | 0  | 0  | 0  | 0  | 0      | 0   | 0 | 0 | 0 |
| 30     | Daniel Harkins-Sanford   | G   | 03:44 | 0-1   | 0-0   | 1-2      | 0     | 0  | 0  | 0  | 0  | 0      | 0   | 0 | 0 | 0 |
| 44     | Ford Cooper Jr.          | F   | 01:09 | 0-0   | 0-0   | 0-0      | 0     | 0  | 0  | 0  | 0  | 0      | 0   | 0 | 0 | 0 |
| Team   |                          |     |       |       |       | 4        | 1     | 5  | 1  | 0  | 1  | 0      |     |   |   |   |
| Totals |                          |     | 21:55 | 19:24 | 11:20 | 15       | 20    | 15 | 16 | 56 | 12 | 5      | 1   | 1 | 8 |   |

| ECU              | SC             | Points from Turnovers | ECU   | SC |
|------------------|----------------|-----------------------|-------|----|
| 21 (2nd 17:36)   | 0 (1st 20:00)  | 16                    | 6     | 10 |
| Best Scoring Run | 12 (1st 14:56) | 10 (1st 15:00)        | Paint | 22 |
| Lead Changes     | 0              | Second Chance         | 4     | 16 |
| Times Tied       | 0              | Fast Breaks           | 10    | 0  |
| Time with Lead   | 38:38          | Bench                 | ECU   | 17 |
|                  |                |                       | 37    | 64 |

**GAME 12**

Official Basketball Box Score - Final  
**Western Ky. at South Carolina**  
 122222 Colonial Life Arena, Columbia, S.C.  
 2022 South Carolina Winter Basketball  
 Officials: Pat Adams, James Braxton, Doug Simms  
 Game Time: 7:00 PM  
 Game Duration: 2:02  
 Attendance: 3,183

| Western Ky. - 58 |                  | Record: 8-3 |       |       |       |          |       |    |    |    |    |        |     |   |   |    |
|------------------|------------------|-------------|-------|-------|-------|----------|-------|----|----|----|----|--------|-----|---|---|----|
| NO.              | Name             | Min         | FG    | 3P    | FT    | Rebounds | Fouls | TP | AS | TO | ST | Blocks | pts |   |   |    |
| 3                | Janaia Hamilton  | F           | 25:14 | 2-6   | 0-2   | 0-2      | 4     | 4  | 5  | 2  | 4  | 1      | 1   | 0 | 0 | 1  |
| 33               | Emmanuel Akot    | C           | 38:21 | 3-4   | 0-0   | 4-9      | 2     | 3  | 5  | 3  | 9  | 0      | 1   | 0 | 0 | 0  |
| 13               | Emmanuel Akot    | C           | 34:54 | 2-11  | 1-5   | 0-0      | 2     | 1  | 3  | 2  | 1  | 5      | 1   | 0 | 1 | 10 |
| 14               | Luke Frampton    | G           | 30:18 | 1-5   | 1-2   | 0-0      | 0     | 4  | 4  | 2  | 3  | 0      | 0   | 0 | 0 | 0  |
| 20               | Dayvon McKnight  | G           | 35:03 | 10-16 | 0-5   | 8-10     | 1     | 7  | 8  | 3  | 6  | 2      | 3   | 3 | 0 | 0  |
| 4                | Khrislan Lander  | F           | 18:40 | 1-8   | 1-6   | 0-0      | 2     | 2  | 1  | 0  | 3  | 0      | 0   | 0 | 0 | 0  |
| 24               | Tyronne Marshall | F           | 07:26 | 0-0   | 0-0   | 0-0      | 2     | 2  | 0  | 0  | 0  | 0      | 0   | 0 | 0 | 0  |
| 2                | Jordan Rooks     | F           | 09:55 | 1-3   | 0-0   | 3-4      | 0     | 1  | 1  | 0  | 2  | 1      | 2   | 0 | 0 | 0  |
| 11               | Dontae Allen     | F           | 07:59 | 0-2   | 0-0   | 0-0      | 0     | 0  | 0  | 0  | 0  | 0      | 0   | 0 | 0 | 0  |
| 1                | Fallou Diagne    | F           | 02:10 | 0-0   | 0-0   | 0-0      | 0     | 0  | 0  | 0  | 0  | 0      | 0   | 0 | 0 | 0  |
| Team             |                  |             |       |       |       | 0        | 2     | 2  | 0  | 0  | 0  | 0      |     |   |   |    |
| Totals           |                  |             | 20:55 | 19:22 | 15:25 | 25       | 31    | 18 | 22 | 35 | 41 | 13     | 5   | 2 | 7 |    |

South Carolina - 65  
 Record: 6-6

| NO. | Name | Min | FG | 3P | FT | Rebounds | Fouls |
|-----|------|-----|----|----|----|----------|-------|
|-----|------|-----|----|----|----|----------|-------|

**74**

**64**

**GAME 13**  
Columbia, S.C.  
Colonial Life Arena  
Dec. 30, 2022  
*Freshman sensation scored a career-high 24 points, his fifth 20-point game of the season*

**79**

**84**

**GAME 14**  
Nashville, Tenn.  
Memorial Gym  
Jan. 3, 2023  
*Chico Carter Jr. led South Carolina with 24 points*

**42**

**85**

**GAME 15**  
Columbia, S.C.  
Colonial Life Arena  
Jan. 7, 2023  
*Meechie Johnson scored 19 points to lead the Gamecocks*

**COLUMBIA, S.C. (AP)** — Gregory Jackson II threw down three dunks in the first half and knocked down four 3-pointers in the second to score a career-high 24 points and help South Carolina power its way past Eastern Michigan, 74-64 on Friday night.

The game featured a pair of highly rated recruits. Jackson, originally the top-rated recruit in the Class of 2023 before reclassifying himself and committing to South Carolina for the 2022-23 season, finished with a career-high 24 points. Sophomore Emoni Bates, the No. 3 recruit from the Class of 2021 who played at Memphis as a freshman, hit 8 of 15 from 3-point range and posted a career-high 36 points to lead Eastern Michigan.

Jackson, who turned 18 years old December 17 and is the highest-rated recruit in program history, was 9 of 19 from the field and hit 4 of 9 from beyond the arc while pulling down nine rebounds.

South Carolina built a 10-point lead in the first half and held a 40-30 advantage at intermission.

Chico Carter Jr. had 15 points for the Gamecocks (7-6). Meechie Johnson added 10 points, six rebounds and three assists.

Eastern Michigan had trouble finding offense outside of Bates, who shot 13 of 25 from the field, including 8 of 15 from distance, and was the only player to reach double-figure scoring. As a team the Eagles were 25 of 63 from the field (39.7%).

**NASHVILLE, Tenn. (AP)** — Reserve Ezra Manjon scored 22 points and fellow backup Liam Robbins scored 22 points and Vanderbilt used overtime to create safe space for an 84-79 win over South Carolina on Tuesday night.

In an SEC opener for both teams, Vanderbilt (8-6, 1-0) built its largest lead of the game at 82-75 with 21 seconds left in the extra session.

Despite their 22-for-35 effort from the free-throw line, the Commodores went 12 for 15 from the line in overtime to seal it with Manjon and Robbins the only Vandy players going to the line.

Reserve Jordan Wright scored 13 points for Vanderbilt, which saw its bench account for 64 points. Tyrin Lawrence was the only starter to score in double figures with 10 points.

South Carolina tied it at the end of regulation on its frantic final possession when Meechie Johnson found a wide-open Hayden Brown who laid it in underneath the basket without landing on the ground upon the receiving the pass with 3 seconds left.

Johnson recovered the loose ball after Robbins blocked Chico Carter Jr.'s 3-point attempts with a second left. Carter recovered the long rebound after Johnson missed a deep 3 with four seconds left.

Robbins' put-back basket following Manjon's miss on a reverse-layup attempt put Vanderbilt ahead 63-61 with 3:20 left, its first lead in more than 13 minutes.

Carter scored 24 points, Johnson 18, Gregory Jackson II 13 and Brown 12 for the Gamecocks (7-7, 0-1).

South Carolina coach Lamont Paris was seeking to become the first coach in program history to win his first SEC row opener. The Gamecocks joined the league in 1991-92.

South Carolina host No. 8 Tennessee on Saturday.

**COLUMBIA, S.C. (AP)** — Olivier Nkamhoua scored a season-high 21 points on 10-of-10 shooting and No. 8 Tennessee dominated from the start for an 85-42 victory over South Carolina on Saturday.

The Vols (13-2) started 3-0 in the Southeastern Conference for the first time in four seasons and showed the depth and talent to think that streak in the rugged league could continue.

Nkamhoua, a 6-foot-9 senior forward, led Tennessee with 10 rebounds for his second double-double this season.

Nkamhoua, who went 5 for 5 for 10 points in an 83-57 win over Mississippi State on Tuesday, continued his run of perfection against the Gamecocks.

He was a major part in the Vols' quick start, scoring seven points the first 10 minutes as Tennessee built a 24-7 lead on the way to its ninth victory in the past 10 games with South Carolina (7-8, 0-2).

The Vols broke out to a 15-3 lead and never looked back.

South Carolina missed 10 of 11 shots during one stretch and settled for outside shots, which the Gamecocks struggled to connect on as they were 1 of 13 on 3s the first 20 minutes.

Tennessee took advantage of South Carolina's defensive lapses to build a 43-21 lead at the break.

Nkamhoua hit all five of his shots and the Vols shot 60.7% (17 of 28) in the opening half.

Tennessee was in such command that coach Rick Barnes called a timeout — the Vols led 40-21 — with 15.5 seconds before halftime to practice a late-game situation. It worked perfectly as the Vols worked the ball around to Santiago Vescovi, who drained an uncontested 3-pointer as the clock ran out.

Jonas Aidoo had 15 points, while Vescovi and Josiah-Jordan James added 12 apiece for the Vols, who shot better than 50% for the third time in the past four games.

Meechie Johnson had 19 points for South Carolina.

**GAME 13**

Official Basketball Box Score - Final  
Eastern Mich. at South Carolina  
12/30/22 Colonial Life Arena, Columbia, SC  
Attendance: 5123  
Officials: Mike Nance, Todd Austin, Michael Wilcox

| NO.    | Name             | Min   | FG    | 3P   | FT  | Rebounds | Fouls | TP | AS | TO | ST | Blocks | +/- | Shooting By Period |      |
|--------|------------------|-------|-------|------|-----|----------|-------|----|----|----|----|--------|-----|--------------------|------|
|        |                  |       |       |      |     |          |       |    |    |    |    |        |     | % FG               | % FT |
| 4      | Jalen Binsley    | 22:29 | 3-4   | 0-0  | 1-5 | 0        | 1     | 1  | 1  | 3  | 7  | 1      | 0   | 0                  | 1-12 |
| 23     | Legend Geater    | 21:03 | 0-3   | 0-0  | 1-2 | 3        | 1     | 4  | 1  | 2  | 1  | 1      | 1   | 1                  | 0-10 |
| 2      | Noah Farnham     | 20:30 | 3-10  | 0-4  | 0-0 | 1        | 2     | 3  | 2  | 0  | 6  | 2      | 1   | 0                  | 0-4  |
| 5      | Tyson Acad       | 18:48 | 3-12  | 1-7  | 0-0 | 4        | 4     | 1  | 2  | 7  | 2  | 2      | 1   | 1                  | 1-10 |
| 21     | Emoni Bates      | 37:21 | 13-25 | 8-15 | 2-2 | 1        | 5     | 6  | 2  | 3  | 36 | 2      | 1   | 0                  | 0-4  |
| 35     | Jarante Randle   | 18:57 | 1-3   | 0-0  | 0-0 | 2        | 5     | 7  | 3  | 0  | 2  | 0      | 1   | 0                  | 0-0  |
| 10     | Orlando Lovejoy  | 20:56 | 0-1   | 0-0  | 0-0 | 0        | 0     | 0  | 0  | 4  | 0  | 2      | 0   | 0                  | 0-1  |
| 22     | Vaughn Kinost    | 17:51 | 2-5   | 1-2  | 0-0 | 0        | 1     | 1  | 0  | 5  | 0  | 0      | 0   | 0                  | 0-2  |
| 0      | Kevin David Rice | 06:24 | 0-0   | 0-0  | 0-0 | 0        | 0     | 0  | 0  | 0  | 0  | 1      | 0   | 0                  | 0-0  |
| Team   |                  |       | 3     | 1    | 4   | 0        | 0     | 0  | 0  | 0  | 0  | 0      | 0   | 0                  | 0-9  |
| Totals |                  | 25:43 | 10-28 | 4-9  | 10  | 20       | 30    | 15 | 10 | 64 | 9  | 8      | 6   | 3                  | 3-10 |

South Carolina - 74

| NO.    | Name                    | Min   | FG   | 3P    | FT   | Rebounds | Fouls | TP | AS | TO | ST | Blocks | +/- | Shooting By Period |      |
|--------|-------------------------|-------|------|-------|------|----------|-------|----|----|----|----|--------|-----|--------------------|------|
|        |                         |       |      |       |      |          |       |    |    |    |    |        |     | % FG               | % FT |
| 10     | Hayden Brown            | 32:45 | 1-5  | 0-2   | 6-10 | 1        | 5     | 6  | 2  | 8  | 2  | 0      | 1   | 0                  | 4    |
| 23     | Gregory "GG" Jackson II | 29:55 | 9-19 | 4-9   | 2-2  | 4        | 5     | 9  | 1  | 2  | 24 | 0      | 0   | 0                  | 0-3  |
| 31     | Bergamin Bosmans-Venkoo | 14:23 | 0-0  | 0-0   | 0-1  | 1        | 2     | 1  | 0  | 2  | 3  | 0      | 1   | 0                  | 0-0  |
| 2      | Chico Carter, Jr.       | 28:53 | 6-7  | 2-3   | 1-2  | 1        | 0     | 1  | 1  | 2  | 15 | 1      | 0   | 0                  | 0-13 |
| 5      | Meechie Johnson         | 30:37 | 4-13 | 1-7   | 1-5  | 6        | 1     | 1  | 0  | 2  | 1  | 1      | 0   | 1                  | 9    |
| 11     | Jacob Wright            | 28:18 | 2-6  | 1-2   | 0-0  | 6        | 6     | 2  | 1  | 5  | 3  | 1      | 1   | 0                  | 1-4  |
| 33     | Josh Gray               | 05:39 | 0-1  | 0-0   | 2-2  | 3        | 1     | 0  | 0  | 0  | 0  | 0      | 0   | 0                  | 0-3  |
| 12     | Zachary Davis           | 14:45 | 2-9  | 0-1   | 0-0  | 3        | 3     | 6  | 0  | 0  | 4  | 1      | 1   | 0                  | 0-8  |
| 20     | Daniel Hawkins-Sanford  | 11:51 | 0-1  | 0-0   | 2-3  | 0        | 0     | 0  | 0  | 0  | 0  | 0      | 0   | 0                  | 0-1  |
| 44     | Ford Cooper Jr.         | 03:25 | 0-1  | 0-0   | 0-0  | 0        | 0     | 0  | 0  | 0  | 0  | 0      | 0   | 0                  | 0-2  |
| Team   |                         |       | 3    | 1     | 4    | 0        | 0     | 0  | 0  | 0  | 0  | 0      | 0   | 0                  | 0-2  |
| Totals |                         | 28:43 | 6-26 | 10-17 | 18   | 28       | 46    | 10 | 12 | 74 | 12 | 9      | 5   | 3                  | 3-10 |

| Biggest lead     | EMU           |               | Points from Turnovers | EMU USC | Period by Period Scoring |
|------------------|---------------|---------------|-----------------------|---------|--------------------------|
|                  | 1st           | 2nd           |                       |         |                          |
| Best Scoring Run | 2 (1st 19:30) | 14 (1st 6:31) | 10                    | 34      | 1st 2nd TOT              |
| Lead Changes     | 2             | 2             | EMU 30                | 34      | 64                       |
| Times Tied       | 2             | 2             | Fast Breaks           | 6       | 12                       |
| Time with Lead   | 02:58         | 35:30         | Bench                 | 7       | 17                       |

**GAME 14**

Official Basketball Box Score - Final  
South Carolina at Vanderbilt  
01/03/23 Memorial Gymnasium, Nashville  
Attendance: 12,544  
Officials: Chuck Jones, Steven Anderson, Eddie Boren

| NO.    | Name                    | Min   | FG   | 3P    | FT  | Rebounds | Fouls | TP | AS | TO | ST | Blocks | +/- | Shooting By Period |      |
|--------|-------------------------|-------|------|-------|-----|----------|-------|----|----|----|----|--------|-----|--------------------|------|
|        |                         |       |      |       |     |          |       |    |    |    |    |        |     | % FG               | % FT |
| 10     | Hayden Brown            | 32:36 | 5-14 | 2-6   | 0-0 | 4        | 4     | 5  | 0  | 12 | 1  | 1      | 1   | 0                  | 6    |
| 23     | Gregory "GG" Jackson II | 20:36 | 6-16 | 0-7   | 1-3 | 2        | 5     | 7  | 3  | 6  | 13 | 1      | 2   | 2                  | 0    |
| 31     | Bergamin Bosmans-Venkoo | 02:33 | 0-2  | 0-0   | 0-0 | 2        | 2     | 4  | 0  | 2  | 2  | 1      | 2   | 0                  | 0-1  |
| 2      | Chico Carter, Jr.       | 36:13 | 9-14 | 4-6   | 2-4 | 3        | 3     | 2  | 2  | 24 | 4  | 0      | 0   | 0                  | 0-4  |
| 5      | Meechie Johnson         | 40:55 | 7-15 | 2-6   | 2-2 | 1        | 4     | 5  | 3  | 18 | 3  | 4      | 0   | 0                  | 1    |
| 11     | Jacob Wright            | 32:21 | 0-5  | 0-3   | 2-2 | 0        | 3     | 3  | 1  | 2  | 1  | 0      | 1   | 0                  | 0-10 |
| 33     | Josh Gray               | 05:10 | 0-2  | 0-0   | 1-2 | 2        | 3     | 1  | 0  | 0  | 0  | 0      | 0   | 0                  | 0-5  |
| 12     | Zachary Davis           | 09:34 | 1-1  | 1-1   | 0-0 | 0        | 1     | 1  | 0  | 0  | 0  | 0      | 0   | 0                  | 0-7  |
| 21     | JaVon Benson            | 00:17 | 0-0  | 0-0   | 0-0 | 0        | 0     | 0  | 0  | 0  | 0  | 0      | 0   | 0                  | 0-3  |
| 30     | Daniel Hawkins-Sanford  | 07:55 | 0-3  | 0-0   | 0-0 | 1        | 0     | 1  | 0  | 0  | 0  | 0      | 0   | 0                  | 0-1  |
| Team   |                         |       | 2    | 2     | 4   | 0        | 0     | 0  | 0  | 1  | 0  | 0      | 0   | 0                  | 0-1  |
| Totals |                         | 30:72 | 9-29 | 10-15 | 14  | 24       | 38    | 25 | 19 | 11 | 13 | 4      | 1   | 7                  | 15   |

Vanderbilt - 84

| NO.    | Name                 | Min   | FG   | 3P    | FT    | Rebounds | Fouls | TP | AS | TO | ST | Blocks | +/- | Shooting By Period |      |
|--------|----------------------|-------|------|-------|-------|----------|-------|----|----|----|----|--------|-----|--------------------|------|
|        |                      |       |      |       |       |          |       |    |    |    |    |        |     | % FG               | % FT |
| 1      | Colin Smith          | 15:56 | 1-5  | 1-3   | 0-0   | 3        | 1     | 4  | 1  | 1  | 3  | 2      | 0   | 0                  | 0-5  |
| 10     | Myles Stute          | 30:18 | 2-7  | 1-5   | 0-0   | 1        | 7     | 8  | 3  | 0  | 5  | 1      | 1   | 0                  | 0-3  |
| 42     | Quentin Milora-Brown | 18:16 | 1-1  | 0-0   | 0-0   | 4        | 3     | 7  | 2  | 2  | 0  | 0      | 0   | 0                  | 0-5  |
| 0      | Tyrin Lawrence       | 03:34 | 0-1  | 0-0   | 1-3   | 3        | 3     | 1  | 4  | 0  | 0  | 0      | 0   | 0                  | 0-1  |
| 15     | Trey Thomas          | 03:54 | 0-2  | 0-1   | 0-0   | 1        | 2     | 0  | 0  | 0  | 0  | 0      | 0   | 0                  | 0-5  |
| 4      | Jordan Wright        | 29:45 | 4-9  | 3-4   | 2-4   | 0        | 3     | 3  | 2  | 13 | 3  | 0      | 0   | 0                  | 0-6  |
| 5      | Ezra Manjon          | 32:21 | 6-13 | 0-0   | 6-9   | 0        | 4     | 4  | 3  | 24 | 3  | 3      | 0   | 0                  | 0-11 |
| 21     | Liam Robbins         | 28:44 | 6-8  | 0-0   | 10-15 | 3        | 1     | 0  | 2  | 4  | 0  | 1      | 6   | 0                  | 0-10 |
| 2      | Noah Shelby          | 08:12 | 1-1  | 0-0   | 0-0   | 0        | 0     | 0  | 0  | 0  | 0  | 0      | 0   | 0                  | 0-10 |
| 20     | Ermanuel Ansong      | 11:30 | 1-2  | 0-0   | 0-0   | 1        | 2     | 3  | 0  | 0  | 0  | 0      | 1   | 0                  | 0-3  |
| Team   |                      |       | 1    | 2     | 3     | 0        | 0     | 0  | 0  | 2  | 0  | 0      | 0   | 0                  | 0-6  |
| Totals |                      | 27:40 | 7-16 | 25-35 | 14    | 24       | 44    | 15 | 25 | 84 | 13 | 13     | 3   | 17                 | 15   |

| Biggest lead     | USC           |              | Points from Turnovers | USC VAN | Period by Period Scoring |
|------------------|---------------|--------------|-----------------------|---------|--------------------------|
|                  | 1st           | 2nd          |                       |         |                          |
| Best Scoring Run | 0 (2nd 14:53) | 0 (1st 6:27) | 11                    | 17      | 1st 2nd TOT              |
| Lead Changes     | 5             | 2            | USC 32                | 35      | 12                       |
| Times Tied       | 5             | 5            | Fast Breaks           | 4       | 20                       |
| Time with Lead   | 22:36         | 16:36        | Bench                 | 10      | 54                       |

**GAME 15**

Official Basketball Box Score - Final  
Tennessee at South Carolina  
01/07/23 Colonial Life Arena, Columbia  
Attendance: 12,754  
Officials: Bart Lavelle, Clavds Plois, Vladimir Vojvod Vlast

| NO. | Name             | Min   | FG    | 3P  | FT   | Rebounds | Fouls | TP | AS | TO | ST | Blocks | +/- | Shooting By Period |      |
|-----|------------------|-------|-------|-----|------|----------|-------|----|----|----|----|--------|-----|--------------------|------|
|     |                  |       |       |     |      |          |       |    |    |    |    |        |     | % FG               | % FT |
| 2   | Julian Phillips  | 24:39 | 13-14 | 1-1 | 12-0 | 1        | 2     | 1  | 8  | 1  | 0  | 0      | 0   | 0                  | 27   |
| 13  | Olivier Nkamhoua | 22:25 | 10-10 | 1-0 | 4-6  | 10       | 0     | 0  | 21 | 0  | 2  | 1      | 0   | 0                  | 29   |
| 3   | Uroch Plavsic    | 14:50 | 3-5   | 0-0 | 4-4  | 8        | 2     | 2  | 6  | 0  | 1  | 0      | 0   | 0                  | 4    |
| 4   | Tyrique Riley    | 05:29 | 1-7   | 1-4 | 0-0  | 1        | 3     | 4  | 3  | 2  | 0  | 0      | 0   | 0                  | 25   |
| 25  | Santiago Vescovi | 23:05 | 5-9   | 2-4 | 0-0  | 4        | 4     | 3  | 2  | 12 | 4  | 0      | 2   | 0                  | 28   |
| 0   | Jonas Aidoo      | 19:41 | 6-9   | 2-3 | 1-2  | 3        | 1     | 3  | 1  | 15 | 1  | 2      | 1   | 0                  | 2    |
| 5   | Zaka Ziegler     | 19:10 | 1-5   | 1-2 | 0-0  | 3        | 3     | 3  | 1  | 3  | 8  | 2      | 4   | 0                  | 1    |
| 15  | Jahmal Mashack   | 1     |       |     |      |          |       |    |    |    |    |        |     |                    |      |







**GAME 19**  
Columbia, S.C.  
Colonial Life Arena  
Jan. 21, 2023  
Jackson scores career-high 30; first 30-point game for a Gamecock freshman since 2010



**GAME 20**  
Gainesville, Fla.  
Exactech Arena  
Jan. 25, 2023  
Gray, Jackson II both have double-doubles to lead Carolina



**GAME 21**  
Athens, Ga.  
Stegeman Coliseum  
Jan. 28, 2023  
Bulldogs snapped a 12-game losing streak to the Gamecocks that dated back to Jan. 4, 2017

**COLUMBIA, S.C. (AP)** — Johni Broome had a season-high 27 points and 11 rebounds as No. 16 Auburn took control late in the opening half to run past struggling South Carolina 81-66 on Saturday.

Broome's performance helped the Tigers to their fifth straight win and offset a career-best 30 points from Gamecocks' freshman Gregory "GG" Jackson II.

The 6-foot-10 Broome took full advantage of South Carolina's undersized interior for the Tigers (16-3, 6-1 Southeastern Conference).

He hit 12 of his 17 shots in 30 minutes for his sixth double-double this season and fifth against an SEC opponent.

Auburn got out in front early, but the Gamecocks (8-11, 1-5) were still in the game despite shooting less than 20% from the floor and not hitting a field goal for more than five minutes in the first half. That's when the Tigers closed the half with a 12-3 run and eventually led by as many as 26 points in the final 20 minutes.

The Gamecocks finished a three-game homestand with three double-digit losses, all after a stunning win over Kentucky at Rupp Arena on Jan. 10. South Carolina has not led any SEC home game at any point this season.

Wendell Green Jr. had 16 points and Jaylin Williams had 12 for Auburn.

Meechie Johnson was South Carolina's only other player in double figures with 11 points.

**GAINESVILLE, Fla.** — Florida won for the fifth time in its last six SEC games Wednesday night, defeating South Carolina, 81-60. The Gators star big man, Colin Castleton, led the team with 18 points thanks to an efficient 7-of-10 shooting night on the team's home floor. Florida shot 47.0 percent (31-for-66) for the game.

The Gamecocks shot just 36.7 percent (22-of-60). It marked the team's fifth time shooting below 40 percent in seven conference games played this season.

Carolina trailed by just eight at the break, 34-26, as the team's exchanged buckets on both ends of the floor for portions of the opening 20 minutes. Junior forward Josh Gray was effective for the Gamecocks with seven points and five rebounds in the first half.

Florida used a 12-2 run to open up the second half that pushed its lead to 16, 46-30, with 16:30 to go. Carolina would cut it to 11 but 2 minutes later but the Gators used another big run to extend the lead to 25, 62-37, with just over 10 minutes to go.

Florida turned 15 Gamecock turnovers into 16 points and also scored 21 fastbreak points to Carolina's three.

Four of the Gators' starters scored in double figures alongside Castleton. They also got 15 points off the bench from Kowacic Reeves, who knocked down a trio of 3s.

Gray (11 points and 13 rebounds) and freshman forward Gregory "GG" Jackson II (20 points and 10 rebounds) each finished with a double-double for South Carolina. It marks the first time two Gamecocks had a double-double in the same game since Maik Kotsar and Keyshawn Bryant on Feb. 26, 2020 vs. Georgia in Columbia.

**ATHENS, Ga.** — Kario Oquendo scored all eight of Georgia's overtime points and the Bulldogs beat South Carolina 81-78 on Saturday, snapping a 12-game losing streak to the Gamecocks.

Jacobi Wright hit a 3-pointer to give the Gamecocks (8-13, 1-7 SEC) a two-point lead in overtime before Oquendo answered with a transition layup and four free throws for a four-point lead, Georgia's largest, with 2:25 remaining.

Trailing by two, South Carolina's Gregory "GG" Jackson missed the second of two free throws, Oquendo was fouled grabbing the rebound and he made 1 of 2 at the line. Jackson then missed a desperation turnaround 3-pointer that bounced off the back of the rim.

Oquendo made 10 of 15 from the line and finished with 16 points. Mardrez McBride made five 3-pointers and scored 17 points to lead Georgia (14-7, 4-4). Frank Anselme had 12 points and Terry Roberts 10.

Jackson scored 18 points with nine rebounds for the Gamecocks and Hayden Brown had 17 points and 10 rebounds before fouling out late in regulation. Wright made four 3-pointers and scored 13 points, Chico Carter Jr. hit four 3-pointers for his 12 points and Meechie Johnson added 11.

Georgia had not beaten South Carolina since March 11, 2016 in the SEC tournament and it didn't look like they would Saturday after trailing by 10 with 6 1/2 minutes left in regulation. But the Bulldogs tied it with a 10-0 run and a game with 13 lead changes and 10 ties remained tight.

**GAME 19**

Official Basketball Box Score - Final  
#1617 Auburn at South Carolina  
01/21/23 Colonial Life Arena, Columbia  
2023-24 Men's Basketball  
Game Time: 7:30 PM  
Game Duration: 1:58  
Attendance: 13,048  
Officials: Bert Linton, Rob Rhee, Lucas Santos

| #1617 Auburn - 81   |       | Record: 16-3 (6-1) |       |       |          |       |    |    |    |    |        | Shooting By Period |     |     |     |    |
|---------------------|-------|--------------------|-------|-------|----------|-------|----|----|----|----|--------|--------------------|-----|-----|-----|----|
| NO. Name            | Min   | FG                 | SP    | FT    | Rebounds | Fouls | TP | AS | TO | ST | Blocks | pts                | FG% | SP% | FT% |    |
|                     |       | M/A                | M/A   | M/A   | OR       | DR    | OR | DR | OR | DR | BB     |                    |     |     |     |    |
| 2 Jaylin Williams   | F     | 30:19              | 5-11  | 0-2   | 2-3      | 4     | 2  | 6  | 3  | 4  | 1      | 1                  | 1   | 0   | 1   | 16 |
| 4 Johni Broome      | F     | 30:19              | 12-17 | 0-0   | 3-3      | 2     | 9  | 11 | 1  | 4  | 27     | 0                  | 1   | 0   | 2   | 16 |
| 1 Wendell Green Jr. | G     | 31:02              | 5-11  | 1-4   | 5-7      | 0     | 2  | 1  | 5  | 16 | 12     | 4                  | 2   | 0   | 0   | 23 |
| 12 Zap-Jasper       | G     | 22:29              | 0-1   | 0-1   | 0-0      | 1     | 0  | 0  | 1  | 0  | 4      | 1                  | 0   | 1   | 0   | 0  |
| 22 Alex Flanagan    | G     | 23:04              | 3-7   | 0-2   | 2-2      | 2     | 8  | 10 | 1  | 1  | 3      | 0                  | 2   | 0   | 0   | 12 |
| 0 K.D. Johnson      | F     | 17:31              | 1-4   | 0-0   | 0-1      | 1     | 4  | 1  | 2  | 0  | 0      | 0                  | 0   | 0   | 0   | 2  |
| 44 Dylan Cardwell   | 09:30 | 1-1                | 0-0   | 0-0   | 0-0      | 2     | 1  | 2  | 0  | 0  | 0      | 0                  | 0   | 0   | 0   | 2  |
| 3 Trey Donaldson    | 06:58 | 0-4                | 0-1   | 1-2   | 0        | 1     | 2  | 1  | 1  | 1  | 1      | 1                  | 0   | 0   | 0   | 0  |
| 24 Lor Berman       | 07:58 | 0-1                | 0-1   | 1-2   | 0        | 2     | 2  | 1  | 0  | 1  | 0      | 0                  | 0   | 0   | 0   | 0  |
| 21 Yohann Traore    | 09:41 | 3-6                | 2-5   | 0-2   | 0        | 1     | 0  | 1  | 0  | 0  | 0      | 0                  | 0   | 0   | 0   | 0  |
| Team                |       |                    |       |       |          |       |    |    |    |    |        |                    |     |     |     |    |
| Totals              |       | 30:40              | 3-17  | 18-25 | 10       | 25    | 35 | 16 | 23 | 61 | 20     | 9                  | 8   | 4   | 2   | 15 |

Technical Fouls: NONE

| South Carolina - 66         |       | Record: 8-11 (1-5) |       |       |          |       |    |    |    |    |        | Shooting By Period |     |     |     |    |
|-----------------------------|-------|--------------------|-------|-------|----------|-------|----|----|----|----|--------|--------------------|-----|-----|-----|----|
| NO. Name                    | Min   | FG                 | SP    | FT    | Rebounds | Fouls | TP | AS | TO | ST | Blocks | pts                | FG% | SP% | FT% |    |
|                             |       | M/A                | M/A   | M/A   | OR       | DR    | OR | DR | OR | DR | BB     |                    |     |     |     |    |
| 10 Hayden Brown             | F     | 19:29              | 1-4   | 1-3   | 4-6      | 1     | 2  | 3  | 4  | 3  | 2      | 5                  | 0   | 3   | 0   | 2  |
| 23 Gregory "GG" Jackson II  | F     | 33:37              | 10-21 | 4-8   | 6-8      | 3     | 5  | 8  | 2  | 4  | 30     | 0                  | 2   | 1   | 2   | 1  |
| 1 Jacobi Wright             | G     | 18:18              | 0-1   | 0-0   | 0-0      | 0     | 2  | 1  | 1  | 0  | 0      | 0                  | 0   | 0   | 0   | 0  |
| 2 Chico Carter Jr.          | G     | 09:22              | 3-6   | 1-2   | 1-2      | 2     | 5  | 1  | 0  | 0  | 0      | 2                  | 0   | 0   | 0   | 15 |
| 5 Meechie Johnson           | G     | 37:57              | 2-11  | 1-9   | 6-6      | 0     | 6  | 6  | 3  | 3  | 11     | 5                  | 0   | 0   | 0   | 1  |
| 33 Zach Gray                | 21:02 | 2-4                | 0-0   | 2-2   | 5        | 3     | 8  | 1  | 2  | 6  | 0      | 0                  | 0   | 0   | 0   | 12 |
| 12 Zachary Davis            | 19:05 | 1-4                | 0-2   | 0-0   | 0-0      | 1     | 2  | 1  | 1  | 0  | 0      | 0                  | 0   | 0   | 0   | 3  |
| 31 Benjamin Bosmans-Verdonk | 06:13 | 0-0                | 0-0   | 0-0   | 0-0      | 2     | 2  | 2  | 1  | 0  | 0      | 0                  | 0   | 0   | 0   | 0  |
| 0 K.D. Johnson              | 04:57 | 1-3                | 0-0   | 0-0   | 0-0      | 1     | 1  | 1  | 1  | 0  | 0      | 0                  | 0   | 0   | 0   | 0  |
| Team                        |       |                    |       |       |          |       |    |    |    |    |        |                    |     |     |     |    |
| Totals                      |       | 20:56              | 7-28  | 19-24 | 12       | 23    | 35 | 23 | 35 | 61 | 8      | 14                 | 5   | 2   | 4   | 15 |

Technical Fouls: NONE

| Biggest lead               |                           | Points from Turnovers |                            | Period by Period Scoring |     |
|----------------------------|---------------------------|-----------------------|----------------------------|--------------------------|-----|
| AUB                        | USC                       | AUB                   | USC                        | 1st                      | 2nd |
| 26 (2 <sup>nd</sup> 16:16) | 0 (1 <sup>st</sup> 20:00) | 22                    | 5                          | 38                       | 20  |
| Best Scoring Run           | 7 (1 <sup>st</sup> 17:09) | 0                     | 12 (1 <sup>st</sup> 10:30) | AUB                      | 39  |
| Lead Changes               | 0                         | 2                     | 7                          | USC                      | 42  |
| Times Tied                 | 1                         | Fast Breaks           | 27                         | 9                        | 81  |
| Time with Lead             | 38:40                     | Bench                 | 14                         | 10                       | 66  |

**GAME 20**

Official Basketball Box Score - Final  
South Carolina at Florida  
01/25/23 Exactech Arena at Stephen C. O'Connell Center, Gainesville  
2023-24 Men's Basketball  
Game Time: 7:30 PM  
Game Duration: 2:18  
Attendance: 11,533  
Officials: Tony Greene, Owen Shortt, Keith Komba

| South Carolina - 60         |       | Record: 12-8 (1-6) |      |       |          |       |    |    |    |    |        | Shooting By Period |     |     |     |    |
|-----------------------------|-------|--------------------|------|-------|----------|-------|----|----|----|----|--------|--------------------|-----|-----|-----|----|
| NO. Name                    | Min   | FG                 | SP   | FT    | Rebounds | Fouls | TP | AS | TO | ST | Blocks | pts                | FG% | SP% | FT% |    |
|                             |       | M/A                | M/A  | M/A   | OR       | DR    | OR | DR | OR | DR | BB     |                    |     |     |     |    |
| 10 Hayden Brown             | F     | 08:59              | 1-3  | 0-1   | 0-0      | 0     | 1  | 1  | 0  | 0  | 0      | 0                  | 0   | 0   | 0   | 2  |
| 23 Gregory "GG" Jackson II  | F     | 31:42              | 7-18 | 1-3   | 5-8      | 2     | 8  | 10 | 1  | 7  | 20     | 2                  | 2   | 1   | 1   | 11 |
| 1 Jacobi Wright             | G     | 25:31              | 1-7  | 0-1   | 0-0      | 0     | 1  | 1  | 0  | 0  | 2      | 2                  | 0   | 1   | 0   | 2  |
| 2 Chico Carter Jr.          | G     | 31:08              | 5-8  | 2-3   | 0-0      | 0     | 2  | 2  | 0  | 0  | 12     | 0                  | 1   | 0   | 0   | 11 |
| 5 Meechie Johnson           | G     | 29:56              | 1-7  | 1-4   | 0-0      | 0     | 1  | 2  | 0  | 0  | 3      | 0                  | 0   | 0   | 0   | 3  |
| 33 Zachary Gray             | 20:39 | 4-8                | 0-0  | 3-7   | 5        | 13    | 3  | 6  | 11 | 0  | 0      | 0                  | 0   | 0   | 0   | 11 |
| 12 Zachary Davis            | 15:50 | 0-1                | 0-1  | 2-2   | 2        | 1     | 2  | 1  | 2  | 0  | 0      | 0                  | 0   | 0   | 0   | 0  |
| 31 Benjamin Bosmans-Verdonk | 09:38 | 0-1                | 0-0  | 0-0   | 0        | 1     | 1  | 1  | 0  | 0  | 0      | 0                  | 0   | 0   | 0   | 0  |
| 30 Daniel Hawkins-Sanford   | 09:14 | 2-3                | 0-0  | 0-0   | 1        | 1     | 2  | 1  | 0  | 4  | 1      | 1                  | 0   | 0   | 0   | 5  |
| 44 Ford Cooper Jr.          | 08:11 | 1-1                | 1-1  | 0-0   | 0        | 2     | 2  | 0  | 0  | 0  | 0      | 0                  | 0   | 0   | 0   | 0  |
| 4 Troy Vaughn Minott        | 03:38 | 0-0                | 0-0  | 1-2   | 0        | 1     | 1  | 0  | 1  | 0  | 0      | 0                  | 0   | 0   | 0   | 0  |
| 14 Eli Sparkman             | 02:47 | 0-0                | 0-0  | 0-0   | 0        | 2     | 2  | 0  | 0  | 0  | 0      | 0                  | 0   | 0   | 0   | 0  |
| 21 Jai Von Benson           | 02:47 | 0-2                | 0-0  | 0-0   | 0        | 1     | 1  | 0  | 0  | 0  | 0      | 0                  | 0   | 0   | 0   | 0  |
| Team                        |       |                    |      |       |          |       |    |    |    |    |        |                    |     |     |     |    |
| Totals                      |       | 22:40              | 5-14 | 11-19 | 12       | 29    | 45 | 16 | 15 | 60 | 8      | 15                 | 5   | 4   | 9   | 21 |

Technical Fouls: NONE

| Florida - 81        |       | Record: 13-8 (5-3) |       |       |          |       |    |    |    |    |        | Shooting By Period |     |     |     |    |
|---------------------|-------|--------------------|-------|-------|----------|-------|----|----|----|----|--------|--------------------|-----|-----|-----|----|
| NO. Name            | Min   | FG                 | SP    | FT    | Rebounds | Fouls | TP | AS | TO | ST | Blocks | pts                | FG% | SP% | FT% |    |
|                     |       | M/A                | M/A   | M/A   | OR       | DR    | OR | DR | OR | DR | BB     |                    |     |     |     |    |
| 12 Colin Castleton  | F     | 21:55              | 7-10  | 0-1   | 4-5      | 1     | 2  | 3  | 4  | 18 | 3      | 2                  | 0   | 4   | 0   | 27 |
| 0 Myson Jones       | G     | 33:10              | 3-10  | 0-5   | 5-5      | 3     | 7  | 10 | 1  | 2  | 9      | 6                  | 0   | 1   | 0   | 13 |
| 1 Kyle Richard      | G     | 27:08              | 2-9   | 2-7   | 4-4      | 1     | 6  | 7  | 0  | 10 | 2      | 1                  | 1   | 1   | 0   | 20 |
| 11 Kyle Lottin      | G     | 30:13              | 5-7   | 0-2   | 0-0      | 3     | 3  | 3  | 1  | 0  | 0      | 3                  | 0   | 0   | 0   | 30 |
| 34 Riley Lottin     | G     | 26:32              | 6-9   | 2-4   | 0-2      | 0     | 1  | 1  | 2  | 14 | 0      | 0                  | 0   | 0   | 0   | 3  |
| 14 Kowacic Reeves   | 21:19 | 6-12               | 3-7   | 0-1   | 0        | 4     | 4  | 0  | 11 | 15 | 0      | 0                  | 0   | 0   | 0   | 17 |
| 33 Jason Jitchoh    | 14:48 | 2-4                | 0-0   | 1-2   | 0        | 2     | 5  | 1  | 5  | 0  | 1      | 0                  | 0   | 0   | 0   | 3  |
| 2 Trey Boham        | 12:31 | 0-3                | 0-2   | 0-0   | 0        | 3     | 3  | 0  | 0  | 0  | 0      | 0                  | 0   | 0   | 0   | 0  |
| 4 Nies Lane         | 05:30 | 0-0                | 0-0   | 0-0   | 0        | 0     | 0  | 0  | 0  | 0  | 0      | 0                  | 0   | 0   | 0   | 0  |
| 10 Aleks Szymczyk   | 02:12 | 0-1                | 0-1   | 0-0   | 0        | 0     | 0  | 0  | 0  | 0  | 0      | 0                  | 0   | 0   | 0   | 0  |
| 10 Denzel Abernethy | 01:58 | 0-1                | 0-0   | 0-0   | 0        | 0     | 0  | 0  | 0  | 0  | 0      | 0                  | 0   | 0   | 0   | 0  |
| 20 Jack May         | 00:52 | 0-0                | 0-0   | 0-0   | 0        | 0     | 0  | 0  | 0  | 0  | 0      | 0                  | 0   | 0   | 0   | 0  |
| 21 Alex Klasky      | 00:52 | 0-0                | 0-0   | 0-0   | 0        | 0     | 0  | 0  | 0  | 0  | 0      | 0                  | 0   | 0   | 0   | 0  |
| Team                |       |                    |       |       |          |       |    |    |    |    |        |                    |     |     |     |    |
| Totals              |       | 31:46              | 17-27 | 12-17 | 6        | 30    | 18 | 15 | 8  | 21 | 5      | 10                 | 9   | 4   | 21  |    |

Technical Fouls: NONE

| Biggest lead              |                           | Points from Turnovers |                           | Period by Period Scoring |     |
|---------------------------|---------------------------|-----------------------|---------------------------|--------------------------|-----|
| FLA                       | SC                        | FLA                   | SC                        | 1st                      | 2nd |
| 0 (1 <sup>st</sup> 20:00) | 0 (1 <sup>st</sup> 20:00) | 22                    | 5                         | 38                       | 20  |
| Best Scoring Run          | 8 (2 <sup>nd</sup> 2:47)  | 0                     | 12 (1 <sup>st</sup> 6:34) | AUB                      | 39  |
| Lead Changes              | 0                         | 2                     | 7                         | USC                      | 42  |
| Times Tied                | 0                         | Fast Breaks           | 21                        | 9                        | 81  |
| Time with Lead            | 00:00                     | Bench                 | 21                        | 20                       | 66  |

**GAME 21**

Official Basketball Box Score - Final  
South Carolina at Georgia  
01/28/23 Stegeman Coliseum, Athens  
2023-24 Men's Basketball  
Game Time: 7:30 PM  
Game Duration: 2:25  
Attendance: 10,533  
Officials: Anthony Jordan, Todd Austin, Jason Barber

| South Carolina - 78 |  | Record: 8-13 (1-7 |  |  |  |  |  |  |  |  |  |
|---------------------|--|-------------------|--|--|--|--|--|--|--|--|--|
|---------------------|--|-------------------|--|--|--|--|--|--|--|--|--|



**51**

**66**

**GAME 22**  
Columbia, S.C.  
Colonial Life Arena  
Jan. 31, 2023  
*Carolina has lost six-straight games in conference play*

**63**

**65**

**GAME 23**  
Columbia, S.C.  
Colonial Life Arena  
Feb. 4, 2023  
*Gray scores 20 points and pulls down 14 rebounds (both career highs)*

**74**

**83**

**GAME 24**  
Columbia, Mo.  
Mizzou Arena  
Feb. 7, 2023  
*Jackson II scores game high 23 off bench ; Mizzou sinks 12 3s*

**COLUMBIA, S.C.** – Shakeel Moore scored a career-high 22 points, Tolu Smith had 15 points and eight rebounds and Mississippi State beat South Carolina 66-51 on Tuesday night for its second SEC victory of the season.

Mississippi State (14-8, 2-7), which was coming off an 81-74 victory over No. 11 TCU behind Smith's career-high 27 points and 13 rebounds, posted back-to-back victories for the first time since opening the season 11-0.

Mississippi State closed the first half on an 11-4 run and opened the second by scoring six straight points for a 38-26 lead. The Bulldogs extended it to 66-46 after making seven straight shots and holding South Carolina without a field goal for four-plus minutes.

Gregory "GG" Jackson II led South Carolina with 15 points. Meechie Johnson also scored in double figures with 13.

Carolina shot just 34.0 percent (18-53) for the game. MSU shot 52.9 percent (27-51), including 61.9 percent (13-21) in the second half.

**COLUMBIA, S.C.** — Jalen Graham came off the bench to score 16 points and Arkansas held off South Carolina 65-63 on Saturday.

Graham sank 8 of 10 shots from the floor for the Razorbacks (16-7, 5-5 Southeastern Conference), who earned their first true road win of the season. Davonte Davis hit 7-3 three-pointers and scored 15. Anthony Black totaled 13 points six rebounds, four assists and two blocks. Ricky Council IV scored 10.

Josh Gray scored a career-high 20 points — 11 more than his previous best — for the Gamecocks (8-15, 1-9), who have lost seven straight. Gray matched his career best with 14 rebounds — set last time out in a loss to Mississippi State. Meechie Johnson also scored 20, sinking 5 of 8 shots from 3-point range. Hayden Brown added 10 points. Five players did all the scoring for the Gamecocks.

Graham had 12 points on 6-of-7 shooting and Davis buried a 3-pointer with 18 seconds left to send the Razorbacks into halftime with a 36-27 lead. Arkansas shot 57.7% from the floor before intermission (15 of 26).

The Razorbacks took their biggest lead at 47-35 on a jumper by Council with 14:05 left to play. Johnson sandwiched two 3-pointers around a Jacobi Wright layup — off a steal by Johnson — to pull the Gamecocks within 58-57 at the 5:09 mark. Gray followed with two free throws and South Carolina went ahead for the first time since leading 10-9.

Arkansas regained the lead with 2:53 remaining on two free throws from Black after he grabbed an offensive rebound and was fouled by Gray. Gray scored twice on dunks, but Council and Black answered with layups and the Razorbacks led 64-63 with 1:21 to go.

**COLUMBIA, Mo. (AP)** — Kobe Brown scored 19 points to lead four in double figures as Missouri rolled past South Carolina 83-74 on Tuesday night.

Missouri (18-6, 6-5 SEC), which rebounded from a 63-52 loss at Mississippi State, has won four of its last five games while South Carolina (8-16, 1-10) has lost eight straight.

Brown also made two 3-pointers to go with eight rebounds and six assists for the Tigers, who shot 51% overall, made 12 of 25 from long range and 17 of 21 free throws. Sean East II added 15 points, Nick Honor had 14 and D'Moi Hodge 12 on four 3-pointers.

Gregory Jackson II scored 23 points on 8-of-12 shooting for South Carolina. Hayden Brown added 19 points and Jacobi Wright had 11. The Gamecocks shot 52% from the floor but 13 of 21 (62%) from the free-throw line.

Missouri took the lead for good early in the second half and pulled away with a 12-3 run for a 78-66 lead with 2:43 to play. East and Honor each made a 3-pointer during the stretch.

Missouri is 17-0 when scoring at least 70 points.

South Carolina plays at Mississippi and Missouri is at Tennessee in Saturday games.

**GAME 22**

Official Basketball Box Score - Final  
**Mississippi St. at South Carolina**  
01/01/23 Colonial Life Arena, Columbia  
2023-24 Men's Basketball

Game Time: 0:00:00  
Game Duration: 1:52  
Attendance: 11,559

Officials: Pat Adams, Joe Lindsay, Orlando Potts

| Record: 144 (2-7) |                    |     |       |      |     |          |       |    |    |    |    |        |
|-------------------|--------------------|-----|-------|------|-----|----------|-------|----|----|----|----|--------|
| NO.               | Name               | Min | FG    | 3P   | FT  | Rebounds | Fouls | TP | AS | TO | ST | Blocks |
|                   |                    |     | M/A   | M/A  | M/A | OR       | DR    | PF | FF | RD | BS | BLK    |
| 0                 | D.J. Jeffries      | F   | 2:21  | 2-6  | 1-3 | 2-2      | 0     | 4  | 2  | 3  | 7  | 1      |
| 1                 | Tolu Smith         | F   | 23:23 | 6-10 | 0-0 | 3-4      | 2     | 6  | 8  | 1  | 14 | 15     |
| 4                 | Cameron Matthews   | F   | 26:33 | 3-6  | 0-1 | 2-3      | 2     | 1  | 3  | 1  | 2  | 8      |
| 5                 | Shakeel Moore      | F   | 28:37 | 8-11 | 2-4 | 2-3      | 0     | 4  | 3  | 4  | 3  | 4      |
| 10                | Dashawn Davis      | G   | 34:11 | 1-4  | 0-2 | 0-0      | 2     | 4  | 3  | 0  | 0  | 16     |
| 13                | Will McKlar Jr.    | F   | 18:37 | 0-1  | 0-0 | 0-0      | 1     | 4  | 5  | 0  | 0  | 1      |
| 11                | Eric Reed, Jr.     | F   | 12:51 | 0-2  | 0-1 | 0-0      | 2     | 2  | 0  | 1  | 0  | 3      |
| 14                | Tyler Stevenson    | F   | 17:26 | 0-10 | 0-0 | 0-0      | 2     | 2  | 2  | 1  | 0  | 2      |
| 20                | Shawn Jones, Jr.   | F   | 01:58 | 0-1  | 0-1 | 0-0      | 0     | 0  | 2  | 0  | 0  | 0      |
| 21                | Martavious Russell | F   | 05:49 | 0-0  | 0-0 | 0-0      | 0     | 0  | 0  | 0  | 0  | 0      |
| Team              |                    |     | 0     | 1    | 1   | 0        | 0     | 0  | 0  | 0  | 0  | 0      |
| Totals            |                    |     | 27:51 | 3-12 | 0-2 | 13       | 22    | 33 | 14 | 15 | 66 | 18     |

Shooting By Period  
1st FG%: 14.3% 46.7%  
2nd FG%: 17.1% 14.3%  
3rd FG%: 3.3% 100%  
4th FG%: 15.2% 61.9%  
5th FG%: 2.5% 40.9%  
FT%: 69.6%  
GMFG%: 25.6% 52.9%  
SPT%: 3-12 25.0%  
FTS: 13-22 59.1%

Dead Ball Rebounds: 2, 1

Technical Fouls: NONE

Official Basketball Box Score - Final  
**South Carolina - 51**  
01/01/23 Colonial Life Arena, Columbia  
2023-24 Men's Basketball

Game Time: 0:00:00  
Game Duration: 1:52  
Attendance: 11,559

Officials: Pat Adams, Joe Lindsay, Orlando Potts

| Record: 8-15 (1-9) |                           |     |       |      |      |          |       |    |    |    |    |        |
|--------------------|---------------------------|-----|-------|------|------|----------|-------|----|----|----|----|--------|
| NO.                | Name                      | Min | FG    | 3P   | FT   | Rebounds | Fouls | TP | AS | TO | ST | Blocks |
|                    |                           |     | M/A   | M/A  | M/A  | OR       | DR    | PF | FF | RD | BS | BLK    |
| 10                 | Hayden Brown              | F   | 32:43 | 3-8  | 1-4  | 1-5      | 1     | 5  | 1  | 5  | 8  | 0      |
| 23                 | Gregory "GG" Jackson II   | F   | 27:09 | 4-14 | 3-7  | 4-7      | 0     | 0  | 0  | 0  | 0  | 1      |
| 33                 | Josh Gray                 | G   | 21:28 | 3-6  | 0-0  | 8        | 14    | 4  | 2  | 6  | 3  | 1      |
| 2                  | Chico Carter, Jr.         | G   | 02:25 | 0-0  | 0-0  | 0        | 0     | 0  | 1  | 0  | 0  | 0      |
| 5                  | Meechie Johnson           | G   | 36:47 | 4-12 | 3-7  | 2-2      | 1     | 2  | 2  | 13 | 1  | 7      |
| 31                 | Benjamin Bosmans-Venkovic | F   | 13:30 | 0-0  | 0-0  | 0-0      | 2     | 2  | 2  | 0  | 0  | 1      |
| 1                  | Jacobi Wright             | F   | 29:56 | 3-10 | 1-4  | 0-0      | 1     | 1  | 3  | 0  | 2  | 1      |
| 12                 | Zachary Davis             | F   | 13:38 | 1-1  | 0-0  | 0-0      | 1     | 2  | 1  | 1  | 0  | 0      |
| 44                 | Ford Cooper Jr.           | F   | 13:22 | 0-2  | 0-2  | 0-0      | 0     | 0  | 0  | 1  | 0  | 0      |
| Team               |                           |     | 0     | 1    | 1    | 0        | 0     | 0  | 0  | 0  | 0  | 0      |
| Totals             |                           |     | 18:53 | 0-24 | 7-14 | 13       | 24    | 27 | 15 | 14 | 1  | 4      |

Shooting By Period  
1st FG%: 9.2% 34.6%  
2nd FG%: 4.1% 33.3%  
3rd FG%: 4.7% 57.1%  
4th FG%: 9.2% 33.3%  
5th FG%: 4.1% 33.3%  
FT%: 3-7 42.9%  
GMFG%: 18.5% 34.0%  
SPT%: 9-24 37.5%  
FTS: 7-14 50.0%

Dead Ball Rebounds: 5, 0

Technical Fouls: NONE

| Biggest lead              |                            | Turnovers                 |     | Points from   |     | Period by Period Scoring |     |
|---------------------------|----------------------------|---------------------------|-----|---------------|-----|--------------------------|-----|
| MSU                       | USC                        | 1st                       | 2nd | 1st           | 2nd | 1st                      | 2nd |
| 20 (2 <sup>nd</sup> 2:07) | 11 (1 <sup>st</sup> 14:37) | 21                        | 11  | MSU           | 32  | 34                       | 66  |
| Best Scoring Run          | 7 (1 <sup>st</sup> 10:13)  | 7 (1 <sup>st</sup> 14:37) |     | Second Chance | 12  | 19                       |     |
| Lead Changes              | 7                          |                           |     | Fast Breaks   | 19  | 2                        |     |
| Times Tied                | 6                          |                           |     | Bench         | 12  | 9                        |     |
| Time with Lead            | 28:51                      | 06:45                     |     |               |     |                          |     |



**GAME 23**

Official Basketball Box Score - Final  
**Arkansas at South Carolina**  
02/04/23 Colonial Life Arena, Columbia  
2023-24 Men's Basketball

Game Time: 0:00:00  
Game Duration: 1:59  
Attendance: 11,559

Officials: Mic Nance, W Howard, Lucas Sants

| Record: 16-7 (5-5) |                  |     |       |      |      |          |       |    |    |    |    |        |
|--------------------|------------------|-----|-------|------|------|----------|-------|----|----|----|----|--------|
| NO.                | Name             | Min | FG    | 3P   | FT   | Rebounds | Fouls | TP | AS | TO | ST | Blocks |
|                    |                  |     | M/A   | M/A  | M/A  | OR       | DR    | PF | FF | RD | BS | BLK    |
| 15                 | Maki Mitchell    | F   | 05:01 | 1-2  | 0-0  | 1        | 1     | 2  | 0  | 0  | 0  | 0      |
| 22                 | Maki Mitchell    | F   | 19:31 | 2-5  | 0-0  | 1        | 3     | 4  | 2  | 5  | 0  | 0      |
| 0                  | Anthony Black    | G   | 40:00 | 4-10 | 1-1  | 5        | 6     | 3  | 4  | 13 | 4  | 2      |
| 1                  | Ricky Council IV | G   | 40:00 | 4-10 | 3-3  | 2-2      | 3     | 3  | 2  | 10 | 3  | 0      |
| 4                  | Davonte Davis    | G   | 40:00 | 5-12 | 1-2  | 9        | 4     | 4  | 3  | 15 | 2  | 3      |
| 13                 | Jordan Walsh     | F   | 32:32 | 2-6  | 0-1  | 0-0      | 6     | 4  | 0  | 2  | 1  | 1      |
| 11                 | Jalen Graham     | F   | 21:30 | 8-10 | 0-0  | 1        | 2     | 2  | 0  | 16 | 1  | 3      |
| 20                 | Kamani Johnson   | F   | 01:07 | 0-0  | 0-0  | 0        | 0     | 0  | 0  | 0  | 0  | 0      |
| Team               |                  |     | 0     | 1    | 1    | 0        | 0     | 0  | 0  | 0  | 0  | 0      |
| Totals             |                  |     | 26:55 | 4-15 | 0-10 | 13       | 22    | 14 | 13 | 63 | 11 | 3      |

Shooting By Period  
1st FG%: 15.8% 57.1%  
2nd FG%: 3.5% 40.0%  
3rd FG%: 4.5% 80%  
4th FG%: 11.2% 37.9%  
5th FG%: 2.0% 20.0%  
FT%: 5.8% 62.5%  
GMFG%: 25.5% 47.3%  
SPT%: 4-15 26.7%  
FTS: 3-5 60.0%

Dead Ball Rebounds: 1, 0

Technical Fouls: NONE

Official Basketball Box Score - Final  
**South Carolina - 63**  
02/04/23 Colonial Life Arena, Columbia  
2023-24 Men's Basketball

Game Time: 0:00:00  
Game Duration: 1:59  
Attendance: 11,559

Officials: Mic Nance, W Howard, Lucas Sants

| Record: 8-15 (1-9) |                           |     |       |      |      |          |       |    |    |    |    |        |
|--------------------|---------------------------|-----|-------|------|------|----------|-------|----|----|----|----|--------|
| NO.                | Name                      | Min | FG    | 3P   | FT   | Rebounds | Fouls | TP | AS | TO | ST | Blocks |
|                    |                           |     | M/A   | M/A  | M/A  | OR       | DR    | PF | FF | RD | BS | BLK    |
| 10                 | Hayden Brown              | F   | 33:58 | 4-13 | 0-3  | 2-4      | 3     | 1  | 4  | 3  | 4  | 0      |
| 23                 | Gregory "GG" Jackson II   | F   | 33:01 | 3-8  | 2-3  | 1-2      | 7     | 7  | 2  | 9  | 0  | 1      |
| 33                 | Josh Gray                 | G   | 26:37 | 3-14 | 0-1  | 2-4      | 7     | 14 | 2  | 3  | 20 | 1      |
| 0                  | Chico Carter, Jr.         | G   | 18:19 | 0-3  | 0-1  | 0-0      | 0     | 0  | 0  | 1  | 0  | 4      |
| 5                  | Meechie Johnson           | G   | 33:07 | 6-13 | 5-8  | 3-4      | 3     | 3  | 3  | 20 | 4  | 0      |
| 31                 | Benjamin Bosmans-Venkovic | F   | 12:38 | 0-0  | 0-0  | 0-0      | 2     | 2  | 4  | 0  | 0  | 1      |
| 1                  | Jacobi Wright             | F   | 27:33 | 2-5  | 0-1  | 0-0      | 1     | 1  | 2  | 4  | 0  | 0      |
| 12                 | Zachary Davis             | F   | 13:14 | 0-2  | 0-0  | 0-0      | 0     | 0  | 0  | 2  | 1  | 0      |
| 20                 | Daniel Hawkins-Stanford   | F   | 01:34 | 0-0  | 0-0  | 0-0      | 0     | 0  | 0  | 0  | 0  | 0      |
| Team               |                           |     | 0     | 1    | 1    | 0        | 1     | 1  | 0  | 0  | 0  | 0      |
| Totals             |                           |     | 24:58 | 7-19 | 0-14 | 13       | 21    | 34 | 13 | 14 | 12 | 10     |

Shooting By Period  
1st FG%: 10.3% 33.3%  
2nd FG%: 2.8% 25.0%  
3rd FG%: 5.8% 62.5%  
4th FG%: 14.2% 50.0%  
5th FG%: 5.1% 45.5%  
FT%: 3-8 37.5%  
GMFG%: 24.8% 41.4%  
SPT%: 7-19 36.8%  
FTS: 8-14 57.1%

Dead Ball Rebounds: 5, 1

Technical Fouls: NONE

| Biggest lead               |                            | Turnovers                 |     | Points from   |     | Period by Period Scoring |     |
|----------------------------|----------------------------|---------------------------|-----|---------------|-----|--------------------------|-----|
| ARK                        | USC                        | 1st                       | 2nd | 1st           | 2nd | 1st                      | 2nd |
| 13 (2 <sup>nd</sup> 17:42) | 11 (1 <sup>st</sup> 16:55) | 21                        | 18  | ARK           | 38  | 29                       | 65  |
| Best Scoring Run           | 8 (1 <sup>st</sup> 10:05)  | 10 (2 <sup>nd</sup> 4:03) |     | Fast Breaks   | 8   | 8                        |     |
| Lead Changes               | 12                         |                           |     | Second Chance | 10  | 12                       |     |
| Times Tied                 | 5                          |                           |     | Bench         | 8   | 8                        |     |
| Time with Lead             | 34:27                      | 03:45                     |     |               |     |                          |     |



**GAME 24**

Official Basketball Box Score - Final  
**South Carolina at Missouri**  
02/07/23 Mizzou Arena, Columbia  
2023-24 Men's Basketball

Game Time: 0:00:00  
Game Duration: 2:15  
Attendance: 8,338

Officials: Chuck Jones, Anthony Jordan, James Bradley

| Record: 8-16 (1-10) |                           |     |       |       |       |          |       |    |    |    |    |        |
|---------------------|---------------------------|-----|-------|-------|-------|----------|-------|----|----|----|----|--------|
| NO.                 | Name                      | Min | FG    | 3P    | FT    | Rebounds | Fouls | TP | AS | TO | ST | Blocks |
|                     |                           |     | M/A   | M/A   | M/A   | OR       | DR    | PF | FF | RD | BS | BLK    |
| 10                  | Hayden Brown              | F   | 35:03 | 8-16  | 0-3   | 3-5      | 3     | 6  | 2  | 3  | 19 | 3      |
| 33                  | Josh Gray                 | G   | 22:27 | 3-3   | 0-0   | 3-4      | 5     | 2  | 7  | 1  | 9  | 0      |
| 1                   | Jacobi Wright             | G   | 32:51 | 3-6   | 2-4   | 3-4      | 0     | 1  | 2  | 2  | 1  | 1      |
| 2                   | Chico Carter, Jr.         | G   | 03:33 | 1-3   | 0-0   | 0        | 4     | 4  | 2  | 0  | 14 | 0      |
| 5                   | Meechie Johnson           | G   | 35:17 | 3-8   | 3-8   | 1        | 4     | 5  | 2  | 2  | 5  | 2      |
| 31                  | Benjamin Bosmans-Venkovic | F   | 14:46 | 0-1   | 0-0   | 0-0      | 2     | 3  | 0  | 0  | 1  | 0      |
| 23                  | Gregory "GG" Jackson II   | F   | 28:30 | 6-12  | 3-6   | 4-7      | 2     | 2  | 2  | 6  | 23 | 0      |
| 12                  | Zachary Davis             | F   | 04:33 | 0-1   | 0-1   | 0-0      | 0     | 0  | 0  | 0  | 0  | 0      |
| Team                |                           |     | 0     | 1     | 1     | 0        | 0     | 0  | 0  | 0  | 0  | 0      |
| Totals              |                           |     | 26:50 | 12-25 | 13-21 | 12       | 16    | 28 | 17 | 15 | 23 | 12     |

Shooting By Period  
1st FG%: 14.0% 56.0%  
2nd FG%: 5-13 38.5%  
3rd FG%: 4.5% 80%  
4th FG%: 12.0% 48.0%  
5th FG%: 4-12 33.3%  
FT%: 4-12 33.3%  
GMFG%: 9-16 56.3%  
SPT%: 25-50 50.0%  
FTS: 9-25 36.0%  
FTS: 13-21 61.9%

Dead Ball Rebounds: 2, 0

Technical Fouls: NONE

Official Basketball Box Score - Final  
**Missouri - 83**  
02/07/23 Mizzou Arena, Columbia  
2023-24

**64**

**61**

**GAME 25**  
 Oxford, Miss.  
 Colonial Life Arena  
 Feb. 11, 2023  
*Wright scores career-high 17 in just fourth win all-time for program in Oxford*

**64**

**75**

**GAME 26**  
 Columbia, S.C.  
 Colonial Life Arena  
 Feb. 14, 2023  
*Meechie Johnson led South Carolina with 19 points*

**82**

**73**

**GAME 27**  
 Baton Rouge, La.  
 Pete Maravich Assembly Center  
 Feb. 18, 2023  
*Gamecocks pickup first win at LSU since 2017 while sinking season-high 15 3s*

**OXFORD, Miss. (AP)** — Meechie Johnson made a three-point play and Jacobi Wright drilled a 3-pointer from the corner with 44 seconds left to lift South Carolina past Ole Miss, 64-61 on Saturday.

Ole Miss hit 6 of 14 shots from behind the 3-point arc in the first half but went 0-9 over the final 20 minutes and missed opportunities to close out a win. With a two-point lead and 2:24 to play the Rebels worked for an open look and found Myles Burns with an open lane to the basket. He could not get his open look to fall and, after Chico Carter Jr. was whistled for an intentional foul, Burns missed both free throws.

Tye Fagan hit two free throws with 1:31 left to give Ole Miss a four-point lead, 59-55, Johnson drove the lane for a layup and added a free throw to get the Gamecocks within one, and after Fagan turned it over, Wright buried a wide-open 3-pointer to take the lead. Johnson added 3 of 4 from the line to put the game out of reach and Fagan added a layup with a second left for the final margin.

Hayden Brown scored 18 points to lead South Carolina (9-16, 2-10 Southeastern Conference). Wright hit 3 of 5 from distance and scored 17 points with five boards and four assists. Johnson contributed 13 points.

Fagan led Ole Miss (10-15, 2-10) with 17 points. Robert Allen finished with 10 points and seven rebounds.

Mississippi plays at Florida Wednesday. South Carolina travels to face Vanderbilt Tuesday.

**COLUMBIA, S.C. (AP)** — Liam Robbins scored 24 points and grabbed eight rebounds, Ezra Manjon added 15 points and Vanderbilt beat South Carolina 75-64 on Tuesday night for its fourth straight conference victory.

Vanderbilt (14-12, 7-6 SEC) has its first four-game winning streak in SEC play since the 2016-17 season. The win also gave the Commodores their first season sweep of South Carolina since 2013.

Tyrin Lawrence had 11 points and Myles Stute scored 10 for Vanderbilt.

Vanderbilt held South Carolina to just 12 points through the opening 14 minutes and led 25-12. The Commodores also struggled shooting in the first half at 35% but controlled the glass 30-15 for a 40-28 advantage in field-goal attempts.

**BATON ROUGE, La.** — A season-high 15 triples from the Gamecocks propelled them to their third SEC road victory of the season 82-73, over LSU in Baton Rouge.

Four Carolina starters combined for 74 of the 82 Gamecock points scored. Meechie Johnson and Gregory "GG" Jackson II led the way with 20 each for Carolina. Jacobi Wright added a new career-high 18, and Hayden Brown scored 16.

Carolina shot 50.0 percent (8-for-16) from three in the first half and jumped out to a 36-31, halftime lead. Balanced offensive scoring in the second half helped extend their lead to 13 and the Gamecocks completed their second SEC wire-to-wire victory of the season.

The Gamecocks as a team shot 94.4 percent from the free throw line and dished 20 assists on 25 made baskets. LSU was able to muster just 33.3 percent from three (7-for-21) and just 53.8 percent (14-for-26) from the charity strike. Cam Hayes led all scorers for LSU with a game high 25 on (8-for-15) shooting.

The win marks the third in conference play for the garnet and black (all on the road). It also marks the first career win for head coach Lamont Paris against the Tigers. It is the first win for South Carolina at LSU since a 88-63 victory on Feb. 1 2017, during the historic final four season.

**GAME 25**

Official Basketball Box Score - Final  
**South Carolina at Ole Miss**  
 02/11/23 The Sandy and John Black Pavilion at Ole Miss, Oxford, Miss.  
 2023-24 Men's Basketball

Game Time: 1:30 PM  
 Game Duration: 1:02  
 Attendance: 5,038

Officials: Bart Loran, Patrick Evans, Brian Dorsey

| NO. Name                    | Min          | FG           | SP           | FT          | Rebounds  |           | Fouls     | TP        | AS        | TO        | ST       | Blocks   | +/-      | Shooting By Period |     |     |     |       |
|-----------------------------|--------------|--------------|--------------|-------------|-----------|-----------|-----------|-----------|-----------|-----------|----------|----------|----------|--------------------|-----|-----|-----|-------|
|                             |              |              |              |             | OR        | DR        |           |           |           |           |          |          |          | 1st                | 2nd | 3rd | 4th |       |
| 10 Hayden Brown             | 26:52        | 6-13         | 2-5          | 4-5         | 2         | 2         | 4         | 2         | 6         | 18        | 1        | 2        | 0        | 0                  | 11  | 1st | 3-7 | 20.0% |
| 33 Josh Gray                | 25:12        | 1-5          | 0-0          | 1-6         | 3         | 10        | 13        | 2         | 4         | 3         | 1        | 2        | 1        | 1                  | 0   | 1st | 0   | 0%    |
| 1 Jacobi Wright             | 35:22        | 6-9          | 3-5          | 2-2         | 1         | 4         | 5         | 4         | 1         | 17        | 4        | 3        | 1        | 0                  | 9   | 1st | 3-5 | 60.0% |
| 2 Chico Carter, Jr.         | 31:55        | 2-6          | 2-6          | 0-0         | 0         | 3         | 18        | 1         | 2         | 0         | 1        | 0        | 1        | 1                  | 7   | 1st | 0   | 0%    |
| 5 Meechie Johnson           | 34:50        | 4-10         | 1-6          | 4-5         | 0         | 2         | 2         | 1         | 3         | 3         | 1        | 0        | 0        | 0                  | 3   | 1st | 0   | 0%    |
| 23 Gregory "GG" Jackson II  | 12:08        | 2-5          | 1-2          | 0-0         | 0         | 1         | 1         | 0         | 5         | 0         | 4        | 0        | 1        | 0                  | 15  | 1st | 0   | 0%    |
| 31 Benjamin Bosmans-Vandork | 13:37        | 0-1          | 0-0          | 0-0         | 0         | 2         | 2         | 1         | 1         | 0         | 1        | 0        | 0        | 0                  | 0   | 1st | 0   | 0%    |
| 12 Zachary Davis            | 13:04        | 0-1          | 0-1          | 2-2         | 0         | 0         | 0         | 1         | 1         | 2         | 2        | 2        | 0        | 0                  | 0   | 1st | 0   | 0%    |
| Team                        |              |              |              |             | 3         | 4         | 7         |           |           |           |          |          |          |                    |     |     |     |       |
| <b>Totals</b>               | <b>21:50</b> | <b>19-25</b> | <b>13-20</b> | <b>9-25</b> | <b>34</b> | <b>15</b> | <b>15</b> | <b>24</b> | <b>12</b> | <b>15</b> | <b>8</b> | <b>2</b> | <b>2</b> | <b>3</b>           |     |     |     |       |

Technical Fouls: NONE

| SC               | OM                       | Points from             |                         | SC        | OM | Period by Period Scoring |     |     |
|------------------|--------------------------|-------------------------|-------------------------|-----------|----|--------------------------|-----|-----|
|                  |                          | 2PT                     | 3PT                     |           |    | 1st                      | 2nd | TOT |
| Biggest lead     | 5 (2 <sup>nd</sup> 0:05) | 9                       | 11 <sup>th</sup> (1:23) | Turnovers | 14 | 12                       |     |     |
| Best Scoring Run | 5 (2 <sup>nd</sup> 0:05) | 61 <sup>st</sup> (4:56) | Paint                   | 18        | 24 |                          |     |     |
| Lead Changes     | 3                        | Second Chance           | 9                       | 10        | 35 | 29                       | 64  |     |
| Times Tied       | 7                        | Fast Breaks             | 6                       | 12        | OM | 38                       | 23  | 61  |
| Time with Lead   | 02:46                    | Bench                   | 7                       | 26        |    |                          |     |     |

**GAME 26**

Official Basketball Box Score - Final  
**Vanderbilt at South Carolina**  
 02/14/23 Colonial Life Arena, Columbia  
 2023-24 Men's Basketball

Game Time: 6:30 PM  
 Game Duration: 1:58  
 Attendance: 5,056

Officials: Will Howard, Keith Nix, Courtney Dwyer

| NO. Name               | Min          | FG           | SP           | FT           | Rebounds  |           | Fouls     | TP        | AS        | TO       | ST       | Blocks   | +/-       | Shooting By Period |     |     |     |       |
|------------------------|--------------|--------------|--------------|--------------|-----------|-----------|-----------|-----------|-----------|----------|----------|----------|-----------|--------------------|-----|-----|-----|-------|
|                        |              |              |              |              | OR        | DR        |           |           |           |          |          |          |           | 1st                | 2nd | 3rd | 4th |       |
| 10 Myles Stute         | 26:30        | 9-10         | 3-10         | 1-2          | 2         | 3         | 5         | 4         | 1         | 10       | 2        | 2        | 0         | 0                  | 11  | 1st | 5-7 | 71.4% |
| 21 Liam Robbins        | 29:43        | 8-14         | 3-3          | 5-3          | 8         | 3         | 8         | 2         | 24        | 0        | 0        | 0        | 3         | 0                  | 16  | 1st | 3-4 | 75.0% |
| 0 Tyrin Lawrence       | 30:29        | 5-11         | 1-6          | 2-3          | 1         | 6         | 7         | 1         | 3         | 11       | 2        | 0        | 0         | 0                  | 13  | 1st | 1-2 | 50.0% |
| 5 Ezra Margen          | 31:11        | 5-9          | 0-3          | 5-6          | 1         | 3         | 4         | 0         | 15        | 6        | 1        | 0        | 0         | 0                  | 13  | 1st | 3-3 | 100%  |
| 12 Trey Thomas         | 24:16        | 2-7          | 2-7          | 0-0          | 2         | 3         | 5         | 1         | 0         | 6        | 1        | 1        | 0         | 0                  | 18  | 1st | 0   | 0%    |
| 3 Paul Lewis           | 10:25        | 1-3          | 1-2          | 0-0          | 0         | 1         | 1         | 0         | 3         | 1        | 0        | 0        | 0         | 1                  | 11  | 1st | 0   | 0%    |
| 4 Jordan Wright        | 19:52        | 0-5          | 0-4          | 2-2          | 1         | 7         | 8         | 2         | 2         | 1        | 2        | 2        | 0         | 1                  | 1   | 1st | 0   | 0%    |
| 42 Quamir Miller-Brown | 10:17        | 1-2          | 0-0          | 0-0          | 3         | 1         | 4         | 0         | 2         | 1        | 0        | 0        | 0         | 0                  | 5   | 1st | 0   | 0%    |
| 1 Colin Smith          | 14:42        | 0-2          | 0-2          | 0-0          | 3         | 0         | 3         | 1         | 0         | 1        | 0        | 0        | 0         | 0                  | 6   | 1st | 0   | 0%    |
| 2 Noah Shelby          | 02:29        | 1-2          | 0-0          | 0-0          | 0         | 0         | 0         | 0         | 2         | 0        | 1        | 0        | 0         | 0                  | 7   | 1st | 0   | 0%    |
| Team                   |              |              |              |              | 1         | 2         | 3         |           |           |          |          |          |           |                    |     |     |     |       |
| <b>Totals</b>          | <b>25:55</b> | <b>10-17</b> | <b>15-23</b> | <b>19-29</b> | <b>48</b> | <b>13</b> | <b>12</b> | <b>75</b> | <b>14</b> | <b>9</b> | <b>4</b> | <b>3</b> | <b>11</b> |                    |     |     |     |       |

Technical Fouls: NONE

| VAN              | USC                        | Points from   |                         | VAN       | USC | Period by Period Scoring |     |     |
|------------------|----------------------------|---------------|-------------------------|-----------|-----|--------------------------|-----|-----|
|                  |                            | 2PT           | 3PT                     |           |     | 1st                      | 2nd | TOT |
| Biggest lead     | 22 (2 <sup>nd</sup> 19:20) | 2             | 11 <sup>th</sup> (6:09) | Turnovers | 13  | 14                       |     |     |
| Best Scoring Run | 15 (1 <sup>st</sup> 12:51) | 8             | 9 <sup>th</sup> (7:15)  | Paint     | 22  | 24                       |     |     |
| Lead Changes     | 0                          | Second Chance | 22                      | 13        | VAN | 38                       | 37  | 75  |
| Times Tied       | 0                          | Fast Breaks   | 4                       | 5         |     |                          |     |     |
| Time with Lead   | 37:30                      | Bench         | 9                       | 12        | USC | 18                       | 46  | 64  |

**GAME 27**

Official Basketball Box Score - Final  
**South Carolina at LSU**  
 02/18/23 Moratorium Assembly Center, Baton Rouge  
 2023-24 Men's Basketball

Game Time: 1:00 PM  
 Game Duration: 2:14  
 Attendance: 5,054

Officials: Pat Adams, Jason Blair, Derrick Shannon

| NO. Name                    | Min          | FG           | SP           | FT          | Rebounds  |           | Fouls     | TP        | AS        | TO        | ST       | Blocks   | +/-      | Shooting By Period |     |     |     |       |
|-----------------------------|--------------|--------------|--------------|-------------|-----------|-----------|-----------|-----------|-----------|-----------|----------|----------|----------|--------------------|-----|-----|-----|-------|
|                             |              |              |              |             | OR        | DR        |           |           |           |           |          |          |          | 1st                | 2nd | 3rd | 4th |       |
| 10 Hayden Brown             | 31:35        | 4-9          | 1-4          | 7-7         | 2         | 5         | 7         | 5         | 4         | 16        | 4        | 5        | 2        | 1                  | 13  | 1st | 3-5 | 60.0% |
| 23 Gregory "GG" Jackson II  | 35:42        | 5-17         | 4-10         | 6-6         | 1         | 7         | 8         | 0         | 7         | 20        | 1        | 2        | 0        | 0                  | 11  | 1st | 2-3 | 66.7% |
| 33 Josh Gray                | 31:45        | 1-2          | 0-0          | 0-0         | 2         | 5         | 7         | 3         | 1         | 2         | 0        | 0        | 2        | 1                  | 4   | 1st | 0   | 0%    |
| 1 Jacobi Wright             | 32:25        | 5-9          | 5-8          | 5-4         | 0         | 2         | 2         | 2         | 2         | 18        | 2        | 3        | 0        | 0                  | 17  | 1st | 3-3 | 100%  |
| 5 Meechie Johnson           | 32:36        | 7-11         | 5-9          | 1-1         | 0         | 3         | 3         | 1         | 2         | 20        | 6        | 1        | 1        | 0                  | 9   | 1st | 1-1 | 100%  |
| 31 Benjamin Bosmans-Vandork | 20:15        | 1-2          | 0-0          | 0-0         | 3         | 0         | 3         | 4         | 2         | 4         | 0        | 0        | 0        | 0                  | 5   | 1st | 0   | 0%    |
| 12 Zachary Davis            | 16:08        | 2-3          | 0-1          | 0-0         | 0         | 3         | 3         | 0         | 4         | 1         | 0        | 0        | 0        | 0                  | 0   | 1st | 0   | 0%    |
| 30 Daniel Hankins-Sanford   | 01:54        | 0-1          | 0-0          | 0-0         | 1         | 1         | 1         | 0         | 0         | 0         | 0        | 0        | 0        | 0                  | 1   | 1st | 0   | 0%    |
| 14 El Sparkman              | 09:22        | 0-0          | 0-0          | 0-0         | 0         | 0         | 0         | 1         | 1         | 0         | 0        | 0        | 0        | 0                  | 1   | 1st | 0   | 0%    |
| Team                        |              |              |              |             | 1         | 1         | 2         |           |           |           |          |          |          |                    |     |     |     |       |
| <b>Totals</b>               | <b>25:54</b> | <b>15-32</b> | <b>17-18</b> | <b>9-27</b> | <b>36</b> | <b>19</b> | <b>19</b> | <b>82</b> | <b>20</b> | <b>12</b> | <b>3</b> | <b>3</b> | <b>5</b> | <b>3</b>           |     |     |     |       |

Technical Fouls: NONE

| LSU              | USC                       | Points from   |                          | LSU       | USC | Period by Period Scoring |     |     |
|------------------|---------------------------|---------------|--------------------------|-----------|-----|--------------------------|-----|-----|
|                  |                           | 2PT           | 3PT                      |           |     | 1st                      | 2nd | TOT |
| Biggest lead     | 13 (2 <sup>nd</sup> 2:24) | 0             | 10 <sup>th</sup> (20:00) | Turnovers | 7   | 8                        |     |     |
| Best Scoring Run | 6 (1 <sup>st</sup> 18:37) | 10            | 17 <sup>th</sup> (7:52)  | Paint     | 20  | 36                       |     |     |
| Lead Changes     | 0                         | Second Chance | 16                       | 23        | USC | 36                       | 46  | 82  |
| Times Tied       | 0                         | Fast Breaks   | 3                        | 10        |     |                          |     |     |
| Time with Lead   | 39:08                     | Bench         | 6                        | 15        | LSU | 31                       | 42  | 73  |



**76**  
**78**

**GAME 28**  
Columbia, S.C.  
Colonial Life Arena  
Feb. 22, 2023  
Brandon Miller scored the game-winning bucket with 0.8 to go OT

**COLUMBIA, S.C. (AP)** – Embattled Brandon Miller scored a career-high 41 points, including the go-ahead basket with 0.9 seconds left in overtime, as No. 2 Alabama outlasted South Carolina 78-76 on Wednesday night.

Miller's performance came a day after the 6-foot-9 freshman standout was linked to a fatal shooting near campus last month. However, hours before tipoff, Alabama said Miller was "not a suspect" and would remain an "active member" for the Crimson Tide (24-4, 14-1 Southeastern Conference).

Miller shook off some early struggles to lead Alabama, which kept its one-game lead over No. 25 Texas A&M in the race for the SEC regular-season championship.

Miller's final basket in regulation, with 4.1 seconds to play, tied the game at 68 and forced the extra period. Miller finished 14 of 25 from the field and had six of Alabama's seven 3-pointers.

It was a wild finish to an eventful day when Alabama officials announced hours before tipoff Miller would travel and play against the Gamecocks despite testimony he transported the gun used in a fatal shooting to former teammate Darius Miles, now one of two people facing capital murder charges.

Miller's attorney said his client never touched the gun and drove away from the scene when shots were fired.

The game appeared to be the biggest of mismatches with Alabama rolling toward a No. 1 seed in the SEC and NCAA Tournaments, and South Carolina (10-17, 3-11) having lost its previous seven conference games at home.

But it was the Gamecocks who delivered the punches early. They made seven straight shots, including the first college 3 for little-used freshman Eli Sparkman, to lead 22-15 midway through the opening period.

Alabama and Miller rallied and moved in front. Miller hit a smooth 3-pointer, ran the break and finished with a high-flying jam, then had a twisting drive that ended with a dunk, sending the Tide ahead 25-24.

**45**  
**85**

**GAME 29**  
Knoxville, Tenn.  
Colonial Life Arena  
Feb. 25, 2023  
Vols outscored Gamecocks 47-19 in second half

**KNOXVILLE, Tenn. (AP)** — Josiah-Jordan James came back from missing four games with an injury to score 18 points to lead No. 11 Tennessee to an 85-45 victory over South Carolina on Saturday night.

James, who suffered an ankle injury against Vanderbilt on Feb. 8, hit 4 of 7 3-pointers for the Volunteers (21-8, 10-6 Southeastern Conference). Jahmai Mashack scored 14 points, Zakai Zeigler had 13 points and 11 assists, and Olivier Nkamhoua and Uros Plavsic scored 10 each.

eHayden Brown led the Gamecocks (10-19, 3-13) with 18 points. GG Jackson II scored five points, 10 below his average.

A 22-4 Tennessee run in the second half turned a competitive game into a lopsided one. The Gamecocks were the 12th Tennessee opponent held under 50 points.

Tennessee dominated the first half down low. The Vols outscored South Carolina 26-14 in the paint and led 38-26 at halftime. James had 10 points for Tennessee and Brown led the Gamecocks with 13.

**68**  
**74**

**GAME 30**  
Starkville, Miss.  
Humphrey Coliseum  
Feb. 28, 2023  
Jackson II scored 22 points to lead all scorers, his 10th game scoring 20+

**STARKVILLE, Miss. (AP)** – Shakeel Moore scored 20 points on 9-of-15 shooting, Tolu Smith added 16 points and Mississippi State beat South Carolina 74-68 Tuesday night.

Shawn Jones Jr. added 11 points for Mississippi State (20-10, 8-9 SEC).

Moore made a jumper and then, after a steal by Cameron Matthews, added a layup before D.J. Jeffries made two free throws that gave the Bulldogs the lead for good at 59-57 with 6:41 to play. Gregory "GG" Jackson II made two free throws to pull South Carolina (10-21, 3-15) back within two points with five minutes remaining, but Moore answered with a 3-pointer that sparked an 12-4 run that made it 73-62 when Moore — who also made a jumper and a layup in the spurt — made a free throw with 27 seconds left.

Jackson made 11 of 11 from the free-throw line and led the Gamecocks with 22 points and eight rebounds. Josh Gray and Hayden Brown scored 12 points apiece.

Mississippi State made 26 of 52 from the field and shot at least 50% for the fifth time in the last 10 games and sixth time this season.

The Bulldogs have won eight of their last 10 games.

**GAME 28**

Official Basketball Box Score - Final  
Game Time: 2:07 PM  
Game Duration: 2:25  
Attendance: 11,242  
02/22/23 Merri Basketball  
Officials: Tony Greene, Doug Shores, Jeb Hartsch

**No. 22 Alabama - 78** Record: 24-4 (14-1)

| NO. Name          | Min     | FG    |       | 3P    |     | FT    |       | Rebounds | Fouls | TP | AS | TS | Blocks | +/- | Shooting By Period |
|-------------------|---------|-------|-------|-------|-----|-------|-------|----------|-------|----|----|----|--------|-----|--------------------|
|                   |         | M/A   | M/A   | M/A   | M/A | OR    | DR    |          |       |    |    |    |        |     |                    |
| 10 Noah Clowery   | F 27:03 | 2/5   | 0/2   | 4/6   | 2/6 | 8/8   | 0/0   | 2        | 0     | 2  | 0  | 1  | 1      | +8  | 3PT%: 100%         |
| 24 Brandon Miller | F 42:41 | 14/25 | 6/13  | 7/8   | 1/7 | 8/8   | 3/5   | 4/1      | 1     | 1  | 3  | 2  | 0      | +9  | 3PT%: 54%          |
| 14 Charles Bedako | C 32:35 | 4/4   | 0/0   | 2/4   | 3/6 | 9/9   | 3/2   | 0/0      | 1     | 2  | 0  | 0  | 0      | +7  | 3PT%: 100%         |
| 10 Justin Bradley | C 34:48 | 2/9   | 0/1   | 2/4   | 1/3 | 4/3   | 6/3   | 3/1      | 0     | 0  | 2  | 0  | 0      | +8  | 3PT%: 46%          |
| 1 Mark Sauer      | C 35:25 | 3/7   | 1/4   | 1/2   | 1/2 | 3/3   | 4/8   | 2/1      | 0     | 0  | 0  | 0  | 0      | +2  | 3PT%: 99%          |
| 4 Noah Gunay      | G 33:33 | 0/1   | 0/1   | 0/0   | 0/0 | 0/0   | 0/0   | 0/0      | 0     | 0  | 0  | 0  | 0      | -2  | 3PT%: 0%           |
| 5 Jahvon Quinerly | F 11:57 | 1/5   | 0/2   | 0/0   | 0/2 | 2/2   | 1/0   | 2/2      | 0     | 0  | 0  | 0  | 0      | -1  | 3PT%: 0%           |
| 23 Nick Pringle   | F 08:29 | 1/1   | 0/0   | 1/1   | 1/1 | 2/1   | 0/1   | 0/3      | 0     | 0  | 0  | 0  | 0      | -2  | 3PT%: 0%           |
| 25 Nimrat Burnett | F 19:04 | 0/5   | 0/4   | 0/0   | 1/2 | 0/1   | 0/1   | 0/2      | 2     | 1  | 0  | 0  | 0      | 0   | 3PT%: 0%           |
| 3 Rylan Griffen   | G 07:40 | 0/0   | 0/0   | 0/0   | 0/0 | 0/0   | 0/0   | 0/0      | 0     | 0  | 0  | 0  | 0      | -8  | 3PT%: 0%           |
| 14 Eli Sparkman   | G 03:25 | 1/1   | 1/1   | 0/0   | 0/1 | 0/1   | 0/1   | 0/0      | 0     | 0  | 0  | 0  | 0      | -9  | 3PT%: 100%         |
| Team              |         |       |       |       |     |       |       |          | 1     | 0  | 1  | 0  | 1      |     |                    |
| Totals            |         | 27/42 | 17/27 | 11/29 | 4/0 | 17/21 | 78/10 | 12       | 8     | 5  | 3  | 2  |        |     |                    |

Technical Fouls: NONE

Shooting By Period: 1st FG%: 52.7%

**GAME 29**

Official Basketball Box Score - Final  
Game Time: 8:07 PM  
Game Duration: 1:41  
Attendance: 10,273  
02/25/23 Tennessee Merri Basketball  
Officials: K.B. Burditt Jr., Chuck Jones, Rob Parks

**South Carolina - 45** Record: 10-19 (3-13)

| NO. Name                     | Min     | FG    |      | 3P  |       | FT  |      | Rebounds | Fouls | TP  | AS  | TS  | Blocks | +/- | Shooting By Period |
|------------------------------|---------|-------|------|-----|-------|-----|------|----------|-------|-----|-----|-----|--------|-----|--------------------|
|                              |         | M/A   | M/A  | M/A | M/A   | OR  | DR   |          |       |     |     |     |        |     |                    |
| 10 Hayden Brown              | F 31:55 | 5/14  | 3/8  | 1/3 | 0/4   | 2/2 | 18/0 | 3/3      | 1/0   | 0/0 | 0/0 | 0/0 | 0/0    | -30 | 3PT%: 21%          |
| 23 Gregory "GG" Jackson II   | F 29:29 | 2/12  | 0/4  | 1/2 | 1/3   | 0/0 | 2/5  | 2/2      | 0/0   | 0/0 | 0/0 | 0/0 | 0/0    | -35 | 3PT%: 25%          |
| 33 Josh Gray                 | C 20:54 | 1/4   | 0/0  | 0/0 | 0/0   | 1/2 | 0/0  | 1/2      | 0/0   | 0/0 | 0/0 | 0/0 | 0/0    | -29 | 3PT%: 0%           |
| 11 Jacob Wright              | C 33:58 | 3/8   | 0/1  | 1/2 | 0/1   | 1/1 | 11/3 | 13/0     | 0/0   | 1/1 | 2/7 | 0/0 | 0/0    | -27 | 3PT%: 20%          |
| 5 Mesche Johnson             | G 28:11 | 0/9   | 0/5  | 0/0 | 0/1   | 1/2 | 0/2  | 0/3      | 0/0   | 0/0 | 0/0 | 0/0 | 0/0    | -20 | 3PT%: 12%          |
| 12 Zachary Davis             | F 16:11 | 0/1   | 0/1  | 0/0 | 1/2   | 1/0 | 0/1  | 0/0      | 0/0   | 0/0 | 0/0 | 0/0 | 0/0    | -15 | 3PT%: 0%           |
| 31 Benjamin Bosmans-Vandorck | 13:45   | 1/1   | 0/0  | 0/0 | 1/2   | 0/0 | 2/0  | 0/0      | 0/0   | 0/0 | 0/0 | 0/0 | 0/0    | -12 | 3PT%: 42%          |
| 14 Eli Sparkman              | 10:00   | 1/1   | 1/1  | 0/0 | 0/0   | 0/0 | 0/0  | 0/0      | 0/0   | 0/0 | 0/0 | 0/0 | 0/0    | -19 | 3PT%: 37%          |
| 30 Daniel Harkins-Sanford    | 12:15   | 1/3   | 0/1  | 0/0 | 1/0   | 0/0 | 2/0  | 2/0      | 0/0   | 0/0 | 0/0 | 0/0 | 0/0    | -11 | 3PT%: 0%           |
| 41 Tre'Vaughn Minott         | 01:41   | 0/0   | 0/0  | 0/0 | 0/0   | 0/0 | 0/0  | 0/0      | 0/0   | 0/0 | 0/0 | 0/0 | 0/0    | -3  | 3PT%: 0%           |
| 21 Jay Van Benson            | 01:41   | 0/1   | 0/1  | 0/0 | 0/1   | 0/0 | 0/0  | 0/0      | 0/0   | 0/0 | 0/0 | 0/0 | 0/0    | -3  | 3PT%: 0%           |
| Team                         |         |       |      |     |       |     |      |          | 3     | 0   | 3   | 0   | 0      |     |                    |
| Totals                       |         | 19/54 | 4/22 | 3/7 | 14/30 | 6/8 | 42/8 | 14       | 3     | 14  | 3   | 2   | 3      | 40  |                    |

Technical Fouls: NONE

Shooting By Period: 1st FG%: 17.9%

**GAME 30**

Official Basketball Box Score - Final  
Game Time: 8:07 PM  
Game Duration: 1:52  
Attendance: 7,288  
02/28/23 Humphrey Coliseum, Starkville  
Officials: Tony Ogburn, Jason Baker, Byron James

**South Carolina - 68** Record: 10-20 (3-16)

| NO. Name                     | Min     | FG    |       | 3P    |      | FT    |       | Rebounds | Fouls | TP  | AS  | TS  | Blocks | +/- | Shooting By Period |
|------------------------------|---------|-------|-------|-------|------|-------|-------|----------|-------|-----|-----|-----|--------|-----|--------------------|
|                              |         | M/A   | M/A   | M/A   | M/A  | OR    | DR    |          |       |     |     |     |        |     |                    |
| 10 Hayden Brown              | F 45:15 | 5/12  | 0/4   | 2/2   | 2/4  | 3/3   | 12/2  | 2/0      | 0/0   | 0/0 | 0/0 | 0/0 | 0/0    | -2  | 3PT%: 41%          |
| 23 Gregory "GG" Jackson II   | F 33:18 | 5/12  | 1/4   | 11/11 | 2/6  | 8/8   | 1/7   | 22/2     | 5/0   | 1/0 | 0/0 | 0/0 | 0/0    | -4  | 3PT%: 100%         |
| 33 Josh Gray                 | C 22:20 | 5/7   | 0/0   | 2/2   | 4/6  | 3/1   | 1/2   | 1/0      | 2/0   | 1/0 | 0/0 | 0/0 | 0/0    | -4  | 3PT%: 20%          |
| 11 Jacob Wright              | G 38:12 | 3/7   | 1/3   | 1/2   | 2/2  | 4/4   | 1/2   | 8/0      | 0/0   | 0/0 | 0/0 | 0/0 | 0/0    | -7  | 3PT%: 20%          |
| 5 Mesche Johnson             | G 33:12 | 2/8   | 2/5   | 0/0   | 0/3  | 5/5   | 6/4   | 2/1      | 0/0   | 0/0 | 0/0 | 0/0 | 0/0    | -5  | 3PT%: 25%          |
| 31 Benjamin Bosmans-Vandorck | 11:05   | 1/1   | 0/0   | 1/1   | 2/4  | 0/2   | 2/2   | 0/0      | 0/0   | 0/0 | 0/0 | 0/0 | 0/0    | -2  | 3PT%: 25%          |
| 12 Zachary Davis             | 13:40   | 0/2   | 0/1   | 0/0   | 1/1  | 1/0   | 0/2   | 1/1      | 0/0   | 0/0 | 0/0 | 0/0 | 0/0    | -1  | 3PT%: 0%           |
| 14 Eli Sparkman              | 11:16   | 2/3   | 2/3   | 0/0   | 0/1  | 1/0   | 0/0   | 0/0      | 0/0   | 0/0 | 0/0 | 0/0 | 0/0    | 1   | 3PT%: 60%          |
| 30 Daniel Harkins-Sanford    | 03:23   | 0/0   | 0/0   | 0/0   | 0/0  | 0/0   | 0/0   | 0/0      | 0/0   | 0/0 | 0/0 | 0/0 | 0/0    | 1   | 3PT%: 0%           |
| 44 Ford Cooper Jr.           | 00:43   | 0/0   | 0/0   | 0/0   | 0/0  | 0/0   | 0/0   | 0/0      | 0/0   | 0/0 | 0/0 | 0/0 | 0/0    | -2  | 3PT%: 0%           |
| Team                         |         |       |       |       |      |       |       |          | 0     | 0   | 0   | 1   | 1      |     |                    |
| Totals                       |         | 25/52 | 16/20 | 16/17 | 9/20 | 29/29 | 19/13 | 63/14    | 14    | 2   | 2   | 0   | 1      | 6   |                    |

Technical Fouls: NONE

Shooting By Period: 1st FG%: 17.9%

**South Carolina - 76** Record: 10-18 (3-12)

| NO. Name                     | Min     | FG    |      | 3P   |      | FT    |       | Rebounds | Fouls | TP  | AS  | TS  | Blocks | +/- | Shooting By Period |
|------------------------------|---------|-------|------|------|------|-------|-------|----------|-------|-----|-----|-----|--------|-----|--------------------|
|                              |         | M/A   | M/A  | M/A  | M/A  | OR    | DR    |          |       |     |     |     |        |     |                    |
| 10 Hayden Brown              | F 31:07 | 2/5   | 0/1  | 0/2  | 1/1  | 2/5   | 5/4   | 0/0      | 2     | 0   | 2   | 0   | 0      | -5  | 3PT%: 15%          |
| 23 Gregory "GG" Jackson II   | F 42:28 | 8/20  | 2/6  | 1/2  | 0/3  | 3/3   | 0/1   | 18/1     | 5/1   | 1/2 | 2/2 | 0/0 | 0/0    | -6  | 3PT%: 0%           |
| 33 Josh Gray                 | C 23:47 | 3/5   | 0/0  | 2/4  | 2/6  | 4/4   | 4/8   | 0/0      | 2     | 0   | 1   | 0   | 0      | -4  | 3PT%: 0%           |
| 11 Jacob Wright              | C 37:16 | 7/10  | 0/1  | 4/4  | 0/2  | 2/3   | 3/4   | 18/1     | 0/0   | 0/0 | 0/0 | 0/0 | 0/0    | -9  | 3PT%: 40%          |
| 5 Mesche Johnson             | G 43:03 | 7/18  | 4/9  | 0/0  | 0/5  | 5/4   | 1/18  | 4/1      | 1/0   | 1/0 | 1/1 | 0/1 | 0/1    | -6  | 3PT%: 56%          |
| 31 Benjamin Bosmans-Vandorck | 09:53   | 0/0   | 0/0  | 0/0  | 0/1  | 1/4   | 0/0   | 0/0      | 0/0   | 0/0 | 0/0 | 0/0 | 0/0    | -2  | 3PT%: 0%           |
| 12 Zachary Davis             | 25:55   | 2/3   | 2/3  | 0/0  | 0/5  | 1/1   | 6/1   | 0/0      | 3/0   | 0/0 | 0/0 | 0/0 | 0/0    | -2  | 3PT%: 23%          |
| 14 Eli Sparkman              | 05:32   | 1/1   | 1/1  | 0/0  | 0/1  | 0/1   | 0/1   | 0/0      | 0/0   | 0/0 | 0/0 | 0/0 | 0/0    | 2   | 3PT%: 100%         |
| Team                         |         |       |      |      |      |       |       |          | 1     | 2   | 0   | 1   | 1      |     |                    |
| Totals                       |         | 30/42 | 9/21 | 7/13 | 5/22 | 27/27 | 21/17 | 78/10    | 7     | 11  | 5   | 3   | 2      | 2   |                    |

Technical Fouls: NONE

Shooting By Period: 1st FG%: 52.7%

**Tennessee - 85** Record: 21-8 (10-6)

| NO. Name            | Min     | FG   |     | 3P  |     | FT  |      | Rebounds | Fouls | TP  | AS  | TS  | Blocks | +/- | Shooting By Period |
|---------------------|---------|------|-----|-----|-----|-----|------|----------|-------|-----|-----|-----|--------|-----|--------------------|
|                     |         | M/A  | M/A | M/A | M/A | OR  | DR   |          |       |     |     |     |        |     |                    |
| 0 Jones Aidoob      | F 19:01 | 2/4  | 0/0 | 0/0 | 1/4 | 5/2 | 0/4  | 4/2      | 0/0   | 0/0 | 0/0 | 0/0 | 0/0    | 1   | 3PT%: 0%           |
| 13 Olivier Nkamhoua | F 27:06 | 5/10 | 0/0 | 0/1 | 3/5 | 8/8 | 1/2  | 10/5     | 5/0   | 0/0 | 0/0 | 0/0 | 0/0    | 30  | 3PT%: 0%           |
| 5 Zakai Zeigler     | G 31:30 | 5/7  | 3/4 | 0/0 | 1/2 | 0/0 | 0/0  | 13/11    | 2/0   | 0/0 | 0/0 | 0/0 | 0/0    | 29  | 3PT%: 19%          |
| 15 Jahmai Mashack   | G 38:37 | 5/9  | 2/2 | 2/4 | 4/2 | 6/6 | 1/14 | 2/2      | 0/0   | 0/0 | 1/0 | 0/0 | 0/0    | 18  | 3PT%: 61%          |
| 25 Santiago Vescovi | G 25:31 | 3/12 | 1/9 | 0/0 | 0/4 | 0/4 | 0/1  | 7/4      | 1/1   | 0/0 | 0/0 | 0/0 | 0/0    | 26  | 3PT%: 34%          |
| 33 Uros Plavsic     |         |      |     |     |     |     |      |          |       |     |     |     |        |     |                    |



## THE LAST TIME IN SOUTH CAROLINA BASKETBALL...

### AN INDIVIDUAL ...

|  |   |
|--|---|
| <b>Scored 20 or more points:</b>   | South Carolina: Gregory "GG" Jackson II (22), at Miss. State (Feb. 28, 2023), in Starkville, Miss.<br>Opponent: Shakeel Moore (20), Miss. State (Feb. 28, 2023), in Starkville, Miss.   |
| <b>Scored 30 or more points:</b>   | South Carolina: Gregory "GG" Jackson II (30) vs. No. 16/17 Auburn (Jan. 21, 2023) in Columbia, S.C.<br>Opponent: Devontae Shuler (31), vs. Ole Miss (Feb. 13, 2021), in Columbia, S.C.  |
| <b>Scored 35 or more points:</b>   | South Carolina: Sindarius Thornwell (44) vs. Alabama (Feb. 7, 2017) in Columbia, S.C.<br>Opponent: Emoni Bates (36), Eastern Michigan (Dec. 30, 2022), in Columbia, S.C.  |
| <b>Scored 40 or more points:</b>   | South Carolina: Sindarius Thornwell (44), vs. Alabama (Feb. 7, 2017) in Columbia, S.C.<br>Opponent: Brandon Miller (41), No. 2/2 Alabama (Feb. 22, 2023) in Columbia, S.C.  |
| <b>Collected 20 or more rebounds:</b>                                    | South Carolina: Sindarius Thornwell (21), vs. Alabama (Feb. 7, 2017) in Columbia, S.C.<br>Opponent: Ekpe Udoh (20), Baylor, (Jan. 2, 2010) in Columbia, S.C.  |
| <b>Collected 15 or more rebounds:</b>                                    | South Carolina: Gregory "GG" Jackson II (16), vs. Western Kentucky (Dec. 22, 2022), in Columbia, S.C.<br>Opponent: Henry Coleman III (15), Texas A&M (Jan. 29, 2022) in College Station, Texas  |
| <b>Made 12 or more field goals:</b>                                      | South Carolina: Jermaine Cousnard (12) vs. LSU (Feb. 19, 2022) in Columbia, S.C.<br>Opponent: Brandon Miller (14), No. 2/2 Alabama (Feb. 22, 2023) in Columbia, S.C.  |
| <b>Made 10 or more field goals:</b>                                      | South Carolina: Gregory "GG" Jackson II (10), vs. No. 16/17 Auburn (Jan. 21, 2023) in Columbia, S.C.<br>Opponent: Olivier Nkamboua (10), No. 8/9 Tennessee (Jan. 7, 2023), in Columbia, S.C.  |
| <b>Attempted 20 or more field goals:</b>                                 | South Carolina: Gregory "GG" Jackson II (20), vs. No. 2/2 Alabama (Feb. 22, 2023) in Columbia, S.C.<br>Opponent: Brandon Miller (25), No. 2/2 Alabama (Feb. 22, 2023) in Columbia, S.C.   |
| <b>Attempted 25 or more field goals:</b>                                 | South Carolina: Sindarius Thornwell (25), vs. Alabama (Feb. 7, 2017) in Columbia, S.C.<br>Opponent: Brandon Miller (25), No. 2/2 Alabama (Feb. 22, 2023) in Columbia, S.C.  |
| <b>Dished 10 or more assists:</b>  | South Carolina: Jermaine Cousnard (10), vs. Miss. State (March 3, 2020) in Columbia, S.C.<br>Opponent: Zakai Zeigler (11), No. 11/13 Tennessee (Feb. 25, 2023) in Knoxville, Tenn.  |
| <b>Swiped 5 or more steals:</b>  | South Carolina: Erik Stevenson (6), vs. Princeton (Nov. 12, 2021) in Asheville, N.C.<br>Opponent: D'Moi Hodge (5), Missouri (Feb. 7, 2023), in Columbia, Mo.  |
| <b>Blocked 5 or more shots:</b>  | South Carolina: Maik Kotsar (6), vs. North Greenville (Dec. 31, 2018) in Columbia, S.C.<br>Opponent: Liam Robbins (6), Vanderbilt (Jan. 3, 2023), in Nashville, Tenn.   |
| <b>Made 5 or more 3-point field goals:</b>                               | South Carolina: Meechie Johnson (5) and Jacobi Wirght (5), at LSU (Feb. 18, 2023), in Baton Rouge, La<br>Opponent: Mardrez McBride (5), Georgia (Jan. 28, 2023) in Athens, Ga.  |
| <b>Attempted 8 or more 3-point field goals:</b>                          | South Carolina: Hayden Brown (8), at No. 11/13 Tennessee (Feb. 25, 2023) in Knoxville, Tenn.<br>Opponent: Santiago Vescovi (9), No. 11/13 Tennessee (Feb. 25, 2023) in Knoxville, Tenn..  |
| <b>Made 10 or more free throws:</b>                                      | South Carolina: Gregory "GG" Jackson II (11), at Miss. State (Feb. 28, 2023), in Starkville, Miss.<br>Opponent: Kario Oquendo (10), Georgia (Jan. 28, 2023) in Athens, Ga.  |
| <b>Attempted 15 or more free throws:</b>                                 | South Carolina: Chris Silva (16), vs. Georgia (March 9, 2019) in Columbia, S.C.<br>Opponent: Kario Oquendo (10), Georgia (Jan. 28, 2023) in Athens, Ga.   |
| <b>Played all 40 minutes of regulation:</b>                              | South Carolina: AJ Lawson, at LSU (Jan. 16, 2021) in Baton Rouge, La.<br>Opponent: Anthony Black, Ricky Council IV & Davonte Davis, Arkansas (Feb. 4, 2023), in Columbia, S.C.  |
| <b>A player hit a last-second shot (within 3 seconds) to win a game:</b> | South Carolina: Chico Carter Jr. (10-foot transition jumper), vs. Clemson, (Nov. 11, 2022), in Columbia, S.C.<br>Opponent: Brandon Miller (left-handed layup), No. 2/2 Alabama (Feb. 22, 2023) in Columbia, S.C.  |
| <b>A player had a double-double:</b>                                     | South Carolina: Josh Gray (20 pts, 14 reb), vs. Arkansas (Feb. 4, 2023), in Columbia, S.C.<br>Opponent: Johni Broome (27 pts, 11 reb), No. 16/17 Auburn (Jan. 21, 2023) in Columbia, S.C.   |
| <b>Two or more players had a double-double:</b>                          | South Carolina: Gregory "GG" Jackson II (20 pts, 10 reb) & Josh Gray (11 pts, 13 reb), at Florida (Jan. 25, 2023), in Gainesville, Fla.<br>Opponent: Nicolas Claxton (13 pts, 10 reb) & Derek Ogbeide (11 pts, 10 reb), Georgia (March 9, 2019) in Columbia, S.C..  |
| <b>A player had a triple-double:</b>                                     | South Carolina: Sam Muldrow (16 points, 14 rebounds, 10 blocks) vs. Vanderbilt (Jan. 8, 2011) in Columbia, S.C.<br>Opponent: Daniel Hackett (Southern California - 22 points, 10 rebounds, 10 assists) (Nov. 17, 2007) in Columbia, S.C.<br><i>*** Only second triple-double in South Carolina history (Chuck Eidson (25 points, 10 rebounds, 10 assists) vs. SC State (Nov. 29, 2002) in Columbia, S.C..</i> |
| <b>Scored 30 or more points in back-to-back games:</b>                   | South Carolina: Devan Downey, 30 vs. Kentucky (Jan. 26, 2010) in Columbia, S.C.<br>33 vs. Georgia (Jan. 30, 2010) in Columbia, S.C.   |
| <b>Scored 25 or more points in back-to-back games:</b>                   | South Carolina: AJ Lawson, 25 vs. Florida A&M (Jan. 2, 2021)<br>30 vs. Texas A&M (Jan. 6, 2021)   |

### A TEAM ...

|   |  |
|---|--|
| <b>Scored 100 or more points:</b>           | South Carolina: 105 vs. Army (Dec. 22, 2021) in Columbia, S.C.<br>Opponent: 101, Arkansas (March 2, 2021) in Columbia, S.C.                                      |
| <b>Scored 50 points or less:</b>            | South Carolina: 45, at No. 11/13 Tennessee (Feb. 25, 2023) in Knoxville, Tenn.<br>Opponent: 32, Wyoming (Nov. 10, 2019) in Columbia, S.C.                        |
| <b>Scored 50 points in a half:</b>          | South Carolina: 61 (1st half), vs. Army (Dec. 22, 2021) in Columbia, S.C.<br>Opponent: 50 (1st half), Texas A&M (Jan. 14, 2023), in Columbia, S.C.               |
| <b>Failed to score 25 points in a half:</b> | South Carolina: 19 (2nd half), at No. 11/13 Tennessee (Feb. 25, 2023) in Knoxville, Tenn.<br>Opponent: 23 (2nd half), Ole Miss (Feb. 11, 2023), in Oxford, Miss. |

|  |   |
|--|---|
| <b>Collected 50 or more rebounds:</b>                                | South Carolina: 51, vs. Western Kentucky (Dec. 22, 2022), in Columbia, S.C.<br>Opponent: 51, Clemson (Dec. 18, 2021) in Clemson, S.C.   |
| <b>Shot 60% or better from the field:</b>                            | South Carolina: 60.0% (39-65), vs. High Point (March 15, 2016) in Columbia, S.C.<br>Opponent: 69.6% (32-46) Missouri (Feb. 28, 2013) in Columbia, S.C.  |
| <b>Shot 50% or better from the field:</b>                            | South Carolina: 52.0% (26-50), at Missouri (Feb. 7, 2023), in Columbia, Mo.<br>Opponent: 50.0% (26-52), Miss. State (Feb. 28, 2023), in Starkville, Miss.   |
| <b>Shot less than 30% from the field:</b>                            | South Carolina: 25.0% (12-48), vs. No. 8/9 Tennessee (Jan. 7, 2023), in Columbia, S.C.<br>Opponent: 27.3% (15-55), Texas A&M (Feb. 8, 2020) in Columbia, S.C.   |
| <b>Shot 50% or better from 3-point range (at least 10 attempts):</b> | South Carolina: 55.0% (11-20), at Kentucky (Jan. 10, 2023), in Lexington, Ky.<br>Opponent: 51.9% (14-27), No. 22/20 Tennessee, (Feb. 5, 2022), in Columbia, S.C.  |
| <b>Shot 20% or less from 3-point range (at least 10 attempts):</b>   | South Carolina: 15.4% (4-26), No. 8/9 Tennessee (Jan. 7, 2023), in Columbia, S.C.<br>Opponent: 17.6% (3-17), No. 16/17 Auburn (Jan. 21, 2023) in Columbia, S.C.   |
| <b>Dished 20 or more assists:</b>                                    | South Carolina: 20, at LSU (Feb. 18, 2023), in Baton Rouge, La.<br>Opponent: 29, No. 11/13 Tennessee (Feb. 25, 2023) in Knoxville, Tenn.  |
| <b>Made 35 or more shots:</b>  | South Carolina: 45, vs. Allen (Dec. 14, 2021) in Columbia, S.C.<br>Opponent: 36, No. 11/13 Tennessee (Feb. 25, 2023) in Knoxville, Tenn..   |
| <b>Attempted 80 or more shots:</b>                                   | South Carolina: 82, vs. No. 5/4 Kentucky, (Feb. 8, 2022) in Columbia, S.C.<br>Opponent: 83, LSU (Feb. 10, 1996) in Columbia, S.C.   |
| <b>Attempted 70 or more shots:</b>                                   | South Carolina: 72, at Vanderbilt (Jan. 3, 2023), in Nashville, Tenn.<br>Opponent: 72, Army (Dec. 22, 2021) in Columbia, S.C.   |
| <b>Made 10 or more 3-pointers:</b>                                   | South Carolina: 15, at LSU (Feb. 18, 2023), in Baton Rouge, La.<br>Opponent: 10, No. 11/13 Tennessee (Feb. 25, 2023) in Knoxville, Tenn.  |
| <b>Did not make a 3-pointer:</b>                                     | South Carolina: vs. USC Upstate (Nov. 6, 2018) in Columbia<br>Opponent: Mississippi State (Feb. 23, 2022) in Columbia, S.C.   |
| <b>Attempted 30 or more 3-pointers:</b>                              | South Carolina: 32, at LSU (Feb. 18, 2023), in Baton Rouge, La.<br>Opponent: 37, Vanderbilt (Feb. 14, 2023) in Columbia, S.C..  |
| <b>Attempted 25 or more 3-pointers:</b>                              | South Carolina: 27, vs. Vanderbilt (Feb. 14, 2023) in Columbia, S.C..<br>Opponent: 27, No. 2/2 Alabama (Feb. 22, 2023) in Columbia, S.C.  |
| <b>Made 30 or more free throws:</b>                                  | South Carolina: 35, vs. Alabama (Feb. 7, 2017) in Columbia, S.C.<br>Opponent: 34, Ole Miss (Feb. 13, 2021) in Columbia, S.C.  |
| <b>Attempted 40 or more free throws:</b>                             | South Carolina: 50, vs. Alabama (Feb. 7, 2017) in Columbia, S.C.<br>Opponent: 44, Ole Miss (Feb. 13, 2021) in Columbia, S.C.  |
| <b>Swiped 15 or more steals:</b>                                     | South Carolina: 15, at Georgia (Feb. 27, 2021) in Athens, Ga.<br>Opponent: 15, Georgia (Jan. 28, 2023) in Athens, Ga.   |
| <b>Blocked 12 or more shots:</b>                                     | South Carolina: 12, vs. Coastal Carolina (Nov. 30, 2018) in Coulmbia, S.C.<br>Opponent: 12, Florida (Feb. 3, 2021) in Gainesville, Fla.   |
| <b>Blocked 8 or more shots:</b>                                      | South Carolina: 8, vs. Army (Dec. 22, 2021) in Columbia, S.C.<br>Opponent: 9, Florida (Jan. 25, 2023), in Gainesville, Fla.   |
| <b>Won by 30 or more points:</b>                                     | South Carolina: 30, vs. Army (Dec. 22, 2021) in Columbia, S.C.<br>Opponent: 40, No. 11/13 Tennessee (Feb. 25, 2023) in Knoxville, Tenn.   |
| <b>Won by 20 or more points:</b>                                     | South Carolina: 30, vs. Army (Dec. 22, 2021) in Columbia, S.C.<br>Opponent: 21, Florida (Jan. 25, 2023), in Gainesville, Fla.   |
| <b>Played a single overtime game:</b>                                | Win: 74-71, at Georgetown (Dec. 3, 2022), in Washington, D.C.<br>Loss: 78-76, vs. No. 2/2 Alabama (Feb. 22, 2023) in Columbia, S.C.   |
| <b>Played a double overtime game:</b>                                | Win: 87-85 vs. WKU (Nov. 27, 2010) in Bowling Green, Ky.<br>Loss: 98-88 vs. Louisville (Feb. 20, 1988) in Columbia, S.C.  |
| <b>South Carolina played a No. 1 Team in the country:</b>            | Win: 68-62 vs. No. 1/1 Kentucky (Jan. 26, 2010) in Columbia, S.C.<br>Loss: 85-73 loss to No. 1/1 Tennessee (Feb. 13, 2019) in Knoxville, Tenn.  |
| <b>South Carolina played a top-5 opponent:</b>                       | Win: 68-62 vs. No. 1/1 Kentucky, (Jan. 26, 2010) in Columbia, S.C.<br>Loss: 78-76 OT loss to No. 2/2 Alabama (Feb. 22, 2023) in Columbia, S.C.  |
| <b>South Carolina played a top-10 opponent:</b>                      | Win: 81-78 win vs. No. 10/12 Kentucky (Jan. 15, 2020) in Columbia, S.C.<br>Loss: 85-42 loss vs. No. 8/9 Tennessee (Jan. 7, 2023), in Columbia, S.C.   |
| <b>South Carolina played a top-25 opponent:</b>                      | Win: 77-62 win at No. 22/23 Florida (Feb. 3, 2021) in Gainesville, Fla.<br>Loss: 85-45 loss at No. 11/13 Tennessee (Feb. 25, 2023) in Knoxville, Tenn.  |
| <b>South Carolina defeated a ranked opponent:</b>                    | Home: 81-78 win vs. No. 10/12 Kentucky (Jan. 15, 2020) in Columbia, S.C.<br>Away: 77-62 win at Florida (Feb. 3, 2021) in Gainesville, Fla.<br>Neutral: 77-70 vs. No. 20/17 Florida (March 26, 2017) in New York City<br>SEC Home: 81-78 win vs. No. 10/12 Kentucky (Jan. 15, 2020) in Columbia, S.C.<br>SEC Away: 77-72 win at No. 20/22 Florida (Jan. 24, 2018) in Gainesville, Fla.<br>Non-conference away: 70-59 win at No. 9/7 Virginia (Dec. 22, 2019) in Charlottesville, Va. |
| <b>South Carolina defeated a top-10 opponent:</b>                    | Home: 81-78 win vs. No. 10/12 Kentucky (Jan. 15, 2020) in Columbia, S.C.<br>Away: 70-59 win at No. 9/7 Virginia (Dec. 22, 2019) in Charlottesville, Va.<br>Neutral: 88-81 win vs. No. 7/7 Duke (March 19, 2017) in Greenville, S.C.   |
| <b>A South Carolina win opened the season:</b>                       | Home: 80-77 win vs. SC State (Nov. 8, 2022), in Columbia, S.C.<br>Away: 73-52 win at Wofford (Nov. 10, 2017) in Spartanburg, S.C.<br>Neutral: 74-61 win vs. Chaminade (Nov. 19, 2001) in Maui, Hawaii (Maui Invite)   |
| <b>South Carolina opened SEC play:</b>                               | Home: 85-42 loss vs. No. 8/9 Tennessee (Jan. 7, 2023), in Columbia, S.C.<br>Away: 84-79 OT loss at Vanderbilt (Jan. 3, 2023), in Nashville, Tenn.   |

# 21 JA'VON BENSON *JUH-Von*

Jr. • Forward • 6-7 • 253 • Columbia, S.C. // Ridge View

## CAREER HIGHS


### Single Game Highs

| Statistic    | Value  |
|--------------|--|
| Points       | 8 vs Allen 12/14/21                                      |
| Rebounds     | 8 vs USC Upstate 11/09/21                                |
| Assists      | 2 vs Florida A&M 01/02/21                                |
| Steals       | 1 at Clemson 12/18/21, vs Tennessee 02/05/22             |
| Blocks       | 2 vs Army West Point 12/22/21                            |
| FG Made      | 3 vs Allen 12/14/21, at Clemson 12/18/21                 |
| FG Attempts  | 6 vs Allen 12/14/21, at Clemson 12/18/21                 |
| 3FG Made     | 1 vs Florida A&M 01/02/21, at George Washington 11/30/22 |
| 3FG Attempts | 2 4 times  |
| FT Made      | 2 vs Allen 12/14/21                                      |
| FT Attempts  | 4 vs Florida A&M 01/02/21, vs Allen 12/14/21             |

## SUPERLATIVES

|                          | '22-23 | Career |
|--------------------------|--------|--------|
| Double-figure scoring    | -      | -      |
| Double-figure rebounding | -      | -      |
| Double-double            | -      | -      |
| 2+ blocks                | -      | 1      |
| Team high scoring        | -      | -      |
| Team high rebounding     | -      | 1      |
| Team high blocks         | 1      | 2      |
| Team high assists        | -      | 1      |
| Team high steals         | -      | 1      |

*includes led, or shared team high*



**INSTAGRAM:** [jbreeezzy](#)

**TWITTER:** [@jbreezzzy](#)

## 2022-23 GAME-BY-GAME

| Opponent             | Date       | GS | MIN            | Total      |             | 3-Pointers |             | Free throws |             | Rebounds |          |          |            | PF       | A        | TO       | BLK      | STL      | PTS      | AVG        |
|----------------------|------------|----|----------------|------------|-------------|------------|-------------|-------------|-------------|----------|----------|----------|------------|----------|----------|----------|----------|----------|----------|------------|
|                      |            |    |                | FG-FGA     | PCT         | 3FG-3FGA   | PCT         | FT-FTA      | PCT         | OFF      | DEF      | TOT      | AVG        |          |          |          |          |          |          |            |
| vs Colorado St.      | 11/17/2022 |    | 04:43          | 0-4        | .000        | 0-2        | .000        | 0-0         | .000        | 0        | 2        | 2        | 2.0        | 1        | 0        | 0        | 0        | 0        | 0        | 0.0        |
| at George Washington | 11/30/2022 |    | 04:34          | 1-2        | .500        | 1-2        | .500        | 0-0         | .000        | 0        | 1        | 1        | 1.5        | 0        | 0        | 0        | 0        | 0        | 3        | 1.5        |
| Tennessee            | 01/07/2023 |    | 02:06          | 0-0        | .000        | 0-0        | .000        | 0-0         | .000        | 0        | 0        | 0        | 1.0        | 0        | 0        | 0        | 0        | 0        | 1.0      |            |
| Texas A&M            | 01/14/2023 |    | 01:57          | 0-0        | .000        | 0-0        | .000        | 0-0         | .000        | 0        | 0        | 0        | 0.8        | 0        | 0        | 0        | 0        | 0        | 0.8      |            |
| at Florida           | 01/25/2023 |    | 02:47          | 0-2        | .000        | 0-0        | .000        | 0-0         | .000        | 0        | 1        | 1        | 0.8        | 0        | 0        | 1        | 1        | 0        | 0        | 0.6        |
| at Tennessee         | 02/25/2023 |    | 01:41          | 0-1        | .000        | 0-1        | .000        | 0-0         | .000        | 0        | 1        | 1        | 0.8        | 0        | 0        | 1        | 0        | 0        | 0        | 0.5        |
| <b>Totals</b>        |            |    | <b>0 17:48</b> | <b>1-9</b> | <b>.111</b> | <b>1-5</b> | <b>.200</b> | <b>0-0</b>  | <b>.000</b> | <b>0</b> | <b>5</b> | <b>5</b> | <b>0.8</b> | <b>1</b> | <b>0</b> | <b>2</b> | <b>1</b> | <b>0</b> | <b>3</b> | <b>0.5</b> |

### Player Averages

| Games Played | Minutes/ game | Points/ game | FG Pct | 3FG Pct | FT Pct | Rebounds/ game | Assists/ game | Turnovers/ game | Assist/Turnover ratio | Steals/ game | Blocks/ game |
|--------------|---------------|--------------|--------|---------|--------|----------------|---------------|-----------------|-----------------------|--------------|--------------|
| 6            | 3.0           | 0.5          | 11.1   | 20.0    | 0.0    | 0.8            | 0.0           | 0.3             | 0.0                   | 0.0          | 0.2          |

## PLAYER BIO

### 2022-23

- Saw first action of the season vs. Colorado State (Nov. 17)

### 2021-22

- Played in six games, averaging 3.3 points and 4.2 rebounds per contest
- Had six points and five rebounds in season-high 17 minutes at Clemson (Dec. 18)
- Scored career-high eight points vs. Allen (Dec. 14) ; went 3-for-6 from the floor
- Pulled down a career-high eight rebounds in season-opening win vs. USC Upstate (Nov. 9)

## CAREER HIGHLIGHTS

- > Saw action in three games during rookie season (2020-21)
- > Helped high school team post back-to-back state championships during junior and senior seasons
- > Averaged 17.5 points and 11.2 rebounds per game as a senior en route to Class 4A Player of the Year honors

## PERSONAL

- > Son of James Benson and Rennè Outen-Pinckney
- > Has four brothers, Kwali, Michael, Miles and Mali, and a sister, La'La
- > Credits LeBron James as his inspiration in his basketball career
- > His advice to young people is to "be yourself and be you!"
- > After basketball, would like to be a coach
- > Began playing basketball at the age of five
- > Chose South Carolina because "they believed in my academic and athletic abilities"
- > Major is undecided

## CAREER STATS

| SEASON       | TEAM | GP-GS       | MIN/AVG       | Field Goals  |             | 3-Point     |             | F-Throws    |             | Rebounds  |           |           |            | Scoring     |          |           |          |          |           |            |
|--------------|------|-------------|---------------|--------------|-------------|-------------|-------------|-------------|-------------|-----------|-----------|-----------|------------|-------------|----------|-----------|----------|----------|-----------|------------|
|              |      |             |               | FG-FGA       | FG%         | 3FG-3FGA    | 3FG%        | FT-FTA      | FT%         | OFF       | DEF       | TOT       | AVG        | PF          | FO       | A         | TO       | BLK      | STL       | PTS        |
| 2020-21      | USC  | 3-0         | 23/7.7        | 2-7          | .286        | 1-3         | .333        | 1-4         | .250        | 3         | 3         | 6         | 2.0        | 1-0         | 2        | 0         | 1        | 0        | 6         | 2.0        |
| 2021-22      | USC  | 6-0         | 57/9.6        | 9-22         | .409        | 0-4         | .000        | 2-6         | .333        | 7         | 18        | 25        | 4.2        | 10-0        | 2        | 8         | 5        | 2        | 20        | 3.3        |
| 2022-23      | USC  | 6-0         | 18/3.0        | 1-9          | .111        | 1-5         | .200        | 0-0         | .000        | 0         | 5         | 5         | 0.8        | 1-0         | 0        | 2         | 1        | 0        | 3         | 0.5        |
| <b>TOTAL</b> |      | <b>15-0</b> | <b>98/6.6</b> | <b>12-38</b> | <b>.316</b> | <b>2-12</b> | <b>.167</b> | <b>3-10</b> | <b>.300</b> | <b>10</b> | <b>26</b> | <b>36</b> | <b>2.4</b> | <b>12-0</b> | <b>4</b> | <b>10</b> | <b>7</b> | <b>2</b> | <b>29</b> | <b>1.9</b> |



# 31

# BENJAMIN BOSMANS-VERDONK BOSE-mans-ver-DONK



**INSTAGRAM:** bosmansverdonk

**TWITTER:** @BosmansVerdonk

**Rjr. • Forward • 6-9 • 250 • Lommel, Belgium // Illinois // KA Pegasus**

### CAREER HIGHS

#### Single Game Highs

| Statistic    | Value   |
|--------------|---|
| Points       | 8 vs Arkansas St. 11/12/21, vs Michigan St. 01/25/22, vs USC Upstate 11/25/22 |
| Rebounds     | 10 vs Jackson St. 11/09/21, vs Arkansas St. 11/12/21                          |
| Assists      | 6 vs UTRGV 11/26/21   |
| Steals       | 2 vs Hampton 11/23/19, vs Purdue 01/17/22, vs USC Upstate 11/25/22            |
| Blocks       | 2 vs The Citadel 11/20/19   |
| FG Made      | 4 vs Michigan St. 01/25/22, vs USC Upstate 11/25/22                           |
| FG Attempts  | 7 vs Michigan St. 01/25/22, vs USC Upstate 11/25/22                           |
| 3FG Attempts | 1 vs Nicholls 11/05/19, vs The Citadel 11/20/19                               |
| FT Made      | 4 vs Ole Miss 01/17/23, vs Furman 11/20/22                                    |
| FT Attempts  | 6 vs Ole Miss 01/17/23  |

### SUPERLATIVES

|                          | '22-23 | Career |
|--------------------------|--------|--------|
| Double-figure scoring    | -      | -      |
| Double-figure rebounding | -      | 2      |
| Double-double            | -      | -      |
| 5+ assists               | -      | 1      |
| 2+ blocks                | -      | 1      |
| Team high scoring        | -      | -      |
| Team high rebounding     | 1      | 1*     |
| Team high blocks         | 4      | 4*     |
| Team high assists        | 2      | 2*     |

*includes led, or shared team high  
\*at Carolina only*

### 2022-23 GAME-BY-GAME

| Opponent             | Date       | GS | MIN       | Total         |              | 3-Pointers  |            | Free throws |              | Rebounds    |           |           |           | PF         | A         | TO        | BLK       | STL      | PTS       | AVG       |            |
|----------------------|------------|----|-----------|---------------|--------------|-------------|------------|-------------|--------------|-------------|-----------|-----------|-----------|------------|-----------|-----------|-----------|----------|-----------|-----------|------------|
|                      |            |    |           | FG-FGA        | PCT          | 3FG-3FGA    | PCT        | FT-FTA      | PCT          | OFF         | DEF       | TOT       | AVG       |            |           |           |           |          |           |           |            |
| Clemson              | 11/11/2022 | *  | 15:28     | 1-1           | 1.000        | 0-0         | .000       | 0-0         | .000         | 1           | 3         | 4         | 4.0       | 4          | 2         | 7         | 0         | 0        | 2         | 2.0       |            |
| vs Colorado St.      | 11/17/2022 | *  | 20:49     | 1-3           | .333         | 0-0         | .000       | 0-0         | .000         | 2           | 1         | 3         | 3.5       | 4          | 2         | 1         | 0         | 0        | 2         | 2.0       |            |
| vs Davidson          | 11/18/2022 | *  | 23:51     | 1-5           | .200         | 0-0         | .000       | 1-2         | .500         | 2           | 4         | 6         | 4.3       | 3          | 2         | 1         | 0         | 1        | 3         | 2.3       |            |
| vs Furman            | 11/20/2022 | *  | 19:24     | 0-0           | .000         | 0-0         | .000       | 4-5         | .800         | 2           | 2         | 4         | 4.3       | 0          | 1         | 1         | 0         | 0        | 4         | 2.8       |            |
| USC Upstate          | 11/25/2022 | *  | 29:52     | 4-7           | .571         | 0-0         | .000       | 0-0         | .000         | 3           | 4         | 7         | 4.8       | 2          | 4         | 2         | 1         | 2        | 8         | 3.8       |            |
| at George Washington | 11/30/2022 | *  | 19:38     | 1-6           | .167         | 0-0         | .000       | 1-4         | .250         | 5           | 1         | 6         | 5.0       | 0          | 2         | 1         | 0         | 1        | 3         | 3.7       |            |
| at Georgetown        | 12/03/2022 | *  | 19:20     | 2-4           | .500         | 0-0         | .000       | 0-1         | .000         | 5           | 1         | 6         | 5.1       | 4          | 2         | 2         | 0         | 0        | 4         | 3.7       |            |
| Presbyterian         | 12/11/2022 | *  | 08:52     | 2-4           | .500         | 0-0         | .000       | 0-0         | .000         | 2           | 0         | 2         | 4.8       | 3          | 0         | 3         | 1         | 1        | 4         | 3.8       |            |
| at UAB               | 12/14/2022 | *  | 23:19     | 2-5           | .400         | 0-0         | .000       | 1-1         | 1.000        | 3           | 2         | 5         | 4.8       | 1          | 2         | 0         | 0         | 1        | 5         | 3.9       |            |
| vs East Carolina     | 12/17/2022 | *  | 15:53     | 2-3           | .667         | 0-0         | .000       | 2-3         | .667         | 2           | 1         | 3         | 4.6       | 1          | 0         | 1         | 0         | 1        | 6         | 4.1       |            |
| Western Ky.          | 12/22/2022 | *  | 12:13     | 2-3           | .667         | 0-0         | .000       | 0-0         | .000         | 4           | 1         | 5         | 4.6       | 4          | 0         | 1         | 0         | 0        | 4         | 4.1       |            |
| Eastern Mich.        | 12/30/2022 | *  | 14:23     | 0-0           | .000         | 0-0         | .000       | 0-1         | .000         | 1           | 1         | 2         | 4.4       | 2          | 2         | 3         | 1         | 0        | 0         | 3.8       |            |
| at Vanderbilt        | 01/03/2023 | *  | 20:33     | 0-2           | .000         | 0-0         | .000       | 2-2         | 1.000        | 4           | 0         | 4         | 4.4       | 5          | 1         | 2         | 0         | 0        | 2         | 3.6       |            |
| Tennessee            | 01/07/2023 | *  | 14:37     | 0-1           | .000         | 0-0         | .000       | 0-0         | .000         | 1           | 1         | 2         | 4.2       | 3          | 0         | 0         | 0         | 0        | 0         | 3.4       |            |
| at Kentucky          | 01/10/2023 | *  | 12:04     | 0-0           | .000         | 0-0         | .000       | 0-0         | .000         | 0           | 0         | 0         | 3.9       | 3          | 2         | 0         | 0         | 0        | 0         | 3.1       |            |
| Texas A&M            | 01/14/2023 | *  | 13:44     | 0-1           | .000         | 0-0         | .000       | 0-0         | .000         | 0           | 1         | 1         | 3.8       | 2          | 1         | 2         | 0         | 0        | 0         | 2.9       |            |
| Ole Miss             | 01/17/2023 | *  | 13:06     | 0-0           | .000         | 0-0         | .000       | 4-6         | .667         | 0           | 1         | 1         | 3.6       | 1          | 1         | 3         | 0         | 1        | 4         | 3.0       |            |
| Auburn               | 01/21/2023 | *  | 06:13     | 0-0           | .000         | 0-0         | .000       | 0-0         | .000         | 0           | 2         | 2         | 3.5       | 2          | 0         | 2         | 0         | 0        | 0         | 2.8       |            |
| at Florida           | 01/25/2023 | *  | 09:38     | 0-1           | .000         | 0-0         | .000       | 0-0         | .000         | 0           | 1         | 1         | 3.4       | 1          | 0         | 3         | 1         | 0        | 0         | 2.7       |            |
| at Georgia           | 01/28/2023 | *  | 16:37     | 1-1           | 1.000        | 0-0         | .000       | 1-2         | .500         | 2           | 2         | 4         | 3.4       | 2          | 0         | 0         | 0         | 1        | 3         | 2.7       |            |
| Mississippi St.      | 01/31/2023 | *  | 13:30     | 0-0           | .000         | 0-0         | .000       | 0-0         | .000         | 0           | 2         | 2         | 3.3       | 2          | 2         | 1         | 0         | 1        | 0         | 2.6       |            |
| Arkansas             | 02/04/2023 | *  | 12:38     | 0-0           | .000         | 0-0         | .000       | 0-0         | .000         | 2           | 2         | 4         | 3.4       | 0          | 1         | 1         | 0         | 0        | 2.5       |           |            |
| at Missouri          | 02/07/2023 | *  | 14:47     | 0-1           | .000         | 0-0         | .000       | 0-0         | .000         | 2           | 0         | 2         | 3.3       | 3          | 1         | 0         | 1         | 0        | 0         | 2.3       |            |
| at Ole Miss          | 02/11/2023 | *  | 13:37     | 0-1           | .000         | 0-0         | .000       | 0-0         | .000         | 0           | 2         | 2         | 3.3       | 1          | 1         | 0         | 0         | 0        | 0         | 2.3       |            |
| Vanderbilt           | 02/14/2023 | *  | 08:13     | 0-0           | .000         | 0-0         | .000       | 0-0         | .000         | 1           | 0         | 1         | 3.2       | 1          | 0         | 0         | 0         | 0        | 0         | 2.2       |            |
| at LSU               | 02/18/2023 | *  | 20:15     | 1-2           | .500         | 0-0         | .000       | 0-0         | .000         | 3           | 0         | 3         | 3.2       | 4          | 4         | 0         | 0         | 0        | 2         | 2.2       |            |
| Alabama              | 02/22/2023 | *  | 09:53     | 0-0           | .000         | 0-0         | .000       | 0-0         | .000         | 1           | 0         | 1         | 3.1       | 4          | 0         | 0         | 0         | 0        | 0         | 2.1       |            |
| at Tennessee         | 02/25/2023 | *  | 13:45     | 1-1           | 1.000        | 0-0         | .000       | 0-0         | .000         | 1           | 2         | 3         | 3.1       | 0          | 0         | 0         | 0         | 1        | 2         | 2.1       |            |
| at Mississippi St.   | 02/28/2023 | *  | 11:05     | 1-1           | 1.000        | 0-0         | .000       | 0-0         | .000         | 1           | 1         | 2         | 3.0       | 4          | 2         | 2         | 0         | 0        | 2         | 2.1       |            |
| <b>Totals</b>        |            |    | <b>14</b> | <b>447:17</b> | <b>22-53</b> | <b>.415</b> | <b>0-0</b> | <b>.000</b> | <b>16-27</b> | <b>.593</b> | <b>50</b> | <b>38</b> | <b>88</b> | <b>3.0</b> | <b>66</b> | <b>34</b> | <b>39</b> | <b>6</b> | <b>11</b> | <b>60</b> | <b>2.1</b> |

### Player Averages

| Games Played | Minutes/game | Points/game | FG Pct | 3FG Pct | FT Pct | Rebounds/game | Assists/game | Turnovers/game | Assist/Turnover ratio | Steals/game | Blocks/game |
|--------------|--------------|-------------|--------|---------|--------|---------------|--------------|----------------|-----------------------|-------------|-------------|
| 29           | 15.4         | 2.1         | 41.5   | 0.0     | 59.3   | 3.0           | 1.2          | 1.3            | 0.9                   | 0.4         | 0.2         |

### PLAYER BIO

#### 2022-23

- Matched season high, dishing out four assists in 82-73 win at LSU (Feb. 18)
- Had four points, six rebounds and two assists in just 19 minutes of action in a comeback, road win at Georgetown (Dec. 3)
- Matched career high with eight points, adding seven rebounds and a team-high four assists in victory over USC Upstate (Nov. 25); also had pair of steals and a block; led the team with a +/- of 22 in his 30 minutes on the floor
- Pulled down season-high six rebounds vs. Davidson (Nov. 18)
- Made Gamecock debut in 60-58 win vs. Clemson (Nov. 11)

#### PRE-SOUTH CAROLINA

- Saw limited action in 41 games with two starts in three seasons at Illinois (2019-22)
- Played in a career-high 24 games for the Illini in 2021-22, averaging 1.6 points and 2.1 rebounds in 7.8 minutes per contest
- Shot 47.2 percent (17-for-36) from the floor in redshirt sophomore season at Illinois
- Was on pair of NCAA Tournament teams (2021, 2022) and a member of the 2021 Big Ten Tournament Champions and 2022 Big Ten Regular Season Co-Champions
- Scored career high eight points twice: vs. Arkansas State (11/12/21) and vs. Michigan State (1/25/22)
- Pulled down career-high 10 rebounds in back-to-back games to open the 2021-22 season vs. Jackson State (11/9/21) and Arkansas State (11/12/21)
- Dished out a career-high six assists vs. Texas-Rio Grande Valley (11/26/21)

#### PERSONAL

- Son of Rony Verdonk and Luana Bosmans
- Has a younger brother, Mauro
- Played handball, soccer and swam competitively growing up
- List playing the piano as one of his hobbies
- Graduated from Illinois in three years with a degree in psychology
- Currently enrolled in the University of South Carolina School of Law

### CAREER STATS

| SEASON               | TEAM   | GP-GS        | MIN/AVG         | Field Goals   |             | 3-Point    |             | F-Throws     |             | Rebounds  |           |            |            | Scoring      |           |           |          |           |            |            |
|----------------------|--------|--------------|-----------------|---------------|-------------|------------|-------------|--------------|-------------|-----------|-----------|------------|------------|--------------|-----------|-----------|----------|-----------|------------|------------|
|                      |        |              |                 | FG-FGA        | FG%         | 3FG-3FGA   | 3FG%        | FT-FTA       | FT%         | OFF       | DEF       | TOT        | AVG        | PF-FO        | A         | TO        | BLK      | STL       | PTS        | AVG        |
| 2019-20              | Illini | 9-0          | 57/6.3          | 4-11          | .364        | 0-2        | .000        | 3-4          | .750        | 6         | 4         | 10         | 1.1        | 6-0          | 6         | 5         | 2        | 3         | 11         | 1.2        |
| 2020-21              | Illini | 8-0          | 18/2.2          | 1-3           | .333        | 0-0        | .000        | 0-0          | .000        | 1         | 2         | 3          | 0.4        | 0-0          | 0         | 1         | 0        | 0         | 2          | 0.3        |
| 2021-22              | Illini | 24-2         | 186/7.8         | 17-36         | .472        | 0-0        | .000        | 5-17         | .294        | 25        | 26        | 51         | 2.1        | 33-0         | 15        | 5         | 0        | 7         | 39         | 1.6        |
| 2022-23              | USC    | 29-14        | 447/15.4        | 22-53         | .415        | 0-0        | .000        | 16-27        | .593        | 50        | 38        | 88         | 3.0        | 66-1         | 34        | 39        | 6        | 11        | 60         | 2.1        |
| <b>TOTAL FOR USC</b> |        | <b>29-14</b> | <b>447/15.4</b> | <b>22-53</b>  | <b>.415</b> | <b>0-0</b> | <b>.000</b> | <b>16-27</b> | <b>.593</b> | <b>50</b> | <b>38</b> | <b>88</b>  | <b>3.0</b> | <b>66-1</b>  | <b>34</b> | <b>39</b> | <b>6</b> | <b>11</b> | <b>60</b>  | <b>2.1</b> |
| <b>TOTAL</b>         |        | <b>70-16</b> | <b>708/10.1</b> | <b>44-103</b> | <b>.427</b> | <b>0-2</b> | <b>.000</b> | <b>24-48</b> | <b>.500</b> | <b>82</b> | <b>70</b> | <b>152</b> | <b>2.2</b> | <b>105-1</b> | <b>55</b> | <b>50</b> | <b>8</b> | <b>21</b> | <b>112</b> | <b>1.6</b> |

# 10 HAYDEN BROWN

Gr. • Forward • 6-5 • 234 • Greer, S.C. // The Citadel // Byrnes HS (Duncan, S.C.)

## CAREER HIGHS

### Single Game Highs

| Statistic    | Value  |
|--------------|--|
| Points       | 37 vs Chattanooga 01/09/21                         |
| Rebounds     | 21 vs Columbia Int'l 12/07/20                      |
| Assists      | 7 vs Columbia Int'l 12/07/20                       |
| Steals       | 4 5 times  |
| Blocks       | 3 vs Davidson 11/18/22                             |
| FG Made      | 13 vs Columbia Int'l 12/07/20, vs Samford 02/05/22 |
| FG Attempts  | 26 vs South Carolina St. 12/20/21                  |
| 3FG Made     | 7 vs Chattanooga 01/09/21                          |
| 3FG Attempts | 10 vs Chattanooga 01/09/21                         |
| FT Made      | 11 at Longwood 12/19/20, vs Mercer 01/17/22        |
| FT Attempts  | 14 vs Mercer 01/17/22                              |

## SUPERLATIVES

|                          | '22-23 | Career |
|--------------------------|--------|--------|
| Double-figure scoring    | 17     | 82     |
| Double-figure rebounding | 1      | 30     |
| Double-double            | 1      | 29     |
| 2+ blocks                | 1      | 5      |
| 2+ steals                | 7      | 7*     |
| Team high scoring        | 4      | 4*     |
| Team high rebounding     | 3      | 3      |
| Team high blocks         | 3      | 3      |
| Team high steals         | 14     | 14*    |

includes led, or shared team high; \*at Carolina only



INSTAGRAM: haybrochill

TWITTER: @haybrochill

## 2022-23 GAME-BY-GAME

| Opponent             | Date       | GS | MIN       | Total         |                |             | 3-Pointers    |             |              | Free throws |           | Rebounds  |            |            |            | PF        | A         | TO        | BLK       | STL        | PTS         | AVG |
|----------------------|------------|----|-----------|---------------|----------------|-------------|---------------|-------------|--------------|-------------|-----------|-----------|------------|------------|------------|-----------|-----------|-----------|-----------|------------|-------------|-----|
|                      |            |    |           | FG-FGA        | PCT            | 3FG-3FGA    | PCT           | FT-FTA      | PCT          | OFF         | DEF       | TOT       | AVG        |            |            |           |           |           |           |            |             |     |
| South Carolina St.   | 11/08/2022 | *  | 26:44     | 6-10          | .600           | 0-1         | .000          | 9-12        | .750         | 1           | 4         | 5         | 5.0        | 4          | 0          | 0         | 1         | 1         | 21        | 21.0       |             |     |
| Clemson              | 11/11/2022 | *  | 27:22     | 3-12          | .250           | 2-6         | .333          | 1-2         | .500         | 3           | 3         | 6         | 5.5        | 4          | 1          | 3         | 0         | 1         | 9         | 15.0       |             |     |
| vs Colorado St.      | 11/17/2022 | *  | 17:45     | 2-5           | .400           | 1-3         | .333          | 0-0         | .000         | 0           | 6         | 6         | 5.7        | 4          | 1          | 2         | 1         | 0         | 5         | 11.7       |             |     |
| vs Davidson          | 11/18/2022 | *  | 31:42     | 3-14          | .214           | 0-5         | .000          | 4-4         | 1.000        | 1           | 3         | 4         | 5.3        | 3          | 0          | 4         | 3         | 2         | 10        | 11.3       |             |     |
| vs Furman            | 11/20/2022 | *  | 34:04     | 2-5           | .400           | 1-4         | .250          | 0-2         | .000         | 1           | 4         | 5         | 5.2        | 3          | 1          | 4         | 1         | 1         | 5         | 10.0       |             |     |
| USC Upstate          | 11/25/2022 | *  | 30:20     | 6-9           | .667           | 0-1         | .000          | 3-3         | 1.000        | 3           | 6         | 9         | 5.8        | 5          | 2          | 1         | 0         | 2         | 15        | 10.8       |             |     |
| at George Washington | 11/30/2022 | *  | 28:27     | 4-8           | .500           | 0-1         | .000          | 0-0         | .000         | 0           | 5         | 5         | 5.7        | 1          | 1          | 5         | 1         | 1         | 8         | 10.4       |             |     |
| at Georgetown        | 12/03/2022 | *  | 36:23     | 6-10          | .600           | 3-5         | .600          | 1-2         | .500         | 2           | 6         | 8         | 6.0        | 5          | 1          | 1         | 0         | 0         | 16        | 11.1       |             |     |
| Presbyterian         | 12/11/2022 | *  | 35:18     | 6-11          | .545           | 2-4         | .500          | 0-0         | .000         | 0           | 3         | 3         | 5.7        | 1          | 3          | 1         | 0         | 0         | 14        | 11.4       |             |     |
| at UAB               | 12/14/2022 | *  | 36:24     | 5-12          | .417           | 1-5         | .200          | 2-4         | .500         | 0           | 4         | 4         | 5.5        | 3          | 1          | 1         | 0         | 0         | 13        | 11.6       |             |     |
| vs East Carolina     | 12/17/2022 | *  | 38:52     | 6-11          | .545           | 0-3         | .000          | 3-3         | 1.000        | 2           | 3         | 5         | 5.5        | 2          | 0          | 3         | 0         | 0         | 15        | 11.9       |             |     |
| Western Ky.          | 12/22/2022 | *  | 33:08     | 3-14          | .214           | 0-6         | .000          | 5-9         | .556         | 4           | 1         | 5         | 5.4        | 4          | 1          | 3         | 0         | 1         | 11        | 11.8       |             |     |
| Eastern Mich.        | 12/30/2022 | *  | 32:45     | 1-5           | .200           | 0-2         | .000          | 6-10        | .600         | 1           | 5         | 6         | 5.5        | 2          | 2          | 0         | 1         | 1         | 8         | 11.5       |             |     |
| at Vanderbilt        | 01/03/2023 | *  | 32:36     | 5-14          | .357           | 2-6         | .333          | 0-0         | .000         | 0           | 4         | 4         | 5.4        | 5          | 1          | 1         | 1         | 1         | 12        | 11.6       |             |     |
| Tennessee            | 01/07/2023 | *  | 19:53     | 2-3           | .667           | 0-1         | .000          | 2-2         | 1.000        | 0           | 2         | 2         | 5.1        | 4          | 1          | 1         | 1         | 2         | 6         | 11.2       |             |     |
| at Kentucky          | 01/10/2023 | *  | 26:36     | 5-14          | .357           | 1-5         | .200          | 0-0         | .000         | 3           | 2         | 5         | 5.1        | 5          | 1          | 2         | 0         | 1         | 11        | 11.2       |             |     |
| Ole Miss             | 01/17/2023 | *  | 20:50     | 4-7           | .571           | 0-2         | .000          | 1-2         | .500         | 0           | 2         | 2         | 4.9        | 5          | 1          | 1         | 0         | 1         | 9         | 11.1       |             |     |
| Auburn               | 01/21/2023 | *  | 19:29     | 1-4           | .250           | 1-3         | .333          | 4-6         | .667         | 1           | 2         | 3         | 4.8        | 4          | 2          | 5         | 0         | 3         | 7         | 10.8       |             |     |
| at Florida           | 01/25/2023 | *  | 08:59     | 1-3           | .333           | 0-1         | .000          | 0-0         | .000         | 0           | 1         | 1         | 4.6        | 5          | 0          | 3         | 0         | 1         | 2         | 10.4       |             |     |
| at Georgia           | 01/28/2023 | *  | 31:10     | 7-10          | .700           | 2-5         | .400          | 1-2         | .500         | 6           | 4         | 10        | 4.9        | 5          | 2          | 0         | 0         | 0         | 17        | 10.7       |             |     |
| Mississippi St.      | 01/31/2023 | *  | 32:43     | 3-8           | .375           | 1-4         | .250          | 1-5         | .200         | 1           | 4         | 5         | 4.9        | 1          | 0          | 0         | 1         | 1         | 8         | 10.6       |             |     |
| Arkansas             | 02/04/2023 | *  | 33:57     | 4-13          | .308           | 0-3         | .000          | 2-4         | .500         | 3           | 1         | 4         | 4.9        | 3          | 1          | 2         | 0         | 4         | 10        | 10.5       |             |     |
| at Missouri          | 02/07/2023 | *  | 35:03     | 8-16          | .500           | 0-3         | .000          | 3-5         | .600         | 3           | 3         | 6         | 4.9        | 2          | 3          | 1         | 1         | 1         | 19        | 10.9       |             |     |
| at Ole Miss          | 02/11/2023 | *  | 33:52     | 6-13          | .462           | 2-5         | .400          | 4-5         | .800         | 2           | 2         | 4         | 4.9        | 2          | 1          | 1         | 0         | 2         | 18        | 11.2       |             |     |
| Vanderbilt           | 02/14/2023 | *  | 31:48     | 5-12          | .417           | 0-4         | .000          | 1-1         | 1.000        | 4           | 3         | 7         | 5.0        | 5          | 2          | 4         | 0         | 1         | 11        | 11.2       |             |     |
| at LSU               | 02/18/2023 | *  | 31:35     | 4-9           | .444           | 1-4         | .250          | 7-7         | 1.000        | 2           | 5         | 7         | 5.0        | 5          | 4          | 5         | 1         | 2         | 16        | 11.4       |             |     |
| Alabama              | 02/22/2023 | *  | 31:07     | 2-5           | .400           | 0-1         | .000          | 0-2         | .000         | 1           | 1         | 2         | 4.9        | 5          | 0          | 2         | 0         | 0         | 4         | 11.1       |             |     |
| at Tennessee         | 02/25/2023 | *  | 31:55     | 7-14          | .500           | 3-8         | .375          | 1-3         | .333         | 0           | 4         | 4         | 4.9        | 2          | 0          | 3         | 0         | 1         | 18        | 11.4       |             |     |
| at Mississippi St.   | 02/28/2023 | *  | 34:51     | 5-12          | .417           | 0-4         | .000          | 2-2         | 1.000        | 2           | 2         | 4         | 4.9        | 3          | 3          | 1         | 0         | 0         | 12        | 11.4       |             |     |
| <b>Totals</b>        |            |    | <b>29</b> | <b>865:39</b> | <b>122-283</b> | <b>.431</b> | <b>23-105</b> | <b>.219</b> | <b>63-97</b> | <b>.649</b> | <b>46</b> | <b>95</b> | <b>141</b> | <b>4.9</b> | <b>102</b> | <b>36</b> | <b>60</b> | <b>12</b> | <b>31</b> | <b>330</b> | <b>11.4</b> |     |

## Player Averages

| Games Played | Minutes/game | Points/game | FG Pct | 3FG Pct | FT Pct | Rebounds/game | Assists/game | Turnovers/game | Assist/Turnover ratio | Steals/game | Blocks/game |
|--------------|--------------|-------------|--------|---------|--------|---------------|--------------|----------------|-----------------------|-------------|-------------|
| 29           | 29.8         | 11.4        | 43.1   | 21.9    | 64.9   | 4.9           | 1.2          | 2.1            | 0.6                   | 1.1         | 0.4         |

## PLAYER BIO

### 2022-23

- 16 points, seven rebounds, four assists and two steals in 82-73 win at LSU (Feb. 18)
- Led team with 18 points and two steals in 64-61 win at Ole Miss (Feb. 11), his third-straight game in double figures
- 19 points, six rebounds, three assists and a steal at Missouri (Feb. 7)
- Had 17 points and 10 rebounds at Georgia (Jan. 28) for first double-double in Garnet & Black
- Missed first game of season with deep thigh bruise vs. A&M (Jan. 14)
- Had 16 points and pulled down eight rebounds in comeback road win at Georgetown (Dec. 3)
- Scored 15 points and led team with nine rebounds in victory vs. USC Upstate (Nov. 25)
- Had 10 points, four rebounds and a career-high three blocks vs. Davidson (Nov. 18)
- Shined in Gamecock debut with game-high 21 points in an 80-77 win over SC State (Nov. 8)

### PRE-SOUTH CAROLINA

- In 111 career games at The Citadel (2017-2022), averaged 12.6 points, 6.7 rebounds and 1.7 assists while shooting 50.1 percent (516-of-1030) from the floor
- Scored 1,402 career points for The Citadel over five seasons, which is the seventh-most in program history
- Became the second player in The Citadel's program history to score 1,400 points and collect 700 rebounds
- Two-time First Team All-Southern Conference selection (2021, 2022)
- Nearly averaged a double-double during the 2021-22 season, averaging 18.8 points and 9.5 rebounds per game
- Averaged a double-double in 2020-21 with 18.8 points and 10.5 rebounds per game
- Scored 20 or more points in 24 career games, including 30 points or more on four different occasions
- Notched 28 career double-doubles for The Citadel, which is a program record
- Grabbed 10 or more rebounds 29 times over the course of five seasons
- Scored 20 points or more and grabbed 10 or more rebounds 13 times at The Citadel
- A standout off the court in the classroom, Brown made the Dean's List five times at The Citadel and was a three-time SoCon Honor Roll selection

### PERSONAL

- Son of Jeff and Jackie
- Has a brother, Janson, who played lacrosse at Lincoln Memorial University
- Earned a degree in business administration from The Citadel

## CAREER STATS

| SEASON               | TEAM | GP-GS          | MIN/AVG          | Field Goals     |             | 3-Point        |             | F-Throws       |             | Rebounds   |            |            |            | Scoring       |            |            |           |            |             |             |
|----------------------|------|----------------|------------------|-----------------|-------------|----------------|-------------|----------------|-------------|------------|------------|------------|------------|---------------|------------|------------|-----------|------------|-------------|-------------|
|                      |      |                |                  | FG-FGA          | FG%         | 3FG-3FGA       | 3FG%        | FT-FTA         | FT%         | OFF        | DEF        | TOT        | AVG        | PF-FO         | A          | TO         | BLK       | STL        | PTS         | AVG         |
| 2017-18              | Cit  | 29-9           | 390/13.4         | 56-130          | .431        | 12-43          | .279        | 26-37          | .703        | 22         | 57         | 79         | 2.7        | 55-3          | 26         | 31         | 6         | 23         | 150         | 5.2         |
| 2018-19              | Cit  | 22-13          | 437/19.9         | 63-128          | .492        | 15-52          | .288        | 17-22          | .773        | 46         | 65         | 111        | 5.0        | 68-4          | 19         | 28         | 8         | 23         | 158         | 7.2         |
| 2019-20              | Cit  | 6-5            | 112/18.7         | 31-57           | .544        | 8-19           | .421        | 10-14          | .714        | 4          | 16         | 20         | 3.3        | 13-0          | 7          | 16         | 2         | 8          | 80          | 13.3        |
| 2020-21              | Cit  | 24-24          | 755/31.5         | 159-313         | .508        | 26-91          | .286        | 107-152        | .704        | 55         | 197        | 252        | 10.5       | 67-3          | 67         | 60         | 9         | 27         | 451         | 18.8        |
| 2021-22              | Cit  | 30-30          | 964/32.1         | 207-402         | .515        | 33-116         | .284        | 116-185        | .627        | 67         | 219        | 286        | 9.5        | 74-3          | 68         | 68         | 5         | 33         | 563         | 18.8        |
| 2022-23              | USC  | 29-29          | 866/29.8         | 122-283         | .431        | 23-105         | .219        | 63-97          | .649        | 46         | 95         | 141        | 4.9        | 102-10        | 36         | 60         | 12        | 31         | 330         | 11.4        |
| <b>TOTAL FOR USC</b> |      | <b>29-29</b>   | <b>866/29.8</b>  | <b>122-283</b>  | <b>.431</b> | <b>23-105</b>  | <b>.219</b> | <b>63-97</b>   | <b>.649</b> | <b>46</b>  | <b>95</b>  | <b>141</b> | <b>4.9</b> | <b>102-10</b> | <b>36</b>  | <b>60</b>  | <b>12</b> | <b>31</b>  | <b>330</b>  | <b>11.4</b> |
| <b>TOTAL</b>         |      | <b>140-110</b> | <b>3524/25.2</b> | <b>638-1313</b> | <b>.486</b> | <b>117-426</b> | <b>.275</b> | <b>339-507</b> | <b>.669</b> | <b>240</b> | <b>649</b> | <b>889</b> | <b>6.4</b> | <b>379-23</b> | <b>223</b> | <b>263</b> | <b>42</b> | <b>145</b> | <b>1732</b> | <b>12.4</b> |

# 2

# CHICO CARTER JR.

Sr. • Guard • 6-3 • 192 • Columbia, S.C. // Murray State // Cardinal Newman School (Columbia, S.C.)

### CAREER HIGHS

#### Single Game Highs

| Statistic    | Value  |
|--------------|--|
| Points       | 27 at Tennessee Tech 02/27/21                  |
| Rebounds     | 6 at Vanderbilt 01/03/23                       |
| Assists      | 9 vs Brescia 11/16/19                          |
| Steals       | 3 4 times                                      |
| Blocks       | 1 9 times                                      |
| FG Made      | 9 5 times                                      |
| FG Attempts  | 18 at Tennessee Tech 02/27/21                  |
| 3FG Made     | 6 vs Davidson 11/18/22                         |
| 3FG Attempts | 8 at Georgetown 12/03/22, vs Davidson 11/18/22 |
| FT Made      | 9 at Clemson 12/18/21                          |
| FT Attempts  | 10 at Clemson 12/18/21                         |

### SUPERLATIVES

|                          | '22-23 | Career |
|--------------------------|--------|--------|
| Double-figure scoring    | 11     | 39     |
| Double-figure rebounding | -      | -      |
| Double-double            | -      | -      |
| 3+ assists               | 7      | 26     |
| 2+ steals                | 4      | 22     |
| Team high scoring        | 4      | 16     |
| Team high rebounding     | -      | -      |
| Team high assists        | 3      | 3      |
| Team high steals         | 8      | 8*     |

includes led, or shared team high  
\* indicates at South Carolina



INSTAGRAM: [chicocarterjr](#)

TWITTER: [@ccarterjr3](#)

### 2022-23 GAME-BY-GAME

| Opponent             | Date       | GS | MIN       | Total         |               | 3-Pointers  |               | Free throws |              | Rebounds    |          |           |           | PF         | A         | TO        | BLK       | STL      | PTS       | AVG        |            |
|----------------------|------------|----|-----------|---------------|---------------|-------------|---------------|-------------|--------------|-------------|----------|-----------|-----------|------------|-----------|-----------|-----------|----------|-----------|------------|------------|
|                      |            |    |           | FG-FGA        | PCT           | 3FG-3FGA    | PCT           | FT-FTA      | PCT          | OFF         | DEF      | TOT       | AVG       |            |           |           |           |          |           |            |            |
| South Carolina St.   | 11/08/2022 | *  | 37:40     | 2-11          | .182          | 0-4         | .000          | 1-3         | .333         | 0           | 0        | 0         | 0.0       | 2          | 3         | 0         | 0         | 1        | 5         | 5.0        |            |
| Clemson              | 11/11/2022 | *  | 30:57     | 6-9           | .667          | 4-6         | .667          | 0-0         | .000         | 0           | 1        | 1         | 0.5       | 0          | 3         | 3         | 0         | 2        | 16        | 10.5       |            |
| vs Colorado St.      | 11/17/2022 | *  | 28:33     | 2-9           | .222          | 1-4         | .250          | 0-0         | .000         | 0           | 2        | 2         | 1.0       | 1          | 1         | 3         | 0         | 0        | 5         | 8.7        |            |
| vs Davidson          | 11/18/2022 | *  | 39:04     | 9-14          | .643          | 6-8         | .750          | 2-3         | .667         | 0           | 4        | 4         | 1.8       | 2          | 2         | 2         | 0         | 0        | 26        | 13.0       |            |
| vs Furman            | 11/20/2022 | *  | 32:28     | 7-11          | .636          | 3-4         | .750          | 0-0         | .000         | 0           | 2        | 2         | 1.8       | 1          | 2         | 2         | 0         | 0        | 17        | 13.8       |            |
| at George Washington | 11/30/2022 | *  | 27:51     | 4-8           | .500          | 3-4         | .750          | 2-2         | 1.000        | 1           | 0        | 1         | 1.7       | 1          | 1         | 1         | 0         | 0        | 13        | 13.7       |            |
| at Georgetown        | 12/03/2022 | *  | 32:36     | 3-10          | .300          | 1-8         | .125          | 0-0         | .000         | 1           | 2        | 3         | 1.9       | 1          | 3         | 3         | 0         | 0        | 7         | 12.7       |            |
| Presbyterian         | 12/11/2022 | *  | 36:28     | 2-4           | .500          | 2-4         | .500          | 0-0         | .000         | 2           | 2        | 4         | 2.1       | 1          | 0         | 1         | 0         | 2        | 6         | 11.9       |            |
| at UAB               | 12/14/2022 | *  | 32:05     | 4-7           | .571          | 4-4         | 1.000         | 1-2         | .500         | 0           | 1        | 1         | 2.0       | 1          | 1         | 1         | 0         | 0        | 13        | 12.0       |            |
| vs East Carolina     | 12/17/2022 | *  | 21:51     | 2-7           | .286          | 1-4         | .250          | 0-1         | .000         | 0           | 1        | 1         | 1.9       | 2          | 1         | 1         | 0         | 1        | 5         | 11.3       |            |
| Western Ky.          | 12/22/2022 | *  | 25:14     | 3-5           | .600          | 1-2         | .500          | 0           | 1            | 1           | 1        | 1.8       | 4         | 3          | 0         | 0         | 0         | 8        | 11.0      |            |            |
| Eastern Mich.        | 12/30/2022 | *  | 28:53     | 6-7           | .857          | 2-3         | .667          | 1-2         | .500         | 1           | 0        | 1         | 1.8       | 1          | 1         | 0         | 0         | 2        | 15        | 11.3       |            |
| at Vanderbilt        | 01/03/2023 | *  | 36:13     | 9-14          | .643          | 4-6         | .667          | 2-4         | .500         | 3           | 3        | 6         | 2.1       | 2          | 4         | 0         | 0         | 0        | 24        | 12.3       |            |
| Tennessee            | 01/07/2023 | *  | 31:20     | 1-5           | .200          | 1-5         | .200          | 2-2         | 1.000        | 0           | 3        | 3         | 2.1       | 1          | 1         | 4         | 1         | 2        | 5         | 11.8       |            |
| at Kentucky          | 01/10/2023 | *  | 31:48     | 1-4           | .250          | 1-2         | .500          | 0-0         | .000         | 0           | 1        | 1         | 2.1       | 1          | 0         | 1         | 0         | 0        | 3         | 11.2       |            |
| Texas A&M            | 01/14/2023 | *  | 30:49     | 4-9           | .444          | 0-2         | .000          | 0-0         | .000         | 0           | 0        | 0         | 1.9       | 2          | 2         | 2         | 0         | 1        | 8         | 11.0       |            |
| Ole Miss             | 01/17/2023 | *  | 37:06     | 5-10          | .500          | 2-4         | .500          | 0-0         | .000         | 1           | 3        | 4         | 2.1       | 5          | 2         | 2         | 0         | 1        | 12        | 11.1       |            |
| Auburn               | 01/21/2023 | *  | 38:22     | 3-8           | .375          | 1-6         | .167          | 1-2         | .500         | 0           | 2        | 2         | 2.1       | 5          | 0         | 0         | 0         | 2        | 8         | 10.9       |            |
| at Florida           | 01/25/2023 | *  | 31:08     | 5-8           | .625          | 2-3         | .667          | 0-0         | .000         | 0           | 2        | 2         | 2.1       | 0          | 0         | 1         | 0         | 0        | 12        | 10.9       |            |
| at Georgia           | 01/28/2023 | *  | 33:05     | 4-7           | .571          | 4-5         | .800          | 0-0         | .000         | 0           | 0        | 0         | 2.0       | 1          | 1         | 2         | 0         | 1        | 12        | 11.0       |            |
| Mississippi St.      | 01/31/2023 | *  | 12:25     | 0-0           | .000          | 0-0         | .000          | 0-0         | .000         | 0           | 0        | 0         | 1.9       | 1          | 0         | 0         | 0         | 0        | 0         | 10.5       |            |
| Arkansas             | 02/04/2023 | *  | 18:19     | 0-3           | .000          | 0-1         | .000          | 0-0         | .000         | 0           | 0        | 0         | 1.8       | 0          | 4         | 3         | 0         | 0        | 0         | 10.0       |            |
| at Missouri          | 02/07/2023 | *  | 28:33     | 1-3           | .333          | 1-3         | .333          | 0-0         | .000         | 0           | 4        | 4         | 1.9       | 2          | 4         | 4         | 0         | 0        | 3         | 9.7        |            |
| at Ole Miss          | 02/11/2023 | *  | 31:55     | 2-6           | .333          | 2-6         | .333          | 0-0         | .000         | 0           | 0        | 0         | 1.8       | 3          | 1         | 2         | 0         | 0        | 6         | 9.5        |            |
| Vanderbilt           | 02/14/2023 | *  | 34:37     | 4-10          | .400          | 3-5         | .600          | 4-4         | 1.000        | 0           | 2        | 2         | 1.8       | 2          | 0         | 1         | 0         | 0        | 15        | 9.8        |            |
| <b>Totals</b>        |            |    | <b>25</b> | <b>769:20</b> | <b>89-189</b> | <b>.471</b> | <b>49-103</b> | <b>.476</b> | <b>17-27</b> | <b>.630</b> | <b>9</b> | <b>36</b> | <b>45</b> | <b>1.8</b> | <b>42</b> | <b>40</b> | <b>39</b> | <b>1</b> | <b>15</b> | <b>244</b> | <b>9.8</b> |

### Player Averages

| Games Played | Minutes/game | Points/game | FG Pct | 3FG Pct | FT Pct | Rebounds/game | Assists/game | Turnovers/game | Assist/Turnover ratio | Steals/game | Blocks/game |
|--------------|--------------|-------------|--------|---------|--------|---------------|--------------|----------------|-----------------------|-------------|-------------|
| 25           | 30.8         | 9.8         | 47.1   | 47.6    | 63.0   | 1.8           | 1.6          | 1.6            | 1.0                   | 0.6         | 0.0         |

### PLAYER BIO

#### 2022-23

- Missed last five games with a knee injury
- Did not travel to LSU (Feb. 18) and missed game with knee injury
- The best 3-point shooter in the SEC, making 47.6 percent (49-of-103) of his shots from behind the arc
- Has scored in double-figures four times in league action
- 24 points in the SEC opener at Vanderbilt (Jan. 3); went 4-for-6 from behind the arc and 9-of-14 overall from the field
- Missed Upstate game (Nov. 25) with ankle injury
- Went 7-of-11 and 3-for-4 from distance, scoring 17 points vs. Furman (Nov. 20) in the team's final game of the Charleston Classic
- Had season-high 26 points vs. Davidson (Nov. 18), with six makes on eight attempts from behind the arc (both career highs)
- Hit game-winning bucket with 0.9 seconds left to knockoff in-state rival Clemson (Nov. 11), 60-58; had game-high 16 points and was 4-of-6 from 3

#### 2021-22

- Saw action in 24 games, making his lone start in a 105-75 rout of Army (Dec. 22); was 7-of-13 from the field and had 20 points
- Averaged 4.2 points per game in limited minutes
- Scored season-high 21 points at Clemson (Dec. 18); went 9-of-10 at the free throw line (both career highs) in the game
- Had one double figure outing in SEC play, scoring 12 points vs. Florida (Jan. 15) on 5-of-9 shooting

### PRE-SOUTH CAROLINA

- Earned two letters at Murray State, averaging 9.7 points, 1.6 rebounds and 2.1 assists in 21.3 minutes per game (48 games played)
- As a sophomore for the Racers, started the final nine games of the season, averaging 16.9 points during the stretch, hitting 51.8 percent (57-110) of his attempts from the field
- As a freshman, saw action in 22 games, averaging 6.3 points
- Played high school basketball at Cardinal Newman School where he left the school's all-time leading scorer (1,868 points)
- Averaged 24.5 points, 5.6 rebounds and 4.0 assists per game as a senior when he helped Cardinal Newman to the state title

### PERSONAL

- Son of Chico Sr. and Kitty Carter
- Has a sister, Cierra
- Both parents played basketball at Morris College, and his sister played basketball at Furman University
- Cierra had a standout career on the court for Furman (2015-18), earning several postseason accolades
- A sociology major

### CAREER STATS

| SEASON               | TEAM | GP-GS        | MIN/AVG          | Field Goals    |             | 3-Point        |             | F-Throws       |             | Rebounds  |            |            |            | Scoring      |            |            |          |           |            |            |
|----------------------|------|--------------|------------------|----------------|-------------|----------------|-------------|----------------|-------------|-----------|------------|------------|------------|--------------|------------|------------|----------|-----------|------------|------------|
|                      |      |              |                  | FG-FGA         | FG%         | 3FG-3FGA       | 3FG%        | FT-FTA         | FT%         | OFF       | DEF        | TOT        | AVG        | PF-FO        | A          | TO         | BLK      | STL       | PTS        | AVG        |
| 2019-20              | MUR  | 22-2         | 396/18.0         | 48-108         | .444        | 13-34          | .382        | 29-33          | .879        | 3         | 31         | 34         | 1.5        | 39-0         | 51         | 34         | 3        | 13        | 138        | 6.3        |
| 2020-21              | MUR  | 26-9         | 626/24.1         | 122-240        | .508        | 46-104         | .442        | 39-48          | .813        | 3         | 41         | 44         | 1.7        | 36-0         | 50         | 52         | 3        | 29        | 329        | 12.7       |
| 2021-22              | USC  | 24-1         | 228/9.5          | 35-86          | .407        | 11-29          | .379        | 19-23          | .826        | 1         | 12         | 13         | 0.5        | 13-0         | 14         | 19         | 2        | 10        | 100        | 4.2        |
| 2022-23              | USC  | 25-25        | 769/30.8         | 89-189         | .471        | 49-103         | .476        | 17-27          | .630        | 9         | 36         | 45         | 1.8        | 42-2         | 40         | 39         | 1        | 15        | 244        | 9.8        |
| <b>TOTAL FOR USC</b> |      | <b>49-26</b> | <b>997/20.3</b>  | <b>124-275</b> | <b>.451</b> | <b>60-132</b>  | <b>.455</b> | <b>36-50</b>   | <b>.720</b> | <b>10</b> | <b>48</b>  | <b>58</b>  | <b>1.2</b> | <b>55-2</b>  | <b>54</b>  | <b>58</b>  | <b>3</b> | <b>25</b> | <b>344</b> | <b>7.0</b> |
| <b>TOTAL</b>         |      | <b>97-37</b> | <b>2020/20.8</b> | <b>294-623</b> | <b>.472</b> | <b>119-270</b> | <b>.441</b> | <b>104-131</b> | <b>.794</b> | <b>16</b> | <b>120</b> | <b>136</b> | <b>1.4</b> | <b>130-2</b> | <b>155</b> | <b>144</b> | <b>9</b> | <b>67</b> | <b>811</b> | <b>8.4</b> |



# 44 FORD COOPER JR.

Sr. • Guard • 6-3 • 193 • Charlotte, N.C. // Missouri State // United Faith Christian Academy (Charlotte, N.C.)

## CAREER HIGHS

### Single Game Highs

| Statistic    | Value  |
|--------------|--|
| Points       | 7 at Evansville 01/18/20   |
| Rebounds     | 7 vs Valparaiso 01/23/20   |
| Assists      | 5 at Drake 01/26/20  |
| Steals       | 3 vs Bradley 01/15/20  |
| Blocks       | 1 vs Murray St. 12/03/19   |
| FG Made      | 2 vs Bradley 01/15/20, vs Saint Joseph's 11/22/19, vs Texas A&M 01/14/23 |
| FG Attempts  | 5 5 times  |
| 3FG Made     | 2 vs Bradley 01/15/20, vs Saint Joseph's 11/22/19, vs Texas A&M 01/14/23 |
| 3FG Attempts | 4 at UNI 01/29/20, vs Bradley 01/15/20, at George Washington 11/30/22    |
| FT Made      | 5 at Evansville 01/18/20   |
| FT Attempts  | 5 at Evansville 01/18/20   |

## SUPERLATIVES

|                          | '22-23 | Career |
|--------------------------|--------|--------|
| Double-figure scoring    | -      | -      |
| Double-figure rebounding | -      | -      |
| Double-double            | -      | -      |
| 2+ assists               | 1      | 11     |
| Team high scoring*       | -      | -      |
| Team high rebounding*    | -      | -      |
| Team high assists*       | -      | -      |
| Team high steals*        | 1      | 1      |

includes led, or shared team high  
\* at South Carolina



INSTAGRAM: fordcooper1\_

TWITTER: -

## 2022-23 GAME-BY-GAME

| Opponent             | Date       | GS | MIN      | Total         |             | 3-Pointers  |             | Free throws |            | Rebounds     |          |           |           | PF         | A         | TO       | BLK      | STL      | PTS      | AVG       |            |
|----------------------|------------|----|----------|---------------|-------------|-------------|-------------|-------------|------------|--------------|----------|-----------|-----------|------------|-----------|----------|----------|----------|----------|-----------|------------|
|                      |            |    |          | FG-FGA        | PCT         | 3FG-3FGA    | PCT         | FT-FTA      | PCT        | OFF          | DEF      | TOT       | AVG       |            |           |          |          |          |          |           |            |
| vs Colorado St.      | 11/17/2022 |    | 02:44    | 0-0           | .000        | 0-0         | .000        | 0-0         | .000       | 0            | 1        | 1         | 1.0       | 0          | 0         | 0        | 0        | 0        | 0        | 0.0       |            |
| vs Furman            | 11/20/2022 |    | 01:24    | 0-0           | .000        | 0-0         | .000        | 0-0         | .000       | 0            | 0        | 0         | 0.5       | 0          | 0         | 0        | 0        | 0        | 0.0      |           |            |
| USC Upstate          | 11/25/2022 |    | 28:20    | 1-5           | .200        | 0-3         | .000        | 2-2         | 1.000      | 1            | 1        | 2         | 1.0       | 1          | 0         | 0        | 0        | 4        | 1.3      |           |            |
| at George Washington | 11/30/2022 |    | 13:14    | 1-5           | .200        | 1-4         | .250        | 0-0         | .000       | 0            | 2        | 2         | 1.3       | 2          | 1         | 0        | 0        | 3        | 1.8      |           |            |
| at Georgetown        | 12/03/2022 |    | 16:04    | 0-1           | .000        | 0-1         | .000        | 0-0         | .000       | 0            | 1        | 1         | 1.2       | 1          | 0         | 0        | 1        | 0        | 1.4      |           |            |
| Presbyterian         | 12/11/2022 |    | 02:39    | 0-0           | .000        | 0-0         | .000        | 0-0         | .000       | 0            | 0        | 0         | 1.0       | 1          | 0         | 0        | 0        | 0        | 1.2      |           |            |
| at UAB               | 12/14/2022 |    | 07:03    | 0-0           | .000        | 0-0         | .000        | 0-0         | .000       | 0            | 2        | 2         | 1.1       | 1          | 1         | 0        | 0        | 0        | 1.0      |           |            |
| vs East Carolina     | 12/17/2022 |    | 01:09    | 0-0           | .000        | 0-0         | .000        | 0-0         | .000       | 0            | 0        | 0         | 1.0       | 0          | 0         | 0        | 0        | 0        | 0.9      |           |            |
| Western Ky.          | 12/22/2022 |    | 04:58    | 0-1           | .000        | 0-1         | .000        | 0-0         | .000       | 0            | 0        | 0         | 0.9       | 1          | 0         | 0        | 0        | 0        | 0.8      |           |            |
| Eastern Mich.        | 12/30/2022 |    | 03:25    | 0-1           | .000        | 0-1         | .000        | 0-0         | .000       | 0            | 1        | 1         | 0.9       | 0          | 0         | 0        | 0        | 0        | 0.7      |           |            |
| Tennessee            | 01/07/2023 |    | 09:29    | 0-3           | .000        | 0-2         | .000        | 0-0         | .000       | 0            | 0        | 0         | 0.8       | 0          | 0         | 1        | 0        | 0        | 0.6      |           |            |
| Texas A&M            | 01/14/2023 |    | 09:52    | 2-3           | .667        | 2-3         | .667        | 0-0         | .000       | 1            | 0        | 1         | 0.8       | 2          | 0         | 1        | 0        | 0        | 6        | 1.1       |            |
| Ole Miss             | 01/17/2023 |    | 00:13    | 0-0           | .000        | 0-0         | .000        | 0-0         | .000       | 0            | 0        | 0         | 0.8       | 0          | 0         | 0        | 0        | 0        | 1.0      |           |            |
| at Florida           | 01/25/2023 |    | 08:11    | 1-1           | 1.000       | 1-1         | 1.000       | 0-0         | .000       | 0            | 2        | 2         | 0.9       | 1          | 1         | 1        | 0        | 0        | 3        | 1.1       |            |
| at Georgia           | 01/28/2023 |    | 05:14    | 0-1           | .000        | 0-1         | .000        | 0-0         | .000       | 0            | 1        | 1         | 0.9       | 0          | 0         | 0        | 0        | 0        | 1.1      |           |            |
| Mississippi St.      | 01/31/2023 |    | 13:22    | 0-2           | .000        | 0-2         | .000        | 0-0         | .000       | 0            | 0        | 0         | 0.8       | 1          | 0         | 0        | 0        | 0        | 1.0      |           |            |
| at Mississippi St.   | 02/28/2023 |    | 00:43    | 0-0           | .000        | 0-0         | .000        | 0-0         | .000       | 0            | 0        | 0         | 0.8       | 0          | 0         | 0        | 0        | 0        | 0.9      |           |            |
| <b>Totals</b>        |            |    | <b>0</b> | <b>128:05</b> | <b>5-23</b> | <b>.217</b> | <b>4-19</b> | <b>.211</b> | <b>2-2</b> | <b>1.000</b> | <b>2</b> | <b>11</b> | <b>13</b> | <b>0.8</b> | <b>11</b> | <b>3</b> | <b>4</b> | <b>0</b> | <b>1</b> | <b>16</b> | <b>0.9</b> |

## Player Averages

| Games Played | Minutes/game | Points/game | FG Pct | 3FG Pct | FT Pct | Rebounds/game | Assists/game | Turnovers/game | Assist/Turnover ratio | Steals/game | Blocks/game |
|--------------|--------------|-------------|--------|---------|--------|---------------|--------------|----------------|-----------------------|-------------|-------------|
| 17           | 7.5          | 0.9         | 21.7   | 21.1    | 100.0  | 0.8           | 0.2          | 0.2            | 0.8                   | 0.1         | 0.0         |

## PLAYER BIO

### 2022-23

- Hit two 3s and scored six points, his most as a Gamecock, vs. Texas A&M (Jan. 14)
- Had first career steal as a Gamecock at Georgetown (Dec. 3)
- Played career-high 28 minutes in a Gamecock uniform in comeback victory over USC Upstate (Nov. 25) ; had four points and pair of rebounds
- Made his first two appearances of the season at the Charleston Classic vs. Colorado State (Nov. 18) and Furman (Nov. 20)
- Has not played yet this season

### 2021-22

- Made season debut in blowout win vs. Allen (Dec. 14) ; scored first career points as a Gamecock knocking down a corner three ; also had two assists in seven minutes of action

### 2020-21

- Saw first action career action in Garnet & Black vs. Texas A&M (Jan. 6)

### PRE-SOUTH CAROLINA

- Spent freshman season at Missouri State where he played in 27 games with five starts
- His 2.9 assist-to-turnover ratio in MVC games ranked third in the league (20 assists, 7 turnovers) in 2019-20

### PERSONAL

- Son of Ruby and Ford Cooper Sr.
- Has two sisters, Riley and Elle
- His advice to young people is "never stop imagining"
- Credits Mexico as his favorite vacation destination, and his favorite dessert is cake
- An African American Studies major

## CAREER STATS

| SEASON               | TEAM | GP-GS       | MIN/AVG         | Field Goals  |             | 3-Point      |             | F-Throws     |              | Rebounds |           |           |            | Scoring     |           |           |          |           |           |            |
|----------------------|------|-------------|-----------------|--------------|-------------|--------------|-------------|--------------|--------------|----------|-----------|-----------|------------|-------------|-----------|-----------|----------|-----------|-----------|------------|
|                      |      |             |                 | FG-FGA       | FG%         | 3FG-3FGA     | 3FG%        | FT-FTA       | FT%          | OFF      | DEF       | TOT       | AVG        | PF-FO       | A         | TO        | BLK      | STL       | PTS       | AVG        |
| 2019-20              | MOST | 27-5        | 323/12.0        | 14-48        | .292        | 13-35        | .371        | 9-11         | .818         | 2        | 24        | 26        | 1.0        | 38-1        | 31        | 21        | 1        | 14        | 50        | 1.9        |
| 2020-21              | USC  | 1-0         | 2/1.6           | 0-0          | .000        | 0-0          | .000        | 0-0          | .000         | 0        | 0         | 0         | 0.0        | 0-0         | 0         | 0         | 0        | 0         | 0         | 0.0        |
| 2021-22              | USC  | 1-0         | 7/7.4           | 1-1          | 1.000       | 1-1          | 1.000       | 0-0          | .000         | 0        | 0         | 0         | 0.0        | 0-0         | 2         | 1         | 0        | 0         | 3         | 3.0        |
| 2022-23              | USC  | 17-0        | 128/7.5         | 5-23         | .217        | 4-19         | .211        | 2-2          | 1.000        | 2        | 11        | 13        | 0.8        | 11-0        | 3         | 4         | 0        | 1         | 16        | 0.9        |
| <b>TOTAL FOR USC</b> |      | <b>19-0</b> | <b>137/7.2</b>  | <b>6-24</b>  | <b>.250</b> | <b>5-20</b>  | <b>.250</b> | <b>2-2</b>   | <b>1.000</b> | <b>2</b> | <b>11</b> | <b>13</b> | <b>0.7</b> | <b>11-0</b> | <b>5</b>  | <b>5</b>  | <b>0</b> | <b>1</b>  | <b>19</b> | <b>1.0</b> |
| <b>TOTAL</b>         |      | <b>46-5</b> | <b>461/10.0</b> | <b>20-72</b> | <b>.278</b> | <b>18-55</b> | <b>.327</b> | <b>11-13</b> | <b>.846</b>  | <b>4</b> | <b>35</b> | <b>39</b> | <b>0.8</b> | <b>49-1</b> | <b>36</b> | <b>26</b> | <b>1</b> | <b>15</b> | <b>69</b> | <b>1.5</b> |

# 12 ZACHARY DAVIS

Fr. • 6-8 • 192 • Orangeburg, S.C. // Denmark-Olar (Denmark, S.C.)

## CAREER HIGHS

### Single Game Highs

| Statistic    | Value                       |
|--------------|-----------------------------|
| Points       | 13 vs Texas A&M 01/14/23    |
| Rebounds     | 6 vs Eastern Mich. 12/30/22 |
| Assists      | 2 4 times                   |
| Steals       | 3 vs Alabama 02/22/23       |
| Blocks       | 2 vs Tennessee 01/07/23     |
| FG Made      | 4 vs Texas A&M 01/14/23     |
| FG Attempts  | 8 vs USC Upstate 11/25/22   |
| 3FG Made     | 2 vs Alabama 02/22/23       |
| 3FG Attempts | 5 vs USC Upstate 11/25/22   |
| FT Made      | 4 vs Texas A&M 01/14/23     |
| FT Attempts  | 5 vs Texas A&M 01/14/23     |

## SUPERLATIVES

|                          |        |
|--------------------------|--------|
|                          | '22-23 |
| Double-figure scoring    | 1      |
| Double-figure rebounding | -      |
| Double-double            | -      |
| 3+ assists               | -      |
| 2+ steals                | 3      |
| Team high scoring        | 1      |
| Team high rebounding     | -      |
| Team high assists        | 2      |
| Team high steals         | 8      |

includes led, or shared team high



**INSTAGRAM:** therealzloo

**TWITTER:** @\_ZachDavis12

## 2022-23 GAME-BY-GAME

| Opponent             | Date         | GS | MIN             | Total        |             | 3-Pointers  |             | Free throws |             | Rebounds  |           |           |            | PF        | A         | TO        | BLK      | STL       | PTS       | AVG        |
|----------------------|--------------|----|-----------------|--------------|-------------|-------------|-------------|-------------|-------------|-----------|-----------|-----------|------------|-----------|-----------|-----------|----------|-----------|-----------|------------|
|                      |              |    |                 | FG-FGA       | PCT         | 3FG-3FGA    | PCT         | FT-FTA      | PCT         | OFF       | DEF       | TOT       | AVG        |           |           |           |          |           |           |            |
| South Carolina St.   | 11/08/2022   |    | 18:53           | 2-5          | .400        | 0-3         | .000        | 0-0         | .000        | 1         | 2         | 3         | 3.0        | 1         | 0         | 2         | 0        | 0         | 4         | 4.0        |
| Clemson              | 11/11/2022   |    | 12:28           | 0-2          | .000        | 0-2         | .000        | 0-1         | .000        | 1         | 2         | 3         | 3.0        | 0         | 1         | 0         | 0        | 1         | 0         | 2.0        |
| vs Colorado St.      | 11/17/2022   |    | 17:23           | 0-1          | .000        | 0-0         | .000        | 0-0         | .000        | 0         | 1         | 1         | 2.3        | 0         | 0         | 1         | 0        | 0         | 0         | 1.3        |
| vs Davidson          | 11/18/2022   |    | 13:09           | 0-1          | .000        | 0-1         | .000        | 0-0         | .000        | 0         | 2         | 2         | 2.3        | 2         | 1         | 1         | 0        | 1         | 0         | 1.0        |
| vs Furman            | 11/20/2022   |    | 04:13           | 0-1          | .000        | 0-0         | .000        | 0-0         | .000        | 0         | 1         | 1         | 2.0        | 1         | 0         | 0         | 0        | 1         | 0         | 0.8        |
| USC Upstate          | 11/25/2022 * |    | 24:32           | 3-8          | .375        | 1-5         | .200        | 0-0         | .000        | 2         | 2         | 4         | 2.3        | 1         | 1         | 0         | 0        | 0         | 7         | 1.8        |
| at George Washington | 11/30/2022   |    | 14:06           | 2-3          | .667        | 0-1         | .000        | 0-0         | .000        | 1         | 2         | 3         | 2.4        | 1         | 1         | 0         | 0        | 1         | 4         | 2.1        |
| at Georgetown        | 12/03/2022   |    | 03:45           | 0-1          | .000        | 0-1         | .000        | 0-0         | .000        | 0         | 0         | 0         | 2.1        | 0         | 0         | 0         | 0        | 0         | 0         | 1.9        |
| vs East Carolina     | 12/17/2022   |    | 02:47           | 0-0          | .000        | 0-0         | .000        | 0-0         | .000        | 0         | 1         | 1         | 2.0        | 0         | 0         | 1         | 0        | 0         | 0         | 1.7        |
| Western Ky.          | 12/22/2022   |    | 06:46           | 0-1          | .000        | 0-0         | .000        | 0-0         | .000        | 1         | 1         | 2         | 2.0        | 1         | 0         | 1         | 0        | 1         | 0         | 1.5        |
| Eastern Mich.        | 12/30/2022   |    | 14:45           | 2-3          | .667        | 0-1         | .000        | 0-0         | .000        | 3         | 3         | 6         | 2.4        | 0         | 1         | 0         | 1        | 0         | 4         | 1.7        |
| at Vanderbilt        | 01/03/2023   |    | 09:51           | 1-1          | 1.000       | 1-1         | 1.000       | 0-0         | .000        | 0         | 1         | 1         | 2.3        | 0         | 0         | 0         | 0        | 0         | 3         | 1.8        |
| Tennessee            | 01/07/2023   |    | 13:25           | 0-2          | .000        | 0-1         | .000        | 0-0         | .000        | 0         | 2         | 2         | 2.2        | 0         | 2         | 0         | 2        | 1         | 0         | 1.7        |
| at Kentucky          | 01/10/2023   |    | 06:60           | 1-1          | 1.000       | 0-0         | .000        | 0-0         | .000        | 1         | 3         | 4         | 2.4        | 0         | 0         | 0         | 0        | 0         | 2         | 1.7        |
| Texas A&M            | 01/14/2023 * |    | 21:42           | 4-6          | .667        | 1-2         | .500        | 4-5         | .800        | 0         | 2         | 2         | 2.3        | 3         | 1         | 2         | 0        | 2         | 13        | 2.5        |
| Ole Miss             | 01/17/2023   |    | 17:09           | 3-4          | .750        | 0-0         | .000        | 0-0         | .000        | 1         | 3         | 4         | 2.4        | 3         | 0         | 0         | 0        | 0         | 6         | 2.7        |
| Auburn               | 01/21/2023   |    | 19:05           | 1-4          | .250        | 0-2         | .000        | 0-0         | .000        | 0         | 0         | 0         | 2.3        | 4         | 1         | 1         | 0        | 0         | 2         | 2.6        |
| at Florida           | 01/25/2023   |    | 15:50           | 0-2          | .000        | 0-1         | .000        | 2-2         | 1.000       | 2         | 1         | 3         | 2.3        | 2         | 2         | 0         | 0        | 0         | 2         | 2.6        |
| at Georgia           | 01/28/2023   |    | 10:59           | 0-0          | .000        | 0-0         | .000        | 0-0         | .000        | 0         | 3         | 3         | 2.4        | 1         | 0         | 2         | 0        | 0         | 0         | 2.5        |
| Mississippi St.      | 01/31/2023   |    | 13:38           | 1-1          | 1.000       | 0-0         | .000        | 0-0         | .000        | 1         | 1         | 2         | 2.4        | 1         | 0         | 1         | 0        | 1         | 2         | 2.5        |
| Arkansas             | 02/04/2023   |    | 13:14           | 0-2          | .000        | 0-2         | .000        | 0-0         | .000        | 0         | 0         | 0         | 2.2        | 1         | 2         | 1         | 0        | 1         | 0         | 2.3        |
| at Missouri          | 02/07/2023   |    | 04:33           | 0-1          | .000        | 0-1         | .000        | 0-0         | .000        | 0         | 0         | 0         | 2.1        | 3         | 1         | 0         | 0        | 0         | 0         | 2.2        |
| at Ole Miss          | 02/11/2023   |    | 13:03           | 0-1          | .000        | 0-1         | .000        | 2-2         | 1.000       | 0         | 0         | 0         | 2.0        | 1         | 1         | 2         | 0        | 2         | 2         | 2.2        |
| Vanderbilt           | 02/14/2023   |    | 13:11           | 1-2          | .500        | 1-2         | .500        | 0-0         | .000        | 0         | 2         | 2         | 2.0        | 1         | 1         | 0         | 1        | 1         | 3         | 2.3        |
| at LSU               | 02/18/2023   |    | 16:08           | 2-3          | .667        | 0-1         | .000        | 0-0         | .000        | 0         | 3         | 3         | 2.1        | 0         | 1         | 1         | 0        | 0         | 4         | 2.3        |
| Alabama              | 02/22/2023   |    | 25:55           | 2-3          | .667        | 2-3         | .667        | 0-0         | .000        | 0         | 5         | 5         | 2.2        | 1         | 1         | 0         | 0        | 3         | 6         | 2.5        |
| at Tennessee         | 02/25/2023   |    | 16:11           | 0-1          | .000        | 0-1         | .000        | 0-0         | .000        | 1         | 1         | 2         | 2.2        | 1         | 1         | 0         | 0        | 0         | 0         | 2.4        |
| at Mississippi St.   | 02/28/2023   |    | 13:40           | 0-2          | .000        | 0-1         | .000        | 0-0         | .000        | 0         | 1         | 1         | 2.1        | 1         | 2         | 1         | 0        | 1         | 0         | 2.3        |
| <b>Totals</b>        |              |    | <b>2 377:20</b> | <b>25-62</b> | <b>.403</b> | <b>6-33</b> | <b>.182</b> | <b>8-10</b> | <b>.800</b> | <b>15</b> | <b>45</b> | <b>60</b> | <b>2.1</b> | <b>30</b> | <b>21</b> | <b>17</b> | <b>4</b> | <b>17</b> | <b>64</b> | <b>2.3</b> |

## Player Averages

| Games Played | Minutes/game | Points/game | FG Pct | 3FG Pct | FT Pct | Rebounds/game | Assists/game | Turnovers/game | Assist/Turnover ratio | Steals/game | Blocks/game |
|--------------|--------------|-------------|--------|---------|--------|---------------|--------------|----------------|-----------------------|-------------|-------------|
| 28           | 13.5         | 2.3         | 40.3   | 18.2    | 80.0   | 2.1           | 0.8          | 0.6            | 1.2                   | 0.6         | 0.1         |

## PLAYER BIO

### 2022-23

- Had six points including a pair of clutch 3s in the second half of a tight overtime battle with No. 2/2 Alabama (Feb. 22) ; also had five rebounds and led the team with a career-high three steals ; played 26 minutes, a season high in SEC play
- Scored in double-figures for the first time as a Gamecock vs. Texas A&M (Jan. 14) ; led team with 13 points and pair of steals
- Logged first career start vs. USC Upstate (Nov. 25) ; had seven points and four rebounds
- Made Gamecock debut in 80-77 win vs. SC State (Nov. 8) ; had four points and three rebounds in 19 minutes of action

### PRE-SOUTH CAROLINA

- Three-star prospect, rated fourth-best player in the state via 247Sports and On3
- As a senior, led Denmark-Olar to an 18-7 record after averaging 24.2 points, 9.3 rebounds, 8.2 assists, 3.1 steals and 2.6 blocks per game
- Named 2022 1A Boys South Carolina Basketball Coaches Association Player of the Year
- Two-time all-state selection and three-time all-region pick
- Averaged 16.9 points per game as a junior and 16.6 points per game as a sophomore for the Vikings

### Personal

- Son of Hercules and Karla Davis – has an older sister, Danielle
- Dad was his high school coach at Denmark-Olar
- Earned a spot on the A-B honor roll every year of high school
- Born on July 28
- Mass communication major

## CAREER STATS

| SEASON       | TEAM | GP-GS       | MIN/AVG         | Field Goals  |             | 3-Point     |             | F-Throws    |             | Rebounds  |           |           |            | Scoring     |           |           |          |           |           |            |
|--------------|------|-------------|-----------------|--------------|-------------|-------------|-------------|-------------|-------------|-----------|-----------|-----------|------------|-------------|-----------|-----------|----------|-----------|-----------|------------|
|              |      |             |                 | FG-FGA       | FG%         | 3FG-3FGA    | 3FG%        | FT-FTA      | FT%         | OFF       | DEF       | TOT       | AVG        | PF-FO       | A         | TO        | BLK      | STL       | PTS       | AVG        |
| 2022-23      | USC  | 28-2        | 377/13.5        | 25-62        | .403        | 6-33        | .182        | 8-10        | .800        | 15        | 45        | 60        | 2.1        | 30-0        | 21        | 17        | 4        | 17        | 64        | 2.3        |
| <b>TOTAL</b> |      | <b>28-2</b> | <b>377/13.5</b> | <b>25-62</b> | <b>.403</b> | <b>6-33</b> | <b>.182</b> | <b>8-10</b> | <b>.800</b> | <b>15</b> | <b>45</b> | <b>60</b> | <b>2.1</b> | <b>30-0</b> | <b>21</b> | <b>17</b> | <b>4</b> | <b>17</b> | <b>64</b> | <b>2.3</b> |

# 33 JOSH GRAY

Jr. • Forward • 7-0 • 255 • Brooklyn, N.Y. // LSU // Putnam Science Academy (Putnam, Conn.)

## CAREER HIGHS

### Single Game Highs

| Statistic    | Value   |
|--------------|---|
| Points       | 20 vs Arkansas 02/04/23   |
| Rebounds     | 14 vs Mississippi St. 01/31/23, vs Arkansas 02/04/23                |
| Assists      | 2 5 times   |
| Steals       | 2 4 times   |
| Blocks       | 3 4 times   |
| FG Made      | 9 vs Arkansas 02/04/23  |
| FG Attempts  | 14 vs Arkansas 02/04/23   |
| 3FG Attempts | 1 vs Western Ky. 11/14/21, vs Arkansas 02/04/23                     |
| FT Made      | 3 vs Georgetown 12/05/21, at Florida 01/25/23, at Missouri 02/07/23 |
| FT Attempts  | 7 at Florida 01/25/23   |

## SUPERLATIVES

|                          | '22-23 | Career |
|--------------------------|--------|--------|
| Double-figure scoring    | 2      | 2      |
| Double-figure rebounding | 7      | 8      |
| Double-double            | 2      | 2      |
| 2+ blocks                | 5      | 8      |
| Team high scoring        | 1      | 1      |
| Team high rebounding     | 13     | 16*    |
| Team high blocks         | 15     | 19*    |

includes led, or shared team high  
\* at South Carolina



INSTAGRAM: joshgrayofficial

TWITTER: @NWNBJosh

## 2022-23 GAME-BY-GAME

| Opponent             | Date       | GS | MIN       | Total         |               | 3-Pointers  |            | Free throws |              | Rebounds    |           |            | PF         | A          | TO        | BLK       | STL       | PTS       | AVG      |            |            |
|----------------------|------------|----|-----------|---------------|---------------|-------------|------------|-------------|--------------|-------------|-----------|------------|------------|------------|-----------|-----------|-----------|-----------|----------|------------|------------|
|                      |            |    |           | FG-FGA        | PCT           | 3FG-3FGA    | PCT        | FT-FTA      | PCT          | OFF         | DEF       | TOT        |            |            |           |           |           |           |          | AVG        |            |
| South Carolina St.   | 11/08/2022 |    | 13:56     | 1-1           | 1.000         | 0-0         | .000       | 2-2         | 1.000        | 2           | 4         | 6          | 6.0        | 5          | 0         | 1         | 2         | 0         | 4        | 4.0        |            |
| Clemson              | 11/11/2022 |    | 19:03     | 2-6           | .333          | 0-0         | .000       | 2-5         | .400         | 5           | 5         | 10         | 8.0        | 1          | 1         | 0         | 3         | 0         | 6        | 5.0        |            |
| vs Colorado St.      | 11/17/2022 |    | 05:29     | 1-1           | 1.000         | 0-0         | .000       | 0-0         | .000         | 1           | 0         | 1          | 5.7        | 3          | 0         | 0         | 1         | 0         | 2        | 4.0        |            |
| vs Davidson          | 11/18/2022 |    | 05:36     | 1-1           | 1.000         | 0-0         | .000       | 0-2         | .000         | 1           | 1         | 2          | 4.8        | 1          | 0         | 0         | 1         | 0         | 2        | 3.5        |            |
| vs Furman            | 11/20/2022 |    | 09:11     | 1-1           | 1.000         | 0-0         | .000       | 1-2         | .500         | 0           | 1         | 1          | 4.0        | 1          | 0         | 2         | 1         | 0         | 3        | 3.4        |            |
| USC Upstate          | 11/25/2022 |    | 08:36     | 1-2           | .500          | 0-0         | .000       | 0-1         | .000         | 1           | 1         | 2          | 3.7        | 1          | 0         | 0         | 1         | 0         | 2        | 3.2        |            |
| at George Washington | 11/30/2022 |    | 15:03     | 2-2           | 1.000         | 0-0         | .000       | 0-0         | .000         | 2           | 1         | 3          | 3.6        | 4          | 0         | 1         | 0         | 0         | 4        | 3.3        |            |
| at Georgetown        | 12/03/2022 |    | 06:14     | 1-1           | 1.000         | 0-0         | .000       | 0-0         | .000         | 1           | 0         | 1          | 3.3        | 1          | 1         | 1         | 0         | 0         | 2        | 3.1        |            |
| Presbyterian         | 12/11/2022 |    | 20:56     | 1-2           | .500          | 0-0         | .000       | 2-2         | 1.000        | 3           | 4         | 7          | 3.7        | 3          | 0         | 0         | 1         | 1         | 4        | 3.2        |            |
| at UAB               | 12/14/2022 |    | 13:38     | 0-1           | .000          | 0-0         | .000       | 0-0         | .000         | 2           | 5         | 7          | 4.0        | 3          | 2         | 1         | 2         | 0         | 0        | 2.9        |            |
| vs East Carolina     | 12/17/2022 |    | 17:21     | 1-3           | .333          | 0-0         | .000       | 0-1         | .000         | 4           | 3         | 7          | 4.3        | 3          | 0         | 1         | 1         | 0         | 2        | 2.8        |            |
| Western Ky.          | 12/22/2022 |    | 06:22     | 0-0           | .000          | 0-0         | .000       | 0-0         | .000         | 1           | 1         | 2          | 4.1        | 1          | 1         | 0         | 0         | 0         | 0        | 2.6        |            |
| Eastern Mich.        | 12/30/2022 |    | 05:39     | 0-1           | .000          | 0-0         | .000       | 0-0         | .000         | 2           | 1         | 3          | 4.0        | 1          | 0         | 0         | 0         | 0         | 0        | 2.4        |            |
| at Vanderbilt        | 01/03/2023 |    | 06:10     | 2-2           | 1.000         | 0-0         | .000       | 1-2         | .500         | 1           | 2         | 3          | 3.9        | 3          | 0         | 1         | 0         | 0         | 5        | 2.6        |            |
| Tennessee            | 01/07/2023 |    | 16:07     | 1-3           | .333          | 0-0         | .000       | 0-0         | .000         | 5           | 0         | 5          | 4.0        | 1          | 0         | 1         | 0         | 2         | 2        | 2.5        |            |
| at Kentucky          | 01/10/2023 | *  | 24:14     | 2-6           | .333          | 0-0         | .000       | 0-0         | .000         | 1           | 2         | 3          | 3.9        | 2          | 1         | 3         | 1         | 0         | 4        | 2.6        |            |
| Texas A&M            | 01/14/2023 | *  | 10:55     | 1-2           | .500          | 0-0         | .000       | 0-0         | .000         | 0           | 1         | 1          | 3.8        | 3          | 0         | 0         | 1         | 0         | 2        | 2.6        |            |
| Ole Miss             | 01/17/2023 | *  | 12:49     | 2-3           | .667          | 0-0         | .000       | 0-0         | .000         | 0           | 2         | 2          | 3.7        | 2          | 1         | 0         | 1         | 0         | 4        | 2.7        |            |
| Auburn               | 01/21/2023 |    | 21:02     | 2-4           | .500          | 0-0         | .000       | 2-2         | 1.000        | 5           | 3         | 8          | 3.9        | 1          | 0         | 1         | 0         | 0         | 6        | 2.8        |            |
| at Florida           | 01/25/2023 |    | 20:39     | 4-8           | .500          | 0-0         | .000       | 3-7         | .429         | 5           | 8         | 13         | 4.4        | 3          | 0         | 0         | 1         | 0         | 11       | 3.3        |            |
| at Georgia           | 01/28/2023 | *  | 23:14     | 2-5           | .400          | 0-0         | .000       | 0-0         | .000         | 2           | 4         | 6          | 4.4        | 4          | 0         | 2         | 2         | 0         | 4        | 3.3        |            |
| Mississippi St.      | 01/31/2023 | *  | 21:28     | 3-6           | .500          | 0-0         | .000       | 0-0         | .000         | 8           | 6         | 14         | 4.9        | 4          | 2         | 3         | 1         | 2         | 6        | 3.4        |            |
| Arkansas             | 02/04/2023 | *  | 26:36     | 9-14          | .643          | 0-1         | .000       | 2-4         | .500         | 7           | 7         | 14         | 5.3        | 2          | 1         | 0         | 1         | 0         | 20       | 4.1        |            |
| at Missouri          | 02/07/2023 | *  | 22:27     | 3-3           | 1.000         | 0-0         | .000       | 3-4         | .750         | 5           | 2         | 7          | 5.3        | 1          | 0         | 1         | 0         | 1         | 9        | 4.3        |            |
| at Ole Miss          | 02/11/2023 | *  | 25:13     | 1-5           | .200          | 0-0         | .000       | 1-6         | .167         | 3           | 10        | 13         | 5.6        | 2          | 1         | 2         | 1         | 1         | 3        | 4.3        |            |
| Vanderbilt           | 02/14/2023 | *  | 23:39     | 1-2           | .500          | 0-0         | .000       | 0-2         | .000         | 1           | 11        | 12         | 5.9        | 4          | 0         | 1         | 0         | 0         | 2        | 4.2        |            |
| at LSU               | 02/18/2023 | *  | 19:45     | 1-2           | .500          | 0-0         | .000       | 0-0         | .000         | 2           | 5         | 7          | 5.9        | 3          | 2         | 0         | 2         | 0         | 2        | 4.1        |            |
| Alabama              | 02/22/2023 | *  | 29:47     | 3-5           | .600          | 0-0         | .000       | 2-5         | .400         | 2           | 4         | 6          | 5.9        | 4          | 0         | 2         | 1         | 0         | 8        | 4.3        |            |
| at Tennessee         | 02/25/2023 | *  | 20:54     | 1-4           | .250          | 0-0         | .000       | 0-0         | .000         | 7           | 3         | 10         | 6.1        | 0          | 0         | 2         | 0         | 0         | 2        | 4.2        |            |
| at Mississippi St.   | 02/28/2023 | *  | 22:20     | 5-7           | .714          | 0-0         | .000       | 2-2         | 1.000        | 2           | 4         | 6          | 6.1        | 3          | 1         | 2         | 1         | 0         | 12       | 4.4        |            |
| <b>Totals</b>        |            |    | <b>13</b> | <b>494:24</b> | <b>55-103</b> | <b>.534</b> | <b>0-1</b> | <b>.000</b> | <b>23-49</b> | <b>.469</b> | <b>81</b> | <b>101</b> | <b>182</b> | <b>6.1</b> | <b>70</b> | <b>14</b> | <b>28</b> | <b>26</b> | <b>7</b> | <b>133</b> | <b>4.4</b> |

## Player Averages

| Games Played | Minutes/game | Points/game | FG Pct | 3FG Pct | FT Pct | Rebounds/game | Assists/game | Turnovers/game | Assist/Turnover ratio | Steals/game | Blocks/game |
|--------------|--------------|-------------|--------|---------|--------|---------------|--------------|----------------|-----------------------|-------------|-------------|
| 30           | 16.5         | 4.4         | 53.4   | 0.0     | 46.9   | 6.1           | 0.5          | 0.9            | 0.5                   | 0.2         | 0.9         |

## PLAYER BIO

### 2022-23

- Had best game in college with 20 points and 14 rebounds (both career highs) vs. Arkansas (Feb. 4) ; was 9-of-14 with five dunks in the game
- Pulled down career-high 14 rebounds vs. Miss. State (Jan. 31) ; eight of them came on the offensive end
- Had career day at Florida (Jan. 25) with first double-double and first game in double figures scoring in college ; finished with 11 points (first double figure scoring game in college) and 13 rebounds
- Gave the team big minutes off the bench in 60-58 rivalry game win vs. Clemson (Nov. 11) ; had six points, 10 rebounds (second career double figure rebounding performance) and matched his career high with three blocks

### 2021-22

- Saw action in 25 games during first season in Garnet and Black ; started the first three games then came off the bench the remainder of the season, averaging 11.3 minutes per contest
- Averaged 2.9 points and 3.5 rebounds per game ; was 30-for-58 from the field (51.7 percent)
- Had a career-high three blocks on three separate occasions: vs. Rider (Nov. 28), vs. Vanderbilt (Jan. 26) and at No. 5/5 Auburn (March 5)
- Pulled down 11 rebounds at Arkansas (Jan. 18) ; also had eight points and was 4-of-6 from the field
- Had nine points in 80-67 win vs. Georgetown (Dec. 5)

### PRE-SOUTH CAROLINA

- Played freshman season at LSU where he averaged 0.8 points and 1.2 rebounds in 10 games
- Prior to college career, spent a season at Putnam Science Academy (Connecticut) helping his team capture the co-National Prep Championship and a 36-4 overall record
- At Putnam, averaged 9.8 points, 8.9 rebounds and 2.1 blocks per game
- Also participated in track and soccer in high school

### PERSONAL

- Son of Mr. and Mrs. Gray
- Is the youngest of three siblings
- Lists Giannis Antetokounmpo as his favorite professional basketball player
- His favorite dessert is cheesecake, and his favorite vacation spot is France
- A mass communications major

## CAREER STATS

| SEASON               | TEAM | GP-GS        | MIN/AVG         | Field Goals   |             | 3-Point    |             | F-Throws     |             | Rebounds   |            |            |            | Scoring      |           |           |           |           |            |            |
|----------------------|------|--------------|-----------------|---------------|-------------|------------|-------------|--------------|-------------|------------|------------|------------|------------|--------------|-----------|-----------|-----------|-----------|------------|------------|
|                      |      |              |                 | FG-FGA        | FG%         | 3FG-3FGA   | 3FG%        | FT-FTA       | FT%         | OFF        | DEF        | TOT        | AVG        | PF-FO        | A         | TO        | BLK       | STL       | PTS        | AVG        |
| 2020-21              | LSU  | 10-0         | 33/3.3          | 3-6           | .500        | 0-0        | .000        | 2-7          | .286        | 5          | 7          | 12         | 1.2        | 7-0          | 0         | 2         | 1         | 0         | 8          | 0.8        |
| 2021-22              | USC  | 25-3         | 284/11.3        | 30-58         | .517        | 0-1        | .000        | 13-34        | .382        | 36         | 51         | 87         | 3.5        | 37-0         | 9         | 12        | 17        | 11        | 73         | 2.9        |
| 2022-23              | USC  | 30-13        | 494/16.5        | 55-103        | .534        | 0-1        | .000        | 23-49        | .469        | 81         | 101        | 182        | 6.1        | 70-1         | 14        | 28        | 26        | 7         | 133        | 4.4        |
| <b>TOTAL FOR USC</b> |      | <b>55-16</b> | <b>778/14.1</b> | <b>85-161</b> | <b>.528</b> | <b>0-2</b> | <b>.000</b> | <b>36-83</b> | <b>.434</b> | <b>117</b> | <b>152</b> | <b>269</b> | <b>4.9</b> | <b>107-1</b> | <b>23</b> | <b>40</b> | <b>43</b> | <b>18</b> | <b>206</b> | <b>3.7</b> |
| <b>TOTAL</b>         |      | <b>65-16</b> | <b>811/12.5</b> | <b>88-167</b> | <b>.527</b> | <b>0-2</b> | <b>.000</b> | <b>38-90</b> | <b>.422</b> | <b>122</b> | <b>159</b> | <b>281</b> | <b>4.3</b> | <b>114-1</b> | <b>23</b> | <b>42</b> | <b>44</b> | <b>18</b> | <b>214</b> | <b>3.3</b> |



# 30 DANIEL HANKINS-SANFORD

Fr. • Forward • 6-8 • 233 • Charlotte, N.C. // Julius L. Chambers (Charlotte, N.C.)

## CAREER HIGHS

### Single Game Highs

| Statistic    | Value  |
|--------------|--|
| Points       | 8 vs Eastern Mich. 12/30/22  |
| Rebounds     | 8 vs Western Ky. 12/22/22  |
| Assists      | 3 vs Furman 11/20/22   |
| Steals       | 1 vs Tennessee 01/07/23, vs Ole Miss 01/17/23, at Tennessee 02/25/23 |
| Blocks       | 1 vs South Carolina St. 11/08/22                                     |
| FG Made      | 4 vs Eastern Mich. 12/30/22  |
| FG Attempts  | 8 vs Eastern Mich. 12/30/22  |
| 3FG Made     | 1 vs Tennessee 01/07/23, at Kentucky 01/10/23                        |
| 3FG Attempts | 2 vs Vanderbilt 02/14/23, vs Furman 11/20/22                         |

## SUPERLATIVES

|                          | '22-23 |
|--------------------------|--------|
| Double-figure scoring    | -      |
| Double-figure rebounding | -      |
| Double-double            | -      |
| 2+ blocks                | -      |
| 2+ steals                | -      |
| Team high scoring        | -      |
| Team high rebounding     | 1      |
| Team high blocks         | -      |
| Team high steals         | 2      |

includes led, or shared team high



INSTAGRAM: danwiththetackzz

TWITTER: @danielsanford30

## 2022-23 GAME-BY-GAME

| Opponent           | Date       | GS | MIN      | Total         |              | 3-Pointers  |             | Free throws |             | Rebounds    |           |           |           | PF         | A         | TO       | BLK       | STL      | PTS      | AVG       |            |
|--------------------|------------|----|----------|---------------|--------------|-------------|-------------|-------------|-------------|-------------|-----------|-----------|-----------|------------|-----------|----------|-----------|----------|----------|-----------|------------|
|                    |            |    |          | FG-FGA        | PCT          | 3FG-3FGA    | PCT         | FT-FTA      | PCT         | OFF         | DEF       | TOT       | AVG       |            |           |          |           |          |          |           |            |
| South Carolina St. | 11/08/2022 |    | 09:15    | 1-3           | .333         | 0-0         | .000        | 3-3         | 1.000       | 0           | 1         | 1         | 1.0       | 1          | 0         | 1        | 1         | 0        | 5        | 5.0       |            |
| Clemson            | 11/11/2022 |    | 07:00    | 1-5           | .200         | 0-1         | .000        | 0-0         | .000        | 1           | 4         | 5         | 3.0       | 1          | 0         | 0        | 0         | 0        | 2        | 3.5       |            |
| vs Colorado St.    | 11/17/2022 |    | 08:57    | 0-1           | .000         | 0-0         | .000        | 3-4         | .750        | 3           | 0         | 3         | 3.0       | 1          | 0         | 2        | 0         | 0        | 3        | 3.3       |            |
| vs Davidson        | 11/18/2022 |    | 10:04    | 1-2           | .500         | 0-0         | .000        | 0-0         | .000        | 3           | 3         | 6         | 3.8       | 1          | 0         | 2        | 0         | 0        | 2        | 3.0       |            |
| vs Furman          | 11/20/2022 |    | 14:20    | 1-5           | .200         | 0-2         | .000        | 0-1         | .000        | 1           | 1         | 2         | 3.4       | 0          | 3         | 0        | 0         | 0        | 2        | 2.8       |            |
| USC Upstate        | 11/25/2022 |    | 05:00    | 0-2           | .000         | 0-0         | .000        | 0-0         | .000        | 2           | 0         | 2         | 3.2       | 0          | 0         | 1        | 0         | 0        | 0        | 2.3       |            |
| vs East Carolina   | 12/17/2022 |    | 03:44    | 0-1           | .000         | 0-0         | .000        | 0-0         | .000        | 1           | 1         | 2         | 3.0       | 0          | 0         | 0        | 0         | 0        | 0        | 2.0       |            |
| Western Ky.        | 12/22/2022 |    | 12:27    | 1-4           | .250         | 0-0         | .000        | 0-4         | .000        | 3           | 5         | 8         | 3.6       | 1          | 0         | 1        | 0         | 0        | 2        | 2.0       |            |
| Eastern Mich.      | 12/30/2022 |    | 11:20    | 4-8           | .500         | 0-1         | .000        | 0-0         | .000        | 2           | 1         | 3         | 3.6       | 0          | 0         | 0        | 0         | 0        | 8        | 2.7       |            |
| at Vanderbilt      | 01/03/2023 |    | 07:55    | 0-3           | .000         | 0-0         | .000        | 0-0         | .000        | 1           | 0         | 1         | 3.3       | 1          | 0         | 0        | 0         | 0        | 0        | 2.4       |            |
| Tennessee          | 01/07/2023 |    | 08:50    | 1-3           | .333         | 1-1         | 1.000       | 0-0         | .000        | 0           | 1         | 1         | 3.1       | 1          | 0         | 0        | 0         | 1        | 3        | 2.5       |            |
| at Kentucky        | 01/10/2023 |    | 11:18    | 2-2           | 1.000        | 1-1         | 1.000       | 0-0         | .000        | 0           | 0         | 0         | 2.8       | 2          | 0         | 0        | 0         | 0        | 5        | 2.7       |            |
| Texas A&M          | 01/14/2023 |    | 15:54    | 2-4           | .500         | 0-1         | .000        | 0-0         | .000        | 2           | 1         | 3         | 2.8       | 1          | 0         | 1        | 0         | 0        | 4        | 2.8       |            |
| Ole Miss           | 01/17/2023 |    | 04:05    | 0-2           | .000         | 0-0         | .000        | 0-0         | .000        | 0           | 1         | 1         | 2.7       | 0          | 0         | 0        | 0         | 1        | 0        | 2.6       |            |
| Auburn             | 01/21/2023 |    | 04:57    | 1-3           | .333         | 0-0         | .000        | 0-0         | .000        | 1           | 0         | 1         | 2.6       | 1          | 0         | 0        | 0         | 0        | 2        | 2.5       |            |
| at Florida         | 01/25/2023 |    | 09:14    | 2-3           | .667         | 0-0         | .000        | 0-0         | .000        | 1           | 1         | 2         | 2.6       | 1          | 1         | 1        | 0         | 0        | 4        | 2.6       |            |
| Arkansas           | 02/04/2023 |    | 01:34    | 0-0           | .000         | 0-0         | .000        | 0-0         | .000        | 0           | 0         | 0         | 2.4       | 0          | 0         | 0        | 0         | 0        | 0        | 2.5       |            |
| Vanderbilt         | 02/14/2023 |    | 05:32    | 3-5           | .600         | 0-2         | .000        | 1-1         | 1.000       | 1           | 0         | 1         | 2.3       | 1          | 0         | 0        | 0         | 0        | 7        | 2.7       |            |
| at LSU             | 02/18/2023 |    | 01:54    | 0-1           | .000         | 0-0         | .000        | 0-0         | .000        | 0           | 1         | 1         | 2.3       | 1          | 0         | 0        | 0         | 0        | 0        | 2.6       |            |
| at Tennessee       | 02/25/2023 |    | 12:15    | 1-3           | .333         | 0-1         | .000        | 0-0         | .000        | 1           | 0         | 1         | 2.2       | 0          | 0         | 2        | 0         | 1        | 2        | 2.6       |            |
| at Mississippi St. | 02/28/2023 |    | 03:23    | 0-0           | .000         | 0-0         | .000        | 0-0         | .000        | 0           | 0         | 0         | 2.1       | 0          | 0         | 0        | 0         | 0        | 0        | 2.4       |            |
| <b>Totals</b>      |            |    | <b>0</b> | <b>168:58</b> | <b>21-60</b> | <b>.350</b> | <b>2-10</b> | <b>.200</b> | <b>7-13</b> | <b>.538</b> | <b>23</b> | <b>21</b> | <b>44</b> | <b>2.1</b> | <b>14</b> | <b>4</b> | <b>11</b> | <b>1</b> | <b>3</b> | <b>51</b> | <b>2.4</b> |

### Player Averages

| Games Played | Minutes/game | Points/game | FG Pct | 3FG Pct | FT Pct | Rebounds/game | Assists/game | Turnovers/game | Assist/Turnover ratio | Steals/game | Blocks/game |
|--------------|--------------|-------------|--------|---------|--------|---------------|--------------|----------------|-----------------------|-------------|-------------|
| 21           | 8.0          | 2.4         | 35.0   | 20.0    | 53.8   | 2.1           | 0.2          | 0.5            | 0.4                   | 0.1         | 0.0         |

## PLAYER BIO

### 2022-23

- Scored seven points (3-for-5 FGs) vs. Vanderbilt (Feb. 14) to lead all bench scorers in the game
- Grabbed a career-high eight rebounds in 65-58 win over WKU (Dec. 22) in just 12 minutes of action
- Did not travel due to illness and missed both of team's games on D.C. roadtrip: at George Washington (Nov. 30) and at Georgetown (Dec. 3)
- Had season-high six rebounds in just 10 minutes of action vs. Davidson (Nov. 18)
- Pulled down five rebounds in just 7 minutes of game time in a 60-58 win vs. in-state rival Clemson (Nov. 11)
- Made Gamecock debut in 80-77 win vs. SC State (Nov. 8); had five points, a rebound and a block in 9 minutes of action

### PRE-SOUTH CAROLINA

- Three-star prospect, rated in the top-200 nationally and fifth in the state of the North Carolina via 247Sports
- Played varsity all four years at Julius L. Chambers High School (2018-22)
- As a senior, led the Cougars to a 22-7 overall record after averaging 16.5 points, 7.9 rebounds, 1.9 steals and 1.8 assists per game
- As a junior, averaged 21.4 points, 9.9 rebounds, 2.4 assists and 2.0 blocks per game

### Personal

- Sport and entertainment management major

## CAREER STATS

| SEASON       | TEAM | GP-GS       | MIN/AVG        | Field Goals  |             | 3-Point     |             | F-Throws    |             | Rebounds  |           |           |            | Scoring     |          |           |          |          |           |            |
|--------------|------|-------------|----------------|--------------|-------------|-------------|-------------|-------------|-------------|-----------|-----------|-----------|------------|-------------|----------|-----------|----------|----------|-----------|------------|
|              |      |             |                | FG-FGA       | FG%         | 3FG-3FGA    | 3FG%        | FT-FTA      | FT%         | OFF       | DEF       | TOT       | AVG        | PF-FO       | A        | TO        | BLK      | STL      | PTS       | AVG        |
| 2022-23      | USC  | 21-0        | 169/8.0        | 21-60        | .350        | 2-10        | .200        | 7-13        | .538        | 23        | 21        | 44        | 2.1        | 14-0        | 4        | 11        | 1        | 3        | 51        | 2.4        |
| <b>TOTAL</b> |      | <b>21-0</b> | <b>169/8.0</b> | <b>21-60</b> | <b>.350</b> | <b>2-10</b> | <b>.200</b> | <b>7-13</b> | <b>.538</b> | <b>23</b> | <b>21</b> | <b>44</b> | <b>2.1</b> | <b>14-0</b> | <b>4</b> | <b>11</b> | <b>1</b> | <b>3</b> | <b>51</b> | <b>2.4</b> |

# 23

# GREGORY "GG" JACKSON II

Jr. • Forward • 6-9 • 215 • Columbia, S.C. // Ridge View (Columbia, S.C.)

### CAREER HIGHS

#### Single Game Highs

| Statistic    | Value | Game   |
|--------------|-------|--|
| Points       | 30    | vs Auburn 01/21/23   |
| Rebounds     | 16    | vs Western Ky. 12/22/22  |
| Assists      | 3     | vs Ole Miss 01/17/23, at Georgia 01/28/23                      |
| Steals       | 4     | at Georgia 01/28/23  |
| Blocks       | 3     | at George Washington 11/30/22                                  |
| FG Made      | 10    | vs Auburn 01/21/23   |
| FG Attempts  | 21    | vs Auburn 01/21/23   |
| 3FG Made     | 4     | vs Eastern Mich. 12/30/22, vs Auburn 01/21/23, at LSU 02/18/23 |
| 3FG Attempts | 10    | at LSU 02/18/23  |
| FT Made      | 11    | at Mississippi St. 02/28/23                                    |
| FT Attempts  | 11    | at Mississippi St. 02/28/23                                    |

### SUPERLATIVES

|                          |    |
|--------------------------|----|
| Double-figure scoring    | 24 |
| Double-figure rebounding | 3  |
| Double-double            | 3  |
| 2+ blocks                | 8  |
| 2+ steals                | 5  |
| Team high scoring        | 16 |
| Team high rebounding     | 14 |
| Team high blocks         | 12 |
| Team high steals         | 9  |

includes led, or shared team high



INSTAGRAM: gregupnxt

TWITTER: @\_ggjackson

### 2022-23 GAME-BY-GAME

| Opponent             | Date       | GS | MIN       | Total         |                | 3-Pointers  |               | Free throws |               | Rebounds    |           |            |            | PF         | A         | TO        | BLK       | STL       | PTS       | AVG        |             |
|----------------------|------------|----|-----------|---------------|----------------|-------------|---------------|-------------|---------------|-------------|-----------|------------|------------|------------|-----------|-----------|-----------|-----------|-----------|------------|-------------|
|                      |            |    |           | FG-FGA        | PCT            | 3FG-3FGA    | PCT           | FT-FTA      | PCT           | OFF         | DEF       | TOT        | AVG        |            |           |           |           |           |           |            |             |
| South Carolina St.   | 11/08/2022 | *  | 33:10     | 7-15          | .467           | 2-2         | 1.000         | 2-4         | .500          | 2           | 8         | 10         | 10.0       | 1          | 1         | 4         | 1         | 18        | 18.0      |            |             |
| Clemson              | 11/11/2022 | *  | 33:55     | 4-13          | .308           | 1-3         | .333          | 3-4         | .750          | 3           | 5         | 8          | 9.0        | 1          | 0         | 1         | 0         | 12        | 15.0      |            |             |
| vs Colorado St.      | 11/17/2022 | *  | 30:50     | 8-18          | .444           | 2-7         | .286          | 2-3         | .667          | 2           | 5         | 7          | 8.3        | 4          | 0         | 3         | 0         | 20        | 16.7      |            |             |
| vs Davidson          | 11/18/2022 | *  | 38:01     | 5-12          | .417           | 0-2         | .000          | 2-3         | .667          | 3           | 6         | 9          | 8.5        | 3          | 0         | 2         | 3         | 12        | 15.5      |            |             |
| vs Furman            | 11/20/2022 | *  | 34:36     | 8-15          | .533           | 2-5         | .400          | 1-2         | .500          | 1           | 5         | 6          | 8.0        | 0          | 1         | 5         | 1         | 19        | 16.2      |            |             |
| USC Upstate          | 11/25/2022 | *  | 33:04     | 8-14          | .571           | 3-6         | .500          | 3-4         | .750          | 1           | 5         | 6          | 7.7        | 2          | 1         | 3         | 2         | 0         | 22        | 17.2       |             |
| at George Washington | 11/30/2022 | *  | 26:28     | 4-17          | .235           | 1-5         | .200          | 2-3         | .667          | 3           | 3         | 6          | 7.4        | 1          | 1         | 0         | 3         | 0         | 11        | 16.3       |             |
| at Georgetown        | 12/03/2022 | *  | 38:36     | 9-19          | .474           | 2-5         | .400          | 2-3         | .667          | 3           | 5         | 8          | 7.5        | 2          | 2         | 3         | 0         | 1         | 22        | 17.0       |             |
| Presbyterian         | 12/11/2022 | *  | 33:55     | 6-12          | .500           | 2-6         | .333          | 4-6         | .667          | 1           | 4         | 5          | 7.2        | 0          | 0         | 0         | 0         | 0         | 18        | 17.1       |             |
| at UAB               | 12/14/2022 | *  | 36:16     | 7-17          | .412           | 3-8         | .375          | 3-4         | .750          | 3           | 0         | 3          | 6.8        | 3          | 1         | 5         | 2         | 0         | 20        | 17.4       |             |
| vs East Carolina     | 12/17/2022 | *  | 31:42     | 5-14          | .357           | 2-6         | .333          | 1-3         | .333          | 1           | 4         | 5          | 6.6        | 4          | 0         | 2         | 0         | 2         | 13        | 17.0       |             |
| Western Ky.          | 12/22/2022 | *  | 32:13     | 4-14          | .286           | 1-3         | .333          | 3-5         | .600          | 2           | 14        | 16         | 7.4        | 2          | 1         | 2         | 2         | 0         | 12        | 16.6       |             |
| Eastern Mich.        | 12/30/2022 | *  | 29:55     | 9-19          | .474           | 4-9         | .444          | 2-2         | 1.000         | 4           | 5         | 9          | 7.5        | 1          | 0         | 4         | 0         | 0         | 24        | 17.2       |             |
| at Vanderbilt        | 01/03/2023 | *  | 40:26     | 6-16          | .375           | 0-7         | .000          | 1-3         | .333          | 2           | 5         | 7          | 7.5        | 3          | 1         | 2         | 0         | 2         | 13        | 16.9       |             |
| Tennessee            | 01/07/2023 | *  | 21:40     | 0-8           | .000           | 0-4         | .000          | 0-0         | .000          | 0           | 1         | 1          | 7.1        | 1          | 0         | 4         | 0         | 0         | 0         | 15.7       |             |
| at Kentucky          | 01/10/2023 | *  | 34:54     | 6-10          | .600           | 2-2         | 1.000         | 2-3         | .667          | 1           | 2         | 3          | 6.8        | 0          | 1         | 1         | 0         | 0         | 16        | 15.8       |             |
| Texas A&M            | 01/14/2023 | *  | 32:19     | 2-13          | .154           | 0-6         | .000          | 1-2         | .500          | 1           | 2         | 3          | 6.6        | 2          | 1         | 1         | 1         | 1         | 5         | 15.1       |             |
| Ole Miss             | 01/17/2023 | *  | 35:56     | 5-20          | .250           | 2-8         | .250          | 3-5         | .600          | 0           | 7         | 7          | 6.6        | 0          | 3         | 1         | 0         | 1         | 15        | 15.1       |             |
| Auburn               | 01/21/2023 | *  | 33:37     | 10-21         | .476           | 4-8         | .500          | 6-8         | .750          | 3           | 5         | 8          | 6.7        | 2          | 0         | 2         | 2         | 1         | 30        | 15.9       |             |
| at Florida           | 01/25/2023 | *  | 31:42     | 7-18          | .389           | 1-3         | .333          | 5-8         | .625          | 2           | 8         | 10         | 6.9        | 1          | 2         | 2         | 1         | 1         | 20        | 16.1       |             |
| at Georgia           | 01/28/2023 | *  | 35:13     | 6-19          | .316           | 2-7         | .286          | 4-6         | .667          | 5           | 4         | 9          | 7.0        | 3          | 3         | 7         | 0         | 4         | 18        | 16.2       |             |
| Mississippi St.      | 01/31/2023 | *  | 27:09     | 4-14          | .286           | 3-7         | .429          | 4-7         | .571          | 0           | 0         | 0          | 6.6        | 0          | 1         | 5         | 0         | 1         | 15        | 16.1       |             |
| Arkansas             | 02/04/2023 | *  | 33:01     | 3-8           | .375           | 2-3         | .667          | 1-2         | .500          | 0           | 7         | 7          | 6.7        | 2          | 0         | 3         | 1         | 0         | 9         | 15.8       |             |
| at Missouri          | 02/07/2023 | *  | 26:30     | 8-12          | .667           | 3-6         | .500          | 4-7         | .571          | 0           | 2         | 2          | 6.5        | 2          | 0         | 1         | 0         | 1         | 23        | 16.1       |             |
| at Ole Miss          | 02/11/2023 | *  | 12:08     | 2-5           | .400           | 1-2         | .500          | 0-0         | .000          | 0           | 1         | 1          | 6.2        | 1          | 0         | 4         | 1         | 0         | 5         | 15.7       |             |
| Vanderbilt           | 02/14/2023 | *  | 15:57     | 1-7           | .143           | 0-6         | .000          | 0-0         | .000          | 0           | 1         | 1          | 6.0        | 0          | 0         | 0         | 0         | 0         | 2         | 15.2       |             |
| at LSU               | 02/18/2023 | *  | 35:42     | 5-17          | .294           | 4-10        | .400          | 6-6         | 1.000         | 1           | 7         | 8          | 6.1        | 0          | 1         | 2         | 0         | 0         | 20        | 15.3       |             |
| Alabama              | 02/22/2023 | *  | 42:28     | 8-20          | .400           | 2-6         | .333          | 1-2         | .500          | 0           | 3         | 3          | 6.0        | 0          | 1         | 5         | 2         | 1         | 19        | 15.5       |             |
| at Tennessee         | 02/25/2023 | *  | 29:29     | 2-12          | .167           | 0-4         | .000          | 1-2         | .500          | 1           | 3         | 4          | 5.9        | 0          | 2         | 2         | 2         | 0         | 5         | 15.1       |             |
| at Mississippi St.   | 02/28/2023 | *  | 33:18     | 5-12          | .417           | 1-4         | .250          | 11-11       | 1.000         | 2           | 6         | 8          | 6.0        | 1          | 2         | 5         | 1         | 0         | 22        | 15.3       |             |
| <b>Totals</b>        |            |    | <b>27</b> | <b>954:10</b> | <b>164-431</b> | <b>.381</b> | <b>52-160</b> | <b>.325</b> | <b>80-118</b> | <b>.678</b> | <b>47</b> | <b>133</b> | <b>180</b> | <b>6.0</b> | <b>42</b> | <b>26</b> | <b>81</b> | <b>24</b> | <b>23</b> | <b>460</b> | <b>15.3</b> |

### Player Averages

| Games Played | Minutes/game | Points/game | FG Pct | 3FG Pct | FT Pct | Rebounds/game | Assists/game | Turnovers/game | Assist/Turnover ratio | Steals/game | Blocks/game |
|--------------|--------------|-------------|--------|---------|--------|---------------|--------------|----------------|-----------------------|-------------|-------------|
| 30           | 31.8         | 15.3        | 38.1   | 32.5    | 67.8   | 6.0           | 0.9          | 2.7            | 0.3                   | 0.8         | 0.8         |

### PLAYER BIO

#### 2022-23

- 22 points at Miss. State (Feb. 28) ; went 11-for-11 at the FT line and became first Gamecock since AJ Lawson (12-for-13 vs. Cleveland State 11/15/19) to make 10 or more FTs in a game
- 20 points and eight rebounds in 82-73 win at LSU (Feb. 18) ; hit four 3s and also went 6-for-6 at the FT line
- Came off bench and scored 23 points on an efficient 8-of-12 shooting (career-best 66.7 percent) at Missouri (Feb. 7)
- Had third double-double of season with 20 points and 10 rebounds at Florida (Jan. 25)
- Had career-high 30 points vs. No. 16/17 Auburn (Jan. 21) ; missed his first eight shots and finished the game 10-of-13 (76.9 percent) ; first freshman since Bruce Ellington (12/22/10) to score 30 or more points in a game
- Scored 24 points and had nine rebounds in win vs. EMU (Dec. 30)
- Had 22 points (all in the second half) in a comeback road win at Georgetown (Dec. 3) ; went 9-for-19 from the floor (both career highs) and led team with eight rebounds
- Poured in 22 points in win over USC Upstate (Nov. 25) ; went 8-of-14 and 3-of-6 from 3 in the game
- Has scored in double figures in every game as a Gamecock
- Went 8-for-15 (53.3 percent) and scored 19 points vs. Furman (Nov. 20) in the team's final game of Charleston Classic
- Recorded 12 points, nine rebounds, three steals and a pair of blocks vs. Davidson (Nov. 18)
- Had first career 20 point game vs. Colorado State (Nov. 17)
- Named SEC Freshman of the Week (Nov. 14)
- Had 12 points, eight rebounds and a pair of steals in a 60-58 win vs. in-state rival Clemson (Nov. 11) ; had 10 points in the first half and helped Gamecocks jump out to 9-point lead at halftime
- Had 18 points and 10 rebounds in Gamecock debut, a 80-77 victory vs. SC State (Nov. 8)

#### PRE-SOUTH CAROLINA

- The consensus top player in the 2023 class, reclassified in late July to become a part of the 2022 class
- A five-star prospect, ranked No. 6 in the final 247Sports and No. 7 in the final On3 player rankings for the 2022 class
- Highest ranked incoming freshman in program history and joined former standout PJ Dozier as the only five-star signees all-time for the Gamecocks (recruit rankings started in early 2000s)
- Played in the Nike Elite Youth Basketball League for Team CP3 ; in 20 games, averaged 12.8 points, 10.6 rebounds (led the league) and 1.9 blocks per game while shooting 49.5 percent from the field and 55.1 percent from behind the arc
- Was named MVP of the 2022 National Basketball Players Association (NBPA) Top 100 Camp in early July ; over 300 alumni have gone on to successful careers in the NBA since 1994
- Part of Team USA squad that brought home the Gold Medal at the 2022 FIBA U18 Americas Championship in Tijuana, Mexico
- As a junior, averaged 22.1 points, 10.9 rebounds and 2.3 blocks per game in helping lead the Blazers to the 2022 South Carolina Class 5A State Championship
- 2021-22 South Carolina Boys Basketball Gatorade Player of the Year ; 2022 5A Boys South Carolina Basketball Coaches Association Player of the Year

#### Personal

- Son of Gregory Jackson and LaKeysha Alston
- Has an older sister, Nyla, also a student with him at USC
- Born on Dec. 17, 2004
- Sport and entertainment management major

### CAREER STATS

| SEASON       | TEAM | Field Goals  |                 | 3-Point        |             | F-Throws      |             | Rebounds      |             |           |            | Scoring    |            |             |           |           |           |           |            |             |
|--------------|------|--------------|-----------------|----------------|-------------|---------------|-------------|---------------|-------------|-----------|------------|------------|------------|-------------|-----------|-----------|-----------|-----------|------------|-------------|
|              |      | GP-GS        | MIN/AVG         | FG-FGA         | FG%         | 3FG-3FGA      | 3FG%        | FT-FTA        | FT%         | OFF       | DEF        | TOT        | AVG        | PF-FO       | A         | TO        | BLK       | STL       | PTS        | AVG         |
| 2022-23      | USC  | 30-27        | 954/31.8        | 164-431        | .381        | 52-160        | .325        | 80-118        | .678        | 47        | 133        | 180        | 6.0        | 42-0        | 26        | 81        | 24        | 23        | 460        | 15.3        |
| <b>TOTAL</b> |      | <b>30-27</b> | <b>954/31.8</b> | <b>164-431</b> | <b>.381</b> | <b>52-160</b> | <b>.325</b> | <b>80-118</b> | <b>.678</b> | <b>47</b> | <b>133</b> | <b>180</b> | <b>6.0</b> | <b>42-0</b> | <b>26</b> | <b>81</b> | <b>24</b> | <b>23</b> | <b>460</b> | <b>15.3</b> |

# 5

# MEECHIE JOHNSON

So. • Guard • 6-2 • 180 • Cleveland, Ohio // Ohio State // Garfield Heights (Cleveland, Ohio)

### CAREER HIGHS

#### Single Game Highs

| Statistic    | Value   |
|--------------|---|
| Points       | 26 at Kentucky 01/10/23   |
| Rebounds     | 7 at Georgetown 12/03/22  |
| Assists      | 8 at Georgetown 12/03/22  |
| Steals       | 4 vs Bowling Green 11/15/21   |
| Blocks       | 1 5 times   |
| FG Made      | 9 at Kentucky 01/10/23  |
| FG Attempts  | 18 vs Alabama 02/22/23  |
| 3FG Made     | 6 vs Western Ky. 12/22/22, at Kentucky 01/10/23                     |
| 3FG Attempts | 11 vs Western Ky. 12/22/22  |
| FT Made      | 6 vs Tennessee 01/07/23, vs Auburn 01/21/23, vs Vanderbilt 02/14/23 |
| FT Attempts  | 6 vs Tennessee 01/07/23, vs Auburn 01/21/23, vs Vanderbilt 02/14/23 |

### SUPERLATIVES

|                          | '22-23 | Career |
|--------------------------|--------|--------|
| Double-figure scoring    | 18     | 20     |
| Double-figure rebounding | -      | -      |
| Double-double            | -      | -      |
| 3+ assists               | 20     | 20     |
| 2+ steals                | 4      | 5      |
| Team high scoring        | 6      | 6      |
| Team high assists        | 17     | 17*    |
| Team high steals         | 8      | 8*     |

includes led, or shared team high  
\* at South Carolina



**INSTAGRAM:** meechie.1  
**TWITTER:** @MeechieJohnson0

### 2022-23 GAME-BY-GAME

| Opponent             | Date       | GS | MIN       | Total         |             | 3-Pointers    |             | Free throws  |             | Rebounds  |           |            |            | PF        | A         | TO        | BLK      | STL       | PTS        | AVG         |
|----------------------|------------|----|-----------|---------------|-------------|---------------|-------------|--------------|-------------|-----------|-----------|------------|------------|-----------|-----------|-----------|----------|-----------|------------|-------------|
|                      |            |    |           | FG-FGA        | PCT         | 3FG-3FGA      | PCT         | FT-FTA       | PCT         | OFF       | DEF       | TOT        | AVG        |           |           |           |          |           |            |             |
| South Carolina St.   | 11/08/2022 | *  | 24:51     | 3-7           | .429        | 2-5           | .400        | 1-4          | .250        | 1         | 3         | 4          | 4.0        | 0         | 3         | 1         | 0        | 0         | 9          | 9.0         |
| Clemson              | 11/11/2022 | *  | 31:15     | 1-8           | .125        | 1-6           | .167        | 0-1          | .000        | 1         | 4         | 5          | 4.5        | 3         | 2         | 4         | 1        | 0         | 3          | 6.0         |
| vs Colorado St.      | 11/17/2022 | *  | 25:18     | 2-10          | .200        | 2-5           | .400        | 0-0          | .000        | 0         | 3         | 3          | 4.0        | 1         | 4         | 3         | 0        | 2         | 6          | 6.0         |
| vs Furman            | 11/20/2022 | *  | 25:36     | 1-7           | .143        | 1-6           | .167        | 0-0          | .000        | 0         | 1         | 1          | 3.3        | 2         | 5         | 2         | 0        | 3         | 5.3        |             |
| at George Washington | 11/30/2022 | *  | 21:50     | 2-8           | .250        | 2-6           | .333        | 0-0          | .000        | 0         | 2         | 2          | 3.0        | 1         | 1         | 3         | 0        | 1         | 6          | 5.4         |
| at Georgetown        | 12/03/2022 | *  | 40:36     | 5-13          | .385        | 4-10          | .400        | 3-5          | .600        | 2         | 5         | 7          | 3.7        | 1         | 8         | 3         | 0        | 1         | 17         | 7.3         |
| Presbyterian         | 12/11/2022 | *  | 37:56     | 7-17          | .412        | 2-8           | .250        | 0-1          | .000        | 1         | 2         | 3          | 3.6        | 0         | 4         | 1         | 0        | 1         | 16         | 8.6         |
| at UAB               | 12/14/2022 | *  | 31:24     | 5-12          | .417        | 2-6           | .333        | 1-2          | .500        | 2         | 3         | 5          | 3.8        | 2         | 7         | 1         | 0        | 3         | 13         | 9.1         |
| vs East Carolina     | 12/17/2022 | *  | 36:18     | 4-11          | .364        | 3-9           | .333        | 2-2          | 1.000       | 0         | 5         | 5          | 3.9        | 2         | 3         | 2         | 0        | 0         | 13         | 9.6         |
| Western Ky.          | 12/22/2022 | *  | 35:01     | 8-16          | .500        | 6-11          | .545        | 3-5          | .600        | 1         | 5         | 6          | 4.1        | 4         | 1         | 0         | 0        | 25        | 11.1       |             |
| Eastern Mich.        | 12/30/2022 | *  | 30:37     | 4-13          | .308        | 1-7           | .143        | 1-2          | .500        | 1         | 5         | 6          | 4.3        | 1         | 3         | 1         | 0        | 1         | 10         | 11.0        |
| at Vanderbilt        | 01/03/2023 | *  | 40:55     | 7-15          | .467        | 2-6           | .333        | 2-2          | 1.000       | 1         | 4         | 5          | 4.3        | 3         | 3         | 4         | 0        | 0         | 18         | 11.6        |
| Tennessee            | 01/07/2023 | *  | 31:42     | 6-16          | .375        | 1-9           | .111        | 6-6          | 1.000       | 0         | 2         | 2          | 4.2        | 0         | 1         | 5         | 2        | 0         | 19         | 12.2        |
| at Kentucky          | 01/10/2023 | *  | 35:07     | 9-16          | .563        | 6-10          | .600        | 2-2          | 1.000       | 2         | 4         | 6          | 4.3        | 1         | 6         | 5         | 0        | 0         | 26         | 13.1        |
| Texas A&M            | 01/14/2023 | *  | 32:13     | 3-8           | .375        | 3-7           | .429        | 2-2          | 1.000       | 0         | 2         | 2          | 4.1        | 0         | 3         | 3         | 0        | 0         | 11         | 13.0        |
| Ole Miss             | 01/17/2023 | *  | 34:15     | 2-10          | .200        | 1-7           | .143        | 0-0          | .000        | 1         | 3         | 4          | 4.1        | 2         | 1         | 2         | 0        | 1         | 5          | 12.5        |
| Auburn               | 01/21/2023 | *  | 37:57     | 2-11          | .182        | 1-9           | .111        | 6-6          | 1.000       | 0         | 6         | 6          | 4.2        | 3         | 5         | 1         | 0        | 0         | 11         | 12.4        |
| at Florida           | 01/25/2023 | *  | 29:56     | 1-7           | .143        | 1-4           | .250        | 0-0          | .000        | 0         | 1         | 1          | 4.1        | 2         | 0         | 3         | 0        | 1         | 3          | 11.9        |
| at Georgia           | 01/28/2023 | *  | 37:09     | 4-17          | .235        | 1-8           | .125        | 2-2          | 1.000       | 2         | 3         | 5          | 4.1        | 1         | 5         | 3         | 0        | 1         | 11         | 11.8        |
| Mississippi St.      | 01/31/2023 | *  | 35:47     | 4-12          | .333        | 3-7           | .429        | 2-2          | 1.000       | 1         | 1         | 2          | 4.0        | 2         | 1         | 7         | 0        | 2         | 13         | 11.9        |
| Arkansas             | 02/04/2023 | *  | 33:07     | 6-13          | .462        | 5-8           | .625        | 3-4          | .750        | 0         | 3         | 3          | 4.0        | 3         | 4         | 0         | 0        | 1         | 20         | 12.3        |
| at Missouri          | 02/07/2023 | *  | 35:17     | 3-8           | .375        | 3-8           | .375        | 0-1          | .000        | 1         | 4         | 5          | 4.0        | 2         | 5         | 2         | 0        | 0         | 9          | 12.1        |
| at Ole Miss          | 02/11/2023 | *  | 34:50     | 4-10          | .400        | 1-6           | .167        | 4-5          | .800        | 0         | 2         | 2          | 3.9        | 1         | 3         | 1         | 0        | 0         | 13         | 12.2        |
| Vanderbilt           | 02/14/2023 | *  | 33:57     | 5-14          | .357        | 3-7           | .429        | 6-6          | 1.000       | 1         | 2         | 3          | 3.9        | 1         | 3         | 2         | 0        | 0         | 19         | 12.5        |
| at LSU               | 02/18/2023 | *  | 32:36     | 7-11          | .636        | 5-9           | .556        | 1-1          | 1.000       | 0         | 3         | 3          | 3.8        | 1         | 6         | 1         | 0        | 1         | 20         | 12.8        |
| Alabama              | 02/22/2023 | *  | 43:03     | 7-18          | .389        | 4-9           | .444        | 0-0          | .000        | 0         | 5         | 5          | 3.9        | 4         | 4         | 1         | 0        | 1         | 18         | 13.0        |
| at Tennessee         | 02/25/2023 | *  | 28:11     | 3-9           | .333        | 0-5           | .000        | 0-0          | .000        | 0         | 1         | 1          | 3.8        | 2         | 2         | 3         | 0        | 0         | 6          | 12.7        |
| at Mississippi St.   | 02/28/2023 | *  | 33:12     | 2-8           | .250        | 2-5           | .400        | 0-0          | .000        | 0         | 3         | 3          | 3.8        | 5         | 4         | 2         | 0        | 1         | 6          | 12.5        |
| <b>Totals</b>        |            |    | <b>27</b> | <b>929:57</b> | <b>.360</b> | <b>68-203</b> | <b>.335</b> | <b>47-61</b> | <b>.770</b> | <b>18</b> | <b>87</b> | <b>105</b> | <b>3.8</b> | <b>50</b> | <b>97</b> | <b>66</b> | <b>1</b> | <b>20</b> | <b>349</b> | <b>12.5</b> |

### Player Averages

| Games Played | Minutes/game | Points/game | FG Pct | 3FG Pct | FT Pct | Rebounds/game | Assists/game | Turnovers/game | Assist/Turnover ratio | Steals/game | Blocks/game |
|--------------|--------------|-------------|--------|---------|--------|---------------|--------------|----------------|-----------------------|-------------|-------------|
| 28           | 33.2         | 12.5        | 36.0   | 33.5    | 77.0   | 3.8           | 3.5          | 2.4            | 1.5                   | 0.7         | 0.0         |

### PLAYER BIO

#### 2022-23

- 18 points, five rebounds and four assists in hard fought overtime loss to No. 2/2 Alabama (Feb. 22); hit four 3s in the game
- 20 points (17 in second half), six assists, three rebounds and a steal in 82-73 win at LSU (Feb. 18)
- 19 points vs. Vanderbilt (Feb. 14), all in the second half
- Scored 20 points and went 5-of-8 from 3 vs. Arkansas (Feb. 4)
- Had career-high 26 points in helping team to first win at Rupp Arena over Kentucky (Jan. 10) since 2009; made six 3s and also led team with six rebounds and six assists
- Led team with 19 points (6-for-6 FT line) vs. No. 8/9 Tennessee (Jan. 7); marked his eighth-straight game in double-figures
- Had career-high 25 points and made 6 3s in a 65-58 win over Western Kentucky (Jan. 9)
- Played best game in college to date with career highs in points (17), assists (8) and rebounds (7) in a comeback road win at Georgetown (Dec. 3); went 4-of-10 from 3 and played 41 minutes of OT contest
- Missed Davidson (Nov. 18) and Upstate games (Nov. 25) with ankle injury
- Dished out career-high five assists vs. Furman (Nov. 20)
- Matched career high with five rebounds in 60-58 win vs. Clemson (Nov. 11)
- Made Gamecock debut vs. SC State (Nov. 8) and had nine points, four rebounds and three assists in a 80-77 win over the Bulldogs

#### PRE-SOUTH CAROLINA

- Played in 43 games in two seasons at Ohio State (2020-22) making five starts; saw action off the bench in both of the team's NCAA Tournament games in 2022
- Finished high school early and joined the Buckeyes for the start of Big Ten play in January of 2020
- Scored 10 or more points twice in a OSU uniform
- Scored a career-high 14 points against Xavier on Nov. 18, 2021
- Also scored in double figures on Nov. 15, 2021, against Bowling Green when he put up 13 points
- Shot 34.4 percent (33-of-96) from 3-point range as a Buckeye
- Collected five or more rebounds twice and swiped multiple steals in five games, including a career-high four steals against Bowling Green (11/15/21)
- Averaged 23 points per game as a sophomore at Garfield Heights before suffering a knee injury; did not compete as a junior while recovering from the injury
- Elected to forgo his senior season of high school to enroll early at Ohio State
- As a freshman in just his second high school game, scored 50 points vs. Benedictine

#### PERSONAL

- Son of Meechie Johnson Sr. and Mannuella Cooper
- Full name is Demetrius Johnson but goes by Meechie
- Enjoys spending time with family and attending church

### CAREER STATS

| SEASON               | TEAM | GP-GS        | MIN/AVG          | Field Goals    |             | 3-Point        |             | F-Throws     |             | Rebounds  |            |            |            | Scoring     |            |            |          |           |            |             |
|----------------------|------|--------------|------------------|----------------|-------------|----------------|-------------|--------------|-------------|-----------|------------|------------|------------|-------------|------------|------------|----------|-----------|------------|-------------|
|                      |      |              |                  | FG-FGA         | FG%         | 3FG-3FGA       | 3FG%        | FT-FTA       | FT%         | OFF       | DEF        | TOT        | AVG        | PF-FO       | A          | TO         | BLK      | STL       | PTS        | AVG         |
| 2020-21              | OSU  | 17-0         | 100/5.9          | 7-18           | .389        | 6-12           | .500        | 1-6          | .167        | 1         | 6          | 7          | 0.4        | 6-0         | 3          | 5          | 1        | 3         | 21         | 1.2         |
| 2021-22              | OSU  | 26-5         | 461/17.7         | 37-120         | .308        | 27-84          | .321        | 14-19        | .737        | 8         | 32         | 40         | 1.5        | 40-0        | 31         | 35         | 3        | 17        | 115        | 4.4         |
| 2022-23              | USC  | 28-27        | 930/33.2         | 117-325        | .360        | 68-203         | .335        | 47-61        | .770        | 18        | 87         | 105        | 3.8        | 50-1        | 97         | 66         | 1        | 20        | 349        | 12.5        |
| <b>TOTAL FOR USC</b> |      | <b>28-27</b> | <b>930/33.2</b>  | <b>117-325</b> | <b>.360</b> | <b>68-203</b>  | <b>.335</b> | <b>47-61</b> | <b>.770</b> | <b>18</b> | <b>87</b>  | <b>105</b> | <b>3.8</b> | <b>50-1</b> | <b>97</b>  | <b>66</b>  | <b>1</b> | <b>20</b> | <b>349</b> | <b>12.5</b> |
| <b>TOTAL</b>         |      | <b>71-32</b> | <b>1491/21.0</b> | <b>161-463</b> | <b>.348</b> | <b>101-299</b> | <b>.338</b> | <b>62-86</b> | <b>.721</b> | <b>27</b> | <b>125</b> | <b>152</b> | <b>2.1</b> | <b>96-1</b> | <b>131</b> | <b>106</b> | <b>5</b> | <b>40</b> | <b>485</b> | <b>6.8</b>  |



4

# TRE-VAUGHN MINOTT *MY-not*

Jr. • Forward • 6-9 • 258 • Montreal, Quebec, Canada // NBA Academy Latin America

## CAREER HIGHS

### Single Game Highs

| Statistic   | Value  |
|-------------|--|
| Points      | 8 vs Army West Point 12/22/21                        |
| Rebounds    | 6 vs Arkansas 03/02/21, at Clemson 12/18/21          |
| Assists     | 1 at Mississippi St. 02/01/22, vs Tennessee 02/05/22 |
| Steals      | 2 at Mississippi St. 02/01/22                        |
| Blocks      | 3 at Clemson 12/18/21                                |
| FG Made     | 4 vs Army West Point 12/22/21                        |
| FG Attempts | 4 4 times  |
| FT Made     | 2 vs Allen 12/14/21                                  |
| FT Attempts | 2 5 times  |

## SUPERLATIVES

|                          | '22-23 | Career |
|--------------------------|--------|--------|
| Double-figure scoring    | -      | -      |
| Double-figure rebounding | -      | -      |
| Double-double            | -      | -      |
| 2+ blocks                | -      | 1      |
| Team high scoring        | -      | -      |
| Team high rebounding     | -      | -      |
| Team high blocks         | -      | 2      |

*includes led, or shared team high*



**INSTAGRAM:** 4\_realtv

**TWITTER:** @4\_realtv

## 2022-23 GAME-BY-GAME

| Opponent        | Date       | GS | MIN            | Total      |             | 3-Pointers |             | Free throws |             | Rebounds |          |          |            | PF       | A        | TO       | BLK      | STL      | PTS      | AVG          |
|-----------------|------------|----|----------------|------------|-------------|------------|-------------|-------------|-------------|----------|----------|----------|------------|----------|----------|----------|----------|----------|----------|--------------|
|                 |            |    |                | FG-FGA     | PCT         | 3FG-3FGA   | PCT         | FT-FTA      | PCT         | OFF      | DEF      | TOT      | AVG        |          |          |          |          |          |          |              |
| vs Colorado St. | 11/17/2022 |    | 02:44          | 0-0        | .000        | 0-0        | .000        | 0-0         | .000        | 0        | 0        | 0        | 0.0        | 0        | 0        | 0        | 0        | 0        | 0        | 0.0          |
| USC Upstate     | 11/25/2022 |    | 00:41          | 0-0        | .000        | 0-0        | .000        | 0-0         | .000        | 0        | 0        | 0        | 0.0        | 1        | 0        | 0        | 0        | 0        | 0        | 0.0          |
| Tennessee       | 01/07/2023 |    | 05:00          | 0-0        | .000        | 0-0        | .000        | 0-1         | .000        | 0        | 1        | 1        | 0.3        | 0        | 0        | 0        | 1        | 0        | 0        | 0.0          |
| Texas A&M       | 01/14/2023 |    | 02:00          | 0-0        | .000        | 0-0        | .000        | 0-0         | .000        | 0        | 0        | 0        | 0.3        | 0        | 0        | 0        | 0        | 0        | 0        | 0.0          |
| at Florida      | 01/25/2023 |    | 03:38          | 0-0        | .000        | 0-0        | .000        | 1-2         | .500        | 0        | 1        | 1        | 0.4        | 0        | 0        | 0        | 0        | 0        | 1        | 0.2          |
| at Tennessee    | 02/25/2023 |    | 01:41          | 0-0        | .000        | 0-0        | .000        | 0-0         | .000        | 0        | 0        | 0        | 0.3        | 0        | 0        | 0        | 0        | 0        | 0        | 0.2          |
| <b>Totals</b>   |            |    | <b>0 15:44</b> | <b>0-0</b> | <b>.000</b> | <b>0-0</b> | <b>.000</b> | <b>1-3</b>  | <b>.333</b> | <b>0</b> | <b>2</b> | <b>2</b> | <b>0.3</b> | <b>1</b> | <b>0</b> | <b>1</b> | <b>0</b> | <b>1</b> | <b>0</b> | <b>1 0.2</b> |

### Player Averages

| Games Played | Minutes/game | Points/game | FG Pct | 3FG Pct | FT Pct | Rebounds/game | Assists/game | Turnovers/game | Assist/Turnover ratio | Steals/game | Blocks/game |
|--------------|--------------|-------------|--------|---------|--------|---------------|--------------|----------------|-----------------------|-------------|-------------|
| 6            | 2.6          | 0.2         | 0.0    | 0.0     | 33.3   | 0.3           | 0.0          | 0.0            | 0.0                   | 0.0         | 0.2         |

## PLAYER BIO

### 2022-23

- Made first appearance of the season vs. Colorado State (Nov. 17)

### 2021-22

- Played in 14 games with a pair of starts, averaging 2.0 points and 1.9 rebounds per game
- Shot 81.3 percent from the floor (13-of-16)
- Made six appearances in SEC play scoring four points at Miss. State (Feb. 1) and four points vs. No. 22/20 Tennessee (Feb. 5)
- Had a career-high eight points in blowout win vs. Army (Dec. 22)
- Had six rebounds (tied career high) and three blocks (career high) at Clemson (Dec. 18)

### PERSONAL

- Son of Michelle Minott
- Has one sister, Ann-Marie Wright
- His advice to young people is: "Keep working. Your time will come and never feel discouraged. Someone is out there watching you and they'll find you in time, just keep working and keep a positive spirit."
- Can play seven instruments: piano, drums, bass guitar, acoustic guitar, trumpet, tenor saxophone and the flute
- Wears jersey number four because it is the number of his birth month of April
- His favorite professional basketball player is LeBron James
- Began playing basketball at age seven
- Chose South Carolina because "I felt it was the perfect fit for the way I play."
- A sport and entertainment management major

## CAREER STATS

| SEASON       | TEAM | GP-GS       | MIN/AVG        | Field Goals  |             | 3-Point    |             | F-Throws    |             | Rebounds  |           |           |            | Scoring     |          |           |           |          |           |            |
|--------------|------|-------------|----------------|--------------|-------------|------------|-------------|-------------|-------------|-----------|-----------|-----------|------------|-------------|----------|-----------|-----------|----------|-----------|------------|
|              |      |             |                | FG-FGA       | FG%         | 3FG-3FGA   | 3FG%        | FT-FTA      | FT%         | OFF       | DEF       | TOT       | AVG        | PF          | FO       | A         | TO        | BLK      | STL       | PTS        |
| 2020-21      | USC  | 8-3         | 73/9.1         | 10-18        | .556        | 0-0        | .000        | 0-2         | .000        | 8         | 11        | 19        | 2.4        | 9-0         | 0        | 3         | 4         | 0        | 20        | 2.5        |
| 2021-22      | USC  | 14-2        | 106/7.5        | 13-16        | .813        | 0-0        | .000        | 2-8         | .250        | 10        | 17        | 27        | 1.9        | 21-0        | 2        | 9         | 6         | 4        | 28        | 2.0        |
| 2022-23      | USC  | 6-0         | 16/2.6         | 0-0          | .000        | 0-0        | .000        | 1-3         | .333        | 0         | 2         | 2         | 0.3        | 1-0         | 0        | 0         | 1         | 0        | 1         | 0.2        |
| <b>TOTAL</b> |      | <b>28-5</b> | <b>194/6.9</b> | <b>23-34</b> | <b>.676</b> | <b>0-0</b> | <b>.000</b> | <b>3-13</b> | <b>.231</b> | <b>18</b> | <b>30</b> | <b>48</b> | <b>1.7</b> | <b>31-0</b> | <b>2</b> | <b>12</b> | <b>11</b> | <b>4</b> | <b>49</b> | <b>1.8</b> |

# 14

# ELI SPARKMAN

Fr. • Guard • 6-0 • 153 • Cleveland, Tenn. // Baylor School (Chattanooga, Tenn.)

### CAREER HIGHS

#### Single Game Highs

| Statistic    | Value   |
|--------------|---|
| Points       | 6 at Mississippi St. 02/28/23   |
| Rebounds     | 2 vs Texas A&M 01/14/23, at Florida 01/25/23  |
| Assists      | 1 vs South Carolina St. 11/08/22, vs Colorado St. 11/17/22, at George Washington 11/30/22 |
| Steals       | 1 vs Colorado St. 11/17/22, vs Texas A&M 01/14/23   |
| FG Made      | 2 at Mississippi St. 02/28/23   |
| FG Attempts  | 3 at Mississippi St. 02/28/23   |
| 3FG Made     | 2 at Mississippi St. 02/28/23   |
| 3FG Attempts | 3 at Mississippi St. 02/28/23   |
| FT Made      | 2 vs Colorado St. 11/17/22  |
| FT Attempts  | 2 vs Colorado St. 11/17/22  |

### SUPERLATIVES

|                          |        |
|--------------------------|--------|
|                          | '22-23 |
| Double-figure scoring    | -      |
| Double-figure rebounding | -      |
| Double-double            | -      |
| 3+ assists               | -      |
| 3+ steals                | -      |
| Team high scoring        | -      |
| Team high assists        | -      |
| Team high stelas         | -      |

includes led, or shared team high



INSTAGRAM: elisparkmann

TWITTER: @SparkmanEli

### 2022-23 GAME-BY-GAME

| Opponent             | Date       | GS | MIN          | Total      |             | 3-Pointers |             | Free throws |              | Rebounds |          |          |            | PF       | A        | TO       | BLK      | STL      | PTS       | AVG        |
|----------------------|------------|----|--------------|------------|-------------|------------|-------------|-------------|--------------|----------|----------|----------|------------|----------|----------|----------|----------|----------|-----------|------------|
|                      |            |    |              | FG-FGA     | PCT         | 3FG-3FGA   | PCT         | FT-FTA      | PCT          | OFF      | DEF      | TOT      | AVG        |          |          |          |          |          |           |            |
| South Carolina St.   | 11/08/2022 |    | 03:24        | 0-0        | .000        | 0-0        | .000        | 0-0         | .000         | 0        | 0        | 0        | 0.0        | 2        | 1        | 1        | 0        | 0        | 0         | 0.0        |
| vs Colorado St.      | 11/17/2022 |    | 08:05        | 0-1        | .000        | 0-1        | .000        | 2-2         | 1.000        | 0        | 0        | 0        | 0.0        | 0        | 1        | 0        | 0        | 1        | 2         | 1.0        |
| USC Upstate          | 11/25/2022 |    | 01:48        | 0-0        | .000        | 0-0        | .000        | 0-0         | .000         | 0        | 0        | 0        | 0.0        | 0        | 0        | 0        | 0        | 0        | 0         | 0.7        |
| at George Washington | 11/30/2022 |    | 03:54        | 0-1        | .000        | 0-0        | .000        | 0-0         | .000         | 0        | 0        | 0        | 0.0        | 0        | 1        | 0        | 0        | 0        | 0         | 0.5        |
| Texas A&M            | 01/14/2023 |    | 03:57        | 0-0        | .000        | 0-0        | .000        | 0-0         | .000         | 1        | 1        | 2        | 0.4        | 1        | 0        | 0        | 0        | 1        | 0         | 0.4        |
| at Florida           | 01/25/2023 |    | 02:47        | 0-0        | .000        | 0-0        | .000        | 0-0         | .000         | 0        | 2        | 2        | 0.7        | 0        | 0        | 0        | 0        | 0        | 0         | 0.3        |
| at LSU               | 02/18/2023 |    | 09:32        | 0-0        | .000        | 0-0        | .000        | 0-0         | .000         | 0        | 0        | 0        | 0.6        | 1        | 0        | 0        | 0        | 0        | 0         | 0.3        |
| Alabama              | 02/22/2023 |    | 05:32        | 1-1        | 1.000       | 1-1        | 1.000       | 0-0         | .000         | 0        | 1        | 1        | 0.6        | 0        | 0        | 0        | 0        | 0        | 3         | 0.6        |
| at Tennessee         | 02/25/2023 |    | 10:00        | 1-1        | 1.000       | 1-1        | 1.000       | 0-0         | .000         | 0        | 0        | 0        | 0.6        | 0        | 0        | 1        | 0        | 0        | 3         | 0.9        |
| at Mississippi St.   | 02/28/2023 |    | 11:15        | 2-3        | .667        | 2-3        | .667        | 0-0         | .000         | 0        | 1        | 1        | 0.6        | 1        | 0        | 0        | 0        | 6        | 1.4       |            |
| <b>Totals</b>        |            |    | <b>60:14</b> | <b>4-7</b> | <b>.571</b> | <b>4-6</b> | <b>.667</b> | <b>2-2</b>  | <b>1.000</b> | <b>1</b> | <b>5</b> | <b>6</b> | <b>0.6</b> | <b>5</b> | <b>3</b> | <b>2</b> | <b>0</b> | <b>2</b> | <b>14</b> | <b>1.4</b> |

#### Player Averages

| Games Played | Minutes/game | Points/game | FG Pct | 3FG Pct | FT Pct | Rebounds/game | Assists/game | Turnovers/game | Assist/Turnover ratio | Steals/game | Blocks/game |
|--------------|--------------|-------------|--------|---------|--------|---------------|--------------|----------------|-----------------------|-------------|-------------|
| 10           | 6.0          | 1.4         | 57.1   | 66.7    | 100.0  | 0.6           | 0.3          | 0.2            | 1.5                   | 0.2         | 0.0         |

### PLAYER BIO

#### 2022-23

- Has made a 3 in three consecutive games
- Scored season-high six points, knocking down a pair of triples in a tight road contest at Miss. State (Feb. 28)
- Came off the bench vs. No. 2/2 Alabama (Feb. 22) and hit his first career 3 in the corner which also marked his first points in an SEC game in college
- Saw 10 minutes of action, his most in an SEC game, off the bench in 82-73 win at LSU (Feb. 18)
- Made Gamecock debut in 80-77 win vs. SC State (Nov. 8) ; had his first career assist in 3 minutes of action
- Joined the Gamecocks as a walk-on prior to the start of the academic year

#### PRE-SOUTH CAROLINA

- Was a three-year starter for the Baylor School
- Member of the D2-AA East All-Region Team
- Led the Red Raiders to a state semifinal appearance and a pair of quarterfinal appearances
- Member of the National Honor Society

#### Personal

- Son of Jon and Libby Sparkman
- Has an older brother, Ben, who was his high school teammate at the Baylor School
- Born on Jan. 23, 2004
- International business major

### CAREER STATS

|              |      | Field Goals |               | 3-Point    |             | F-Throws   |             | Rebounds   |              |          |          | Scoring  |            |            |          |          |          |          |          |           |            |
|--------------|------|-------------|---------------|------------|-------------|------------|-------------|------------|--------------|----------|----------|----------|------------|------------|----------|----------|----------|----------|----------|-----------|------------|
| SEASON       | TEAM | GP-GS       | MIN/AVG       | FG-FGA     | FG%         | 3FG-3FGA   | 3FG%        | FT-FTA     | FT%          | OFF      | DEF      | TOT      | AVG        | PF         | FO       | A        | TO       | BLK      | STL      | PTS       | AVG        |
| 2022-23      | USC  | 10-0        | 60/6.0        | 4-7        | .571        | 4-6        | .667        | 2-2        | 1.000        | 1        | 5        | 6        | 0.6        | 5-0        | 3        | 2        | 0        | 2        | 2        | 14        | 1.4        |
| <b>TOTAL</b> |      | <b>10-0</b> | <b>60/6.0</b> | <b>4-7</b> | <b>.571</b> | <b>4-6</b> | <b>.667</b> | <b>2-2</b> | <b>1.000</b> | <b>1</b> | <b>5</b> | <b>6</b> | <b>0.6</b> | <b>5-0</b> | <b>3</b> | <b>2</b> | <b>0</b> | <b>2</b> | <b>2</b> | <b>14</b> | <b>1.4</b> |

# 1 JACOBI WRIGHT

So. • Guard • 6-2 • 188 • Fort Mill, S.C. // Legacy Early College (Greenville, S.C.)

## CAREER HIGHS

### Single Game Highs

| Statistic    | Value |   |
|--------------|-------|---|
| Points       | 18    | at LSU 02/18/23, vs Alabama 02/22/23              |
| Rebounds     | 6     | vs Georgetown 12/05/21, vs Eastern Mich. 12/30/22 |
| Assists      | 6     | vs Georgetown 12/05/21                            |
| Steals       | 2     | 6 times   |
| Blocks       | 1     | vs Florida 01/15/22, vs Davidson 11/18/22         |
| FG Made      | 7     | vs Alabama 02/22/23                               |
| FG Attempts  | 12    | vs USC Upstate 11/25/22                           |
| 3FG Made     | 5     | at LSU 02/18/23                                   |
| 3FG Attempts | 8     | at LSU 02/18/23                                   |
| FT Made      | 4     | 4 times   |
| FT Attempts  | 5     | vs Georgetown 12/05/21                            |

## SUPERLATIVES

|                          | '22-23 | Career |
|--------------------------|--------|--------|
| Double-figure scoring    | 8      | 10     |
| Double-figure rebounding | -      | -      |
| Double-double            | -      | -      |
| 3+ assists               | 9      | 19     |
| 2+ steals                | 3      | 6      |
| Team high scoring        | 1      | 1      |
| Team high rebounding     | -      | -      |
| Team high assists        | 9      | 17     |
| Team high steals         | 5      | 6      |

*includes led, or shared team high*



INSTAGRAM: [\\_jacobi](#)

TWITTER: [@JacobiWright](#)

## 2020-21 GAME-BY-GAME

| Opponent             | Date       | GS | MIN       | Total         |               | 3-Pointers  |              | Free throws |              | Rebounds    |           |           |           | PF         | A         | TO        | BLK       | STL      | PTS       | AVG        |            |
|----------------------|------------|----|-----------|---------------|---------------|-------------|--------------|-------------|--------------|-------------|-----------|-----------|-----------|------------|-----------|-----------|-----------|----------|-----------|------------|------------|
|                      |            |    |           | FG-FGA        | PCT           | 3FG-3FGA    | PCT          | FT-FTA      | PCT          | OFF         | DEF       | TOT       | AVG       |            |           |           |           |          |           |            |            |
| South Carolina St.   | 11/08/2022 | *  | 32:06     | 4-7           | .571          | 3-5         | .600         | 3-4         | .750         | 3           | 2         | 5         | 5.0       | 1          | 4         | 1         | 0         | 0        | 14        | 14.0       |            |
| Clemson              | 11/11/2022 |    | 22:32     | 4-8           | .500          | 2-2         | 1.000        | 0-0         | .000         | 1           | 3         | 4         | 4.5       | 1          | 2         | 1         | 0         | 0        | 10        | 12.0       |            |
| vs Colorado St.      | 11/17/2022 |    | 26:40     | 3-8           | .375          | 2-4         | .500         | 0-0         | .000         | 0           | 0         | 0         | 3.0       | 0          | 2         | 0         | 0         | 0        | 8         | 10.7       |            |
| vs Davidson          | 11/18/2022 | *  | 38:33     | 2-7           | .286          | 0-2         | .000         | 1-1         | 1.000        | 0           | 0         | 0         | 2.3       | 3          | 2         | 3         | 1         | 1        | 5         | 9.3        |            |
| vs Furman            | 11/20/2022 |    | 24:44     | 2-4           | .500          | 0-1         | .000         | 3-4         | .750         | 0           | 2         | 2         | 2.2       | 2          | 0         | 1         | 0         | 0        | 7         | 8.8        |            |
| USC Upstate          | 11/25/2022 | *  | 37:47     | 5-12          | .417          | 0-3         | .000         | 0-1         | .000         | 0           | 2         | 2         | 2.2       | 2          | 2         | 0         | 0         | 1        | 10        | 9.0        |            |
| at George Washington | 11/30/2022 | *  | 24:55     | 0-5           | .000          | 0-2         | .000         | 0-0         | .000         | 1           | 3         | 4         | 2.4       | 4          | 0         | 0         | 1         | 0        | 7.7       |            |            |
| at Georgetown        | 12/03/2022 |    | 31:25     | 2-3           | .667          | 0-1         | .000         | 2-2         | 1.000        | 0           | 3         | 3         | 2.5       | 4          | 1         | 1         | 0         | 0        | 6         | 7.5        |            |
| Presbyterian         | 12/11/2022 |    | 23:56     | 3-5           | .600          | 0-0         | .000         | 0-1         | .000         | 0           | 0         | 0         | 2.2       | 0          | 3         | 0         | 0         | 0        | 6         | 7.3        |            |
| at UAB               | 12/14/2022 |    | 19:51     | 3-7           | .429          | 0-2         | .000         | 0-0         | .000         | 1           | 1         | 2         | 2.2       | 3          | 0         | 2         | 0         | 0        | 6         | 7.2        |            |
| vs East Carolina     | 12/17/2022 |    | 30:23     | 1-5           | .200          | 0-2         | .000         | 0-0         | .000         | 1           | 0         | 1         | 2.1       | 1          | 2         | 1         | 0         | 1        | 2         | 6.7        |            |
| Western Ky.          | 12/22/2022 |    | 31:38     | 1-6           | .167          | 1-5         | .200         | 0-0         | .000         | 0           | 5         | 5         | 2.3       | 0          | 3         | 1         | 0         | 0        | 3         | 6.4        |            |
| Eastern Mich.        | 12/30/2022 |    | 28:18     | 2-6           | .333          | 1-2         | .500         | 0-0         | .000         | 0           | 6         | 6         | 2.6       | 2          | 3         | 1         | 0         | 1        | 5         | 6.3        |            |
| at Vanderbilt        | 01/03/2023 |    | 30:21     | 0-5           | .000          | 0-3         | .000         | 2-2         | 1.000        | 0           | 3         | 3         | 2.6       | 3          | 1         | 0         | 0         | 1        | 2         | 6.0        |            |
| Tennessee            | 01/07/2023 |    | 25:51     | 1-4           | .250          | 1-3         | .333         | 4-4         | 1.000        | 0           | 0         | 0         | 2.5       | 0          | 0         | 1         | 0         | 0        | 7         | 6.1        |            |
| at Kentucky          | 01/10/2023 |    | 17:00     | 1-3           | .333          | 0-0         | .000         | 2-2         | 1.000        | 3           | 0         | 3         | 2.5       | 1          | 0         | 0         | 0         | 1        | 4         | 5.9        |            |
| Texas A&M            | 01/14/2023 |    | 24:38     | 1-4           | .250          | 0-1         | .000         | 2-4         | .500         | 0           | 1         | 1         | 2.4       | 1          | 1         | 0         | 0         | 2        | 4         | 5.8        |            |
| Ole Miss             | 01/17/2023 |    | 24:31     | 1-4           | .250          | 1-3         | .333         | 0-0         | .000         | 0           | 1         | 1         | 2.3       | 2          | 0         | 0         | 0         | 0        | 3         | 5.7        |            |
| Auburn               | 01/21/2023 | *  | 19:18     | 0-1           | .000          | 0-0         | .000         | 0-0         | .000         | 0           | 2         | 2         | 2.3       | 1          | 0         | 1         | 0         | 0        | 0         | 5.4        |            |
| at Florida           | 01/25/2023 | *  | 25:31     | 1-7           | .143          | 0-1         | .000         | 0-0         | .000         | 0           | 1         | 1         | 2.3       | 0          | 2         | 0         | 0         | 2        | 2         | 5.2        |            |
| at Georgia           | 01/28/2023 |    | 32:19     | 4-8           | .500          | 4-5         | .800         | 1-2         | .500         | 0           | 1         | 1         | 2.2       | 4          | 2         | 1         | 0         | 0        | 13        | 5.6        |            |
| Mississippi St.      | 01/31/2023 |    | 29:56     | 3-10          | .300          | 1-4         | .250         | 0-0         | .000         | 1           | 0         | 1         | 2.1       | 3          | 2         | 1         | 0         | 0        | 7         | 5.6        |            |
| Arkansas             | 02/04/2023 |    | 27:33     | 2-5           | .400          | 0-1         | .000         | 0-0         | .000         | 0           | 1         | 1         | 2.1       | 2          | 0         | 0         | 0         | 0        | 4         | 5.6        |            |
| at Missouri          | 02/07/2023 | *  | 32:51     | 3-6           | .500          | 2-4         | .500         | 3-4         | .750         | 0           | 1         | 1         | 2.0       | 2          | 4         | 5         | 0         | 2        | 11        | 5.8        |            |
| at Ole Miss          | 02/11/2023 | *  | 35:22     | 6-9           | .667          | 3-5         | .600         | 2-2         | 1.000        | 1           | 4         | 5         | 2.2       | 4          | 4         | 3         | 0         | 1        | 17        | 6.2        |            |
| Vanderbilt           | 02/14/2023 | *  | 33:05     | 1-6           | .167          | 0-1         | .000         | 3-4         | .750         | 0           | 2         | 2         | 2.2       | 3          | 3         | 1         | 0         | 0        | 5         | 6.2        |            |
| at LSU               | 02/18/2023 | *  | 32:33     | 5-9           | .556          | 5-8         | .625         | 3-4         | .750         | 0           | 2         | 2         | 2.1       | 4          | 2         | 3         | 0         | 0        | 18        | 6.6        |            |
| Alabama              | 02/22/2023 | *  | 37:16     | 7-10          | .700          | 0-1         | .000         | 4-4         | 1.000        | 0           | 2         | 2         | 2.1       | 3          | 1         | 0         | 0         | 0        | 18        | 7.0        |            |
| at Tennessee         | 02/25/2023 | *  | 33:58     | 3-8           | .375          | 0-1         | .000         | 1-2         | .500         | 0           | 1         | 1         | 2.1       | 1          | 3         | 0         | 0         | 0        | 7         | 7.0        |            |
| at Mississippi St.   | 02/28/2023 | *  | 36:12     | 3-7           | .429          | 1-3         | .333         | 1-2         | .500         | 2           | 2         | 4         | 2.2       | 1          | 0         | 0         | 0         | 0        | 8         | 7.1        |            |
| <b>Totals</b>        |            |    | <b>13</b> | <b>871:03</b> | <b>74-189</b> | <b>.392</b> | <b>27-75</b> | <b>.360</b> | <b>37-49</b> | <b>.755</b> | <b>14</b> | <b>51</b> | <b>65</b> | <b>2.2</b> | <b>54</b> | <b>53</b> | <b>28</b> | <b>1</b> | <b>14</b> | <b>212</b> | <b>7.1</b> |

## Player Averages

| Games Played | Minutes/game | Points/game | FG Pct | 3FG Pct | FT Pct | Rebounds/game | Assists/game | Turnovers/game | Assist/Turnover ratio | Steals/game | Blocks/game |
|--------------|--------------|-------------|--------|---------|--------|---------------|--------------|----------------|-----------------------|-------------|-------------|
| 30           | 29.0         | 7.1         | 39.2   | 36.0    | 75.5   | 2.2           | 1.8          | 0.9            | 1.9                   | 0.5         | 0.0         |

## PLAYER BIO

### 2022-23

- Matched career-high with 18 points vs. No. 2/2 Alabama (Feb. 22); was an efficient 7-of-10 and made several crucial buckets late in the tight overtime loss
- Had career-high 18 points and knocked down 5-of-8 from 3 (career-best) in 82-73 win at LSU (Feb. 18)
- Scored 17 points in 64-61 road win at Ole Miss (Feb. 11); went 6-of-9 from the field and 3-of-5 from downtown; also led the team with four assists
- Started at Missouri (Feb. 7) and had 11 points, four assists and pair of steals
- Had 13 points off bench at Georgia, knocking down a career-high four 3s; first double-figure outing in SEC play of career
- Started and scored 10 points in 38 minutes in victory over USC Upstate (Nov. 25)
- Played career high 39 minutes vs. Davidson (Nov. 18)
- Had 10 points and four rebounds off the bench in a 60-58 rivalry game win vs. Clemson (Nov. 11)
- Tallied career-high 14 points in a 80-77 win vs. SC State (Nov. 8); led the team with four assists and also had five rebounds

### 2021-22

- Appeared in 31 games making nine starts in first season on campus
- Averaged 3.4 points, 1.8 assists and 1.6 rebounds per game
- Scored season-high 11 points at Coastal Carolina (Dec. 1) and vs. Army (Dec. 22)
- Had eight points, six rebounds and six assists (both season highs) in a 80-67 win vs. Georgetown (Dec. 5)
- Logged four games in SEC play with four assists; team was 4-0 in those games
- Named to the SEC Community Service Team

## PRE-SOUTH CAROLINA

- > A four star prospect according to ESPN.com and the No. 4 prospect in the state
- > Spent junior and senior seasons at Legacy Early College High School
- > Averaged 16.4 points, 3.6 rebounds, 3.7 assists and 1.2 steals per game as a senior; team captain as a senior
- > As a junior, averaged 17.4 points, 3.7 rebounds, 5.3 assists and 1.7 steals per game
- > Spent sophomore season at Fort Mill High School, averaging 25.3 points per game

## Personal

- > Son of Chris and Mikisha Wright
- > Has a sister, Kiana
- > His advice to young people is "believe in yourself, or nobody else will, everyone's journey is different."
- > Chose South Carolina because "it feels like home, the family environment. I felt like I fit the system, and I felt like the coaching staff and style fit me. I wanted to play at the highest level in the SEC."
- > Began playing basketball at the age of five
- > Lists Devin Booker as his favorite professional basketball player
- > A sport and entertainment management major

## CAREER STATS

| SEASON       | TEAM | GP-GS        | MIN/AVG          | Field Goals    |             | 3-Point       |             | F-Throws     |             | Rebounds  |           |            |            | Scoring     |            |           |          |           |            |            |
|--------------|------|--------------|------------------|----------------|-------------|---------------|-------------|--------------|-------------|-----------|-----------|------------|------------|-------------|------------|-----------|----------|-----------|------------|------------|
|              |      |              |                  | FG-FGA         | FG%         | 3FG-3FGA      | 3FG%        | FT-FTA       | FT%         | OFF       | DEF       | TOT        | AVG        | PF-FO       | A          | TO        | BLK      | STL       | PTS        | AVG        |
| 2021-22      | USC  | 30-9         | 465/15.5         | 36-113         | .319        | 11-43         | .256        | 20-28        | .714        | 7         | 40        | 47         | 1.6        | 36-0        | 55         | 38        | 1        | 15        | 103        | 3.4        |
| 2022-23      | USC  | 30-13        | 871/29.0         | 74-189         | .392        | 27-75         | .360        | 37-49        | .755        | 14        | 51        | 65         | 2.2        | 54-0        | 53         | 28        | 1        | 14        | 212        | 7.1        |
| <b>TOTAL</b> |      | <b>60-22</b> | <b>1336/22.3</b> | <b>110-302</b> | <b>.364</b> | <b>38-118</b> | <b>.322</b> | <b>57-77</b> | <b>.740</b> | <b>21</b> | <b>91</b> | <b>112</b> | <b>1.9</b> | <b>90-0</b> | <b>108</b> | <b>66</b> | <b>2</b> | <b>29</b> | <b>315</b> | <b>5.3</b> |





## 2022-23 South Carolina Men's Basketball Combined Team Statistics All games

### Game Records

| Record         | Overall | Home | Away | Neutral |
|----------------|---------|------|------|---------|
| ALL GAMES      | 10-20   | 6-8  | 4-8  | 0-4     |
| CONFERENCE     | 3-14    | 0-8  | 3-6  | 0-0     |
| NON-CONFERENCE | 7-6     | 6-0  | 1-2  | 0-4     |

### Score by Periods

| Team           | 1st  | 2nd  | OT | TOT  |
|----------------|------|------|----|------|
| South Carolina | 873  | 1030 | 34 | 1937 |
| Opponents      | 1069 | 1092 | 41 | 2202 |

### Team Box Score

| No.              | Player                    |           |             |      | Total           |             | 3-Point        |             | F-Throw        |             | Rebounds   |            |             |             |            |           |            |            |            |            |             |             |
|------------------|---------------------------|-----------|-------------|------|-----------------|-------------|----------------|-------------|----------------|-------------|------------|------------|-------------|-------------|------------|-----------|------------|------------|------------|------------|-------------|-------------|
|                  |                           | GP-GS     | MIN         | AVG  | FG-FGA          | FG%         | 3FG-3FGA       | 3FG%        | FT-FTA         | FT%         | OFF        | DEF        | TOT         | AVG         | PF         | DQ        | A          | TO         | BLK        | STL        | PTS         | AVG         |
| 23               | JACKSON II, Gregory "GG"  | 30-27     | 954:10      | 31.8 | 164-431         | .381        | 52-160         | .325        | 80-118         | .678        | 47         | 133        | 180         | 6.0         | 42         | 0         | 26         | 81         | 24         | 23         | 460         | 15.3        |
| 5                | JOHNSON, Meechie          | 28-27     | 929:57      | 33.2 | 117-325         | .360        | 68-203         | .335        | 47-61          | .770        | 18         | 87         | 105         | 3.8         | 50         | 1         | 97         | 66         | 1          | 20         | 349         | 12.5        |
| 10               | BROWN, Hayden             | 29-29     | 865:39      | 29.8 | 122-283         | .431        | 23-105         | .219        | 63-97          | .649        | 46         | 95         | 141         | 4.9         | 102        | 10        | 36         | 60         | 12         | 31         | 330         | 11.4        |
| 2                | CARTER, JR., Chico        | 25-25     | 769:20      | 30.8 | 89-189          | .471        | 49-103         | .476        | 17-27          | .630        | 9          | 36         | 45          | 1.8         | 42         | 2         | 40         | 39         | 1          | 15         | 244         | 9.8         |
| 1                | WRIGHT, Jacobi            | 30-13     | 871:03      | 29.0 | 74-189          | .392        | 27-75          | .360        | 37-49          | .755        | 14         | 51         | 65          | 2.2         | 54         | 0         | 53         | 28         | 1          | 14         | 212         | 7.1         |
| 33               | GRAY, Josh                | 30-13     | 494:24      | 16.5 | 55-103          | .534        | 0-1            | .000        | 23-49          | .469        | 81         | 101        | 182         | 6.1         | 70         | 1         | 14         | 28         | 26         | 7          | 133         | 4.4         |
| 30               | HANKINS-SANFORD, Daniel   | 21-0      | 168:58      | 8.0  | 21-60           | .350        | 2-10           | .200        | 7-13           | .538        | 23         | 21         | 44          | 2.1         | 14         | 0         | 4          | 11         | 1          | 3          | 51          | 2.4         |
| 12               | DAVIS, Zachary            | 28-2      | 377:20      | 13.5 | 25-62           | .403        | 6-33           | .182        | 8-10           | .800        | 15         | 45         | 60          | 2.1         | 30         | 0         | 21         | 17         | 4          | 17         | 64          | 2.3         |
| 31               | BOSMANS-VERDONK, Benjamin | 29-14     | 447:17      | 15.4 | 22-53           | .415        | 0-0            | .000        | 16-27          | .593        | 50         | 38         | 88          | 3.0         | 66         | 1         | 34         | 39         | 6          | 11         | 60          | 2.1         |
| 14               | SPARKMAN, Eli             | 10-0      | 60:14       | 6.0  | 4-7             | .571        | 4-6            | .667        | 2-2            | 1.000       | 1          | 5          | 6           | 0.6         | 5          | 0         | 3          | 2          | 0          | 2          | 14          | 1.4         |
| 44               | COOPER JR., Ford          | 17-0      | 128:05      | 7.5  | 5-23            | .217        | 4-19           | .211        | 2-2            | 1.000       | 2          | 11         | 13          | 0.8         | 11         | 0         | 3          | 4          | 0          | 1          | 16          | 0.9         |
| 21               | BENSON, Ja'Von            | 6-0       | 17:48       | 3.0  | 1-9             | .111        | 1-5            | .200        | 0-0            | .000        | 0          | 5          | 5           | 0.8         | 1          | 0         | 0          | 2          | 1          | 0          | 3           | 0.5         |
| 4                | MINOTT, Tre-Vaughn        | 6-0       | 15:44       | 2.6  | 0-0             | .000        | 0-0            | .000        | 1-3            | .333        | 0          | 2          | 2           | 0.3         | 1          | 0         | 0          | 0          | 1          | 0          | 1           | 0.2         |
| Team             |                           |           |             |      |                 |             |                |             |                |             | 48         | 36         | 84          |             |            |           |            | 18         |            |            |             |             |
| <b>Total</b>     |                           | <b>30</b> | <b>6100</b> |      | <b>699-1734</b> | <b>.403</b> | <b>236-720</b> | <b>.328</b> | <b>303-458</b> | <b>.662</b> | <b>354</b> | <b>666</b> | <b>1020</b> | <b>34.0</b> | <b>488</b> | <b>15</b> | <b>331</b> | <b>395</b> | <b>78</b>  | <b>144</b> | <b>1937</b> | <b>64.6</b> |
| <b>Opponents</b> |                           | <b>30</b> | <b>6100</b> |      | <b>820-1748</b> | <b>.469</b> | <b>214-629</b> | <b>.340</b> | <b>348-520</b> | <b>.669</b> | <b>322</b> | <b>734</b> | <b>1056</b> | <b>35.2</b> | <b>448</b> | <b>5</b>  | <b>450</b> | <b>309</b> | <b>106</b> | <b>219</b> | <b>2202</b> | <b>73.4</b> |

### Team Statistics

|                        | USC             | OPP             |
|------------------------|-----------------|-----------------|
| <b>Scoring</b>         | <b>1937</b>     | <b>2202</b>     |
| Points per game        | 64.6            | 73.4            |
| Scoring margin         | -8.8            | -               |
| <b>Field goals-att</b> | <b>699-1734</b> | <b>820-1748</b> |
| Field goal pct         | .403            | .469            |
| <b>3 point fg-att</b>  | <b>236-720</b>  | <b>214-629</b>  |
| 3-point FG pct         | .328            | .340            |
| 3-pt FG made per game  | 7.9             | 7.1             |
| <b>Free throws-att</b> | <b>303-458</b>  | <b>348-520</b>  |
| Free throw pct         | .662            | .669            |
| F-Throws made per game | 10.1            | 11.6            |
| <b>Rebounds</b>        | <b>1020</b>     | <b>1056</b>     |
| Rebounds per game      | 34.0            | 35.2            |
| Rebounding margin      | -1.2            | -               |
| <b>Assists</b>         | <b>331</b>      | <b>450</b>      |
| Assists per game       | 11.0            | 15.0            |
| <b>Turnovers</b>       | <b>395</b>      | <b>309</b>      |
| Turnovers per game     | 13.2            | 10.3            |
| Turnover margin        | -2.9            | -               |
| Assist/turnover ratio  | 0.8             | 1.5             |
| <b>Steals</b>          | <b>144</b>      | <b>219</b>      |
| Steals per game        | 4.8             | 7.3             |
| <b>Blocks</b>          | <b>78</b>       | <b>106</b>      |
| Blocks per game        | 2.6             | 3.5             |
| <b>Winning streak</b>  | <b>0</b>        | <b>-</b>        |
| Home win streak        | 0               | -               |
| <b>Attendance</b>      | <b>146842</b>   | <b>108159</b>   |
| Home games-Avg/Game    | 14-10489        | 12-9013         |
| Neutral site-Avg/Game  | -               | 4-3554          |

### Team Results

| Date       | Opponent             |     | Score | Att.  |
|------------|----------------------|-----|-------|-------|
| 11/08/2022 | South Carolina St.   | W   | 80-77 | 12012 |
| 11/11/2022 | Clemson              | W   | 60-58 | 13380 |
| 11/17/2022 | vs Colorado St.      | L   | 53-85 | 5017  |
| 11/18/2022 | vs Davidson          | L   | 60-69 | 3459  |
| 11/20/2022 | vs Furman            | L   | 60-79 | 1621  |
| 11/25/2022 | USC Upstate          | W   | 68-53 | 9347  |
| 11/30/2022 | at George Washington | L   | 55-79 | 2216  |
| 12/03/2022 | at Georgetown        | Wot | 74-71 | 5391  |
| 12/11/2022 | Presbyterian         | W   | 68-57 | 9276  |
| 12/14/2022 | at UAB               | L   | 70-84 | 5126  |
| 12/17/2022 | vs East Carolina     | L   | 56-64 | 4117  |
| 12/22/2022 | Western Ky.          | W   | 65-58 | 9163  |
| 12/30/2022 | Eastern Mich.        | W   | 74-64 | 9023  |
| 01/03/2023 | at Vanderbilt        | Lot | 79-84 | 6344  |
| 01/07/2023 | Tennessee            | L   | 42-85 | 10704 |
| 01/10/2023 | at Kentucky          | W   | 71-68 | 19393 |
| 01/14/2023 | Texas A&M            | L   | 53-94 | 10883 |
| 01/17/2023 | Ole Miss             | L   | 58-70 | 9171  |
| 01/21/2023 | Auburn               | L   | 66-81 | 13048 |
| 01/25/2023 | at Florida           | L   | 60-81 | 7831  |
| 01/28/2023 | at Georgia           | Lot | 78-81 | 10523 |
| 01/31/2023 | Mississippi St.      | L   | 51-66 | 9129  |
| 02/04/2023 | Arkansas             | L   | 63-65 | 11558 |
| 02/07/2023 | at Missouri          | L   | 74-83 | 8830  |
| 02/11/2023 | at Ole Miss          | W   | 64-61 | 5928  |
| 02/14/2023 | Vanderbilt           | L   | 64-75 | 8906  |
| 02/18/2023 | at LSU               | W   | 82-73 | 9024  |
| 02/22/2023 | Alabama              | Lot | 76-78 | 11242 |
| 02/25/2023 | at Tennessee         | L   | 45-85 | 20273 |
| 02/28/2023 | at Mississippi St.   | L   | 68-74 | 7280  |



## 2022-23 South Carolina Men's Basketball Combined Team Statistics In Conference games

### Game Records

| Record         | Overall | Home | Away | Neutral |
|----------------|---------|------|------|---------|
| ALL GAMES      | 3-14    | 0-8  | 3-6  | 0-0     |
| CONFERENCE     | 3-14    | 0-8  | 3-6  | 0-0     |
| NON-CONFERENCE | 0-0     | 0-0  | 0-0  | 0-0     |

### Score by Periods

| Team           | 1st | 2nd | OT | TOT  |
|----------------|-----|-----|----|------|
| South Carolina | 492 | 577 | 25 | 1094 |
| Opponents      | 625 | 644 | 35 | 1304 |

### Team Box Score

| No.              | Player                    | Total     |             |      | 3-Point        |             | F-Throw        |             | Rebounds       |             |            |            | Other Stats |             |            |           |            |            |           |            |             |             |
|------------------|---------------------------|-----------|-------------|------|----------------|-------------|----------------|-------------|----------------|-------------|------------|------------|-------------|-------------|------------|-----------|------------|------------|-----------|------------|-------------|-------------|
|                  |                           | GP-GS     | MIN         | AVG  | FG-FGA         | FG%         | 3FG-3FGA       | 3FG%        | FT-FTA         | FT%         | OFF        | DEF        | TOT         | AVG         | PF         | DQ        | A          | TO         | BLK       | STL        | PTS         | AVG         |
| 23               | JACKSON II, Gregory "GG"  | 17-14     | 521:29      | 30.7 | 80-232         | .345        | 27-93          | .290        | 50-72          | .694        | 18         | 64         | 82          | 4.8         | 18         | 0         | 18         | 47         | 11        | 13         | 237         | 13.9        |
| 5                | JOHNSON, Meechie          | 17-17     | 589:14      | 34.7 | 75-203         | .369        | 42-124         | .339        | 36-39          | .923        | 9          | 49         | 58          | 3.4         | 33         | 1         | 56         | 45         | 0         | 11         | 228         | 13.4        |
| 10               | BROWN, Hayden             | 16-16     | 456:25      | 28.5 | 69-157         | .439        | 13-59          | .220        | 29-46          | .630        | 28         | 42         | 70          | 4.4         | 61         | 8         | 22         | 32         | 4         | 21         | 180         | 11.3        |
| 2                | CARTER, JR., Chico        | 13-13     | 395:40      | 30.4 | 39-87          | .448        | 21-48          | .438        | 9-12           | .750        | 4          | 20         | 24          | 1.8         | 25         | 2         | 19         | 22         | 1         | 7          | 108         | 8.3         |
| 1                | WRIGHT, Jacobi            | 17-9      | 498:15      | 29.3 | 42-106         | .396        | 18-44          | .409        | 28-36          | .778        | 7          | 24         | 31          | 1.8         | 35         | 0         | 25         | 16         | 0         | 9          | 130         | 7.6         |
| 33               | GRAY, Josh                | 17-13     | 347:20      | 20.4 | 43-81          | .531        | 0-1            | .000        | 16-34          | .471        | 56         | 74         | 130         | 7.6         | 42         | 0         | 9          | 21         | 13        | 6          | 102         | 6.0         |
| 12               | DAVIS, Zachary            | 17-1      | 244:33      | 14.4 | 16-36          | .444        | 5-19           | .263        | 8-9            | .889        | 6          | 28         | 34          | 2.0         | 23         | 0         | 16         | 11         | 3         | 12         | 45          | 2.6         |
| 30               | HANKINS-SANFORD, Daniel   | 12-0      | 86:51       | 7.2  | 12-29          | .414        | 2-6            | .333        | 1-1            | 1.000       | 7          | 5          | 12          | 1.0         | 9          | 0         | 1          | 4          | 0         | 3          | 27          | 2.3         |
| 14               | SPARKMAN, Eli             | 6-0       | 43:03       | 7.2  | 4-5            | .800        | 4-5            | .800        | 0-0            | .000        | 1          | 5          | 6           | 1.0         | 3          | 0         | 0          | 1          | 0         | 1          | 12          | 2.0         |
| 44               | COOPER JR., Ford          | 7-0       | 47:05       | 6.7  | 3-10           | .300        | 3-9            | .333        | 0-0            | .000        | 1          | 3          | 4           | 0.6         | 4          | 0         | 1          | 3          | 0         | 0          | 9           | 1.3         |
| 31               | BOSMANS-VERDONK, Benjamin | 17-2      | 224:15      | 13.2 | 4-12           | .333        | 0-0            | .000        | 7-10           | .700        | 18         | 17         | 35          | 2.1         | 38         | 1         | 15         | 16         | 3         | 4          | 15          | 0.9         |
| 4                | MINOTT, Tre-Vaughn        | 4-0       | 12:19       | 3.1  | 0-0            | .000        | 0-0            | .000        | 1-3            | .333        | 0          | 2          | 2           | 0.5         | 0          | 0         | 0          | 0          | 1         | 0          | 1           | 0.3         |
| 21               | BENSON, Ja'Von            | 4-0       | 08:31       | 2.1  | 0-3            | .000        | 0-1            | .000        | 0-0            | .000        | 0          | 2          | 2           | 0.5         | 0          | 0         | 0          | 2          | 1         | 0          | 0           | 0.0         |
| Team             |                           |           |             |      |                |             |                |             |                |             | 26         | 23         | 49          |             |            |           |            | 10         |           |            |             |             |
| <b>Total</b>     |                           | <b>17</b> | <b>3475</b> |      | <b>387-961</b> | <b>.403</b> | <b>135-409</b> | <b>.330</b> | <b>185-262</b> | <b>.706</b> | <b>181</b> | <b>358</b> | <b>539</b>  | <b>31.7</b> | <b>291</b> | <b>12</b> | <b>182</b> | <b>230</b> | <b>37</b> | <b>87</b>  | <b>1094</b> | <b>64.4</b> |
| <b>Opponents</b> |                           | <b>17</b> | <b>3475</b> |      | <b>475-995</b> | <b>.477</b> | <b>117-351</b> | <b>.333</b> | <b>237-346</b> | <b>.685</b> | <b>202</b> | <b>424</b> | <b>626</b>  | <b>36.8</b> | <b>249</b> | <b>3</b>  | <b>270</b> | <b>169</b> | <b>67</b> | <b>131</b> | <b>1304</b> | <b>76.7</b> |

### Team Statistics

|                        | USC            | OPP            |
|------------------------|----------------|----------------|
| <b>Scoring</b>         | <b>1094</b>    | <b>1304</b>    |
| Points per game        | 64.4           | 76.7           |
| Scoring margin         | -12.4          | -              |
| <b>Field goals-att</b> | <b>387-961</b> | <b>475-995</b> |
| Field goal pct         | .403           | .477           |
| <b>3 point fg-att</b>  | <b>135-409</b> | <b>117-351</b> |
| 3-point FG pct         | .330           | .333           |
| 3-pt FG made per game  | 7.9            | 6.9            |
| <b>Free throws-att</b> | <b>185-262</b> | <b>237-346</b> |
| Free throw pct         | .706           | .685           |
| F-Throws made per game | 10.9           | 13.9           |
| <b>Rebounds</b>        | <b>539</b>     | <b>626</b>     |
| Rebounds per game      | 31.7           | 36.8           |
| Rebounding margin      | -5.1           | -              |
| <b>Assists</b>         | <b>182</b>     | <b>270</b>     |
| Assists per game       | 10.7           | 15.9           |
| <b>Turnovers</b>       | <b>230</b>     | <b>169</b>     |
| Turnovers per game     | 13.5           | 9.9            |
| Turnover margin        | -3.6           | -              |
| Assist/turnover ratio  | 0.8            | 1.6            |
| <b>Steals</b>          | <b>87</b>      | <b>131</b>     |
| Steals per game        | 5.1            | 7.7            |
| <b>Blocks</b>          | <b>37</b>      | <b>67</b>      |
| Blocks per game        | 2.2            | 3.9            |
| <b>Winning streak</b>  | <b>0</b>       | <b>-</b>       |
| Home win streak        | 0              | -              |
| <b>Attendance</b>      | <b>84641</b>   | <b>95426</b>   |
| Home games-Avg/Game    | 8-10580        | 9-10603        |
| Neutral site-Avg/Game  | -              | 0-0            |

### Team Results

| Date       | Opponent           | Score     | Att.  |
|------------|--------------------|-----------|-------|
| 01/03/2023 | at Vanderbilt      | Lot 79-84 | 6344  |
| 01/07/2023 | Tennessee          | L 42-85   | 10704 |
| 01/10/2023 | at Kentucky        | W 71-68   | 19393 |
| 01/14/2023 | Texas A&M          | L 53-94   | 10883 |
| 01/17/2023 | Ole Miss           | L 58-70   | 9171  |
| 01/21/2023 | Auburn             | L 66-81   | 13048 |
| 01/25/2023 | at Florida         | L 60-81   | 7831  |
| 01/28/2023 | at Georgia         | Lot 78-81 | 10523 |
| 01/31/2023 | Mississippi St.    | L 51-66   | 9129  |
| 02/04/2023 | Arkansas           | L 63-65   | 11558 |
| 02/07/2023 | at Missouri        | L 74-83   | 8830  |
| 02/11/2023 | at Ole Miss        | W 64-61   | 5928  |
| 02/14/2023 | Vanderbilt         | L 64-75   | 8906  |
| 02/18/2023 | at LSU             | W 82-73   | 9024  |
| 02/22/2023 | Alabama            | Lot 76-78 | 11242 |
| 02/25/2023 | at Tennessee       | L 45-85   | 20273 |
| 02/28/2023 | at Mississippi St. | L 68-74   | 7280  |



**2022-23 South Carolina Men's Basketball  
Category Leaders  
All games**

**Points**

| ## | Player                    | G  | Pts | Pts/G |
|----|---------------------------|----|-----|-------|
| 23 | Jackson II, Gregory "GG"  | 30 | 460 | 15.3  |
| 5  | Johnson, Meechie          | 28 | 349 | 12.5  |
| 10 | Brown, Hayden             | 29 | 330 | 11.4  |
| 2  | Carter, Jr., Chico        | 25 | 244 | 9.8   |
| 1  | Wright, Jacobi            | 30 | 212 | 7.1   |
| 33 | Gray, Josh                | 30 | 133 | 4.4   |
| 12 | Davis, Zachary            | 28 | 64  | 2.3   |
| 31 | Bosmans-Verdonk, Benjamin | 29 | 60  | 2.1   |
| 30 | Hankins-Sanford, Daniel   | 21 | 51  | 2.4   |
| 44 | Cooper Jr., Ford          | 17 | 16  | 0.9   |
| 14 | Sparkman, Eli             | 10 | 14  | 1.4   |
| 21 | Benson, Ja'Von            | 6  | 3   | 0.5   |
| 4  | Minott, Tre-Vaughn        | 6  | 1   | 0.2   |

**Scoring Average**

| ## | Player                    | G  | Pts | Pts/G |
|----|---------------------------|----|-----|-------|
| 23 | Jackson II, Gregory "GG"  | 30 | 460 | 15.3  |
| 5  | Johnson, Meechie          | 28 | 349 | 12.5  |
| 10 | Brown, Hayden             | 29 | 330 | 11.4  |
| 2  | Carter, Jr., Chico        | 25 | 244 | 9.8   |
| 1  | Wright, Jacobi            | 30 | 212 | 7.1   |
| 33 | Gray, Josh                | 30 | 133 | 4.4   |
| 30 | Hankins-Sanford, Daniel   | 21 | 51  | 2.4   |
| 12 | Davis, Zachary            | 28 | 64  | 2.3   |
| 31 | Bosmans-Verdonk, Benjamin | 29 | 60  | 2.1   |
| 14 | Sparkman, Eli             | 10 | 14  | 1.4   |
| 44 | Cooper Jr., Ford          | 17 | 16  | 0.9   |
| 21 | Benson, Ja'Von            | 6  | 3   | 0.5   |
| 4  | Minott, Tre-Vaughn        | 6  | 1   | 0.2   |

**Field Goal Percentage**

| ## | Player                    | FG  | Att | Pct  |
|----|---------------------------|-----|-----|------|
| 14 | Sparkman, Eli             | 4   | 7   | .571 |
| 33 | Gray, Josh                | 55  | 103 | .534 |
| 2  | Carter, Jr., Chico        | 89  | 189 | .471 |
| 10 | Brown, Hayden             | 122 | 283 | .431 |
| 31 | Bosmans-Verdonk, Benjamin | 22  | 53  | .415 |
| 12 | Davis, Zachary            | 25  | 62  | .403 |
| 1  | Wright, Jacobi            | 74  | 189 | .392 |
| 23 | Jackson II, Gregory "GG"  | 164 | 431 | .381 |
| 5  | Johnson, Meechie          | 117 | 325 | .360 |
| 30 | Hankins-Sanford, Daniel   | 21  | 60  | .350 |
| 44 | Cooper Jr., Ford          | 5   | 23  | .217 |
| 21 | Benson, Ja'Von            | 1   | 9   | .111 |

**Field Goal Attempts**

| ## | Player                   | G  | Att | Att/G |
|----|--------------------------|----|-----|-------|
| 23 | Jackson II, Gregory "GG" | 30 | 431 | 14.4  |
| 5  | Johnson, Meechie         | 28 | 325 | 11.6  |
| 10 | Brown, Hayden            | 29 | 283 | 9.8   |
| 2  | Carter, Jr., Chico       | 25 | 189 | 7.6   |
| 1  | Wright, Jacobi           | 30 | 189 | 6.3   |

**Field Goals Made**

| ## | Player                   | G  | Made | Made/G |
|----|--------------------------|----|------|--------|
| 23 | Jackson II, Gregory "GG" | 30 | 164  | 5.5    |
| 10 | Brown, Hayden            | 29 | 122  | 4.2    |
| 5  | Johnson, Meechie         | 28 | 117  | 4.2    |
| 2  | Carter, Jr., Chico       | 25 | 89   | 3.6    |
| 1  | Wright, Jacobi           | 30 | 74   | 2.5    |

**3-Point FG Percentage**

| ## | Player                   | 3FG | Att | Pct  |
|----|--------------------------|-----|-----|------|
| 14 | Sparkman, Eli            | 4   | 6   | .667 |
| 2  | Carter, Jr., Chico       | 49  | 103 | .476 |
| 1  | Wright, Jacobi           | 27  | 75  | .360 |
| 5  | Johnson, Meechie         | 68  | 203 | .335 |
| 23 | Jackson II, Gregory "GG" | 52  | 160 | .325 |
| 10 | Brown, Hayden            | 23  | 105 | .219 |
| 44 | Cooper Jr., Ford         | 4   | 19  | .211 |
| 30 | Hankins-Sanford, Daniel  | 2   | 10  | .200 |
| 21 | Benson, Ja'Von           | 1   | 5   | .200 |
| 12 | Davis, Zachary           | 6   | 33  | .182 |

**3-Point FG Attempts**

| ## | Player                   | G  | Att | Att/G |
|----|--------------------------|----|-----|-------|
| 5  | Johnson, Meechie         | 28 | 203 | 7.3   |
| 23 | Jackson II, Gregory "GG" | 30 | 160 | 5.3   |
| 10 | Brown, Hayden            | 29 | 105 | 3.6   |
| 2  | Carter, Jr., Chico       | 25 | 103 | 4.1   |
| 1  | Wright, Jacobi           | 30 | 75  | 2.5   |

**3-Point FG Made**

| ## | Player                   | G  | Made | Made/G |
|----|--------------------------|----|------|--------|
| 5  | Johnson, Meechie         | 28 | 68   | 2.4    |
| 23 | Jackson II, Gregory "GG" | 30 | 52   | 1.7    |
| 2  | Carter, Jr., Chico       | 25 | 49   | 2.0    |
| 1  | Wright, Jacobi           | 30 | 27   | 0.9    |
| 10 | Brown, Hayden            | 29 | 23   | 0.8    |





**2022-23 South Carolina Men's Basketball  
Category Leaders  
All games**

**Free Throw Percentage**

| ## | Player                    | Made | Att | Pct   |
|----|---------------------------|------|-----|-------|
| 44 | Cooper Jr., Ford          | 2    | 2   | 1.000 |
| 14 | Sparkman, Eli             | 2    | 2   | 1.000 |
| 12 | Davis, Zachary            | 8    | 10  | .800  |
| 5  | Johnson, Meechie          | 47   | 61  | .770  |
| 1  | Wright, Jacobi            | 37   | 49  | .755  |
| 23 | Jackson II, Gregory "GG"  | 80   | 118 | .678  |
| 10 | Brown, Hayden             | 63   | 97  | .649  |
| 2  | Carter, Jr., Chico        | 17   | 27  | .630  |
| 31 | Bosmans-Verdonk, Benjamin | 16   | 27  | .593  |
| 30 | Hankins-Sanford, Daniel   | 7    | 13  | .538  |
| 33 | Gray, Josh                | 23   | 49  | .469  |
| 4  | Minott, Tre-Vaughn        | 1    | 3   | .333  |

**Free Throw Attempts**

| ## | Player                   | G  | Att | Att/G |
|----|--------------------------|----|-----|-------|
| 23 | Jackson II, Gregory "GG" | 30 | 118 | 3.9   |
| 10 | Brown, Hayden            | 29 | 97  | 3.3   |
| 5  | Johnson, Meechie         | 28 | 61  | 2.2   |
| 1  | Wright, Jacobi           | 30 | 49  | 1.6   |
| 33 | Gray, Josh               | 30 | 49  | 1.6   |

**Free Throws Made**

| ## | Player                   | G  | Made | Made/G |
|----|--------------------------|----|------|--------|
| 23 | Jackson II, Gregory "GG" | 30 | 80   | 2.7    |
| 10 | Brown, Hayden            | 29 | 63   | 2.2    |
| 5  | Johnson, Meechie         | 28 | 47   | 1.7    |
| 1  | Wright, Jacobi           | 30 | 37   | 1.2    |
| 33 | Gray, Josh               | 30 | 23   | 0.8    |

**Rebounds**

| ## | Player                    | G  | Reb | Reb/G |
|----|---------------------------|----|-----|-------|
| 33 | Gray, Josh                | 30 | 182 | 6.1   |
| 23 | Jackson II, Gregory "GG"  | 30 | 180 | 6.0   |
| 10 | Brown, Hayden             | 29 | 141 | 4.9   |
| 5  | Johnson, Meechie          | 28 | 105 | 3.8   |
| 31 | Bosmans-Verdonk, Benjamin | 29 | 88  | 3.0   |

**Assists**

| ## | Player                    | G  | Ast | Ast/G |
|----|---------------------------|----|-----|-------|
| 5  | Johnson, Meechie          | 28 | 97  | 3.5   |
| 1  | Wright, Jacobi            | 30 | 53  | 1.8   |
| 2  | Carter, Jr., Chico        | 25 | 40  | 1.6   |
| 10 | Brown, Hayden             | 29 | 36  | 1.2   |
| 31 | Bosmans-Verdonk, Benjamin | 29 | 34  | 1.2   |

**Rebounds Average**

| ## | Player                    | G  | Reb | Reb/G |
|----|---------------------------|----|-----|-------|
| 33 | Gray, Josh                | 30 | 182 | 6.1   |
| 23 | Jackson II, Gregory "GG"  | 30 | 180 | 6.0   |
| 10 | Brown, Hayden             | 29 | 141 | 4.9   |
| 5  | Johnson, Meechie          | 28 | 105 | 3.8   |
| 31 | Bosmans-Verdonk, Benjamin | 29 | 88  | 3.0   |

**Steals**

| ## | Player                   | G  | Stl | Stl/G |
|----|--------------------------|----|-----|-------|
| 10 | Brown, Hayden            | 29 | 31  | 1.1   |
| 23 | Jackson II, Gregory "GG" | 30 | 23  | 0.8   |
| 5  | Johnson, Meechie         | 28 | 20  | 0.7   |
| 12 | Davis, Zachary           | 28 | 17  | 0.6   |
| 2  | Carter, Jr., Chico       | 25 | 15  | 0.6   |

**Offensive Rebounds**

| ## | Player                    | G  | OReb | OReb/G |
|----|---------------------------|----|------|--------|
| 33 | Gray, Josh                | 30 | 81   | 2.7    |
| 31 | Bosmans-Verdonk, Benjamin | 29 | 50   | 1.7    |
| 23 | Jackson II, Gregory "GG"  | 30 | 47   | 1.6    |
| 10 | Brown, Hayden             | 29 | 46   | 1.6    |
| 30 | Hankins-Sanford, Daniel   | 21 | 23   | 1.1    |

**Blocked Shots**

| ## | Player                    | G  | Blk | Blk/G |
|----|---------------------------|----|-----|-------|
| 33 | Gray, Josh                | 30 | 26  | 0.9   |
| 23 | Jackson II, Gregory "GG"  | 30 | 24  | 0.8   |
| 10 | Brown, Hayden             | 29 | 12  | 0.4   |
| 31 | Bosmans-Verdonk, Benjamin | 29 | 6   | 0.2   |
| 12 | Davis, Zachary            | 28 | 4   | 0.1   |

**Defensive Rebounds**

| ## | Player                   | G  | DReb | DReb/G |
|----|--------------------------|----|------|--------|
| 23 | Jackson II, Gregory "GG" | 30 | 133  | 4.4    |
| 33 | Gray, Josh               | 30 | 101  | 3.4    |
| 10 | Brown, Hayden            | 29 | 95   | 3.3    |
| 5  | Johnson, Meechie         | 28 | 87   | 3.1    |
| 1  | Wright, Jacobi           | 30 | 51   | 1.7    |

**Minutes**

| ## | Player                   | G  | Min | Min/G |
|----|--------------------------|----|-----|-------|
| 23 | Jackson II, Gregory "GG" | 30 | 954 | 31:48 |
| 5  | Johnson, Meechie         | 28 | 930 | 33:13 |
| 1  | Wright, Jacobi           | 30 | 871 | 29:02 |
| 10 | Brown, Hayden            | 29 | 866 | 29:51 |
| 2  | Carter, Jr., Chico       | 25 | 769 | 30:46 |

**Fouls**

| ## | Player                    | G  | PF  | PF/G |
|----|---------------------------|----|-----|------|
| 10 | Brown, Hayden             | 29 | 102 | 3.5  |
| 33 | Gray, Josh                | 30 | 70  | 2.3  |
| 31 | Bosmans-Verdonk, Benjamin | 29 | 66  | 2.3  |
| 1  | Wright, Jacobi            | 30 | 54  | 1.8  |
| 5  | Johnson, Meechie          | 28 | 50  | 1.8  |

**Turnovers**

| ## | Player                    | G  | TO | TO/G |
|----|---------------------------|----|----|------|
| 23 | Jackson II, Gregory "GG"  | 30 | 81 | 2.7  |
| 5  | Johnson, Meechie          | 28 | 66 | 2.4  |
| 10 | Brown, Hayden             | 29 | 60 | 2.1  |
| 2  | Carter, Jr., Chico        | 25 | 39 | 1.6  |
| 31 | Bosmans-Verdonk, Benjamin | 29 | 39 | 1.3  |



2022-23 South Carolina Men's Basketball  
Category Leaders  
All games

**Foul Outs**

| ## | Player                    | G  | FO |
|----|---------------------------|----|----|
| 10 | Brown, Hayden             | 29 | 10 |
| 2  | Carter, Jr., Chico        | 25 | 2  |
| 5  | Johnson, Meechie          | 28 | 1  |
| 33 | Gray, Josh                | 30 | 1  |
| 31 | Bosmans-Verdonk, Benjamin | 29 | 1  |



**2022-23 South Carolina Men's Basketball  
Player Highs Analysis  
All games**

**South Carolina - Individual Game Highs**

|   |       |   |  |
|---|-------|---|--|
| <b>POINTS</b>                             | 30    |   | Gregory "GG" Jackson II vs Auburn (01/21/2023)             |
|   | 26    |   | Meechie Johnson at Kentucky (01/10/2023)                   |
|   | 26    |   | Chico Carter, Jr. vs Davidson (N) (11/18/2022)             |
|   | 25    |   | Meechie Johnson vs Western Ky. (12/22/2022)                |
|   | 24    |   | Chico Carter, Jr. at Vanderbilt (01/03/2023)               |
|   | 24    |   | Gregory "GG" Jackson II vs Eastern Mich. (12/30/2022)      |
| <b>FIELD GOALS MADE</b>                   | 10    |   | Gregory "GG" Jackson II vs Auburn (01/21/2023)             |
|   | 9     |   | Josh Gray vs Arkansas (02/04/2023)                         |
|   | 9     |   | Meechie Johnson at Kentucky (01/10/2023)                   |
|   | 9     |   | Chico Carter, Jr. at Vanderbilt (01/03/2023)               |
|   | 9     |   | Gregory "GG" Jackson II vs Eastern Mich. (12/30/2022)      |
|   | 9     |   | Gregory "GG" Jackson II at Georgetown (12/03/2022)         |
|   | 9     |   | Chico Carter, Jr. vs Davidson (N) (11/18/2022)             |
| <b>FIELD GOAL ATTEMPTS</b>                | 21    |   | Gregory "GG" Jackson II vs Auburn (01/21/2023)             |
|   | 20    |   | Gregory "GG" Jackson II vs Alabama (02/22/2023)            |
|   | 20    |   | Gregory "GG" Jackson II vs Ole Miss (01/17/2023)           |
| <b>FIELD GOAL PERCENTAGE (min 5 made)</b> | .857  | (6-7)   | Chico Carter, Jr. vs Eastern Mich. (12/30/2022)            |
|   | .714  | (5-7)   | Josh Gray at Mississippi St. (02/28/2023)                  |
| <b>3 PT FG MADE</b>                       | 6     |   | Meechie Johnson at Kentucky (01/10/2023)                   |
|   | 6     |   | Meechie Johnson vs Western Ky. (12/22/2022)                |
|   | 6     |   | Chico Carter, Jr. vs Davidson (N) (11/18/2022)             |
| <b>3 PT FG ATTEMPTS</b>                   | 11    |   | Meechie Johnson vs Western Ky. (12/22/2022)                |
|   | 10    |   | Gregory "GG" Jackson II at LSU (02/18/2023)                |
|   | 10    |   | Meechie Johnson at Kentucky (01/10/2023)                   |
|   | 10    |   | Meechie Johnson at Georgetown (12/03/2022)                 |
| <b>3 PT FG PERCENTAGE (min 2 made)</b>    | 1.000 | (4-4)   | Chico Carter, Jr. at UAB (12/14/2022)                      |
|   | 1.000 | (2-2)   | Gregory "GG" Jackson II at Kentucky (01/10/2023)           |
|   | 1.000 | (2-2)   | Jacobi Wright vs Clemson (11/11/2022)                      |
|   | 1.000 | (2-2)   | Gregory "GG" Jackson II vs South Carolina St. (11/08/2022) |
| <b>FREE THROWS MADE</b>                   | 11    |   | Gregory "GG" Jackson II at Mississippi St. (02/28/2023)    |
|   | 9     |   | Hayden Brown vs South Carolina St. (11/08/2022)            |
| <b>FREE THROW ATTEMPTS</b>                | 12    |   | Hayden Brown vs South Carolina St. (11/08/2022)            |
|   | 11    |   | Gregory "GG" Jackson II at Mississippi St. (02/28/2023)    |
| <b>FREE THROW PERCENTAGE (min 3 made)</b> | 1.000 | (11-11)   | Gregory "GG" Jackson II at Mississippi St. (02/28/2023)    |
|   | 1.000 | (7-7)   | Hayden Brown at LSU (02/18/2023)                           |
|   | 1.000 | (6-6)   | Gregory "GG" Jackson II at LSU (02/18/2023)                |
|   | 1.000 | (6-6)   | Meechie Johnson vs Vanderbilt (02/14/2023)                 |
|   | 1.000 | (6-6)   | Meechie Johnson vs Auburn (01/21/2023)                     |
|   | 1.000 | (6-6)   | Meechie Johnson vs Tennessee (01/07/2023)                  |
|   | 1.000 | (4-4)   | Jacobi Wright vs Alabama (02/22/2023)                      |
|   | 1.000 | (4-4)   | Chico Carter, Jr. vs Vanderbilt (02/14/2023)               |
|   | 1.000 | (4-4)   | Jacobi Wright vs Tennessee (01/07/2023)                    |
|   | 1.000 | (4-4)   | Hayden Brown vs Davidson (N) (11/18/2022)                  |
|   | 1.000 | (3-3)   | Hayden Brown vs East Carolina (N) (12/17/2022)             |
|   | 1.000 | (3-3)   | Hayden Brown vs USC Upstate (11/25/2022)                   |
| 1.000                                     | (3-3) | Daniel Hankins-Sanford vs South Carolina St. (11/08/2022) |  |
| <b>REBOUNDS</b>                           | 16    |   | Gregory "GG" Jackson II vs Western Ky. (12/22/2022)        |
|   | 14    |   | Josh Gray vs Arkansas (02/04/2023)                         |
|   | 14    |   | Josh Gray vs Mississippi St. (01/31/2023)                  |
| <b>ASSISTS</b>                            | 8     |   | Meechie Johnson at Georgetown (12/03/2022)                 |
|   | 7     |   | Meechie Johnson at UAB (12/14/2022)                        |
| <b>STEALS</b>                             | 4     |   | Hayden Brown vs Arkansas (02/04/2023)                      |
|   | 4     |   | Gregory "GG" Jackson II at Georgia (01/28/2023)            |





2022-23 South Carolina Men's Basketball  
Player Highs Analysis  
All games

South Carolina - Individual Game Highs

|                      |  |   |
|----------------------|--|---|
| <b>BLOCKED SHOTS</b> | 3  | Gregory "GG" Jackson II at George Washington (11/30/2022) |
|                      | 3  | Hayden Brown vs Davidson (N) (11/18/2022)                 |
|                      | 3  | Josh Gray vs Clemson (11/11/2022)                         |
| <b>TURNOVERS</b>     | 7  | Meechie Johnson vs Mississippi St. (01/31/2023)           |
|                      | 7  | Gregory "GG" Jackson II at Georgia (01/28/2023)           |
|                      | 7  | Benjamin Bosmans-Verdonk vs Clemson (11/11/2022)          |
| <b>FOULS</b>         | 5  | Meechie Johnson at Mississippi St. (02/28/2023)           |
|                      | 5  | Hayden Brown vs Alabama (02/22/2023)                      |
|                      | 5  | Hayden Brown at LSU (02/18/2023)                          |
|                      | 5  | Hayden Brown vs Vanderbilt (02/14/2023)                   |
|                      | 5  | Hayden Brown at Georgia (01/28/2023)                      |
|                      | 5  | Hayden Brown at Florida (01/25/2023)                      |
|                      | 5  | Chico Carter, Jr. vs Auburn (01/21/2023)                  |
|                      | 5  | Hayden Brown vs Ole Miss (01/17/2023)                     |
|                      | 5  | Chico Carter, Jr. vs Ole Miss (01/17/2023)                |
|                      | 5  | Hayden Brown at Kentucky (01/10/2023)                     |
|                      | 5  | Hayden Brown at Vanderbilt (01/03/2023)                   |
|                      | 5  | Benjamin Bosmans-Verdonk at Vanderbilt (01/03/2023)       |
|                      | 5  | Hayden Brown at Georgetown (12/03/2022)                   |
| 5                    | Hayden Brown vs USC Upstate (11/25/2022)     |   |
| 5                    | Josh Gray vs South Carolina St. (11/08/2022) |   |



**2022-23 South Carolina Men's Basketball  
Player Highs Analysis  
All games**

**Opponent - Individual Game Highs**

|   |       |  |  |
|---|-------|--|--|
| <b>POINTS</b>                             | 41    |  | Brandon Miller vs Alabama (02/22/2023)           |
|   | 36    |  | Emoni Bates vs Eastern Mich. (12/30/2022)        |
|   | 28    |  | Dayvion McKnight vs Western Ky. (12/22/2022)     |
|   | 27    |  | Johni Broome vs Auburn (01/21/2023)              |
|   | 25    |  | Cam Hayes at LSU (02/18/2023)                    |
|   | 25    |  | KJ Buffen at UAB (12/14/2022)                    |
| <b>FIELD GOALS MADE</b>                   | 14    |  | Brandon Miller vs Alabama (02/22/2023)           |
|   | 13    |  | Emoni Bates vs Eastern Mich. (12/30/2022)        |
| <b>FIELD GOAL ATTEMPTS</b>                | 25    |  | Brandon Miller vs Alabama (02/22/2023)           |
|   | 25    |  | Emoni Bates vs Eastern Mich. (12/30/2022)        |
| <b>FIELD GOAL PERCENTAGE (min 5 made)</b> | 1.000 | (10-10)  | Olivier Nkamhoua vs Tennessee (01/07/2023)       |
|   | 1.000 | (5-5)  | Uros Plavsic at Tennessee (02/25/2023)           |
| <b>3 PT FG MADE</b>                       | 8     |  | Emoni Bates vs Eastern Mich. (12/30/2022)        |
|   | 6     |  | Brandon Miller vs Alabama (02/22/2023)           |
| <b>3 PT FG ATTEMPTS</b>                   | 15    |  | Emoni Bates vs Eastern Mich. (12/30/2022)        |
|   | 13    |  | Brandon Miller vs Alabama (02/22/2023)           |
| <b>3 PT FG PERCENTAGE (min 2 made)</b>    | 1.000 | (3-3)  | Liam Robbins vs Vanderbilt (02/14/2023)          |
|   | 1.000 | (2-2)  | Jahmai Mashack at Tennessee (02/25/2023)         |
|   | 1.000 | (2-2)  | James Moors vs Colorado St. (N) (11/17/2022)     |
| <b>FREE THROWS MADE</b>                   | 10    |  | Kario Oquendo at Georgia (01/28/2023)            |
|   | 10    |  | Liam Robbins at Vanderbilt (01/03/2023)          |
| <b>FREE THROW ATTEMPTS</b>                | 15    |  | Kario Oquendo at Georgia (01/28/2023)            |
|   | 15    |  | Liam Robbins at Vanderbilt (01/03/2023)          |
| <b>FREE THROW PERCENTAGE (min 3 made)</b> | 1.000 | (6-6)  | Jusaun Holt at Georgia (01/28/2023)              |
|   | 1.000 | (6-6)  | Jay Heath at Georgetown (12/03/2022)             |
|   | 1.000 | (5-5)  | Kobe Brown at Missouri (02/07/2023)              |
|   | 1.000 | (5-5)  | Jordan Walker at UAB (12/14/2022)                |
|   | 1.000 | (4-4)  | Cameron Matthews at Mississippi St. (02/28/2023) |
|   | 1.000 | (4-4)  | Nick Honor at Missouri (02/07/2023)              |
|   | 1.000 | (4-4)  | Sean East II at Missouri (02/07/2023)            |
|   | 1.000 | (4-4)  | Will Richard at Florida (01/25/2023)             |
|   | 1.000 | (4-4)  | Zep Jasper vs Auburn (01/21/2023)                |
|   | 1.000 | (4-4)  | Jayveous McKinnis vs Ole Miss (01/17/2023)       |
|   | 1.000 | (4-4)  | KJ Buffen at UAB (12/14/2022)                    |
|   | 1.000 | (4-4)  | Foster Loyer vs Davidson (N) (11/18/2022)        |
|   | 1.000 | (3-3)  | Myreon Jones at Florida (01/25/2023)             |
|   | 1.000 | (3-3)  | Johni Broome vs Auburn (01/21/2023)              |
| 1.000                                     | (3-3) | Eric Gaines at UAB (12/14/2022)                |  |
| 1.000                                     | (3-3) | James Bishop at George Washington (11/30/2022) |  |
| <b>REBOUNDS</b>                           | 12    |  | Oscar Tshiebwe at Kentucky (01/10/2023)          |
|   | 11    |  | Johni Broome vs Auburn (01/21/2023)              |
|   | 11    |  | Henry Coleman III vs Texas A&M (01/14/2023)      |
| <b>ASSISTS</b>                            | 12    |  | Wendell Green Jr. vs Auburn (01/21/2023)         |
|   | 11    |  | Zakai Zeigler at Tennessee (02/25/2023)          |
| <b>STEALS</b>                             | 5     |  | D'Moi Hodge at Missouri (02/07/2023)             |
|   | 5     |  | Jusaun Holt at Georgia (01/28/2023)              |
| <b>BLOCKED SHOTS</b>                      | 6     |  | Liam Robbins at Vanderbilt (01/03/2023)          |
|   | 4     |  | Colin Castleton at Florida (01/25/2023)          |



2022-23 South Carolina Men's Basketball  
Player Highs Analysis  
All games

**Opponent - Individual Game Highs**

|                  |   |  |
|------------------|---|--|
| <b>TURNOVERS</b> | 6 | Trae Broadnax vs USC Upstate (11/25/2022)        |
|                  | 4 | Cameron Matthews at Mississippi St. (02/28/2023) |
|                  | 4 | Shakeel Moore vs Mississippi St. (01/31/2023)    |
|                  | 4 | Terry Roberts at Georgia (01/28/2023)            |
|                  | 4 | Wendell Green Jr. vs Auburn (01/21/2023)         |
|                  | 4 | Javon Small vs East Carolina (N) (12/17/2022)    |
|                  | 4 | Brendan Adams at George Washington (11/30/2022)  |
|                  | 4 | James Bishop at George Washington (11/30/2022)   |
|                  | 4 | Jalen Slawson vs Furman (N) (11/20/2022)         |
|                  | 4 | Garrett Hien vs Furman (N) (11/20/2022)          |
|                  | 4 | Foster Loyer vs Davidson (N) (11/18/2022)        |
| <b>FOULS</b>     | 5 | Matthew Murrell at Ole Miss (02/11/2023)         |
|                  | 5 | Jason Jitoboh at Florida (01/25/2023)            |
|                  | 5 | Niels Lane at Florida (01/25/2023)               |
|                  | 5 | Jairus Hamilton vs Western Ky. (12/22/2022)      |
|                  | 5 | Baylor Hebb vs Colorado St. (N) (11/17/2022)     |





**2022-23 South Carolina Men's Basketball  
Team High/Low Analysis  
All games**

**South Carolina - Game Highs**

|                              |              |                                 |
|------------------------------|--------------|---------------------------------|
| <b>POINTS</b>                | 82           | at LSU (02/18/2023)             |
|                              | 80           | South Carolina St. (11/08/2022) |
|                              | 79           | at Vanderbilt (01/03/2023)      |
|                              | 78           | at Georgia (01/28/2023)         |
|                              | 76           | Alabama (02/22/2023)            |
| <b>FIELD GOALS MADE</b>      | 30           | Alabama (02/22/2023)            |
|                              | 30           | at Vanderbilt (01/03/2023)      |
| <b>FIELD GOAL ATTEMPTS</b>   | 72           | at Vanderbilt (01/03/2023)      |
|                              | 68           | at Georgia (01/28/2023)         |
| <b>FIELD GOAL PERCENTAGE</b> | .520 (26-50) | at Missouri (02/07/2023)        |
|                              | .491 (27-55) | Presbyterian (12/11/2022)       |
| <b>3 PT FG MADE</b>          | 15           | at LSU (02/18/2023)             |
|                              | 13           | at Georgia (01/28/2023)         |
| <b>3 PT FG ATTEMPTS</b>      | 32           | at LSU (02/18/2023)             |
|                              | 31           | at Georgia (01/28/2023)         |
|                              | 31           | at Georgetown (12/03/2022)      |
| <b>3 PT FG PERCENTAGE</b>    | .550 (11-20) | at Kentucky (01/10/2023)        |
|                              | .469 (15-32) | at LSU (02/18/2023)             |
| <b>FREE THROWS MADE</b>      | 21           | South Carolina St. (11/08/2022) |
|                              | 19           | Auburn (01/21/2023)             |
| <b>FREE THROW ATTEMPTS</b>   | 32           | South Carolina St. (11/08/2022) |
|                              | 25           | Western Ky. (12/22/2022)        |
| <b>FREE THROW PERCENTAGE</b> | .944 (17-18) | at LSU (02/18/2023)             |
|                              | .941 (16-17) | at Mississippi St. (02/28/2023) |
| <b>REBOUNDS</b>              | 51           | Western Ky. (12/22/2022)        |
|                              | 50           | Clemson (11/11/2022)            |
| <b>ASSISTS</b>               | 20           | at LSU (02/18/2023)             |
|                              | 18           | at Missouri (02/07/2023)        |
|                              | 18           | at Georgetown (12/03/2022)      |
| <b>STEALS</b>                | 10           | Tennessee (01/07/2023)          |
|                              | 8            | Mississippi St. (01/31/2023)    |
|                              | 8            | vs Davidson (N) (11/18/2022)    |
| <b>BLOCKED SHOTS</b>         | 7            | vs Davidson (N) (11/18/2022)    |
|                              | 5            | Tennessee (01/07/2023)          |
|                              | 5            | South Carolina St. (11/08/2022) |
| <b>TURNOVERS</b>             | 19           | Clemson (11/11/2022)            |
|                              | 18           | Mississippi St. (01/31/2023)    |
|                              | 18           | at Georgia (01/28/2023)         |
|                              | 18           | Tennessee (01/07/2023)          |
| <b>FOULS</b>                 | 25           | at Vanderbilt (01/03/2023)      |
|                              | 23           | Auburn (01/21/2023)             |



**2022-23 South Carolina Men's Basketball  
Team High/Low Analysis  
All games**

**Opponent - Game Highs**

|                              |      |         |                                   |
|------------------------------|------|---------|-----------------------------------|
| <b>POINTS</b>                | 94   |         | Texas A&M (01/14/2023)            |
|                              | 85   |         | at Tennessee (02/25/2023)         |
|                              | 85   |         | Tennessee (01/07/2023)            |
|                              | 85   |         | vs Colorado St. (N) (11/17/2022)  |
|                              | 84   |         | at Vanderbilt (01/03/2023)        |
|                              | 84   |         | at UAB (12/14/2022)               |
| <b>FIELD GOALS MADE</b>      | 36   |         | at Tennessee (02/25/2023)         |
|                              | 35   |         | Tennessee (01/07/2023)            |
|                              | 35   |         | vs Colorado St. (N) (11/17/2022)  |
| <b>FIELD GOAL ATTEMPTS</b>   | 68   |         | Tennessee (01/07/2023)            |
|                              | 67   |         | at UAB (12/14/2022)               |
| <b>FIELD GOAL PERCENTAGE</b> | .583 | (35-60) | vs Colorado St. (N) (11/17/2022)  |
|                              | .581 | (36-62) | at Tennessee (02/25/2023)         |
| <b>3 PT FG MADE</b>          | 12   |         | at Missouri (02/07/2023)          |
|                              | 12   |         | at George Washington (11/30/2022) |
|                              | 12   |         | vs Furman (N) (11/20/2022)        |
| <b>3 PT FG ATTEMPTS</b>      | 37   |         | Vanderbilt (02/14/2023)           |
|                              | 28   |         | Eastern Mich. (12/30/2022)        |
| <b>3 PT FG PERCENTAGE</b>    | .480 | (12-25) | at Missouri (02/07/2023)          |
|                              | .455 | (10-22) | Tennessee (01/07/2023)            |
| <b>FREE THROWS MADE</b>      | 23   |         | at Georgia (01/28/2023)           |
|                              | 23   |         | at Vanderbilt (01/03/2023)        |
| <b>FREE THROW ATTEMPTS</b>   | 35   |         | at Vanderbilt (01/03/2023)        |
|                              | 29   |         | at Georgia (01/28/2023)           |
| <b>FREE THROW PERCENTAGE</b> | .941 | (16-17) | at UAB (12/14/2022)               |
|                              | .889 | (8-9)   | vs Davidson (N) (11/18/2022)      |
| <b>REBOUNDS</b>              | 48   |         | Vanderbilt (02/14/2023)           |
|                              | 48   |         | Texas A&M (01/14/2023)            |
|                              | 48   |         | Tennessee (01/07/2023)            |
| <b>ASSISTS</b>               | 29   |         | at Tennessee (02/25/2023)         |
|                              | 22   |         | vs Furman (N) (11/20/2022)        |
| <b>STEALS</b>                | 15   |         | at Georgia (01/28/2023)           |
|                              | 13   |         | Tennessee (01/07/2023)            |
|                              | 13   |         | at Georgetown (12/03/2022)        |
| <b>BLOCKED SHOTS</b>         | 9    |         | at Florida (01/25/2023)           |
|                              | 7    |         | at Vanderbilt (01/03/2023)        |
| <b>TURNOVERS</b>             | 16   |         | Mississippi St. (01/31/2023)      |
|                              | 14   |         | Tennessee (01/07/2023)            |
| <b>FOULS</b>                 | 24   |         | South Carolina St. (11/08/2022)   |
|                              | 19   |         | at LSU (02/18/2023)               |



**2022-23 South Carolina Men's Basketball  
Team High/Low Analysis  
All games**

**South Carolina - Game Lows**

|                              |      |         |                                   |
|------------------------------|------|---------|-----------------------------------|
| <b>POINTS</b>                | 42   |         | Tennessee (01/07/2023)            |
|                              | 45   |         | at Tennessee (02/25/2023)         |
|                              | 51   |         | Mississippi St. (01/31/2023)      |
|                              | 53   |         | Texas A&M (01/14/2023)            |
|                              | 53   |         | vs Colorado St. (N) (11/17/2022)  |
| <b>FIELD GOALS MADE</b>      | 12   |         | Tennessee (01/07/2023)            |
|                              | 18   |         | Mississippi St. (01/31/2023)      |
| <b>FIELD GOAL ATTEMPTS</b>   | 48   |         | Tennessee (01/07/2023)            |
|                              | 49   |         | vs Furman (N) (11/20/2022)        |
| <b>FIELD GOAL PERCENTAGE</b> | .250 | (12-48) | Tennessee (01/07/2023)            |
|                              | .311 | (19-61) | vs Colorado St. (N) (11/17/2022)  |
| <b>3 PT FG MADE</b>          | 4    |         | at Tennessee (02/25/2023)         |
|                              | 4    |         | Tennessee (01/07/2023)            |
|                              | 4    |         | USC Upstate (11/25/2022)          |
| <b>3 PT FG ATTEMPTS</b>      | 14   |         | at Florida (01/25/2023)           |
|                              | 18   |         | USC Upstate (11/25/2022)          |
|                              | 18   |         | vs Davidson (N) (11/18/2022)      |
| <b>3 PT FG PERCENTAGE</b>    | .154 | (4-26)  | Tennessee (01/07/2023)            |
|                              | .182 | (4-22)  | at Tennessee (02/25/2023)         |
| <b>FREE THROWS MADE</b>      | 3    |         | at Tennessee (02/25/2023)         |
|                              | 5    |         | at George Washington (11/30/2022) |
| <b>FREE THROW ATTEMPTS</b>   | 7    |         | at Tennessee (02/25/2023)         |
|                              | 7    |         | at Kentucky (01/10/2023)          |
| <b>FREE THROW PERCENTAGE</b> | .429 | (3-7)   | at Tennessee (02/25/2023)         |
|                              | .462 | (6-13)  | Clemson (11/11/2022)              |
| <b>REBOUNDS</b>              | 16   |         | Texas A&M (01/14/2023)            |
|                              | 21   |         | Tennessee (01/07/2023)            |
| <b>ASSISTS</b>               | 5    |         | Tennessee (01/07/2023)            |
|                              | 6    |         | vs East Carolina (N) (12/17/2022) |
| <b>STEALS</b>                | 2    |         | at Mississippi St. (02/28/2023)   |
|                              | 2    |         | Vanderbilt (02/14/2023)           |
|                              | 2    |         | at Kentucky (01/10/2023)          |
|                              | 2    |         | Western Ky. (12/22/2022)          |
| <b>BLOCKED SHOTS</b>         | 0    |         | at Georgetown (12/03/2022)        |
|                              | 1    |         | Vanderbilt (02/14/2023)           |
|                              | 1    |         | Mississippi St. (01/31/2023)      |
|                              | 1    |         | Ole Miss (01/17/2023)             |
|                              | 1    |         | at Kentucky (01/10/2023)          |
|                              | 1    |         | at Vanderbilt (01/03/2023)        |
|                              | 1    |         | vs East Carolina (N) (12/17/2022) |
| <b>TURNOVERS</b>             | 6    |         | Presbyterian (12/11/2022)         |
|                              | 8    |         | USC Upstate (11/25/2022)          |
| <b>FOULS</b>                 | 6    |         | at Tennessee (02/25/2023)         |
|                              | 9    |         | Presbyterian (12/11/2022)         |





**2022-23 South Carolina Men's Basketball  
Team High/Low Analysis  
All games**

**Opponent - Game Lows**

|                              |              |                                   |
|------------------------------|--------------|-----------------------------------|
| <b>POINTS</b>                | 53           | USC Upstate (11/25/2022)          |
|                              | 57           | Presbyterian (12/11/2022)         |
|                              | 58           | Western Ky. (12/22/2022)          |
|                              | 58           | Clemson (11/11/2022)              |
|                              | 61           | at Ole Miss (02/11/2023)          |
| <b>FIELD GOALS MADE</b>      | 20           | at Ole Miss (02/11/2023)          |
|                              | 20           | Western Ky. (12/22/2022)          |
| <b>FIELD GOAL ATTEMPTS</b>   | 44           | vs East Carolina (N) (12/17/2022) |
|                              | 46           | Presbyterian (12/11/2022)         |
| <b>FIELD GOAL PERCENTAGE</b> | .364 (20-55) | Western Ky. (12/22/2022)          |
|                              | .370 (20-54) | at Ole Miss (02/11/2023)          |
| <b>3 PT FG MADE</b>          | 2            | USC Upstate (11/25/2022)          |
|                              | 3            | at Mississippi St. (02/28/2023)   |
|                              | 3            | Mississippi St. (01/31/2023)      |
|                              | 3            | Auburn (01/21/2023)               |
|                              | 3            | at Kentucky (01/10/2023)          |
|                              | 3            | Western Ky. (12/22/2022)          |
|                              | 3            | at Georgetown (12/03/2022)        |
| <b>3 PT FG ATTEMPTS</b>      | 10           | at Kentucky (01/10/2023)          |
|                              | 12           | Mississippi St. (01/31/2023)      |
|                              | 12           | USC Upstate (11/25/2022)          |
| <b>3 PT FG PERCENTAGE</b>    | .136 (3-22)  | Western Ky. (12/22/2022)          |
|                              | .167 (3-18)  | at Georgetown (12/03/2022)        |
|                              | .167 (2-12)  | USC Upstate (11/25/2022)          |
| <b>FREE THROWS MADE</b>      | 3            | at Tennessee (02/25/2023)         |
|                              | 3            | USC Upstate (11/25/2022)          |
| <b>FREE THROW ATTEMPTS</b>   | 6            | at Tennessee (02/25/2023)         |
|                              | 7            | Tennessee (01/07/2023)            |
|                              | 7            | Presbyterian (12/11/2022)         |
| <b>FREE THROW PERCENTAGE</b> | .333 (3-9)   | USC Upstate (11/25/2022)          |
|                              | .444 (4-9)   | Eastern Mich. (12/30/2022)        |
| <b>REBOUNDS</b>              | 25           | Presbyterian (12/11/2022)         |
|                              | 28           | at Mississippi St. (02/28/2023)   |
|                              | 28           | at Missouri (02/07/2023)          |
|                              | 28           | at Kentucky (01/10/2023)          |
|                              | 28           | vs East Carolina (N) (12/17/2022) |
|                              | 28           | USC Upstate (11/25/2022)          |
| <b>ASSISTS</b>               | 4            | Western Ky. (12/22/2022)          |
|                              | 8            | USC Upstate (11/25/2022)          |
| <b>STEALS</b>                | 3            | Arkansas (02/04/2023)             |
|                              | 3            | Ole Miss (01/17/2023)             |
|                              | 3            | at Vanderbilt (01/03/2023)        |
|                              | 3            | Presbyterian (12/11/2022)         |
|                              | 3            | USC Upstate (11/25/2022)          |
| <b>BLOCKED SHOTS</b>         | 0            | at Mississippi St. (02/28/2023)   |
|                              | 1            | at Missouri (02/07/2023)          |
|                              | 1            | vs East Carolina (N) (12/17/2022) |
|                              | 1            | vs Davidson (N) (11/18/2022)      |
| <b>TURNOVERS</b>             | 4            | at Tennessee (02/25/2023)         |
|                              | 5            | at Florida (01/25/2023)           |
| <b>FOULS</b>                 | 8            | at Tennessee (02/25/2023)         |
|                              | 11           | at Kentucky (01/10/2023)          |
|                              | 11           | at George Washington (11/30/2022) |