



SOUTH CAROLINA BASEBALL

South Carolina Baseball Contact: Kent Reichert - (803) 777-5257 - kent2@mailbox.sc.edu

2023 SOUTH CAROLINA SCHEDULE

FEBRUARY (9-0)

17	UMASS LOWELL (SECN+)	W, 20-3
18	UMASS LOWELL (SECN+)	W, 17-1
19	UMASS LOWELL (SECN+)	W, 12-1
21	WINTHROP (SECN+)	W, 19-3
22	QUEENS (SECN+)	W, 12-0
24	PENN (SECN+)	W, 7-4
25	PENN (SECN+)	W, 1-0
26	PENN (SECN+)	W, 6-5
28	NORTH CAROLINA A&T (SECN+)	W, 11-3

MARCH (15-2)

3	at Clemson (ACCNX)	L, 2-5
4	vs. Clemson (Fluor Field) (SECN+)	W, 11-9
5	CLEMSON (SECN+)	W, 7-1
7	THE CITADEL (SECN+)	W, 8-1
8	vs. USC Upstate (Fluor Field)(ESPN+)	W, 19-1
10	BETHUNE-COOKMAN (SECN+) W, 20-3 (7)	
11	BETHUNE-COOKMAN (SECN+)	W, 8-5
11	BETHUNE-COOKMAN (SECN+)	W, 10-3
14	PRESBYTERIAN (SECN+)	W, 5-0
18	at Georgia* (SECN+)	W, 5-4
18	at Georgia* (SECN+)	W, 12-2 (7)
19	at Georgia* (SEC NETWORK)	W, 12-1 (7)
21	at Charlotte (Truist Field) (ESPN+)	L, 2-6
24	No. 22 MISSOURI* (SEC NETWORK) W, 9-8	
25	No. 22 MISSOURI* (SECN+) W, 8-1	
25	No. 22 MISSOURI* (SECN+) W, 5-4 (12)	
28	at The Citadel (ESPN+)	W, 13-2 (7)
30	at Mississippi State* (SEC NETWORK)	7 p.m.
31	at Mississippi State* (SECN+)	7 p.m.

APRIL

1	at Mississippi State* (SECN+)	3 p.m.
4	vs. North Carolina (Truist Field) (SECN+) TBA	
6	LSU* (SECN+)	7 p.m.
7	LSU* (SECN+)	7 p.m.
8	LSU* (SEC NETWORK)	12 p.m.
11	USC UPSTATE (SECN+)	7 p.m.
14	at Vanderbilt* (SECN+)	7 p.m.
15	at Vanderbilt* (SECN+)	3 p.m.
16	at Vanderbilt* (SECN+)	2 p.m.
18	CHARLESTON SOUTHERN (SECN+)	7 p.m.
20	FLORIDA* (ESPNU)	7:30 p.m.
21	FLORIDA* (SECN+)	7 p.m.
22	FLORIDA* (SECN+)	2 p.m.
28	AUBURN* (SECN+)	7 p.m.
29	AUBURN* (SECN+)	4 p.m.
30	AUBURN* (SEC NETWORK)	12 p.m.

MAY

3	at Winthrop (ESPN+)	6 p.m.
5	at Kentucky* (SECN+)	6:30 p.m.
6	at Kentucky* (SECN+)	2 p.m.
7	at Kentucky* (SEC NETWORK)	2 p.m.
9	NORTH FLORIDA (SECN+)	4 p.m.
12	at Arkansas* (SECN+)	7:30 p.m.
13	at Arkansas* (SECN+)	7 p.m.
14	at Arkansas* (SECN+)	3 p.m.
16	CHARLOTTE (SECN+)	7 p.m.
18	TENNESSEE* (SECN+)	7 p.m.
19	TENNESSEE* (SECN+)	7 p.m.
20	TENNESSEE* (SECN+)	2 p.m.
23-28	at SEC Tournament (Hoover, Ala.)	TBA

JUNE

2-5	NCAA Regionals	TBA
9-12	NCAA Super Regionals	TBA
16-26	College World Series (Omaha, Neb.)	TBA

All times Eastern. Dates and times subject to change

* denotes SEC game

() denotes TV or Neutral Site game

#9 SOUTH CAROLINA (24-2, 6-0) AT MISSISSIPPI STATE (15-11, 0-6)

Dates: Thursday, March 30 – Saturday, April 1
Times: 7/7/3 p.m. EDT (6/6/2 CDT)
Place: Dudy Noble Field, Starkville, Miss.

LIVE COVERAGE

Radio: Gamecock Radio Network/flagship 107.5 FM "The Game"
 (Derek Scott, Tommy Moody)

Broadcast: SEC Network (Thursday), SEC Network Plus (Friday & Saturday)

Internet: Additional coverage on Facebook, Instagram, & Twitter @GamecockBasebl



PROBABLE PITCHING ROTATION

Thursday: RHP Eli Jones (4-0, 1.77 ERA) vs. BHP Jurrangelo Cijntje (3-1, 4.37 ERA)

Friday: RHP Noah Hall (5-0, 2.35 ERA) vs. TBA

Saturday: RHP Jack Mahoney (3-0, 2.87 ERA) vs. RHP Nate Dohm (3-3, 3.28 ERA)

FOR STARTERS

The University of South Carolina baseball team visits Starkville, Miss., for a three-game series at Mississippi State from Thursday, March 30 to Saturday, April 1. Thursday and Friday's games start at 7 p.m. EDT (6 p.m. CDT) while Saturday's game will begin at 3 p.m. EDT (2 p.m. CDT).

Thursday's game will be televised on SEC Network with Mike Ferrin and Todd Walker on the call. Friday and Saturday's games will be streamed on SEC Network Plus. All games also will be broadcast on The Game 107.5 FM with Derek Scott and Tommy Moody on the call.

The Gamecocks are coming off a 13-2, 7-inning win at The Citadel on Tuesday night. Gavin Casas and Caleb Denny both homered in the win while Cole Messina doubled twice as this Carolina team is tied with the 1975 team for the best start in program history after 26 games.

SCOUTING MISSISSIPPI STATE

The Bulldogs beat Samford 9-4 on Tuesday night in Starkville. Hunter Hines and Dakota Jordan had three hits apiece. Bryce Chance leads Mississippi State with a .353 batting average while Hines has 10 home runs. On the mound, Bradley Loftin is 2-1 with a 2.25 ERA and 39 strikeouts in 24 innings pitched.

SERIES VS. MISSISSIPPI STATE

Carolina leads the all-time series with Mississippi State, 40-37. The Gamecocks last played the Bulldogs in 2021, winning the series finale, 4-3, in 11 innings on a David Mendham walk-off double. The last time the two teams met in Starkville, Carolina also won the series finale, 10-8, behind Brett Kerry's 6.1 innings of two-run, five-hit pitching.

GAMECOCKS IN THE NATIONAL RANKINGS

The University of South Carolina baseball team is ranked in all six major polls after the week of March 27. The Gamecocks are ranked No. 9 in the D1Baseball poll, the first time Carolina has been ranked in its top-10 since March 27, 2017. Carolina also is second in Collegiate Baseball, seventh in the NCBWA poll, eighth in the USA Today Coaches' poll, and 10th in both Baseball America and Perfect Game polls.

HALL, PETRY EARN SEC HONORS

Righthanded pitcher Noah Hall and outfielder Ethan Petry of the University of South Carolina baseball team were named the Southeastern Conference's Pitcher and Freshman

FOLLOW ON SOCIAL MEDIA



@GAMECOCKBASEBL // #GAMECOCKS
 FACEBOOK.COM//GAMECOCKBASEBL
 WWW.GAMECOCKSONLINE.COM

SOUTH CAROLINA QUICK FACTS

GENERAL INFORMATION

Location.....	Columbia, S.C.
Enrollment.....	35,388
Founded.....	1801
University President.....	Michael Amiridis
Athletics Director.....	Ray Tanner
Faculty Representative.....	Eva Monsma
Conference.....	Southeastern
Nickname.....	Gamecocks
Colors.....	Garnet & Black
Mascot.....	Cocky

TEAM INFORMATION

Head Coach.....	Mark Kingston
Alma Mater.....	North Carolina, 1995
Record at South Carolina.....	162-111 (5 years)
Career Record.....	435-291-1 (14th Year)
Associate Head Coach.....	Monte Lee
Assistant Coach.....	Justin Parker
Assistant Coach.....	Scott Wingo
Director of Player Development.....	Mike Current
Director of Operations.....	Ryan West
Director of Sport Performance.....	Billy Anderson
Athletics Trainer.....	Cory Barton
Academic Advisor.....	Storm Blitz

2022 SEASON IN REVIEW/2023 OUTLOOK

2022 Overall Record.....	27-28
2022 SEC Record/Finish.....	13-17/5th East
2022 Postseason Finish.....	0-1 at SEC Tournament
Position Starters Returning/Lost.....	6/3
Pitchers Returning/Lost.....	9/6
Players Returning/Lost.....	17/16

PROGRAM HISTORY

First Year of Baseball.....	1892
First Year in SEC.....	1992
All-Time Record.....	2,730-1,643-17 (624)
All-Time SEC Record.....	492-390-1 (.558)
SEC Championships.....	3 (2000, 2002, 2011)
SEC Conference Tournament Titles.....	1 (2004)
SEC East Titles.....	7 (1999, 2000, 2002, 2003, 2011, 2012, 2016)
National Championships.....	2 (2010, 2011)
NCAA Appearances/Last.....	33/2021
NCAA Tournament Record.....	137-71
College World Series Appearances/Last.....	11/2012
College World Series Record.....	32-20

FACILITY INFORMATION

Stadium (Dimensions).....	Founders Park (L-325, C-400, R-325,A-375)
Capacity.....	6,400 permanent seats (8,242 standing-room only)
Press Box Phone.....	803-777-6648

MEDIA INFORMATION

Assistant A.D. /Media Relations.....	Steve Fink
Associate Media Rel. Dir./Baseball Contact.....	Kent Reichert
Media Relations Main Phone.....	803-777-5204
Media Relations Fax.....	803-777-2967
Reichert Office Phone.....	803-777-5257
Reichert Cell Phone.....	734-548-0878
Reichert E-mail.....	kenr2@mailbox.sc.edu
Official Athletics Web Site.....	www.GamecocksOnline.com
Official Baseball Twitter.....	@GamecockBaseball
Media Relations Address.....	University of South Carolina Athletics
.....	Rice Athletics Center
.....	1304 Heyward Street
.....	Columbia, SC 29208

SOUTH CAROLINA-MISSISSIPPI STATE HEAD-TO-HEAD

Category	South Carolina	Mississippi State
Games	26	26
Batting Average	.300	.298
At-Bats	871	857
Runs	261	210
Hits	261	255
Doubles	43	50
Triples	5	2
Home Runs	66	40
Slugging Pct.	.588	.501
On-Base Pct.	.441	.421
Stolen Bases	30-32	43-47
ERA	2.81	6.51
Innings	227.0	226.2
Earned Runs	71	164
Strikeouts	275	277
Walks	73	161
Hits	175	222
Fielding Pct.	.976	.960
Overall Record	24-2	15-11
Conference Record	6-0 SEC	0-6 SEC
Current Streak	W4	W1
Last 5 Games	4-1	2-3
Last 10 Games	9-1	4-6

of the Week, the conference office announced this afternoon (Monday, March 27). Hall and Petry helped the Gamecocks sweep Missouri this past weekend.

Hall moved to 5-0 on the season by going seven innings and scattering just five hits and a run while walking one and striking out 10. He retired 11 straight Missouri Tigers to end his outing and achieved double-digit strikeouts for the third time in his Carolina career. He allowed just one runner past second base to lower his season ERA to 2.35. Hall is fifth in the SEC in ERA, ninth in strikeouts and first in both wins and innings pitched.

Petry continues his tear in his rookie campaign, homering in each of the wins against Missouri and producing the game-winning hit in a 5-4, 12-inning win on Saturday night against the Tigers. Petry homered in the third inning and added a single in the fifth, but it was his reaching on a strikeout-wild pitch in the ninth that allowed Carolina to come from behind and defeat Missouri, 9-8. Petry homered in the first in the 8-1 win in game one on Saturday. He reached base three times in that game as Carolina secured the series. His biggest game was the finale, where he homered in the eighth to tie the game at four. Then, with the bases loaded in the 12th, his single up the middle gave Carolina its second walk-off win of the weekend. Petry leads Carolina with a .446 batting average and 37 RBI to go along with 12 home runs. In the SEC, Petry is third in batting average, sixth in hits, third in home runs and sixth in RBI.

Hall was named SEC Co-Pitcher of the Week after the Penn game and Petry earns back-to-back Freshman of the Week honors.

SOLID START TO SEC PLAY

The Gamecocks went into Georgia and swept the Bulldogs for the first time since 2013 and the first time in Athens since 2010. Then Carolina came home and swept Missouri to improve to 6-0 in the league for the first time since 2016. The Georgia series included a pair of run-rule win and come-from-behind, 5-4 win in the first game on Saturday. Michael Braswell's 2-run double in the top of the ninth in game one was the difference. Ethan Petry homered three times on Saturday while Will McGillis and Gavin Casas each had a pair of home runs on Sunday. Against Missouri, Carolina had a pair of walk-off wins as Braswell's single and a throwing error helped USC to a 9-8 victory on Friday and an Ethan Petry single in the 12th gave Carolina a 5-4 win on Saturday. In game one on Saturday, Noah Hall struck out 10 in seven innings in an 8-1 win.

RPI WATCH

With 26 games in the books, it's time to start looking at the RPI. The Gamecocks currently are third in those rankings, one of three SEC teams in the top five. Carolina currently

is a perfect 18-0 at home and 5-2 on the road. Carolina has three-game series remaining against No. 1 Kentucky, No. 4 Arkansas, No. 5 LSU, No. 9 Vanderbilt and No. 11 Florida.

CAROLINA AMONG LEADERS IN ERA

South Carolina is second in the SEC and fourth in the nation with a 2.81 ERA after 26 games. The Gamecocks allowed just seven runs in the three wins over Georgia on March 18-19 as Jack Mahoney allowed just one run in six innings to pick up his third win. Noah Hall has a 2.35 ERA on the season in 38.1 innings pitched, while James Hicks has allowed just three runs in 23 innings of work.

AIN'T IT GRAND

The Gamecocks continue to put the baseball in seats this season, leading the nation with 64 home runs. During the Bethune-Cookman weekend, Carolina had three grand slams, coming off the bats of Dylan Brewer, Will McGillis and Caleb Denny. The two on Friday marked the first time Carolina had a pair of grand slams in a game since Feb. 27, 2016 against Penn State. Carolina has six grand slams this season after McGillis' one against Missouri on March 24. That's the most by a Carolina team since the 2010 squad had six in a year.

HICKS PUTS UP ZEROES AGAINST THE TIGERS

James Hicks threw five scoreless innings of relief in Carolina's 7-1 win over Clemson on March 5. Hicks allowed just two hits with six strikeouts and one walk to improve to 3-0 on the season. He has pitched 22 innings for the Gamecocks this year and has allowed just three runs.

HORNUNG, MESSINA WITH BIG HITS IN CLEMSON WIN

Carson Hornung and Cole Messina had two big late inning home runs in Carolina's 11-9 win over Clemson on March 4 in Greenville. Hornung's three-run blast in the seventh gave the Gamecocks an 8-7 lead. It was his second home run of the season. Messina's two-run shot to left, his fifth of the year, gave Carolina the insurance it needed in a two-run victory.

LECROY EARNS MVP HONORS

Talmadge LeCroy was 5-for-10 with six RBI in the Clemson series, earning the Tom Price Award for the Most Valuable Player of the Clemson series. LeCroy belted his first career home run in Sunday's win while driving in a pair. He had a .500 on-base percentage and a .800 slugging percentage on the weekend.

GAMECOCKS IN THE NCAA RANKINGS

The Gamecocks lead the nation with 66 home runs this season. Gavin Casas is tied for third in the nation with 14 home runs ... USC is third in the nation with 261 runs scored ... Carolina is fourth in the nation in drawing walks with 169 and fifth in the country with 64 hit by pitches ... The Gamecocks' .441 on-base percentage is seventh in the country ... On the mound, Carolina is fourth in earned-run average at 2.81 ... Ethan Petry is ninth in total bases (80) and tied for eighth in home runs (12) ... The .923 winning percentage is best in the nation.

GAMECOCKS GETTING ON BASE

Not only are the Gamecocks leading the nation in home runs, Carolina has been on base 235 times via the free pass (169 walks, 66 hit by pitches). That leads to a .441 team on-base percentage. Gavin Casas leads Carolina with 23 walks. Talmadge LeCroy has been hit 12 times. Carolina is fifth in the nation in hit by pitches and fourth in the country in walks.

MAHONEY MAKES RETURN TO THE MOUND

Junior Jack Mahoney struck out nine in 5.2 shutout innings of work to earn Sunday's win in his first outing since May of 2021. Mahoney retired the first six River Hawks and did not allow a walk to earn his fourth career win as a Gamecock. Mahoney was one of three Gamecocks to make his return on the mound after injury. Jackson Phipps struck out a pair in an inning of work while James Hicks struck out two in two innings.

SANDERS NAMED TO GOLDEN SPIKES WATCH LIST

Junior righthanded pitcher Will Sanders has been named to the Golden Spikes Award Watch List, USA Baseball announced Feb. 10. Sanders is one of 55 players on the list, kicking off the process of identifying the nation's top amateur baseball player for the 2023 season.

Sanders, who was named Preseason All-America second team by three different organizations, was 7-3 with a 3.43 ERA and 91 strikeouts in 89.1 innings pitched as a sophomore in 2022. The righthander finished fifth in the SEC in innings pitched and 10th in both ERA and strikeouts. Sanders enters 2023 with 13 career wins, a 3.47 ERA and 145 career strikeouts.

GAMECOCK TRIO RETURNS TO SCHOOL AFTER DRAFT

Seniors Braylen Wimmer and Noah Hall and redshirt junior James Hicks all returned to Carolina after being picked in the 2022 MLB First-Year Player Draft. Hicks went first in the 16th round by the Baltimore Orioles. Wimmer was an 18th round pick by the Philadelphia Phillies and Hall was selected in the 20th round by the Milwaukee Brewers. There are five players on the team that have been drafted in their careers. Dylan Brewer was a 32nd round pick by the San Francisco Giants in 2019. Jonathan French was selected by the Cleveland Guardians in the 30th round in 2019.

Vs. Mississippi State (40-37-0)

H: 22-11; A: 16-20; N: 2-6

Year	Date	Result	Score	Site
2015	4/4	W	13-7	Starkville
2017	4/14	L	4-7	Columbia
2017	4/15	L	4-5	Columbia
2017	4/16	W	6-1	Columbia
2019	5/16	L	7-24	Starkville
2019	5/17	L	2-11	Starkville
2019	5/18	W	10-8	Starkville
2021	5/7	L	0-9	Columbia
2021	5/8	L	6-9	Columbia
2021	5/9	W	4-3 (11)	Columbia

Career vs. Mississippi State

Player	Avg.	R	H	HR	RBI	BB	SO
Wimmer	.083	0	1	0	0	0	7

Player	ERA	IP	H	R	ER	BB	SO
Sanders	15.43	2.1	6	5	4	1	3
Sweatt	9.00	3.0	4	3	3	0	3

PROBABLE GAMECOCK STARTERS

Pos.	No., Player
C	#19 Cole Messina (R/R, So.)
or	#26 Jonathan French (R/R, Sr.)
1B	#52 Gavin Casas (L/R, Jr.)
or	#19 Cole Messina (R/R, So.)
2B	#13 Will Tippett (B/R, Fr.)
SS	#3 Braylen Wimmer (R/R, Sr.)
3B	#5 Talmadge LeCroy (R/R, So.)
or	#7 Michael Braswell (R/R, So.)
LF	#11 Caleb Denny (L/R, Jr.)
CF	#9 Evan Stone (R/R, So.)
or	#10 Dylan Brewer (L/R, Sr.)
RF	#20 Ethan Petry (R/R, Fr.)
DH	TBA

Date	Probable Pitchers
Thurs.	#14 Eli Jones (R/R, So.)
Fri.	#33 Noah Hall (R/R, Sr.)
Sat.	#23 Jack Mahoney (R/R, Jr.)

HOME RUN TRACKER

Player	Date	Opponent	Pitcher	On Base	Inn	Outs
1. McGillis	Feb. 17	UMass Lowell	Keevan	0	2	1
2. Messina	Feb. 17	UMass Lowell	Keevan	1	3	1
3. Hornung	Feb. 17	UMass Lowell	Keevan	2	4	1
4. Wimmer	Feb. 17	UMass Lowell	Keevan	0	4	1
5. McGillis	Feb. 17	UMass Lowell	Rodgers	0	5	0
6. Denny	Feb. 18	UMass Lowell	Foley	2	2	1
7. Wimmer	Feb. 18	UMass Lowell	Duke	3	4	2
8. Casas	Feb. 18	UMass Lowell	Duke	2	5	0
9. McGillis	Feb. 18	UMass Lowell	Duke	0	5	0
10. Messina	Feb. 19	UMass Lowell	Draper	2	5	2
11. Casas	Feb. 19	UMass Lowell	Jette	1	5	2
12. Casas	Feb. 19	UMass Lowell	DiRito	0	7	0
13. Petry	Feb. 19	UMass Lowell	DiRito	0	7	1
14. Madden	Feb. 19	UMass Lowell	DiRito	0	8	2
15. Wimmer	Feb. 21	Winthrop	Whittle	2	4	1
16. Petry	Feb. 21	Winthrop	Kruglewicz	1	5	1
17. Messina	Feb. 21	Winthrop	Jones	3	5	2
18. Petry	Feb. 21	Winthrop	Jones	1	6	0
19. Denny	Feb. 21	Winthrop	Mims	2	6	1
20. Casas	Feb. 22	Queens	Pile	1	3	0
21. Petry	Feb. 24	Penn	Coady	2	2	0
22. Messina	Feb. 24	Penn	Tobin	0	8	2
23. Petry	Feb. 25	Penn	Zaffiro	0	2	1
24. Wimmer	Feb. 26	Penn	Shurtleff	0	6	0
25. Casas	Feb. 26	Penn	Ozmer	0	8	0
26. McGillis	Feb. 26	Penn	Ozmer	0	8	0
27. McGillis	Feb. 28	N.C. A&T	Kilpatrick	0	1	0
28. Hornung	March 4	Clemson	Dill	2	7	2
29. Messina	March 4	Clemson	Dill	1	8	1
30. Casas	March 5	Clemson	Barlow	0	2	0
31. Casas	March 5	Clemson	Olenchuk	1	4	1
32. LeCroy	March 5	Clemson	Olenchuk	0	4	1
33. Petry	March 7	The Citadel	Cummiskey	0	2	0
34. McGillis	March 7	The Citadel	Cummiskey	0	2	1
35. Casas	March 7	The Citadel	Bland	1	7	2
36. French	March 7	The Citadel	Starling	0	8	2
37. Brewer	March 8	USC Upstate	Curtis	1	3	1
38. Wimmer	March 8	USC Upstate	Hacker	1	6	0
39. Casas	March 10	Beth.-Cook.	Lipthrott	0	3	2
40. Messina	March 10	Beth.-Cook.	Lipthrott	0	3	2
41. Brewer	March 10	Beth.-Cook.	Lipthrott	3	4	0
42. Messina	March 10	Beth.-Cook.	York	2	4	1
43. McGillis	March 10	Beth.-Cook.	York	3	6	0
44. Wimmer	March 11	Beth.-Cook.	Michaud	0	8	0
45. Denny	March 11	Beth.-Cook.	Gaviria	3	2	1
46. LeCroy	March 14	Presby	Mueller	1	2	0
47. Casas	March 14	Presby	Ymker	0	3	0
48. Messina	March 14	Presby	Ymker	0	3	0
49. Messina	March 18	Georgia	Woods	0	2	0
50. Petry	March 18	Georgia	Woods	0	4	1
51. Petry	March 18	Georgia	Sullivan	1	3	2
52. Petry	March 18	Georgia	DeVito	2	5	0
53. McGillis	March 19	Georgia	Goldstein	0	1	0
54. McGillis	March 19	Georgia	Goldstein	0	3	0
55. Casas	March 19	Georgia	Rhadans	0	4	0
56. Casas	March 19	Georgia	Pearson	1	7	2
57. McGillis	March 24	Missouri	Murphy	3	2	1
58. Petry	March 24	Missouri	Murphy	0	3	1
59. Petry	March 25	Missouri	Lohse	1	1	1
60. Stone	March 25	Missouri	Potthoff	0	4	2
61. Casas	March 25	Missouri	Potthoff	0	5	0
61. Stone	March 25	Missouri	Lucas	1	8	1
62. Stone	March 25	Missouri	Wissler	1	4	2
63. Hornung	March 25	Missouri	Wissler	1	4	2
64. Petry	March 25	Missouri	Wilmsmeyer	1	8	0
65. Denny	March 28	The Citadel	Paulsen	1	3	1
66. Casas	March 28	The Citadel	Van Slooten	2	6	2

*Walkoff

LEE RETURNS TO THE GAMECOCK COACHING STAFF

University of South Carolina baseball coach Mark Kingston has announced the hiring of Monte Lee as associate head coach/recruiting coordinator for the program.

Lee, who has had 19 winning seasons in his 20 years as a full-time NCAA coach, most recently was the head coach at Clemson University for seven seasons (2016-22), garnering a 242-136 overall record and leading the Tigers to four NCAA Tournament berths.

Prior to his time at Clemson, Lee was the head coach of the College of Charleston from 2009-15, guiding the Cougars to a 276-145 overall record.

Lee is no stranger to Columbia, as he was an assistant coach with the Gamecocks under Ray Tanner from 2003-08. Lee helped the Gamecocks to the NCAA Regional all six years as an assistant, including College World Series appearances in 2003 and 2004 and Super Regional berths his four of his first five seasons. The 2004 team won 53 games, including the 2004 SEC Tournament, going a perfect 4-0 in Hoover. The Gamecocks won an SEC East Division championship in 2003, going 19-11 in league play. Lee also coached Justin Smoak, who set school records for home runs (62), RBI (207), walks (151) and total bases (485).

NEWCOMERS EARN TOP-20 RANKINGS

The Gamecocks' incoming transfer class was ranked as the ninth-best in the country by Baseball America and the 16th-best by D1Baseball.com. The latter also ranked fifth-year Will McGillis as the 36th best transfer in the nation while also ranking junior Gavin Casas, junior Caleb Denny, junior Jacob Compton and fifth-year Nick Proctor. The Gamecocks' full recruiting class was ranked in the top-25 by three different organizations, coming in as high as No. 18 in the country by D1Baseball.com. Eli Jerzembeck, Ethan Petry and Will Tippett were named Top Freshman in the nation by Perfect Game.

WIMMER BACK FOR YEAR FOUR

Senior Braylen Wimmer returns to the lineup and is the projected starter at shortstop. The Yukon, Okla., native is the Gamecocks' top returning hitter as he batted .312 with 13 doubles, seven home runs, 35 RBI and 13 stolen bases in 2022. In his Carolina career, Wimmer has 167 hits, 112 runs scored, 33 doubles, 24 home runs and 94 RBI.

UP NEXT

Carolina makes a second trip to Truist Field in Charlotte, N.C., to face North Carolina Tuesday night (April 4) at 7 p.m.

SOUTH CAROLINA TEAM SUPERLATIVES 2023 SEASON

BATTING

At bats: 45, at USC Upstate (March 08, 2023)
 Runs scored: 20, vs UMass Lowell (Feb 17, 2023)
 Hits: 20, vs Bethune-Cookman (March 10, 2023)
 RBIs: 18, vs USC Upstate (March 08, 2023)
 Doubles: 20, vs Bethune-Cookman (March 10, 2023)
 Triples: 6, vs USC Upstate (March 08, 2023)
 Home runs: 1, (5 games)
 Total bases: 5, (4 times)
 Walks: 33, vs UMass Lowell (Feb 17, 2023)
 Strikeouts: 12, vs USC Upstate (March 08, 2023)
 Sac hits: 15, vs The Citadel (March 07, 2023)
 Sac flies: 15, vs Missouri (March 24, 2023)
 Stolen bases: 2, at Georgia (March 18, 2023)
 Hit by pitch: 3, vs UMass Lowell (Feb 17, 2023)
 Caught stealing: 3, vs Bethune-Cookman (March 11, 2023)
 Runners LOB: 3, (4 times)
 Hit into DP: 7, vs Penn (Feb 26, 2023)
 1, vs Clemson (March 04, 2023 at Greenville, S.C.)
 1, vs Bethune-Cookman (March 10, 2023)
 19, vs Penn (Feb 26, 2023)
 3, at Georgia (March 18, 2023)

FIELDING

Putouts: 36, vs. Missouri (March 25, 2023)
 Assists: 16, vs Bethune-Cookman (March 11, 2023)
 Errors: 12, vs North Carolina A&T (Feb 28, 2023)
 Passed balls: 12, vs Clemson (March 04, 2023 at Greenville, S.C.)
 3, vs Penn (Feb 26, 2023)
 1, vs Clemson (March 03, 2023)
 1, vs Bethune-Cookman (March 11, 2023)
 1, at Georgia (March 18, 2023)
 2, vs Bethune-Cookman (March 11, 2023)
 2, at Charlotte (March 21, 2023)

PITCHING

Innings pitched: 12.0, vs. Missouri (March 25, 2023)
 Runs allowed: 9, vs Clemson (March 04, 2023 at Greenville, S.C.)
 Earned runs: 9, vs Clemson (March 04, 2023 at Greenville, S.C.)
 Walks allowed: 9, vs. Missouri (March 24, 2023)
 Strikeouts: 16, vs. Bethune-Cookman (March 11, 2023)
 Hits allowed: 12, vs Clemson (March 04, 2023 at Greenville, S.C.)
 Doubles allowed: 4, at Georgia (March 18, 2023)
 Triples allowed: 4, vs. Missouri (March 25, 2023)
 Homers allowed: 1, vs. Missouri (March 25, 2023)
 Wild pitches: 3, vs. Missouri (March 24, 2023)
 3, vs. Bethune-Cookman (March 11, 2023)
 3, at Charlotte (March 21, 2023)
 Hit batters: 2, (4 times)

SOUTH CAROLINA INDIVIDUAL SUPERLATIVES 2023 SEASON

BATTING

At bats: 6, Will McGillis vs North Carolina A&T (Feb 28, 2023)
 Runs scored: 6, Cole Messina at USC Upstate (March 08, 2023)
 Hits: 4, Cole Messina v. Bethune-Cookman (March 10, 2023)
 RBIs: 4, Will McGillis at Georgia (March 19, 2023)
 Doubles: 4, Gavin Casas at Georgia (March 19, 2023)
 Triples: 5, Braylen Wimmer vs UMass Lowell (Feb 17, 2023)
 Home runs: 5, (6 times)
 Total bases: 2, (4 times)
 Walks: 1, (5 games)
 Strikeouts: 2, (9 times)
 Sac hits: 10, Ethan Petry at Georgia (March 18, 2023)
 Sac flies: 3, (6 times)
 Stolen bases: 4, (4 times)
 Hit by pitch: 1, (7 times)
 Caught stealing: 2, Ethan Petry vs North Carolina A&T (Feb 28, 2023)
 Runners LOB: 2, Braylen Wimmer vs Penn (Feb 24, 2023)
 2, Braylen Wimmer vs Penn (Feb 26, 2023)
 2, Braylen Wimmer vs North Carolina A&T (Feb 28, 2023)
 2, (5 times)
 Caught stealing: 1, Ethan Petry vs. Clemson (March 04, 2023 at Greenville, S.C.)
 1, Caleb Denny vs Bethune-Cookman (March 10, 2023)
 6, Caleb Denny vs. Bethune-Cookman (March 11, 2023)
 6, Jonathan French vs. Missouri (March 25, 2023)

FIELDING (TEAM GAME HIGHS)

Putouts: 16, Jonathan French vs. Bethune-Cookman (March 11, 2023)
 Assists: 9, Braylen Wimmer vs. Bethune-Cookman (March 11, 2023)
 Errors: 1, (22 games)
 Passed balls: 1, Cole Messina at Clemson (March 03, 2023)
 1, Cole Messina vs. Bethune-Cookman (March 11, 2023)
 1, Cole Messina at Georgia (March 18, 2023)


PITCHING (TEAM GAME HIGHS)

Innings pitched: 8.0, Noah Hall vs Penn (Feb 25, 2023)
 Runs allowed: 5, Will Sanders at Clemson (March 03, 2023)
 Earned runs: 5, Eli Jerzembeck at Charlotte (March 21, 2023)
 Walks allowed: 5, Will Sanders vs. Missouri (March 24, 2023)
 Strikeouts: 6, Will Sanders vs. Missouri (March 24, 2023)
 Hits allowed: 5, Noah Hall vs. Bethune-Cookman (March 11, 2023)
 Doubles allowed: 12, Noah Hall vs Penn (Feb 25, 2023)
 Triples allowed: 9, Will Sanders at Clemson (March 03, 2023)
 Homers allowed: 4, Noah Hall vs. Missouri (March 25, 2023)
 1, Eli Jones vs. Missouri (March 25, 2023)
 2, Will Sanders at Clemson (March 03, 2023)
 2, Will Sanders at Georgia (March 18, 2023)
 2, Will Sanders vs. Missouri (March 24, 2023)
 2, Dylan Eskew vs Queens (Feb 22, 2023)
 2, Matthew Becker at USC Upstate (March 07, 2023)
 Hit batters: 2, Will Sanders vs UMass Lowell (Feb 17, 2023)
 2, Noah Hall vs UMass Lowell (Feb 18, 2023)

Bold italic denotes school record

GAMECOCK HITTER NOTES

#3 BRAYLEN WIMMER | INF | R/R | SR | YUKON, OKLA.

Hit Streak: 2  **Last Series:** 2-15, 1 R, 1 BB vs. Missouri
On-Base Streak: 2 **Last HR:** March 11, 2023 vs. Bethune-Cookman
Overall: .333/.446/.586, 34 R, 5 2B, 1 3B, 6 HR, 23 RBI, 16 BB, 13 SB
2023: No. 13 Top Senior by Perfect Game ... D1Baseball Player to Watch in the SEC
 ... SEC: t-2nd in stolen bases (13) ... 6th in runs scored (32) ...

#5 TALMADGE LECROY | C/INF | R/R | SO | BELTON, S.C.

Hit Streak: 1 **Last Series:** 2-9, 3 R, 1 RBI, 4 BB, 2 HBP vs. Missouri
On-Base Streak: 13 **Last HR:** March 14, 2023 vs. Presbyterian
Overall: .313/.468/.470, 23 R, 5 2B, 1 3B, 2 HR, 21 RBI, 14 BB
2023: Tom Price Award (MVP of the Clemson series)

#6 WILL MCGILLIS | INF | R/R | GR | SAN DIEGO, CALIF.

Hit Streak: 6 **Last Series:** 2-2, 1 R, 1 HR, 4 RBI vs. Missouri
On-Base Streak: 13 **Last HR:** March 24, 2023 vs. Missouri
Overall: .297/.480/.770, 23 R, 2 2B, 1 3B, 10 HR, 22 RBI, 16 BB, 10 HBP
2023: No. 36 overall transfer by D1Baseball.com .. No. 19 transfer in the SEC by D1Baseball.com's SEC Extra ... Will miss 4-6 weeks after being hit by a pitch March 24 vs. Missouri


#7 MICHAEL BRASWELL | INF | R/R | SO | MABELTON, GA.

Hit Streak: 0 **Last Series:** 1-2 vs. Missouri
On-Base Streak: 0 **Last HR:** April 28, 2022, vs. Alabama
Overall: .286/.421/.357, 2 R, 1 2B, 3 RBI, 4 BB
2023: GW 2-run double vs. Georgia (3/18) ... Infield hit scored winning run in walk-off win over Missouri (3/24)

#9 EVAN STONE | OF | R/R | SO | IRMO, S.C.

Hit Streak: 3 **Last Series:** 3-9, 2 HR, 3 RBI, 2 R, 1 SB vs. Missouri
On-Base Streak: 4 **Last HR:** March 25, 2023 vs. Missouri
Overall: .214/.421/.381, 16 R, 1 2B, 2 HR, 7 RBI, 10 BB, 5 HBP, 2 SB
2023: 2 home runs in a win over Missouri (3/25)

#10 DYLAN BREWER | OF | L/L | SR | LATTA, S.C.

Hit Streak: 0  **Last Series:** 0-2, 1 R, 2 BB vs. Missouri
On-Base Streak: 0 **Last HR:** March 10, 2023 vs. Bethune-Cookman
Overall: .179/.340/.385, 14 R, 2 2B, 2 HR, 8 RBI, 8 BB, 2 SB
2023:

#11 CALEB DENNY | OF | L/R | JR | OWASSO, OKLA.

Hit Streak: 1 **Last Series:** 2-12, 3 R, 2 RBI, 1 BB vs. Missouri
On-Base Streak: 1 **Last HR:** March 28, 2023 at The Citadel
Overall: .242/.372/.444, 23 R, 6 2B, 1 3B, 4 HR, 30 RBI, 8 SB
2023: No. 63 overall transfer by D1Baseball.com ... No. 29 transfer in the SEC by D1Baseball.com's SEC Extra ...

#12 JACOB COMPTON | 1B/OF | L/L | JR | OLIVE BRANCH, MISS.

Hit Streak: 3 **Last Series:**
On-Base Streak: 10 **Last HR:** May 27, 2022 vs. UCF
Overall: .291/.365/.540, 18 2B, 11 HR, 55 RBI in 2022 (*Memphis*)
2023: No. 64 overall transfer by D1Baseball.com ... No. 30 transfer in the SEC by D1Baseball.com's SEC Extra ...

#13 WILL TIPPETT | INF | B/R | FR | STONE MOUNTAIN, GA.

Hit Streak: 1 **Last Series:** 1-9, 1 R, 1 BB vs. Missouri
On-Base Streak: 2 **Last HR:**
Overall: .171/.293/.171, 5 R, 3 RBI, 6 BB
2023: Named a Top Freshman in the country by Perfect Game ...

#15 CARSON HORNING | OF | L/R | SO | OVERLAND PARK, KAN.

Hit Streak: 0 **Last Series:** 2-8, 1 R, 1 HR, 2 RBI, 2 BB vs. Missouri
On-Base Streak: 11 **Last HR:** March 25, 2023 vs. Missouri
Overall: .288/.500/.508, 16 R, 4 2B, 3 HR, 17 RBI, 20 BB, 6 HBP
2023: 3-run home run in 7th inning of Clemson win (3/4)

#19 COLE MESSINA | C | R/R | SO | SUMMERVILLE, S.C.


Hit Streak: 1 **Last Series:** 0-12, 2 BB vs. Missouri
On-Base Streak: 1 **Last HR:** March 18, 2023 at Georgia
Overall: .313/.444/.667, 33 R, 6 2B, 13B, 9 HR, 31 RBI, 19 BB
2023:

#20 ETHAN PETRY | INF | R/R | FR | LAND O'LAKES, FLA.

Hit Streak: 4 **Last Series:** 7-14, 4 R, 3 HR, 6 RBI, 1 BB vs. Missouri
On-Base Streak: 4 **Last HR:** March 25, 2023 vs. Missouri
Overall: .446/.495/.870, 26 R, 3 2B, 12 HR, 37 RBI, 9 BB
2023: Named a Top Freshman in the country by Perfect Game ... SEC Freshman of

the Week (March 20 and 27) ... Collegiate Baseball National Player of the Week (Feb. 27, 2023) ... Game-winning single in walk-off win vs. Missouri (3/25) **SEC:** 3rd in batting average (.446) ... 6th in hits (41) ... 5th in slugging percentage (.870) ... t-5th in total bases (80) ... 6th in RBI (37) ... t-3rd in home runs (12) ... **NCAA:** t-8th in home runs (12) ... t-9th in total bases (79).

#26 JONATHAN FRENCH | C | R/R | SR | LILBURN, GA.

Hit Streak: 1  **Last Series:** 1-6, 1 RBI vs. Missouri
On-Base Streak: 1 **Last HR:** March 7, 2023 vs. The Citadel
Overall: .267/.450/.433, 8 R, 2 2B, 1 HR, 6 RBI, 8 BB
2023:

#31 DAVID CROMER | OF | R/R | R-SO | LEXINGTON, S.C.

Hit Streak: 1 **Last Series:** 1-1, 1 RBI vs. B-CU
On-Base Streak: 1 **Last HR:**
Overall: .500/.500/.500, 2 RBI
2023:

#37 CHRIS VEACH | INF | R/R | R-SO | CHAPIN, S.C.

Hit Streak: 1 **Last Series:** 1-2, 2R vs. UML
On-Base Streak: 1 **Last HR:** March 26, 2022 at Campbell
Overall: .500/.500/.500, 2 R
2023:

#38 ZANDER BUCHAN | C | B/R | FR | COLUMBIA, S.C.

Hit Streak: **Last Series:**
On-Base Streak: **Last HR:**
Overall:
2023:

#52 GAVIN CASAS | 1B | L/R | JR | PEMBROKE PINES, FLA.

Hit Streak: 1 **Last Series:** 4-12, 5 R, 2 2B, 1 HR, 2 RBI, 4 BB vs. Missouri
On-Base Streak: 19 **Last HR:** March 28, 2023 at The Citadel
Overall: .318/.479/.852, 35 R, 5 2B, 14 HR, 34 RBI, 23 BB, 6 HBP
2023: No. 57 overall transfer by D1Baseball.com ... No. 26 transfer in the SEC by D1Baseball.com's SEC Extra ... **SEC:** 2nd in home runs (14) ... 6th in slugging percentage (.852) ... t-6th in walks (23) ... 8th in total bases (75) ... t-3rd in runs scored (35) ... t-8th in RBI (34) ... **NCAA:** t-3rd in home runs (14) ...

GAMECOCK BULLPEN NOTES

#4 JACKSON PHIPPS | LHP | R-SO | DALLAS, GA.

Runners Scored/Inherited: 0/0 Last App.: 1.0 IP, 01 H, 1 R, 1 BB, 1 K at Citadel (3/28)
1st Batter Retired/Faced: 4/5 Longest App.: 2.0 IP vs. Gardner-Webb (3/30/21)
Overall Stats: 0-0, 4.15 ERA, 4.1 IP, 2 H, 2 R, 4 BB, 7 K
2023:

#14 ELI JONES | RHP | SO | PEACHTREE CITY, GA.

Runners Scored/Inherited: 0/4 Last App.: 1.1 IP, 1 H, 2 R, 1 ER, 1 BB vs. Mizzou (3/25)
1st Batter Retired/Faced: 7/7 Longest App.: 5.0 IP vs. The Citadel (3/7/23)
Overall Stats: 4-0, 1.77 ERA, 20.1 IP, 14 H, 6 R, 4 ER, 4 BB, 24 K
2023: SEC: t-2nd in wins (4) ... NCAA: t-10th in wins (4)

#16 DYLAN ESKEW | RHP | SO | TAMPA, FLA.

Runners Scored/Inherited: Last App.: 1.0 IP, 0 H, 0 R, 2 BB, 0 K vs. Queens (2/22/23)
1st Batter Retired/Faced: 1/2 Longest App.: 1.0 IP, 2x, last vs. Queens (2/22/23)
Overall Stats: 0-0, 4.50 ERA, 2.0 IP, 1 H, 1 R, 3 BB, 0 K
2023:

#18 ELI JERZEMBECK | RHP | FR | CHARLOTTE, N.C.

Runners Scored/Inherited: 3/3 Last App.: 1.0 IP, 1 H, 0 R, 0 BB, 1 K at Citadel (3/28)
1st Batter Retired/Faced: 6/9 Longest App.: 4.0 IP vs. Winthrop (2/21/23)
Overall Stats: 0-1, 3.24 ERA, 16.2 IP, 17 H, 7 R, 6 ER, 4 BB, 23 K
2023:

#25 SAM SIMPSON | RHP | R-FR | CARROLLTON, GA.

Runners Scored/Inherited: 0/0 Last App.: 1.0 IP, 1 H, 1 R, 0 BB, 1 K at Citadel (3/28)
1st Batter Retired/Faced: 1/2 Longest App.: 1.0 IP, 2x, last at Citadel (3/28/23)
Overall Stats: 0-0, 4.50 ERA, 2.0 IP, 1 H, 1 R, 0 BB, 2 K
2023:

#28 AUSTIN WILLIAMSON | RHP | FR | SHERRILLS FORD, N.C.

Runners Scored/Inherited: 0/0 Last App.: 1.0 IP, 0 H, 0 R, 1 BB, 1 K vs. Mizzou (3/25)
1st Batter Retired/Faced: 6/7 Longest App.: 2.0 IP vs. UML (2/17/23)
Overall Stats: 1-0, 0.00 ERA, 8.0 IP, 1 H, 0 R, 2 BB, 12 K
2023:

#29 MATTHEW BECKER | LHP | SO | CHAPIN, S.C.

Runners Scored/Inherited: 0/2 Last App.: 3.0 IP, 2 H, 0 R, 1 BB, 5 K vs. Mizzou (3/25)
1st Batter Retired/Faced: 5/7 Longest App.: 6.0 IP vs. Texas (3/13/22)
Overall Stats: 2-0, 4.11 ERA, 1 SV, 15.1 IP, 14 H, 7 R, 10 BB, 22 K
2023: D1Baseball.com Pitcher to Watch in the SEC ...

#30 BRETT THOMAS | RHP | SR | ATLANTA, GA.

Runners Scored/Inherited: 0/0 Last App.: 1.0 IP, 0 H, 0 R, 1 BB, 1 K vs. Upstate (3/8/23)
1st Batter Retired/Faced: 2/2 Longest App.: 4.0 2x, last vs. Kentucky (5/13/22)
Overall Stats: 0-0, 0.00 ERA, 2.0 IP, 1 H, 0 R, 1 BB, 2 K
2023:

#34 JAMES HICKS | RHP | R-JR | CONWAY, ARK.



Runners Scored/Inherited: 0/2 Last App.: 1.0 IP, 0 H, 0 R, 0 BB, 3 K at Citadel (3/28)
1st Batter Retired/Faced: 7/9 Longest App.: 5.0 IP, 2x, last vs. Clemson (3/5/23)
Overall Stats: 3-0, 1.17 ERA, 2 SV, 23.0 IP, 13 H, 3 R, 5 BB, 23 K
2023:

#36 CADE AUSTIN | RHP | R-SO | CHAPIN, S.C.

Runners Scored/Inherited: 0/4 Last App.: 1.0 IP, 0 H, 0 R, 0 BB, 1 K at Citadel (3/28)
1st Batter Retired/Faced: 9/10 Longest App.: 4.0 IP vs. Winthrop (2/22/22)
Overall Stats: 1-0, 1.80 ERA, 10.0 IP, 7 H, 2 R, 1 BB, 17 K
2023: NCBWA Stopper of the Year Watch List ...

#37 CHRIS VEACH | RHP | R-SO | CHAPIN, S.C.

Runners Scored/Inherited: 0/2 Last App.: 1.1 IP, 0 H, 0 R, 0 BB, 4 K vs. Missouri (3/25)
1st Batter Retired/Faced: 8/8 Longest App.: 4.0 IP at Auburn (2/21/21)
Overall Stats: 1-0, 2.08 ERA, 2 SV, 8.2 IP, 4 H, 2 R, 4 BB, 15 K
2023:

#40 WESLEY SWEATT | RHP | R-SR | LEXINGTON, S.C.

Runners Scored/Inherited: 0/0 Last App.: 1.0 IP, 2 H, 0 R, 1 BB, 0 K vs. Upstate (3/8/23)
1st Batter Retired/Faced: 1/3 Longest App.: 5.0 IP vs. Georgia (3/15/19)
Overall Stats: 0-0, 3.00 ERA, 3.0 IP, 4 H, 1 R, 2 BB, 1 K
2023:

#41 ZACH ZEDALIS | RHP | JR | CHARLOTTE, N.C.

Runners Scored/Inherited: 0/0 Last App.: 1.0 IP, 0 H, 0 R, 0 BB, 2 K vs. Citadel (3/28)
1st Batter Retired/Faced: 2/2 Longest App.: 1.1 IP 3x, last vs. High Point (2/25/20)
Overall Stats: 0-0, 0.00 ERA, 2.0 IP, 0 H, 0 R, 0 B, 3 K
2023:

#44 TREY WHEELER | LHP | FR | INDIALANTIC, FLA.

Runners Scored/Inherited: 0/3 Last App.: 0.2 IP, 0 H, 0 R, 1 BB, 1 K vs. NCAT (2/28/23)
1st Batter Retired/Faced: 2/2 Longest App.: 0.2 IP, 0 H, 0 R, 1 BB, 1 K vs. NCAT (2/28/23)
Overall Stats: 0-0, 0.00 ERA, 1.1 IP, 0 H, 0 R, 1 BB, 1 K
2023:

#45 NICK PROCTOR | RHP | R-SR | PLEASANTON, CALIF.

Runners Scored/Inherited: 4/14 Last App.: 1.0 IP, 1 H, 0 R, 1 BB, 2 K at Citadel (3/28)
1st Batter Retired/Faced: 7/9 Longest App.: 4.1 IP vs. Pacific (2/19/21)
Overall Stats: 1-0, 4.91 ERA, 7.1 IP, 7 H, 4 R, 4 BB, 10 K
2023: No. 97 overall transfer by D1Baseball.com ...

THURSDAY'S STARTING PITCHER



#14 ELI JONES

SO. - 6-1 - 200 - PEACHTREE CITY, GA.
STARR'S MILL

JONES' CAREER NOTES

AWARDS: SEC First-Year Academic Award (2022)

2023: Earned his fourth win of the year, striking out six in four innings against Presbyterian (March 14) ... Struck out four in 3.1 innings of relief at Charlotte (March 21) ... Pitched 2.1 innings in a pair of games against Missouri (March 24-25), striking out two ... Career high six strikeouts in five innings of work in a win over The Citadel (March 7) ... Picked up wins in each of his first two appearances of the 2023 season ... Struck out four in 2.2 innings in the win over Winthrop (Feb. 21) ... Threw three shutout innings with two strikeouts in the win over N.C. A&T (Feb. 28) ...

2022: Made six starts for the Gamecocks in 2022 after missing the first month due to injury ... Was 1-1 with 10 strikeouts in 12.2 innings pitched ... Struck out three in 2.2 innings pitched vs. North Florida (April 12) ... Earned the win vs. North Carolina A&T (May 4), striking out three in 3.2 scoreless innings ... Allowed just two hits in two scoreless innings in a win over North Carolina (April 6) ... Made his Carolina debut vs. Presbyterian (March 29)

HIGH SCHOOL: Attended Starr's Mill High School in Fayetteville, Ga. ... Preseason All-State (2021) ... All-Region (2019) ... Helped the Panthers win a state title in 2021 ... Did not play his junior season due to injury .. Had a career 1.41 ERA in 54.2 innings of work, striking out 45 batters at Starr's Mill ... Ranked the No. 17 righthanded pitcher and No. 43 overall player in the state of Georgia by Perfect Game in the class of 2021 ... Perfect Game Preseason All-Southeast Region honorable mention (2021) ... Perfect Game Underclass All-America honorable mention (2019) ... Played summer baseball for the East Cobb Astros ... Was 7-1 with a 0.30 ERA in 81.2 innings pitched and 87 strikeouts in his career with East Cobb

PERSONAL: Born on June 17, 2003 ... Son of Kenneth and Angela Jones ... Major is retailing

JONES' GAME-BY-GAME

2022 SEASON

Date	Opponent	GS	IP	H	R	ER	BB	SO	W-L	SV
3-29-22	Presbyterian	*	1.0	5	3	3	0	1	0-0	0
4-6-22	North Carolina	*	2.0	2	0	0	0	0	0-0	0
4-12-22	North Florida	*	2.2	0	0	0	0	3	0-0	0
4-20-22	Winthrop	*	2.0	4	1	1	1	1	0-0	0
5-4-22	N.C. A&T	*	3.2	3	0	0	0	3	1-0	0
5-10-22	USC Upstate	*	1.1	3	4	4	2	2	1-1	0

2023 SEASON

Date	Opponent	GS	IP	H	R	ER	BB	SO	W-L	SV
2-21-23	Winthrop		2.2	4	2	1	1	4	1-0	0
2-28-23	N.C. A&T		3.0	0	0	0	0	2	2-0	0
3-7-23	The Citadel	*	5.0	5	1	1	0	6	3-0	0
3-14-23	Presbyterian		4.0	0	0	0	0	6	4-0	0
3-21-23	Charlotte		3.1	4	1	1	1	4	4-0	0
3-24-23	Missouri		1.0	0	0	0	1	2	4-0	0
3-25-23	Missouri		1.1	1	2	1	1	0	4-0	0

Season High	Career High
5.0 vs. The Citadel (3/7/23).....Innings.....	3.2 vs. NC A&T (5/4/22)
5 vs. The Citadel (3/7/23)..... Hits...5, 2x, last vs. The Citadel (3/7/23)	
2, 2x, last vs. Missouri (3/25/23)..... Runs.....	4 vs. USC Upstate (5/10/22)
1, 4x, last vs. Missouri (3/25/23)..... Earned Runs.....	4 vs. USC Upstate (5/10/22)
1, 4x, last vs. Missouri (3/25/23)..... Walks.....	2 vs. USC Upstate (5/10/22)
6, 2x, last vs. Presby (3/14/23)..... Strikeouts ...6, 2x, last vs. Presby (3/14/23)	

JONES' CAREER STATISTICS

Year	ERA	W-L	G	GS	CG	SHO	SV	IP	H	R	ER	BB	SO	2B	3B	HR	BF	AVG	WP	HBP	BK	SFA	SHA
2022	5.68	1-1	6	6	0	0/0	0	12.2	17	8	8	3	10	0	0	0	62	.298	4	2	0	0	0
2023	1.77	4-0	7	1	0	0/1	0	20.1	14	6	4	4	24	4	1	0	82	.182	1	1	0	0	0
Career	3.27	5-1	13	7	0	0/1	0	33.0	31	14	12	7	34	4	1	0	144	.231	5	3	0	0	0

2 NCAA Championships, 3 SEC Championships, 7 SEC East Titles, 31 NCAA Appearances

FRIDAY'S STARTING PITCHER



#33 NOAH HALL 
SR. - 6-0 - 190 - CHARLOTTE, N.C. '22
APPALACHIAN STATE/PROVIDENCE HS

HALL'S CAREER NOTES

AWARDS: SEC Co-Pitcher of the Week (May 2, 2022) ... SEC Co-Pitcher of the Week (May 16, 2022) ... SEC Co-Pitcher of the Week (Feb. 27, 2023) ... SEC Pitcher of the Week (March 27, 2023) ... Perfect Game National Pitcher of the Week (Feb. 28, 2023)

2023: Struck out 10 Missouri hitters in seven innings, allowing just five hits and a run in an 8-1 win (March 25) ... Pitched a seven-inning complete game at Georgia (March 18), striking out five while allowing only two runs with no walks in the 12-2 win ... Struck out a career high 12 batters in eight innings, allowing no runs and no walks with three hits in a 1-0 win over Penn (Feb. 25) ... Earned the win over UMass Lowell (Feb. 18), striking out four in 5.1 innings pitched ... Went six innings vs. Clemson (March 4), striking out five ... **SEC:** 6th in ERA (2.35) ... 1st in innings pitched (38.1) ... t-1st in complete games (1) ... 9th in strikeouts (41) ... t-1st in wins (5); **NCAA:** t5th in complete games (1) ... t-5h in wins (5)

2022: Selected in the 20th round of the 2022 MLB First-Year Player Draft by Milwaukee ... Made 15 appearances with 12 starts on the mound for the Gamecocks ... Had three wins to go along with 78 strikeouts in 76.2 innings pitched ... Had a 3.18 ERA and 60 strikeouts with a .224 opponent's batting average in SEC games ... Allowed just two hits and no runs with eight strikeouts in eight innings in a win over Kentucky (May 14) ... Struck out a season high 10 batters in seven innings in a start vs. Georgia (April 8) ... Did not allow a run with eight strikeouts and three hits against Alabama (April 29) ... Picked up a win against Ole Miss (April 15), allowing two hits with five strikeouts and no walks in 7.2 innings ... Earned his first win of the season at Missouri (April 1), allowing three hits and a run in seven innings ... Struck out five in 5.2 innings at Tennessee (March 18) ... Went six innings against Vanderbilt (March 24), striking out six and allowing three earned runs in six innings

PRIOR TO CAROLINA: Played two seasons at Appalachian State University in Boone, N.C. (2020-21) ... Went 5-1 with three saves and a 3.99 ERA in 18 appearances in 49.2 innings pitched in 2021 ... Earned wins in his first two appearances on the year, at Winthrop (Feb. 20, 2021) and at East Tennessee State (Feb. 23, 2021) ... Pitched a season-high six innings at Georgia Southern (March 28, 2021), striking out four in earning the win ... Struck out a season high eight batters in five innings pitched against Arkansas State (March 21, 2021) ... Had seven punchouts against Georgia State (April 11, 2021) ... Collegiate Baseball Freshman All-America (2020) ... Had a 1.80 ERA and 21 strikeouts in 20 innings pitched in the Covid-shortened 2020 season ... Struck out five batters in 2.1 innings pitched at Gardner-Webb (Feb. 14, 2020) ... Was a perfect 2-0 with a save in 2020 ... Had four strikeouts in a 2.1 inning save against Siena on March 10, 2020 ... Played high school baseball at Providence High School in Charlotte, N.C. ... SoMeck7 Player of the Year (2019) ... Was 9-1 with 103 strikeouts and a 1.66 ERA as a senior ... Collegiate Baseball High School All-America second team (2019) ... Rawlings-Perfect Game Preseason All-Atlantic Region (2019) ... Hit .350 with 22 stolen bases as a junior at Providence ... Played summer baseball for CBC Baseball Club

PERSONAL: Born on March 30, 2001 ... Son of Brett and Amy Hall ... Major is interdisciplinary studies

HALL'S GAME-BY-GAME

2022 SEASON

Date	Opponent	GS	IP	H	R	ER	BB	SO	W-L	SV
2-18-22	UNCG		2.0	1	0	0	1	3	0-0	0
2-20-22	UNCG		2.0	2	1	1	1	2	0-0	0
2-26-22	G. Washington		2.1	7	4	4	1	4	0-0	0
3-5-22	Clemson	*	3.1	3	3	3	2	3	0-1	0
3-12-22	Texas	*	4.2	10	7	7	4	6	0-2	0
3-18-22	Tennessee	*	5.2	8	4	4	2	5	0-3	0
3-24-22	Vanderbilt	*	6.0	4	4	3	5	6	0-4	0
4-1-22	Missouri	*	7.0	3	1	1	0	4	1-4	0
4-8-22	Georgia	*	7.0	7	1	1	2	10	1-4	0
4-15-22	Ole Miss	*	7.2	6	2	2	0	5	2-4	0
4-23-22	Auburn	*	6.1	9	6	5	2	5	2-4	0
4-29-22	Alabama	*	7.0	3	0	0	4	8	2-4	0
5-7-22	Texas A&M	*	4.2	6	5	5	2	5	2-4	0
5-14-22	Kentucky	*	8.0	2	0	0	3	8	3-4	0
5-20-22	Florida	*	3.0	4	3	1	2	4	3-5	0

2023 SEASON

Date	Opponent	GS	IP	H	R	ER	BB	SO	W-L	SV
2-18-23	UMass Lowell	*	5.1	2	1	1	1	4	1-0	0
2-25-23	Penn	*	8.0	3	0	0	0	12	2-0	0
3-4-23	Clemson	*	6.0	6	3	3	1	5	2-0	0
3-11-23	Bethune-Cook.	*	5.0	6	3	3	5	5	3-0	0
3-18-23	Georgia	*	7.0	7	2	2	0	5	4-0	0
3-25-23	Missouri	*	7.0	5	1	1	1	10	5-0	0

Season High	Career High
8.0 vs. Penn (2/25/23)	8.0, 2x, last vs. Penn (2/25/23)
7 at Georgia (3/18/23)	10 vs. Texas (3/12/22)
3, 2x, last vs. B-CU (3/11/23)	7 vs. Texas (3/12/22)
3, 2x, last vs. B-CU (3/11/23)	7 vs. Texas (3/12/22)
5 vs. B-CU (3/11/23)	5 vs. B-CU (3/11/23)
12 vs. Penn (2/25/23)	12 vs. Penn (2/25/23)

HALL'S CAREER STATISTICS

Year	ERA	W-L	G	GS	CG	SHO	SV	IP	H	R	ER	BB	SO	2B	3B	HR	BF	AVG	WP	HBP	BK	SFA	SHA
2022	4.34	3-5	15	12	0	0/1	0	76.2	75	41	37	31	78	6	1	9	342	.253	11	11	0	2	1
2023	2.35	5-0	6	6	1	0/1	0	38.1	29	10	1	08	41	8	0	1	153	.204	2	3	0	0	0
Totals	3.68	8-5	21	18	1	0/2	0	115.0	104	51	47	39	119	14	1	10	495	.237	13	14	0	2	1

2 NCAA Championships, 3 SEC Championships, 7 SEC East Titles, 31 NCAA Appearances

SATURDAY'S STARTING PITCHER



#23 JACK MAHONEY
JR. - 6-3 - 205 - ARLINGTON HTS., ILL.
ST. VIATOR HS

MAHONEY'S CAREER NOTES

AWARDS: Perfect Game Freshman All-America second team (2021) ... 2021-22 SEC Spring Honor Roll ... SEC First-Year Academic Honor Roll (2021)

2023: In his first appearance since May of 2021, struck out nine in 5.2 shutout innings in a win over UMass Lowell (Feb. 19) ... Struck out four in 5.1 innings in a no-decision vs. Penn (Feb. 26) ... Made the start vs. Clemson (March 5) striking out four in a four inning appearance ... Tied career high with nine strikeouts in a win over Bethune-Cookman (March 11) ... Earned third win of the year at Georgia (March 19), striking out six and allowing just one run in six innings...

2022: Played in 15 games with one start at second base vs. North Carolina (April 6) ... Hit a three-run home run in the win over the Tar Heels ... Also homered in the ninth inning at Florida (May 19) ... Had a pinch hit vs. Clemson (March 5) ... Walked and scored a run vs. Gardner-Webb (March 15) ... Did not pitch in 2022 due to injury from his freshman season

2021: Made 14 appearances on the mound with five starts, going 3-0 with a 1.62 ERA and 39 strikeouts in 33.1 innings pitched for the Gamecocks ... Also made a start at third base against Missouri (April 9) and had four plate appearances with a walk and a hit by pitch ... Struck out seven in five innings to earn the win over Charleston Southern (April 13) ... Went a season-long 7.2 innings, striking out six and allowing five hits and no runs in a win over The Citadel (April 27) ... Did not pitch after May 5 due to injury ... Had six strikeouts in four innings in a win over Gardner-Webb (March 30) ... Had four punchouts in 2.1 innings in a 1-0 win over Mercer (March 7) ... Made his Carolina debut against Dayton (Feb. 19), striking out a batter in an inning of work ... In 1.2 innings of relief, struck out four in a win over Winthrop (Feb. 23) ... Had three strikeouts in an inning of work at Texas (March 12)

HIGH SCHOOL: Attended St. Viator High School in Arlington Hts., Ill., where he had a career .315 batting average with 18 doubles, nine home runs, 63 RBI, a .423 on-base percentage and a .491 slugging percentage ... On the mound, was 12-5 with a save and 105 strikeouts in 110.1 innings in his three-year career at St. Viator ... Had senior season cut due to the coronavirus pandemic ... Hit .342 and was 2-1 on the mound for St. Viator as a freshman, helping the Lions to a 3A state championship ... Perfect Game Preseason All-Central Region first team (2020) ... Perfect Game Underclass All-America high honorable mention (2018, '19) ... Was ranked the No. 2 shortstop and No. 3 overall player in the state of Illinois in the class of 2020 by Perfect Game ... Also played football and basketball at St. Viator ... Played summer baseball for Top Tier Americans

PERSONAL: Born on August 13, 2001 ... Son of Tim and Shannon Mahoney ... Sister, Shea, was a gymnast at the University of Alabama from 2017-20 ... Major is criminology and criminal justice

MAHONEY'S GAME-BY-GAME

2021 SEASON

Date	Opponent	GS	IP	H	R	ER	BB	SO	W-L	S
2-19-21	Dayton		1.0	0	0	0	0	1	0-0	0
2-23-21	Winthrop		1.2	1	1	0	0	4	0-0	0
2-28-21	Clemson		1.2	2	1	1	0	1	0-0	0
3-5-21	Mercer		1.0	0	0	0	0	1	0-0	0
3-7-21	Mercer		2.1	1	0	0	0	4	0-0	0
3-12-21	Texas		1.0	1	0	0	1	3	0-0	0
3-13-21	Texas		1.2	1	0	0	1	1	0-0	0
3-19-21	Vanderbilt		0.2	0	0	0	1	0	0-0	0
3-26-21	Florida		1.0	1	1	1	2	1	0-0	0
3-30-21	Gardner-Webb	*	4.0	5	1	1	0	6	1-0	0
4-6-21	North Carolina	*	4.0	6	1	1	0	4	1-0	0
4-13-21	Charleston So.	*	5.0	7	0	0	1	7	2-0	0
4-27-21	The Citadel	*	7.2	5	0	0	1	6	3-0	0
5-5-21	UNF	*	0.2	3	2	2	1	0	3-0	0

2023 SEASON

Date	Opponent	GS	IP	H	R	ER	BB	SO	W-L	S
2-19-23	UMass Lowell	*	5.2	5	0	0	0	9	1-0	0
2-26-23	Penn	*	5.1	5	4	4	2	4	1-0	0
3-5-23	Clemson	*	4.0	4	1	1	2	4	1-0	0
3-11-23	Bethune-Cook.	*	6.0	7	2	2	0	9	2-0	0
3-19-23	Georgia	*	6.0	6	1	1	1	6	3-0	0
3-25-23	Missouri	*	4.1	3	2	2	3	3	3-0	0

Season High	Career High
6.0, 2x, last at Georgia (3/19/23).....	Innings.....7.2 vs. The Citadel (4/27/21)
7 vs. B-CU (3/11/23).....	Hits.....7, 2x, last vs. B-CU (3/11/23)
4 vs. Penn (2/26/23).....	Runs.....2 vs. UNF (5/5/21)
4 vs. Penn (2/26/23).....	Earned Runs.....2 vs. UNF (5/5/21)
3, vs. Missouri (3/25/23).....	Walks.....3, vs. Missouri (3/25/23)
9, 2x, last vs. B-CU (3/11/23).....	Strikeouts.....9, 2x, last vs. B-CU (3/11/23)

MAHONEY'S CAREER STATISTICS

Year	ERA	W-L	G	GS	CG	SHO	SV	IP	H	R	ER	BB	SO	2B	3B	HR	BF	AVG	WP	HBP	BK	SFA	SHA
2021	1.62	3-0	14	5	0	0/2	0	33.1	27	7	6	8	39	2	2	0	130	.227	1	0	0	1	2
2023	2.87	3-0	6	6	0	0/0	0	31.1	30	10	10	8	35	6	0	1	133	.250	1	2	0	1	2
Totals	2.23	6-0	20	11	0	0/2	0	64.2	57	17	16	16	74	8	2	1	263	.238	2	2	0	2	4

2 NCAA Championships, 3 SEC Championships, 7 SEC East Titles, 31 NCAA Appearances

SOUTH CAROLINA 2023 HONOR ROLL

Cade Austin

Stopper of the Year Watch List
No. 7 Relief Pitcher in the country by D1Baseball.com

Matthew Becker

D1Baseball Pitcher to Watch in the SEC
No. 32 Top Prospect for the 2024 Draft, D1Baseball.com

Gavin Casas

No. 57 overall transfer by D1Baseball.com
No. 26 transfer in the SEC by D1Baseball.com's SEC Extra
D1Baseball Player to Watch in the SEC
No. 42 First Baseman in the country by D1Baseball.com

Caleb Denny

No. 63 overall transfer by D1Baseball.com
No. 29 transfer in the SEC by D1Baseball.com's SEC Extra
D1Baseball Player to Watch in the SEC
No. 95 Outfielder in the country by D1Baseball.com

Noah Hall

Perfect Game National Pitcher of the Week (Feb. 28)
SEC Pitcher of the Week (March 27)
SEC Co-Pitcher of the Week (Feb. 27)
No. 71 Starting Pitcher in the country by D1Baseball.com

Eli Jerzembeck

Perfect Game Top Freshman
No. 7 Top Prospect for the 2024 Draft, D1Baseball.com
No. 4 Impact Freshman in the SEC, D1Baseball.com
No. 63 Starting Pitcher in the country by D1Baseball.com

Roman Kimball

Perfect Game Top Sophomore

Jack Mahoney

No. 33 Top Prospect in the SEC for the 2023 Draft, D1Baseball.com
No. 107 Starting Pitcher in the country by D1Baseball.com

Will McGillis

No. 36 overall transfer by D1Baseball.com
No. 19 transfer in the SEC by D1Baseball.com's SEC Extra
No. 41 Second Baseman in the country by D1Baseball.com

Ethan Petry

SEC Freshman of the Week (March 20 and March 27)
Collegiate Baseball National Player of the Week (Feb. 27)
Perfect Game Top Freshman
No. 18 Impact Freshman in the SEC, D1Baseball.com

Nick Proctor

No. 97 overall transfer by D1Baseball.com

Will Sanders

Baseball American Preseason All-America second team
D1Baseball.com Preseason All-America second team
Perfect Game Preseason All-America second team
Preseason All-SEC team by Perfect Game
Perfect Game Top Junior
D1Baseball Pitcher to Watch in the SEC
No. 7 Top Prospect in the SEC for the 2023 Draft, D1Baseball.com
No. 11 Starting Pitcher in the country by D1Baseball.com

Will Tippett

Perfect Game Top Freshman

Braylen Wimmer

Perfect Game Top Senior
D1Baseball Player to Watch in the SEC
No. 20 Shortstop in the country by D1Baseball.com

2023 BATTING BY SERIES

Team	Avg.	R	H	HR	RBI	BB	SO
UMass Lowell	.393	49	42	14	45	18	18
Winthrop	.368	19	14	5	19	11	9
Queens	.324	12	11	1	11	7	6
Penn	.220	14	20	6	14	20	33
N.C. A&T	.323	11	10	1	10	10	11
Clemson	.276	20	27	5	20	10	26
The Citadel	.313	21	20	6	20	11	24
USC Upstate	.400	19	18	2	18	12	12
Bethune-Cookman	.287	38	27	7	36	22	15
Presbyterian	.258	5	8	3	4	5	10
Georgia	.323	29	30	8	27	18	27
Charlotte	.212	2	7	0	2	7	13
Missouri	.241	22	27	8	21	18	34
Mississippi State							
North Carolina							
LSU							
Vanderbilt							
Charleston Southern							
Florida							
Auburn							
Kentucky							
North Florida							
Arkansas							
Tennessee							

2023 PITCHING BY SERIES

Team	ERA	IP	H	R	ER	BB	SO
UMass Lowell	1.67	27.0	12	5	5	4	29
Winthrop	2.00	9.0	8	3	2	1	9
Queens	0.00	9.0	2	0	0	6	8
Penn	2.67	27.0	21	9	8	7	34
N.C. A&T	3.00	9.0	5	3	3	3	7
Clemson	4.85	26.0	27	15	14	9	33
The Citadel	1.69	16.0	10	3	3	2	24
USC Upstate	1.00	9.0	7	1	1	5	10
Bethune-Cookman	3.96	25.0	24	11	11	10	30
Presbyterian	0.00	9.0	3	0	0	3	15
Georgia	2.74	23.0	22	7	7	3	19
Charlotte	5.62	8.0	11	6	5	3	13
Missouri	3.60	30.0	23	13	12	17	44
Mississippi State							
North Carolina							
LSU							
Vanderbilt							
Charleston Southern							
Florida							
Auburn							
Kentucky							
North Florida							
Arkansas							
Tennessee							

A LOOK AT THE 2023 SEASON

Date	Opponent	Result	Pitcher of Record (W/L)	Notable Game Note
2-17	UMass Lowell	W, 20-3	Hicks (W, 1-0)	Most runs in an opener since 2008, Wimmer 5 hits, Hornung 5RBI, McGillis 2HR
2-18	UMass Lowell	W, 17-1	Hall (W, 1-0)	Gamecocks do not allow a hit after the first inning, 17 runs in first five innings
2-19	UMass Lowell	W, 12-1	Mahoney (W, 1-0)	Mahoney strikes out 9, 5.2 shutout inn., Messina 4 RBI help complete sweep
2-21	Winthrop	W, 19-3	Jones (W, 1-0)	Gamecocks belt five home runs, Petry 2 HR, 4 RBI, Jerzembeck 4 K in 4 IP
2-22	Queens	W, 12-0	Hicks (W, 2-0)	First shutout of 2023, Hicks 5 K in 5 IP, Casas HR, Denny 5 RBI
2-24	Penn	W, 7-4	Sanders (W, 1-0)	Petry, Messina homer, Denny drives in three, Sanders strikes out six in win
2-25	Penn	W, 1-0	Hall (W, 2-0)	Hall strikes out 12, Petry homers in first 1-0 win since March of 2021
2-26	Penn	W, 6-5	Austin (W, 1-0)	Casas, McGillis go back-to-back to take lead in 8th as Gamecocks sweep
2-28	NC A&T	W, 11-3	Jones (W, 2-0)	McGillis leadoff homer; Hicks, Jones combined for 5 no-hit innings
3-3	at Clemson	L, 2-5	Sanders (L, 1-1)	Clemson scores four runs in first three innings in handing Carolina its first loss
3-4	vs. Clemson	W, 11-9	Becker (W, 1-0)	Hornung 3-run homer in seventh, Messina 2-run HR in eighth complete comeback
3-5	Clemson	W, 7-1	Hicks (W, 3-0)	Hicks throws five shutout innings, Casas 2 home runs, LeCroy series MVP
3-7	The Citadel	W, 8-1	Jones (W, 3-0)	Jones strikes out six, four Gamecocks homer in midweek win
3-8	at USC Upstate	W, 19-1	Proctor (W, 1-0)	Casas drives in five, Brewer, Wimmer homer in rout of Spartans
3-10	Bethune-Cookman	W, 20-3 (7)	Sanders (W, 2-1)	Messina with 2 HR's, McGillis, Brewer grand slams, Sanders strikes out 8
3-11	Bethune-Cookman	W, 8-5	Hall (W, 3-0)	Hall, Hicks combine on the mound for win, Wimmer homers
3-11	Bethune-Cookman	W, 10-3	Mahoney (W, 2-0)	Mahoney strikes out nine in win, Denny grand slam as Carolina sweeps
3-14	Presbyterian	W, 5-0	Jones (W, 4-0)	Jones strikes out six in four innings, LeCroy, Casas, Messina all homer
3-17	at Georgia*	W, 5-4	Veach (W, 1-0)	Braswell GW 2-run double in top of ninth, Messina and Petry homer
3-18	at Georgia*	W, 12-2 (7)	Hall (W, 4-0)	Petry with 4 hits, 2 HR, drives in 5, Hall strikes out five in a CG performance
3-19	at Georgia*	W, 12-1 (&)	Mahoney (W, 3-0)	Mahoney strikes out six in six innings, McGillis and Casas both with 2 HR's
3-21	at Charlotte	L, 2-6	Jerzembeck (L, 0-1)	Charlotte scores five times in the third inning; 11-game win streak snapped
3-24	Missouri*	W, 9-8	Williamson (W, 1-0)	Gamecocks score four in the ninth for walk-off win, Braswell single, E6 GW run
3-25	Missouri*	W, 8-1	Hall (W, 5-0)	Hall strikes out 10 in seven innings, Stone homers twice in series clincher
3-25	Missouri*	W, 5-4 (12)	Becker (W, 2-0)	Petry's 12th-inning single wins it; Becker strikes out five in relief to earn win
3-28	at The Citadel	W, 13-2 (7)	Zedalis (W, 1-0)	Gamecocks score seven in the sixth in run-rule win; off to best-ever start
3-30	at Mississippi St.*			
3-31	at Mississippi St.*			
4-1	at Mississippi St.*			
4-4	vs. North Carolina			
4-6	LSU*			
4-7	LSU*			
4-8	LSU*			
4-11	USC Upstate			
4-14	at Vanderbilt*			
4-15	at Vanderbilt*			
4-16	at Vanderbilt*			
4-18	Charleston Southern			
4-20	Florida*			
4-21	Florida*			
4-22	Florida*			
4-28	Auburn*			
4-29	Auburn*			
4-30	Auburn*			
5-3	at Winthrop			
5-5	at Kentucky*			
5-6	at Kentucky*			
5-7	at Kentucky*			
5-9	North Florida			
5-12	at Arkansas*			
5-13	at Arkansas*			
5-14	at Arkansas*			
5-16	Charlotte			
5-18	Tennessee*			
5-19	Tennessee*			
5-20	Tennessee*			

2 NCAA Championships, 3 SEC Championships, 7 SEC East Titles, 31 NCAA Appearances

GAMECOCKS IN THE RANKINGS

Dates	BA	CB	D1	NCBWA	PG	UST
Preseason	--	47	23	28	--	RV
February 20	--	--	23	25	--	RV
February 27	--	29	23	24	--	23
March 6	23	25	20	20	--	20
March 13	19	14	16	14	--	14
March 20	14	4	11	9	15	11
March 27	10	2	9	7	10	8
April 3						
April 10						
April 17						
April 24						
May 1						
May 8						
May 15						
May 22						

BA - Baseball America; CB - Collegiate Baseball; D1 - D1Baseball; NCBWA - National Collegiate Baseball Writers Association; PG - Perfect Game USA; UST - USA TODAY Coaches Poll;

THE GAMECOCK RADIO NETWORK

All 56 regular season games will be available on the Gamecock Radio Network. Flagship station, 107.5 FM, "The Game," is the home of the Gamecocks and will broadcast all games. In the event of a conflict with basketball in Columbia, the baseball games can be heard on sister station WISW, 1320 AM. All games can also be heard on the All Access channel on GamecocksOnline.

For local affiliates, please check your local listings for the latest schedule. Additional affiliates include:

2023 Network Affiliates

Aiken/Edgefield	WKSX	92.7 FM
Allendale	WDOG	93.5 FM
Camden	WCAM	1590 AM
Charleston	WWIK	98.9 FM
Chesterfield	WVSZ	107.3 FM
Columbia	WNKT	107.5 FM
Columbia	WISW	1320 AM
Florence	WOLH	96.3 FM/ 1230 AM
Greenville	WROO	104.9 FM
Greenwood	WCZZ	1090 AM
Kingstree	WDKD	1310 AM
Myrtle Beach	WSEA	100.3 FM
Rock Hill/Lancaster	WRHM	107.1 FM
Spartanburg	WSPG	98.3 FM/ 1400 AM

Live Gamecock Baseball broadcasts are also available for free this season on the Tuneln App (Android/iOS). Live Gamecock Baseball will also be available for free on the South Carolina Gameday App (Android/iOS) via a link out to Tuneln. Users who do not already have the Tuneln app downloaded will be prompted to download the app. Upon successful completion of the download, users will be easily redirected from the Gameday App to Tuneln anytime they select the Live Audio option in the Gameday App.

During the overlap of basketball and baseball seasons, a basketball broadcast (men's or women's) will take priority over baseball. For example if a basketball game is scheduled at the same time as a baseball game, the basketball game broadcast would be on Tuneln, while the baseball game would not.

LARGEST SINGLE GAME CROWDS AT FOUNDERS PARK

Single-Game Sellouts at Founders Park (59 all-time)

8,242	vs. Missouri	March 25, 2023 (W, 8-1)
8,242	vs. Missouri	March 24, 2023 (W, 9-8)
8,242	vs. Clemson	March 5, 2023 (W, 7-1)
8,242	vs. Clemson	March 4, 2022 (L, 2-3)
8,242	vs. Clemson	Feb. 28, 2020 (L, 1-7)
8,242	vs. Clemson	March 3, 2019 (W, 14-3)
8,242	vs. Clemson	March 2, 2018 (W, 3-2)
8,242	vs. Alabama	March 25, 2017 (W, 6-5, 10 inn.)
8,242	vs. Clemson	March 5, 2017 (L, 5-3, 11 inn.)
8,242	vs. UNCG	February 18, 2017 (W, 5-1)
8,242	vs. UNCG	February 17, 2017 (W, 7-1)
8,242	vs. Texas A&M	May 14, 2016 (L, 5-2)
8,242	vs. Florida	April 29, 2016 (W, 2-1)
8,242	vs. Tennessee	April 9, 2016 (W, 7-4)
8,242	vs. College of Charleston	March 29, 2016 (L, 6-5, 13 inn.)
8,242	vs. Clemson	March 4, 2016 (W, 8-1)
8,242	vs. LSU	May 16, 2015 (L, 8-1)
8,242	vs. LSU	May 15, 2015 (L, 9-2)
8,242	vs. Vanderbilt	April 18, 2015 (W, 3-2)
8,242	vs. Georgia	March 28, 2015 (L, 4-3)
8,242	vs. Clemson	March 2, 2015 (L, 7-0)
8,242	vs. Alabama	April 26, 2014 (L, 2-1)
8,242	vs. Alabama	April 25, 2014 (W, 9-3)
8,242	vs. Florida	April 13, 2014 (L, 6-5)
8,242	vs. Florida	April 12, 2014 (L, 4-3, 13 inn.)
8,242	vs. Florida	April 11, 2014 (W, 4-1)
8,242	vs. Tennessee	March 30, 2014 (W, 8-0)
8,242	vs. Clemson	February 28, 2014 (W, 9-6)
8,242	vs. Eastern Kentucky	February 22, 2014 (W, 2-0)
8,242	vs. Georgia	May 11, 2013 (W, 8-3)
8,242	vs. Texas A&M	March 30, 2013 (W, 6-3)
8,242	vs. Clemson	March 3, 2013 (W, 8-0)
8,242	vs. Liberty	February 15, 2013 (W, 4-3)
8,242	vs. Oklahoma (NCAA Super Regional)	June 10-11, 2012 (W, 5-1)
8,242	vs. Oklahoma (NCAA Super Regional)	June 9, 2012 (W, 5-0)
8,242	vs. Clemson (NCAA Regional)	June 3, 2012 (W, 4-3)
8,242	vs. Clemson (NCAA Regional)	June 2, 2012 (W, 5-4, 12 inn.)
8,242	vs. LSU	May 19, 2012 (L, 3-2, 10 inn.)
8,242	vs. LSU	May 18, 2012 (W, 5-4)
8,242	vs. Alabama	April 28, 2012 (W, 9-1)
8,242	vs. Alabama	April 27, 2012 (W, 12-11)
8,242	vs. Mississippi State	April 14, 2012 (W, 5-3)
8,242	vs. Tennessee	April 6, 2012 (L, 5-4)
8,242	vs. Florida	March 24, 2012 (L, 5-4)
8,242	vs. Florida	March 23, 2012 (L, 8-2)
8,242	vs. Florida	March 22, 2012 (W, 9-3)
8,242	vs. Clemson	March 3, 2012 (W, 9-6)
8,242	vs. VMI	February 17, 2012 (W, 2-1)
8,242	vs. Connecticut (NCAA Super Regional)	June 12, 2011 (W, 8-2)
8,242	vs. Connecticut (NCAA Super Regional)	June 11, 2011 (W, 5-1)
8,242	vs. Auburn	April 30, 2011 (W, 10-2)
8,242	vs. Vanderbilt	April 17, 2011 (W, 5-3)
8,242	vs. Vanderbilt	April 16, 2011 (L, 6-4)
8,242	vs. Vanderbilt	April 15, 2011 (W, 3-1)
8,242	vs. Kentucky	April 2, 2011 (W, 4-3, 10 inn.)
8,242	vs. Clemson	March 4, 2011 (W, 6-3)
8,242	vs. Santa Clara	February 19, 2011 (W, 2-1)
8,242	vs. Santa Clara	February 18, 2011 (W, 12-5)
8,242	vs. Florida	May 21, 2010 (L, 5-2)

South Carolina All-Time record in sellouts at Founders Park (41-18 (.695))

TOP 10 THREE-GAME SERIES ATTENDANCE MARKS AT FOUNDERS

24,726	vs. Florida (all three sellouts)	April 11-13, 2014
24,726	vs. Florida (all three sellouts)	March 22-24, 2012
24,726	vs. Vanderbilt (all three sellouts)	April 15-17, 2011
24,558	vs. Alabama (two sellouts)	April 25-27, 2014
24,501	vs. UNCG (two sellouts)	February 17-19, 2017
24,398	vs. LSU (two sellouts)	May 18-19, 2012
24,278	vs. Auburn (one sellout)	April 29-May 1, 2011
24,204	vs. Alabama	April 30-May 2, 2010
24,186	vs. Georgia	March 18-20, 2011
23,991	vs. LSU (two sellouts)	May 14-16, 2015

A SOUTH CAROLINA TEAM

Won 10 or more consecutive games.....	March 5, 2023-March 19, 2023 (11)
Lost five or more consecutive games.....	March 18-March 24, 2022 (5)
Scored 20 or more runs in a game.....	20, March 11, 2023 vs. Bethune-Cookman
Scored 10+ Runs in an inning.....	10 in the 3rd inning vs. Valparaiso, March 9, 2010
Did not strikeout.....	April 7, 2015 vs. Appalachian State
Hit consecutive home runs.....	Gavin Casas and Cole Messina (3rd inning vs. Presbyterian, March 14, 2023)
Turned a triple play.....	at Texas A&M, May 6, 2022 (Wimmer to Braswell to Madden)
Shut out consecutive opponents.....	vs. Mercer, March 6-7, 2021 (W, 4-0, W, 1-0)
Shut out the opponent.....	vs. Presbyterian (5-0) (March 14, 2023)
Was shut out by the opponent at home.....	vs. Vanderbilt (0-10) March 24, 2022
Was shut out by the opponent on the road.....	at Florida (0-8) May 20, 2022
Was shut out in two consecutive games.....	at Arkansas (0-2, 0-3) April 14, 2018
Swept a conference doubleheader.....	vs. Missouri (8-1, 5-4) March 25, 2023
Was swept in a conference doubleheader.....	at Ole Miss (3-7, 4-6) May 1, 2021
Swept a conference series at home.....	vs. Missouri, March 24-25, 2023
Swept a conference series on the road.....	at Georgia, March 18-19, 2023
Was swept in a conference series at home.....	vs. Vanderbilt, May 3-5, 2019
Was swept in a conference series on the road.....	at Auburn April 22-24, 2022
Won a conference series at home.....	vs. Missouri, March 24-25, 2023
Won a conference series on the road.....	at Georgia, March 18-19, 2023
Last 1-0 win.....	vs. Penn, Feb. 25, 2023
Last 1-0 loss.....	vs. UNC Greensboro, Feb. 19, 2017

A SOUTH CAROLINA PLAYER

Hit two home runs in a game.....	Evan Stone vs. Missouri, March 25, 2023
Hit three home runs in a game.....	Wes Clarke vs. Winthrop, Feb. 23, 2021
Led off game with a home run.....	Will McGillis at Georgia, March 19, 2023
Hit a grand slam.....	Will McGillis vs. Missouri, March 24, 2023
Walk-off home run.....	Jacob Olson vs. North Carolina State, April 2, 2019
Pinch hit home run.....	Jack Mahoney vs. Florida, May 19, 2022
Inside-the-park home run.....	Noah Campbell vs. Florida, March 17, 2018
Had seven or more RBI in a game.....	Wes Clarke (7) vs. Northwestern, Feb. 22, 2020
Had five or more hits in a game.....	Braylen Wimmer (5) vs. UMass Lowell, Feb. 17, 2023
Two hits in an inning.....	Talmadge LeCroy (4th inning) vs. Bethune-Cookman, March 10, 2023
Hit for the cycle.....	TJ Hopkins vs. Valparaiso, March 10, 2019
Had 10 or more total bases in a game.....	Ethan Petry (10) at Georgia, March 18, 2023
Stole three or more bases in a game.....	Brandt Belk (3) vs. Presbyterian, March 29, 2022
Stole home plate.....	Dylan Brewer vs. UMass Lowell, Feb. 19, 2023
Had a 10-game hitting streak.....	Cole Messina (12) March 4, 2023-March 24, 2023
Had a 15-game hitting streak.....	Brandt Belk (24), March 8-April 22, 2022
Had a 20-game hitting streak.....	Brandt Belk (24), March 8-April 22, 2022
Had a 25-game hitting streak.....	Gene Cone (31), March 1-May 6, 2016
Had 10 or more strikeouts in a game.....	Noah Hall (10) vs. Missouri (March 25, 2023)
Pitched a complete game.....	Noah Hall at Georgia (March 18, 2023)
Pitched a nine-inning, complete game shutout.....	Brett Kerry at Kentucky (May 15, 2021)
Pitched a combined shutout.....	Matthew Becker (2.2), Nick Proctor (0.1), Eli Jones (4.0), Austin Williamson (1.0) and Cade Austin (1.0) vs. Presbyterian, March 14, 2023
Pitched a no-hitter.....	Colby Holmes, Forrest Koumas, Josh Knab vs. Albany, Feb. 24, 2013

SEASON/CAREER HIGHS

#3 Braylen Wimmer

Season/Career High
5, 6x, last vs. Missouri (3/25/23) At Bats 7, vs. Florida (3/26/21)
3, 5x, last at USC Upstate (3/8/23) Runs 3, 8x, last at USC Upstate (3/8/23)
5 vs. UML (2/17/23) Hits 5 vs. UML (2/17/23)
5 vs. UML (2/18/23) RBI 5, 2x, last vs. UML (2/18/23)
3 vs. NCAT (2/28/23) Walks 3, 3x, last vs. NCAT (2/28/23)

#5 Talmadge LeCroy

Season High Career High
4, 10x, last vs. Missouri (3/25/23) At Bats 5, at Texas A&M (5/8/22)
3, vs. B-CU (3/10/23) Runs 3, vs. B-CU (3/10/23)
3, vs. UML (2/18/23) Hits 3, 2x, last vs. UML (2/18/23)
3 vs. Clemson (3/5/23) RBI 2, 5x, last vs. NCAT (2/28/23)
2, 3x, last vs. Missouri (3/24/23) Walks 2, 3x, last vs. Missouri (3/24/23)

#6 Will McGillis

Season High Career High
6 vs. NCAT (2/28/23) At Bats 6, 2x, last vs. NCAT (2/28/23)
4 at Georgia (3/19/23) Runs 4 at Georgia (3/19/23)
2, 8x, last vs. Missouri (3/24/23) Hits 3, 10x, last vs. UAB (4/29/22)
4, 2x, last vs. Missouri (3/24/23) RBI 4, 3x, last vs. B-CU (3/10/23)
3 at Georgia (3/19/23) Walks 3, 2x, last at Georgia (3/19/23)

#7 Michael Braswell

Season High Career High
2, 3x, last vs. Missouri (3/24/23) At Bats 5, 7x, last at Texas A&M (5/8/22)
1, 2x, last vs. B-CU (3/10/23) Runs 3, 2x, last vs. G. Wash. (2/25/22)
1, 4x, last vs. Missouri (3/24/23) Hits 4, 2x, last vs. Kentucky (5/13/22)
2 at Georgia (3/18/23) RBI 3 vs. Kentucky (5/13/22)
2 at Charlotte (3/21/23) Walks 3 vs. Kentucky (5/14/22)

#9 Evan Stone

Season High Career High
5 vs. Missouri (3/25/23) At Bats 5, 4x, last vs. Missouri (3/25/23)
3, 2x, last vs. UML (2/18/23) Runs 3, 2x, last vs. UML (2/18/23)
2, 3x, last at The Citadel (3/28/23) Hits 2, 3x, last at The Citadel (3/28/23)
3 vs. Missouri (3/25/23) RBI 3 vs. Missouri (3/25/23)
3 vs. UML (2/17/23) Walks 3 vs. UML (2/17/23)

#10 Dylan Brewer

Season High Career High
5 vs. USC Upstate (3/8/23) At Bats 6, 2x, last. vs. N'eastern (3/12/22)
2, 3x, last vs. B-CU (3/11/23) Runs 2, 5x, last vs. USC Upstate (3/8/23)
3 vs. USC Upstate (3/8/23) Hits 3, 4x, last vs. USC Upstate (3/8/23)
5 vs. B-CU (3/10/23) RBI 5, 2x, last vs. B-CU (3/10/23)
2, vs. Missouri (3/24/23) Walks 3, 3x, last vs. Louisville (4/30/21)

#11 Caleb Denny

Season High Career High
5, 6x, last vs Missouri (3/25/23) At Bats 7 vs. Oklahoma St. (4/19/22)
3 vs. NCAT (2/28/23) Runs 4, 2x, last vs. Pacific (3/5/22)
3 vs. Penn (2/24/23) Hits 5 vs. Oklahoma St. (4/19/22)
5 vs. Queens (2/22/23) RBI 6, 2x, last vs. SDSU (3/26/22)
2, 3x, last at The Citadel (3/28/23) Walks 2, 8x, last at The Citadel (3/28/23)

#12 Jacob Compton

Season High Career High
At Bats 6, MVSU (4/26/22)
Runs 2, 10x, last vs. Houston (5/26/22)
Hits 3, 4x, last vs. Ark. St (5/10/22)
RBI 5, vs. UT Martin (5/3/22)
Walks 2, 3x, last vs. Cincy (5/15/22)

#13 Will Tippett

Season/Career High
4, 5x, last vs. Missouri (3/25/23) At Bats
2 at Georgia (3/18/23) Runs
1, 6x, last vs. Missouri (3/25/23) Hits
1, 3x, last at Georgia (3/19/23) RBI
2 at The Citadel (3/28/23) Walks

#15 Carson Hornung

Season High Career High
5, 2x, last vs. Missouri (3/24/23) At Bats 5, 2x, last vs. Missouri (3/24/23)
3 vs. UML (2/18/23) Runs 3 vs. UML (2/18/23)
3 vs. USC Upstate (3/8/23) Hits 3 vs. USC Upstate (3/8/23)
5 vs. UML (2/17/23) RBI 5 vs. UML (2/17/23)
3 vs. Presby (3/14/23) Walks 3 vs. Presby (3/14/23)

#19 Cole Messina

Season High Career High
6 vs. USC Upstate (3/8/23) At Bats 6, 2x, last vs. USC Upstate (3/8/23)
4, vs. B-CU (3/10/23) Runs 4, vs. B-CU (3/10/23)
4 at USC Upstate (3/8/23) Hits 4 at USC Upstate (3/8/23)
4, 2x, last vs. Winthrop (2/21/23) RBI 4, 2x, last vs. Winthrop (2/21/23)
2, 5x, last vs. Missouri (3/25/23) Walks 2, 6x, last vs. Missouri (3/25/23)

#20 Ethan Petry

Season/Career High
5, 4x, last vs. Missouri (3/25/23) At Bats
3, 2x, last at The Citadel (3/28/23) Runs
4 at Georgia (3/18/23) Hits
5 at Georgia (3/18/23) RBI
2, 2x, last at The Citadel (3/28/23) Walks

#26 Jonathan French

Season High Career High
5 vs. Missouri (3/25/23) At Bats 5, 6x, last vs. Missouri (3/25/23)
2, 2x, last at Georgia (3/18/23) Runs 3, vs. Ga. Tech (5/8/22)
2 vs. Winthrop (2/21/23) Hits 3, vs. Wake (4/16/22)
1, 3x, last vs. B-CU (3/10/23) RBI 4, vs. N'Eastern (3/12/22)
2, 2x, last vs. USC Upstate (3/8/23) Walks 2, 6x, last vs. NCAT (2/28/23)

#31 David Cromer

Season/Career High
1, 4x, last vs. B-CU (3/10/23) At Bats 1, 5x, last vs. B-CU (3/10/23)
Runs
1, 2x, last vs. B-CU (3/10/23) Hits 1, 2x, last vs. B-CU (3/10/23)
1, 2x, last vs. B-CU (3/10/23) RBI 1, 2x, last vs. B-CU (3/10/23)
Walks 1, vs. Xavier (3/8/22)

#37 Chris Veach

Season High Career High
1, 4x, last vs. Queens (2/22/23) At Bats 6, vs. UNCA (4/6/21)
2 vs. UML (2/17/23) Runs 4, at East. Kent. (2/27/21)
1, 2x, last vs. Queens (2/22/23) Hits 3, 5x, last vs. Chas. So (3/27/21)
RBI 3, at Ga. Tech (3/23/22)
Walks 1, vs. Xavier (3/8/22)

#38 Zander Buchan

Season/Career High
At Bats
Runs
Hits
RBI
Walks

#52 Gavin Casas

Season High Career High
5, 3x, last vs. Missouri (3/25/23) At Bats 6, vs. Hawaii (3/5/22)
4 at Georgia (3/19/23) Runs 4 at Georgia (3/19/23)
4 vs. Missouri (3/25/23) Hits 4 vs. Missouri (3/25/23)
5 at USC Upstate (3/8/23) RBI 7, vs. Wagner (3/13/22)
3 vs. Missouri (3/25/23) Walks 3 vs. Missouri (3/25/23)

#4 Jackson Phipps

Season High.....**Career High**
 1.0, 2x, last at The Citadel (3/28/23).Innings 2.0, vs. Gardner-Webb (3/30/21)
 1 vs. Penn (2/24/23)..... Hits..... 3, 3x, last vs Citadel (4/27/21)
 1, 2x, last at The Citadel (3/28/23).....Runs.....5, vs. Citadel (4/27/21)
 1, 2x, last at The Citadel (3/28/23).....Earned Runs.....5, vs. Citadel (4/27/21)
 3, vs. B-CU (3/11/23)..... Walks.....3, vs. B-CU (3/11/23)
 2, 3x, last vs. B-CU (3/11/23)..... Strikeouts. 5, vs. Gardner-Webb (3/30/21)

#14 Eli Jones

Season High.....**Career High**
 5.0 vs. The Citadel (3/7/23).....Innings.....3.2 vs. NC A&T (5/4/22)
 5 vs. The Citadel (3/7/23)..... Hits...5, 2x, last vs. The Citadel (3/7/23)
 2, 2x, last vs. Missouri (3/25/23).....Runs.....4 vs. USC Upstate (5/10/22)
 1, 4x, last vs. Missouri (3/25/23).....Earned Runs.....4 vs. USC Upstate (5/10/22)
 1, 4x, last vs. Missouri (3/25/23)..... Walks.....2 vs. USC Upstate (5/10/22)
 6, 2x, last vs. Presby (3/14/23)..... Strikeouts...6, 2x, last vs. Presby (3/14/23)

#16 Dylan Eskew

Season/Career High.....
 1.0, 2x, last vs. Queens (2/22/23).....Innings
 1 vs. UML (2/19/23)..... Hits
 1 vs. UML (2/19/23).....Runs
 1 vs. UML (2/19/23)..... Earned Runs
 2 vs. Queens (2/22/23)..... Walks
 Strikeouts

#18 Eli Jerzembeck

Season/Career High.....
 4.0 vs. Winthrop (2/21/23).....Innings
 5, at Charlotte (3/21/23)..... Hits
 5, at Charlotte (3/21/23).....Runs
 4, at Charlotte (3/21/23)..... Earned Runs
 2, at Charlotte (3/21/23)..... Walks
 4, 4x, last at Charlotte (3/21/23)..... Strikeouts

#25 Sam Simpson

Season/Career High.....
 1.0, 2x, last at The Citadel (3/28/23).Innings
 Hits
 1 at The Citadel (3/28/23).....Runs
 1 at The Citadel (3/28/23)..... Earned Runs
 Walks
 1, 2x, last at The Citadel (3/28/23). Strikeouts

#28 Austin Williamson

Season/Career High.....
 2.0 vs. UML (2/17/23).....Innings
 Hits
Runs
 Earned Runs
 1, 2x, last vs. Missouri (3/25/23)..... Walks
 3, 2x, last vs. Missouri (3/24/23)..... Strikeouts

#29 Matthew Becker

Season High.....**Career High**
 3.2 at USC Upstate (3/8/23).....Innings.....6.0 vs. Texas (3/13/22)
 4, 2x, last vs. USC Upstate (3/8/23)..... Hits.....7 vs. Vanderbilt (3/26/22)
 4 vs. Clemson (3/4/23).....Runs.....5 vs. Vanderbilt (3/26/22)
 4 vs. Clemson (3/4/23)..... Earned Runs...4, 2x, last vs. Ole Miss (4/16/22)
 3, 2x, last vs. Presby (3/14/23)..... Walks.....6 vs. Vanderbilt (3/26/22)
 5 vs. Missouri (3/25/23)..... Strikeouts.....11 vs. Texas (3/13/22)

#30 Brett Thomas

Season High.....**Career High**
 1.0, 2x, last at USC Upstate (3/8/23).....Innings..4.0, 2x, last vs. Kentucky (5/13/22)
 1 at USC Upstate (3/8/23)..... Hits.....7 vs. Florida (5/19/22)
Runs.....4, 2x, last vs. Florida (5/19/22)
 Earned Runs 4, 2x, last vs. Florida (5/19/22)
 1 at USC Upstate (3/8/23)..... Walks...3, 3x, last vs. Kentucky (5/13/22)
 1, 2x, last at USC Upstate (3/8/23). Strikeouts..5, 2x, last vs. Florida (5/19/22)

#34 James Hicks

Season High.....**Career High**
 5.0, 2x, last vs. Clemson (3/5/23).....Innings 5.0, 2x, last vs. Clemson (3/5/23)
 5vs. B-CU (3/11/23)..... Hits.....9, vs. UNCG (2/19/22)
 2, vs. B-CU (3/11/23).....Runs.....4, vs. UNCG (2/19/22)
 2, vs. B-CU (3/11/23)..... Earned Runs.....4, vs. UNCG (2/19/22)
 2 vs. Queens (2/22/23)..... Walks.....2 vs. Queens (2/22/23)
 6 vs. Clemson (3/5/23)..... Strikeouts.....6 vs. Clemson (3/5/23)

#36 Cade Austin

Season High.....**Career High**
 1.1, 2x, last vs. Penn (2/24/23).....Innings.....4.0 vs. Winthrop (2/22/22)
 3 vs. Penn (2/24/23)..... Hits.....7, at Texas A&M (5/7/22)
 2 vs. Penn (2/24/23).....Runs.....6 vs. UNCG (2/18/22)
 2 vs. Penn (2/24/23)..... Earned Runs.....6 vs. UNCG (2/18/22)
 1 vs. Clemson (3/4/23)..... Walks.....3 vs. UNCG (2/18/22)
 3, 3x, last vs. Charlotte (3/21/23)..... Strikeouts.....5 at Tennessee (3/19/22)

#37 Chris Veach

Season High.....**Career High**
 1.1, 2x, last vs. Missouri (3/25/23).....Innings.....4.0, at Auburn (2/21/21)
 2 vs. Clemson (3/4/23)..... Hits.....4, vs. Indiana St. (6/5/21)
 2 vs. Clemson (3/4/23).....Runs.....4, at Longwood (4/17/21)
 2 vs. Clemson (3/4/23)..... Earned Runs.....3, at Longwood (4/17/21)
 2 vs. Clemson (3/4/23)..... Walks.....2, 6x, last vs. Clemson (3/4/23)
 4 vs. Missouri (3/25/23)..... Strikeouts4, 2x, last vs. Missouri (3/25/23)

#40 Wesley Sweatt

Season High.....**Career High**
 1.0, 3x, last at USC Upstate (3/8/23).Innings.....5.0, vs. Georgia (3/15/19)
 2 at USC Upstate (3/8/23)..... Hits.....10, at Tennessee (3/22/19)
 1 vs. UML (2/17/23).....Runs.....8, at Tennessee (3/22/19)
 1 vs. UML (2/17/23)..... Earned Runs.....6, at Tennessee (3/22/19)
 1, 2x, last at USC Upstate (3/8/23)..... Walks.....3, vs. Furman (5/8/19)
 1 vs. NCAT (2/28/23)..... Strikeouts.....4, 2x, last vs. Xavier (3/8/22)

#41 Zach Zedalis

Season/Career High.....
 1.0, 2x, last at The Citadel (3/28/23).Innings
 Hits
Runs
 Earned Runs
 Walks
 2 at The Citadel (3/28/23)..... Strikeouts

#44 Trey Wheeler

Season/Career High.....
 0.2, 2x, last vs. NCAT (2/28/23).....Innings
 Hits
Runs
 Earned Runs
 1 vs. NCAT (2/28/23)..... Walks
 1 vs. NCAT (2/28/23)..... Strikeouts

#45 Nick Proctor

Season High.....**Career High**
 1.1, 2x, last vs. NCAT (2/28/23).....Innings.....4.1, vs. Pacific (2/19/21)
 4 vs. NCAT (2/28/23)..... Hits.....5, 2x, last vs. St. Mary's (3/7/21)
 3 vs. NCAT (2/28/23).....Runs.....7, at San Fran. (2/27/21)
 3 vs. NCAT (2/28/23)..... Earned Runs.....7, at San Fran. (2/27/21)
 1, 4x, last at The Citadel (3/28/23)..... Walks.....3, at San Fran. (2/27/21)
 3 vs. The Citadel (3/7/23)..... Strikeouts..6, 2x, last vs. Ore. St. (5/26/22)

#47 Connor McCreery

Season/Career High.....
Innings
 Hits
Runs
 Earned Runs
 Walks
 Strikeouts

SOUTH CAROLINA LINEUPS BY POSITION

GAME (No./time)	C	1B	2B	SS	3B	LF	CF	RF	DH
2-17 UML (1/1)	Messina	Casas	McGillis	Wimmer	LeCroy	Denny	Stone	Brewer	Hornung
2-18 UML (1/2)	Messina	Casas	McGillis	Wimmer	LeCroy	Denny	Stone	Brewer	Hornung
2-19 UML (2/1)	Messina	Casas	McGillis	Wimmer	LeCroy	Hornung	Stone	Denny	Petry
2-21 WIN (3/1)	Messina	Casas	McGillis	Wimmer	LeCroy	Denny	Stone	Petry	Hornung
2-22 QUE (4/1)	LeCroy	Casas	McGillis	Wimmer	Petry	Hornung	Stone	Denny	Messina
2-24 PENN (3/2)	Messina	Casas	McGillis	Wimmer	LeCroy	Denny	Stone	Petry	Hornung
2-25 PENN (3/3)	Messina	Casas	McGillis	Wimmer	LeCroy	Denny	Stone	Petry	Hornung
2-26 PENN (5/1)	Messina	Casas	McGillis	Wimmer	LeCroy	Denny	Tippett	Petry	Hornung
2-28 NCAT (6/1)	French	Messina	McGillis	Wimmer	LeCroy	Denny	Tippett	Petry	Casas
3-3 CLEM (7/1)	Messina	Petry	McGillis	Wimmer	LeCroy	Hornung	Stone	Denny	Casas
3-4 CLEM (3/4)	Messina	Casas	McGillis	Wimmer	LeCroy	Denny	Stone	Petry	Hornung
3-5 CLEM (3/5)	Messina	Casas	McGillis	Wimmer	LeCroy	Denny	Stone	Petry	Hornung
3-7 CIT (8/1)	French	Casas	McGillis	Wimmer	LeCroy	Denny	Brewer	Petry	Messina
3-8 UPST (9/1)	Messina	Casas	McGillis	Wimmer	LeCroy	Denny	Brewer	Petry	Hornung
3-10 BCU (9/2)	Messina	Casas	McGillis	Wimmer	LeCroy	Denny	Brewer	Petry	Hornung
3-11 BCU (9/3)	Messina	Casas	McGillis	Wimmer	LeCroy	Denny	Brewer	Petry	Hornung
3-11 BCU (8/2)	French	Casas	McGillis	Wimmer	LeCroy	Denny	Brewer	Petry	Messina
3-14 PC (9/4)	Messina	Casas	McGillis	Wimmer	LeCroy	Denny	Brewer	Petry	Hornung
3-18 GA (9/5)	Messina	Casas	McGillis	Wimmer	LeCroy	Denny	Brewer	Petry	Hornung
3-18 GA (6/2)	French	Messina	McGillis	Wimmer	LeCroy	Denny	Tippett	Petry	Casas
3-19 GA (5/2)	Messina	Casas	McGillis	Wimmer	LeCroy	Denny	Tippett	Petry	Hornung
3-21 CHAR (10/1)	Messina	Casas	McGillis	Wimmer	Braswell	Denny	Tippett	Petry	Hornung
3-24 MIZ (9/6)	Messina	Casas	McGillis	Wimmer	LeCroy	Denny	Brewer	Petry	Hornung
3-25 MIZ (11/1)	French	Messina	Tippett	Wimmer	LeCroy	Denny	Stone	Petry	Hornung
3-25 MIZ (12/1)	Messina	Casas	Tippett	Wimmer	LeCroy	Denny	Stone	Petry	Hornung
3-28 CIT (13/1)	French	Messina	Tippett	Wimmer	LeCroy	Denny	Stone	Petry	Casas
3-30 MSST									
3-31 MSST									
4-1 MSST									
4-4 UNC									
4-6 LSU									
4-7 LSU									
4-8 LSU									
4-11 UPST									
4-14 VAN									
4-15 VAN									
4-16 VAN									
4-18 CSU									
4-20 FLA									
4-21 FLA									
4-22 FLA									
4-28 AUB									
4-29 AUB									
4-30 AUB									
5-2 WIN									
5-5 UK									
5-6 UK									
5-7 UK									
5-9 UNF									
5-12 ARK									
5-13 ARK									
5-14 ARK									
5-16 CHAR									
5-18 TENN									
5-19 TENN									
5-20 TENN									

SOUTH CAROLINA LINEUPS BY BATTING ORDER

GAME (No./time)	1	2	3	4	5	6	7	8	9
2-17 UML (1/1)	Hornung	Wimmer	Denny	Messina	LeCroy	Casas	McGillis	Brewer	Stone
2-18 UML (1/2)	Hornung	Wimmer	Denny	Messina	LeCroy	Casas	McGillis	Brewer	Stone
2-19 UML (2/1)	Hornung	Wimmer	Denny	Messina	LeCroy	Casas	McGillis	Petry	Stone
2-21 WIN (2/2)	Hornung	Wimmer	Denny	Messina	LeCroy	Casas	McGillis	Petry	Stone
2-22 QUE (3/2)	Hornung	Wimmer	Denny	Messina	LeCroy	Casas	McGillis	Petry	Stone
2-24 PENN (4/1)	Hornung	Wimmer	Denny	Messina	Casas	LeCroy	Petry	McGillis	Stone
2-25 PENN (4/2)	Hornung	Wimmer	Denny	Messina	Casas	LeCroy	Petry	McGillis	Stone
2-26 PENN (5/1)	LeCroy	Wimmer	Denny	Messina	Petry	Casas	McGillis	Hornung	Tippett
2-28 NCAT (6/1)	McGillis	Wimmer	Denny	Messina	Casas	Petry	LeCroy	French	Tippett
3-3 CLEM (7/1)	McGillis	Wimmer	Denny	Messina	Casas	Petry	LeCroy	Hornung	Stone
3-4 CLEM (8/1)	McGillis	Wimmer	Denny	Messina	Petry	Casas	LeCroy	Hornung	Stone
3-5 CLEM (9/1)	Hornung	Wimmer	Denny	Messina	Petry	Casas	LeCroy	McGillis	Stone
3-7 CIT (10/1)	Denny	Wimmer	Casas	Messina	Petry	LeCroy	McGillis	French	Brewer
3-8 UPST (11/1)	Denny	Wimmer	Casas	Messina	Petry	LeCroy	McGillis	Hornung	Brewer
3-10 BCU (11/2)	Denny	Wimmer	Casas	Messina	Petry	LeCroy	McGillis	Hornung	Brewer
3-11 BCU (11/3)	Denny	Wimmer	Casas	Messina	Petry	LeCroy	McGillis	Hornung	Brewer
3-12 BCU (10/2)	Denny	Wimmer	Casas	Messina	Petry	LeCroy	McGillis	French	Brewer
3-14 PC (11/4)	Denny	Wimmer	Casas	Messina	Petry	LeCroy	McGillis	Hornung	Brewer
3-18 GA (12/1)	Hornung	Wimmer	Casas	Messina	Petry	LeCroy	Denny	McGillis	Brewer
3-18 GA (13/1)	McGillis	Wimmer	Casas	Messina	Petry	LeCroy	French	Denny	Tippett
3-19 GA (14/1)	McGillis	Wimmer	Casas	Messina	Petry	Hornung	LeCroy	Denny	Tippett
3-21 CHAR (15/1)	McGillis	Wimmer	Casas	Messina	Petry	Hornung	Braswell	Denny	Tippett
3-24 MIZ (16.1)	McGillis	Wimmer	Casas	Messina	Petry	Hornung	LeCroy	Denny	Brewer
3-25 MIZ (17/1)	Wimmer	Casas	Petry	Messina	LeCroy	French	Tippett	Denny	Stone
3-25 MIZ (18/1)	Wimmer	Casas	Petry	Messina	LeCroy	Hornung	Denny	Stone	Tippett
3-28 CIT (19/1)	Wimmer	Casas	Petry	Messina	LeCroy	French	Denny	Stone	Tippett
3-30 MSST									
3-31 MSST									
4-1 MSST									
4-4 UNC									
4-6 LSU									
4-7 LSU									
4-8 LSU									
4-11 UPST									
4-14 VAN									
4-15 VAN									
4-16 VAN									
4-18 CSU									
4-20 FLA									
4-21 FLA									
4-22 FLA									
4-28 AUB									
4-29 AUB									
4-30 AUB									
5-2 WIN									
5-5 UK									
5-6 UK									
5-7 UK									
5-9 UNF									
5-12 ARK									
5-13 ARK									
5-14 ARK									
5-16 CHAR									
5-18 TENN									
5-19 TENN									
5-20 TENN									

Record: 24-2 Home: 18-0 Away: 5-2 Neutral: 1-0 SEC: 6-0

Player	avg	gp-gs	ab	r	h	2b	3b	hr	rbi	tb	slg%	bb	hp	so	gdp	ob%	sf	sh	sb-att	po	a	e	fld%		
20 Ethan Petry	.446	26-24	92	26	41	3	0	12	37	80	.870	9	4	19	2	.495	4	0	1-2	43	2	1	.978		
3 Braylen Wimmer	.333	26-26	99	34	33	5	1	6	23	58	.586	16	5	23	0	.446	1	1	13-13	18	65	5	.943		
52 Gavin Casas	.318	26-26	88	35	28	5	0	14	34	75	.852	23	6	27	1	.479	2	0	0-0	150	3	2	.987		
5 Talmadge LeCroy	.313	26-25	83	23	26	5	1	2	21	39	.470	14	12	19	1	.468	2	2	0-0	17	33	2	.962		
19 Cole Messina	.313	26-26	99	33	31	6	1	9	31	66	.667	19	6	20	1	.444	2	0	2-2	221	9	2	.991		
6 Will McGillis	.297	23-23	74	23	22	3	1	10	22	57	.770	16	10	12	0	.480	0	0	2-2	21	47	3	.958		
15 Carson Hornung	.288	22-20	59	16	17	4	0	3	17	30	.508	20	6	18	0	.500	1	0	0-0	3	0	0	1.000		
11 Caleb Denny	.242	26-26	99	23	24	6	1	4	30	44	.444	15	6	36	1	.372	1	2	8-9	33	1	1	.971		

37 Chris Veach	.500	5-0	4	2	2	0	0	0	0	2	.500	0	0	1	0	.500	0	0	0-0	4	1	0	1.000		
31 David Cromer	.500	7-0	4	0	2	0	0	0	2	2	.500	0	0	1	1	.500	0	0	0-0	1	0	0	1.000		
7 Michael Braswell	.286	14-1	14	2	4	1	0	0	3	5	.357	4	0	3	0	.421	1	0	0-0	7	9	1	.941		
26 Jonathan French	.267	15-6	30	8	8	2	0	1	6	13	.433	8	2	11	0	.450	0	1	0-0	84	2	0	1.000		
9 Evan Stone	.214	22-13	42	16	9	1	0	2	7	16	.381	10	5	16	0	.421	0	0	2-2	32	0	0	1.000		
10 Dylan Brewer	.179	19-10	39	14	7	2	0	2	8	15	.385	8	2	16	2	.340	1	0	2-2	22	1	0	1.000		
13 Will Tippett	.171	18-8	35	5	6	0	0	0	3	6	.171	6	0	14	0	.293	0	1	0-0	17	11	1	.966		
50 Kevin Madden	.100	11-0	10	1	1	0	0	1	3	4	.400	1	0	2	0	.182	0	0	0-0	1	3	1	.800		
Totals	.300	26	871	261	261	43	5	66	247	512	.588	169	64	238	9	.441	15	7	30-32	681	214	22	.976		
Opponents	.207	26	845	76	175	41	1	14	69	260	.308	73	15	275	8	.281	3	5	18-20	632	177	32	.962		

LOB - Team (233), Opp (184). DPs turned - Team (11), Opp (11). IBB - Team (1), Casas 1, Opp (3).

(All games Sorted by Earned run avg)

Player	era	w-l	app	gs	cg	sho	sv	ip	h	r	er	bb	so	2b	3b	hr	b/avg	wp	hp	bks	sfa	sha	
33 Noah Hall	2.35	5-0	6	6	1	0/1	0	38.1	29	10	10	8	41	8	0	1	.204	2	3	0	0	0	
23 Jack Mahoney	2.87	3-0	6	6	0	0/0	0	31.1	30	10	10	8	35	6	0	1	.250	1	2	0	1	2	
32 Will Sanders	5.17	2-1	6	6	0	0/0	0	31.1	30	20	18	12	37	10	0	7	.248	1	3	0	1	1	

28 Austin Williamson	0.00	1-0	7	0	0	0/2	0	8.0	1	0	0	2	12	0	0	0	.040	0	0	0	0	0	
30 Brett Thomas	0.00	0-0	2	0	0	0/0	0	2.0	1	0	0	1	2	0	0	0	.167	0	0	0	0	0	
41 Zach Zedalis	0.00	1-0	2	0	0	0/0	0	2.0	0	0	0	0	3	0	0	0	.000	1	1	0	0	0	
44 Trey Wheeler	0.00	0-0	2	0	0	0/0	0	1.1	0	0	0	1	1	0	0	0	.000	0	0	0	0	0	
34 James Hicks	1.17	3-0	9	2	0	0/1	2	23.0	13	3	3	5	23	2	0	0	.160	0	0	0	0	0	
14 Eli Jones	1.77	4-0	7	1	0	0/1	0	20.1	14	6	4	4	24	4	1	0	.182	1	1	0	0	0	
36 Cade Austin	1.80	1-0	10	0	0	0/1	0	10.0	7	2	2	1	17	1	0	0	.189	0	0	0	0	1	
37 Chris Veach	2.08	1-0	8	0	0	0/0	2	8.2	4	2	2	4	15	1	0	0	.133	0	0	0	0	0	
40 Wesley Sweatt	3.00	0-0	3	0	0	0/0	0	3.0	4	1	1	2	1	1	0	0	.364	1	0	0	1	0	
18 Eli Jerzembeck	3.24	0-1	9	2	0	0/0	0	16.2	17	7	6	4	23	4	0	2	.246	2	0	0	0	0	
29 Matthew Becker	4.11	2-0	8	2	0	0/3	1	15.1	14	7	7	10	22	1	0	2	.233	3	3	0	0	0	
4 Jackson Phipps	4.15	0-0	5	0	0	0/0	0	4.1	2	2	2	4	7	0	0	0	.133	2	1	0	0	0	
16 Dylan Eskew	4.50	0-0	2	0	0	0/1	0	2.0	1	1	1	3	0	1	0	0	.167	2	0	0	0	0	
25 Sam Simpson	4.50	0-0	2	1	0	0/0	0	2.0	1	1	1	0	2	0	0	0	.167	0	1	0	0	1	
45 Nick Proctor	4.91	1-0	9	0	0	0/1	0	7.1	7	4	4	4	10	2	0	1	.241	0	0	0	0	0	
Totals	2.81	24-2	26	26	1	3/3	5	227.0	175	76	71	73	275	41	1	14	.207	16	15	0	3	5	
Opponents	10.12	2-24	26	26	0	0/0	0	210.2	261	261	237	169	238	43	5	66	.300	31	64	4	15	7	

PB - Team (3), Messina 3, Opp (4). Pickoffs - Team (5), Mahoney 2, Hall 1, Hicks 1, Proctor 1. SBA/ATT - Messina (13-15), Hall (7-7), French (5-5), Simpson (2-2), Proctor (2-2), Sanders (1-2), Jones (2-2), Jerzembeck (1-1), Austin (1-1), Becker (0-1), Hicks (1-1), Mahoney (1-1).

Record: 6-0 Home: 3-0 Away: 3-0 SEC: 6-0

Player	avg	gp-gs	ab	r	h	2b	3b	hr	rbi	tb	slg%	bb	hp	so	gdp	ob%	sf	sh	sb-att	po	a	e	fld%	
20 Ethan Petry	.500	6-6	26	7	13	0	0	6	13	31	1.192	1	1	6	1	.536	0	0	0-0	13	0	0	1.000	
52 Gavin Casas	.350	6-6	20	10	7	2	0	3	5	18	.900	8	2	7	1	.567	0	0	0-0	30	1	0	1.000	
5 Talmadge LeCroy	.211	6-6	19	6	4	1	0	0	2	5	.263	5	3	4	0	.444	0	0	0-0	2	8	1	.909	
13 Will Tippett	.200	6-4	15	4	3	0	0	0	1	3	.200	2	0	5	0	.294	0	1	0-0	10	5	1	.938	
3 Braylen Wimmer	.185	6-6	27	2	5	2	0	0	3	7	.259	3	0	6	0	.267	0	0	1-1	4	13	0	1.000	
11 Caleb Denny	.182	6-6	22	3	4	0	0	0	4	4	.182	1	1	12	0	.250	0	2	1-1	6	0	0	1.000	
19 Cole Messina	.136	6-6	22	5	3	0	0	1	2	6	.273	6	1	5	1	.345	0	0	0-0	56	0	1	.982	

7 Michael Braswell	.667	2-0	3	0	2	1	0	0	2	3	1.000	0	0	0	0	.667	0	0	0-0	0	1	0	1.000	
6 Will McGillis	.583	4-4	12	7	7	2	0	3	9	18	1.500	4	1	0	0	.706	0	0	1-1	6	10	0	1.000	
9 Evan Stone	.333	3-2	9	2	3	0	0	2	3	9	1.000	0	0	2	0	.333	0	0	1-1	7	0	0	1.000	
15 Carson Hornung	.250	4-4	16	2	4	0	0	1	3	7	.438	3	0	7	0	.368	0	0	0-0	0	0	0	.000	
26 Jonathan French	.222	3-2	9	2	2	0	0	0	1	2	.222	1	0	2	0	.300	0	0	0-0	20	0	0	1.000	
10 Dylan Brewer	.000	3-2	5	1	0	0	0	0	0	0	.000	2	0	5	0	.286	0	0	0-0	4	0	0	1.000	
Totals	.278	6	205	51	57	8	0	16	48	113	.551	36	9	61	3	.408	0	3	4-4	159	42	3	.985	
Opponents	.224	6	201	20	45	13	1	7	20	81	.403	20	3	63	1	.301	2	1	1-1	152	40	6	.970	

LOB - Team (50), Opp (48). DPs turned - Team (1), Opp (4). IBB - Team (1), Casas 1, Opp (2).

(SEC games only Sorted by Earned run avg)

Player	era	w-l	app	gs	cg	sho	sv	ip	h	r	er	bb	so	2b	3b	hr	b/avg	wp	hp	bk	sfa	sha
33 Noah Hall	1.93	2-0	2	2	1	0/0	0	14.0	12	3	3	1	15	5	0	1	.222	0	0	0	0	0
23 Jack Mahoney	2.61	1-0	2	2	0	0/0	0	10.1	9	3	3	4	9	3	0	1	.237	0	1	0	1	0
32 Will Sanders	7.84	0-0	2	2	0	0/0	0	10.1	9	9	9	7	11	3	0	4	.237	0	1	0	1	1

37 Chris Veach	0.00	1-0	3	0	0	0/0	0	3.1	2	0	0	1	8	0	0	0	.167	0	0	0	0	0
36 Cade Austin	0.00	0-0	2	0	0	0/0	0	2.0	1	0	0	0	3	0	0	0	.143	0	0	0	0	0
28 Austin Williamson	0.00	1-0	2	0	0	0/0	0	2.0	1	0	0	1	4	0	0	0	.143	0	0	0	0	0
18 Eli Jerzembeck	0.00	0-0	2	0	0	0/0	0	0.2	2	0	0	1	0	1	0	0	.500	0	0	0	0	0
34 James Hicks	2.25	0-0	3	0	0	0/0	1	4.0	4	1	1	1	6	1	0	0	.250	0	0	0	0	0
14 Eli Jones	3.86	0-0	2	0	0	0/0	0	2.1	1	2	1	2	2	0	1	0	.111	0	0	0	0	0
29 Matthew Becker	4.50	1-0	2	0	0	0/0	0	4.0	4	2	2	2	5	0	0	1	.250	0	1	0	0	0
Totals	3.23	6-0	6	6	1	0/0	1	53.0	45	20	19	20	63	13	1	7	.224	0	3	0	2	1
Opponents	8.70	0-6	6	6	0	0/0	0	50.2	57	51	49	36	61	8	0	16	.278	7	9	0	0	3

PB - Team (1), Messina 1. SBA/ATT - Hicks (1-1), Messina (1-1).

INNINGS SUMMARY

	1	2	3	4	5	6	7	8	9	X	Total
USC	11	44	37	35	30	46	23	24	10	1	261
OPP.	4	6	13	8	11	13	13	3	5	0	76

RECORD WHEN TEAM SCORES

Runs	0	1	2	3	4	5	6	7	8	9	10+
W-L	0-0	1-0	0-2	0-0	0-0	3-0	1-0	2-0	3-0	1-0	13-0

RECORD WHEN OPP. SCORES

Runs	0	1	2	3	4	5	6	7	8	9	10+
W-L	3-0	7-0	2-0	5-0	3-0	2-1	0-1	0-0	1-0	1-0	0-0

RECORD WHEN LEADING AFTER

Inn.	1	2	3	4	5	6	7	8
W-L	7-0	18-0	21-0	21-0	21-0	19-0	16-0	17-0

RECORD WHEN TRAILING AFTER

Inn.	1	2	3	4	5	6	7	8
W-L	1-1	2-1	0-2	0-2	1-2	3-2	3-2	2-2

CAROLINA WHEN...

Situation	Record
Total	24-2
Conference	6-0
Non-Conf	18-2
Home	18-0
Away	5-2
Neutral	1-0
Day	18-0
Night	6-2
vs Left	8-1
vs Right	16-1
1-Run games	5-0
2-Run games	1-0
5+Run games	16-0
Extra innings	1-0
Shutouts	3-0
Scoring 0-2 runs	1-2
Scoring 3-5 runs	3-0
Scoring 6-9 runs	7-0
Scoring 10+ runs	13-0
Opponent 0-2 runs	12-0
Opponent 3-5 runs	10-1
Opponent 6-9 runs	2-1
Opponent 10+ runs	0-0
Scored in 1st inning	7-0
Scores first	19-0
Opp. scores first	5-2
After 6 leading	19-0
After 6 trailing	3-2
After 6 tied	2-0
After 7 leading	16-0
After 7 trailing	3-2
After 7 tied	1-0
After 8 leading	17-0
After 8 trailing	2-2
After 8 tied	1-0
Hit 0 home runs	0-2
Hit 1 home run	5-0
Hit 2+ home runs	19-0
Opponent 0 home runs	16-0
Opponent 1 home run	6-1
Opponent 2+ HRs	2-1
Made 0 errors	13-0
Made 1 error	5-0
Made 2+ errors	6-2
Opp. made 0 errors	7-1
Opp. made 1 error	10-0
Opp. made 2+ errors	7-1
Out-hit opponent	16-0
Out-hit by opponent	4-2
Hits are tied	4-0

RECORD BY DEFENSIVE LINE-UP

STARTING LINEUP BY POSITION (Team record when starter)

PITCHER:

33 Noah Hall	6	(6-0)
32 Will Sanders	6	(5-1)
23 Jack Mahoney	6	(6-0)
18 Eli Jerzembeck	2	(1-1)
34 James Hicks	2	(2-0)
29 Matthew Becker	2	(2-0)
14 Eli Jones	1	(1-0)
25 Sam Simpson	1	(1-0)

CATCHER:

19 Cole Messina	19	(17-2)
26 Jonathan French	6	(6-0)
5 Talmadge LeCroy	1	(1-0)

FIRST BASE:

52 Gavin Casas	21	(20-1)
19 Cole Messina	4	(4-0)
20 Ethan Petry	1	(0-1)

SECOND BASE:

6 Will McGillis	23	(21-2)
13 Will Tippett	3	(3-0)

THIRD BASE:

5 Talmadge LeCroy	24	(23-1)
7 Michael Braswell	1	(0-1)
20 Ethan Petry	1	(1-0)

SHORTSTOP:

3 Braylen Wimmer	26	(24-2)
------------------	----	--------

LEFT FIELD:

11 Caleb Denny	23	(22-1)
15 Carson Hornung	3	(2-1)

CENTER FIELD:

9 Evan Stone	13	(12-1)
10 Dylan Brewer	8	(8-0)
13 Will Tippett	5	(4-1)

RIGHT FIELD:

20 Ethan Petry	21	(20-1)
11 Caleb Denny	3	(2-1)
10 Dylan Brewer	2	(2-0)

DESIGNATED HITTER:

15 Carson Hornung	17	(16-1)
52 Gavin Casas	5	(4-1)
19 Cole Messina	3	(3-0)
20 Ethan Petry	1	(1-0)

RECORD BY BATTING ORDER

STARTING LINEUP BY LINEUP SPOT (Team record when starter)

LEADOFF:

15 Carson Hornung	9	(9-0)
6 Will McGillis	7	(5-2)
11 Caleb Denny	6	(6-0)
3 Braylen Wimmer	3	(3-0)
5 Talmadge LeCroy	1	(1-0)

2ND SPOT:

3 Braylen Wimmer	23	(21-2)
52 Gavin Casas	3	(3-0)

3RD SPOT:

11 Caleb Denny	12	(11-1)
52 Gavin Casas	11	(10-1)
20 Ethan Petry	3	(3-0)

CLEANUP:

19 Cole Messina	26	(24-2)
-----------------	----	--------

5TH SPOT:

20 Ethan Petry	14	(13-1)
5 Talmadge LeCroy	8	(8-0)
52 Gavin Casas	4	(3-1)

6TH SPOT:

5 Talmadge LeCroy	10	(10-0)
52 Gavin Casas	8	(8-0)
15 Carson Hornung	4	(3-1)
26 Jonathan French	2	(2-0)
20 Ethan Petry	2	(1-1)

7TH SPOT:

6 Will McGillis	9	(9-0)
5 Talmadge LeCroy	6	(5-1)
15 Carson Hornung	3	(3-0)
11 Caleb Denny	3	(3-0)
20 Ethan Petry	2	(2-0)
7 Michael Braswell	1	(0-1)
26 Jonathan French	1	(1-0)
13 Will Tippett	1	(1-0)

8TH SPOT:

6 Will McGillis	7	(7-0)
11 Caleb Denny	5	(4-1)
15 Carson Hornung	4	(3-1)
20 Ethan Petry	3	(3-0)
26 Jonathan French	3	(3-0)
9 Evan Stone	2	(2-0)
10 Dylan Brewer	2	(2-0)

9TH SPOT:

9 Evan Stone	11	(10-1)
10 Dylan Brewer	8	(8-0)
13 Will Tippett	7	(6-1)

STARTERS SUMMARY

Player	GS	P	C	Position									Batting Order													
				1B	2B	3B	SS	LF	CF	RF	OF	DH	1st	2nd	3rd	4th	5th	6th	7th	8th	9th					
3 Braylen Wimmer	26	26	3	23
11 Caleb Denny	26	23	.	3	12	3	5	.
19 Cole Messina	26	.	19	4	3	26
52 Gavin Casas	26	.	.	21	5	.	.	.	3	11	.	4	8
5 Talmadge LeCroy	25	.	1	.	.	24	1	.	.	.	8	10	6
20 Ethan Petry	24	.	.	1	.	1	21	.	1	.	.	.	3	.	.	14	2	2	3	.	.	.
6 Will McGillis	23	.	.	.	23	7	9	7	.	.	.
15 Carson Hornung	20	3	.	.	17	.	.	.	9	.	.	.	4	3	4
9 Evan Stone	13	13	2	11	.
10 Dylan Brewer	10	8	2	2	8	.	.
13 Will Tippett	8	.	.	.	3	5	1	.	7	.	.
26 Jonathan French	6	.	6	2	1	3
32 Will Sanders	6	6
33 Noah Hall	6	6
23 Jack Mahoney	6	6
29 Matthew Becker	2	2
34 James Hicks	2	2
18 Eli Jerzembeck	2	2
14 Eli Jones	1	1
25 Sam Simpson	1	1
7 Michael Braswell	1	1	1	.	.

GAMECOCK STREAKS

Multiple Hit Games	2	3	4	5+	Total
20 Ethan Petry	9	3	1	-	13
52 Gavin Casas	5	2	1	-	8
6 Will McGillis	8	-	-	-	8
19 Cole Messina	4	2	1	-	7
5 Talmadge LeCroy	6	1	-	-	7
3 Braylen Wimmer	4	2	-	1	7
11 Caleb Denny	5	1	-	-	6
9 Evan Stone	3	-	-	-	3
15 Carson Hornung	2	1	-	-	3
26 Jonathan French	1	-	-	-	1
10 Dylan Brewer	-	1	-	-	1
TEAM	47	13	3	1	64

Multiple RBI Games	2	3	4	5+	Total
52 Gavin Casas	5	5	-	1	11
20 Ethan Petry	3	5	1	1	10
11 Caleb Denny	4	3	1	1	9
19 Cole Messina	3	1	3	-	7
5 Talmadge LeCroy	6	1	-	-	7
3 Braylen Wimmer	2	3	-	1	6
6 Will McGillis	3	1	2	-	6
15 Carson Hornung	3	1	-	1	5
9 Evan Stone	2	1	-	-	3
10 Dylan Brewer	1	-	-	1	2
26 Jonathan French	1	-	-	-	1
7 Michael Braswell	1	-	-	-	1
TEAM	34	21	7	6	68

Hitting Streaks	Longest	Current
19 Cole Messina	12	1
20 Ethan Petry	9	4
3 Braylen Wimmer	8	2
15 Carson Hornung	6	2
6 Will McGillis	6	6
11 Caleb Denny	6	1
5 Talmadge LeCroy	6	1
52 Gavin Casas	4	1
10 Dylan Brewer	4	-
13 Will Tippett	3	-
9 Evan Stone	3	3
26 Jonathan French	2	1
37 Chris Veach	1	1
50 Kevin Madden	1	-
31 David Cromer	1	1
7 Michael Braswell	1	-

Reached Base Streaks	Longest	Current
52 Gavin Casas	19	19
6 Will McGillis	13	13
5 Talmadge LeCroy	13	13
11 Caleb Denny	12	1
19 Cole Messina	12	1
20 Ethan Petry	11	4
15 Carson Hornung	11	11
26 Jonathan French	10	1
3 Braylen Wimmer	9	2
9 Evan Stone	7	4
10 Dylan Brewer	6	-
13 Will Tippett	3	2
7 Michael Braswell	3	-
37 Chris Veach	1	1
50 Kevin Madden	1	-
31 David Cromer	1	1

SEASON/CAREER STATS

South Carolina Baseball
Individual Season/Career Summary for South Carolina (as of Mar 29, 2023)
(All games Sorted by Batting avg)

Record: 24-2 Home: 18-0 Away: 5-2 Neutral: 1-0 SEC: 6-0

Player	SEASON											CAREER																
	Avg	G-GS	AB	R	H	2B	3B	HR	RBI	BB	Hbp	SO	Sb	Att	Avg	G-GS	AB	R	H	2B	3B	HR	RBI	BB	Hbp	SO	Sb	Att
20 Ethan Petry	.446	26-24	92	26	41	3	0	12	37	9	4	19	1-2		.446	26-24	92	26	41	3	0	12	37	9	4	19	1-2	
3 Braylen Wimmer	.333	26-26	99	34	33	5	1	6	23	16	5	23	13-13		.294	151-145	568	112	167	33	2	24	94	44	13	149	34-39	
52 Gavin Casas	.318	26-26	88	35	28	5	0	14	34	23	6	27	0-0		.318	26-26	88	35	28	5	0	14	34	23	6	27	0-0	
5 Talmadge LeCroy	.313	26-25	83	23	26	5	1	2	21	14	12	19	0-0		.281	65-52	178	36	50	10	1	2	32	33	14	43	1-2	
19 Cole Messina	.313	26-26	99	33	31	6	1	9	31	19	6	20	2-2		.271	43-31	129	35	35	6	1	9	32	23	7	28	2-3	
6 Will McGillis	.297	23-23	74	23	22	3	1	10	22	16	10	12	2-2		.297	23-23	74	23	22	3	1	10	22	16	10	12	2-2	
15 Carson Hornung	.288	22-20	59	16	17	4	0	3	17	20	6	18	0-0		.240	63-52	150	27	36	6	0	5	28	39	6	41	0-0	
11 Caleb Denny	.242	26-26	99	23	24	6	1	4	30	15	6	36	8-9		.242	26-26	99	23	24	6	1	4	30	15	6	36	8-9	
37 Chris Veach	.500	5-0	4	2	2	0	0	0	0	0	0	1	0-0		.500	5-0	4	2	2	0	0	0	0	0	0	1	0-0	
31 David Cromer	.500	7-0	4	0	2	0	0	0	2	0	0	1	0-0		.400	9-0	5	0	2	0	2	0	1	0	2	0-0		
7 Michael Braswell	.286	14-1	14	2	4	1	0	0	3	4	0	3	0-0		.284	68-55	215	31	61	10	2	2	30	31	0	57	3-5	
26 Jonathan French	.267	15-6	30	8	8	2	0	1	6	8	2	11	0-0		.267	15-6	30	8	8	2	0	1	6	8	2	11	0-0	
9 Evan Stone	.214	22-13	42	16	9	1	0	2	7	10	5	16	2-2		.194	68-41	129	32	25	3	0	2	11	20	12	46	4-5	
10 Dylan Brewer	.179	19-10	39	14	7	2	0	2	8	8	2	16	2-2		.196	33-11	56	14	11	3	0	2	9	9	2	24	2-2	
13 Will Tippett	.171	18-8	35	5	6	0	0	0	3	6	0	14	0-0		.171	18-8	35	5	6	0	0	0	3	6	0	14	0-0	
50 Kevin Madden	.100	11-0	10	1	1	0	0	1	3	1	0	2	0-0		.237	64-53	211	34	50	5	1	7	29	15	8	23	5-8	
Totals	.300	26-26	871	261	261	43	5	66	247	169	64	238	30-32															
Opponents	.207	26-26	845	76	175	41	1	14	69	73	15	275	18-20															

Player	SEASON											CAREER														
	ERA	W-L	App	GS	CG	Sho	IP	H	R	ER	BB	SO	ERA	W-L	App	GS	CG	Sho	Sv	IP	H	R	ER	BB	SO	
33 Noah Hall	2.35	5-0	6	6	1	0	0	38.1	29	10	10	8	41	3.68	8-5	21	18	1	0	0	115.0	104	51	47	39	119
23 Jack Mahoney	2.87	3-0	6	6	0	0	0	31.1	30	10	10	8	35	2.23	6-0	20	11	0	0	64.2	57	17	16	16	74	
32 Will Sanders	5.17	2-1	6	6	0	0	0	31.1	30	20	18	12	37	3.78	15-7	43	31	0	0	174.0	163	83	73	54	182	
28 Austin Williamson	0.00	1-0	7	0	0	0	0	8.0	1	0	0	2	12	0.00	1-0	7	0	0	0	8.0	1	0	0	2	12	
41 Zach Zedalis	0.00	1-0	2	0	0	0	0	2.0	0	0	0	3	3	0.00	1-0	2	0	0	0	2.0	0	0	0	0	3	
30 Brett Thomas	0.00	0-0	2	0	0	0	0	2.0	1	0	0	1	2	5.06	1-1	20	6	0	0	32.0	31	19	18	20	39	
44 Trey Wheeler	0.00	0-0	2	0	0	0	0	1.1	0	0	0	1	1	0.00	0-0	2	0	0	0	1.1	0	0	0	1	1	
34 James Hicks	1.17	3-0	9	2	0	0	2	23.0	13	3	3	5	23	2.10	3-1	11	4	0	0	30.0	23	7	7	6	30	
14 Eli Jones	1.77	4-0	7	1	0	0	0	20.1	14	6	4	4	24	3.27	5-1	13	7	0	0	33.0	31	14	12	7	34	
36 Cade Austin	1.80	1-0	10	0	0	0	0	10.0	7	2	2	1	17	2.95	6-2	37	2	0	0	64.0	59	27	21	20	72	
37 Chris Veach	2.08	1-0	8	0	0	0	2	8.2	4	2	2	4	15	2.08	1-0	8	0	0	2	8.2	4	2	2	4	15	
40 Wesley Sweatt	3.00	0-0	3	0	0	0	0	3.0	4	1	1	2	1	5.08	3-3	43	5	0	0	67.1	78	44	38	18	48	
18 Eli Jerzembek	3.24	0-1	9	2	0	0	0	16.2	17	7	6	4	23	3.24	0-1	9	2	0	0	16.2	17	7	6	4	23	
29 Matthew Becker	4.11	2-0	8	2	0	0	1	15.1	14	7	10	22	22	4.95	4-4	29	7	0	0	63.2	58	37	35	42	90	
4 Jackson Phipps	4.15	0-0	5	0	0	0	0	4.1	2	2	2	4	7	7.71	0-0	17	0	0	0	16.1	17	14	14	8	23	
16 Dylan Eskew	4.50	0-0	2	0	0	0	0	2.0	1	1	1	3	0	4.50	0-0	2	0	0	2.0	1	1	1	1	3	0	
25 Sam Simpson	4.50	0-0	2	1	0	0	0	2.0	1	1	1	0	2	4.50	0-0	2	1	0	0	2.0	1	1	1	0	2	
45 Nick Proctor	4.91	1-0	9	0	0	0	0	7.1	7	4	4	4	10	4.91	1-0	9	0	0	0	7.1	7	4	4	4	10	
Totals	2.81	24-2	26	26	1	3	5	227.0	175	76	71	73	275	10.12	2-24	26	26	0	0	210.2	261	261	237	169	238	
Opponents																										

2 NCAA Championships, 3 SEC Championships, 7 SEC East Titles, 31 NCAA Appearances



#17 MARK KINGSTON

HEAD COACH

6TH SEASON AT SOUTH CAROLINA - 14TH SEASON AS HEAD COACH NORTH CAROLINA (1995)

Mark Kingston was named the head baseball coach at the University of South Carolina on June 30, 2017. He became the 30th head coach in the history of Gamecock Baseball.

Kingston's first team at Carolina (2018) advanced to the Super Regionals in Arkansas after going 3-0 in the Greenville Regional at East Carolina. The Gamecocks won each of their last five SEC series in 2018, as Carolina swept LSU and won series against Vanderbilt, Ole Miss, Missouri and Texas A&M on its way to a third place finish in the SEC East (17-13) and fifth-place overall conference finish. Carolina handed Ar-

kansas its only postseason loss until the College World Series championship series, defeating the Razorbacks 8-5 in game two of the super regional. The Carolina team finished seventh in the country in fielding percentage (.980) and 12th in home runs (79). Kingston coached 10 players that were picked in the 2018 MLB First-Year Player Draft and had 12 players selected to the Spring SEC Academic Honor Roll.

The 2019 team saw five players picked in the MLB First-Year Player Draft, including TJ Hopkins in the ninth round. The Gamecocks earned a Palmetto Point, winning 2-of-3 games against Clemson in early March. Success against the ACC continued with wins over N.C. State and North Carolina in Charlotte. South Carolina earned a trip to Hoover on the final day of the regular season, defeating College World Series participant Mississippi State in Starkville. Kingston coached Brett Kerry, who was named to the SEC All-Freshman team and was named a Freshman All-American by three different organizations.

The 2020 season was cut short after 16 games due to the coronavirus, but Kingston's squad was 12-4 that included a pair of weekend sweeps and a win over Clemson in Segra Park, had a pitching staff that had a 2.81 ERA and 184 strikeouts in 144 innings pitched and had Wes Clarke, who led the SEC with eight home runs. Kingston coached Carmen Mlodzinski, who was selected by the Pittsburgh Pirates with the 31st pick in the 2020 MLB First-Year Player Draft. Carolina also had a team grade-point-average of 3.399, the highest in program history, in the spring and had 17 student-athletes on the SEC Spring Honor Roll.

In 2021, the Gamecocks hosted the NCAA Columbia Regional, winning 34 games, including a 16-14 record in SEC play. That included a sweep of Florida and series wins at Georgia and LSU. Kingston guided the Gamecocks to a series win against Clemson, winning back-to-back games on walk-off hits from Andrew Eyster. The Carolina pitching staff had a 3.80 ERA, fourth in the SEC, and struck out 624 batters in 507 innings pitched. The Gamecocks had eight players picked in the 2021 MLB Draft, which tied for third for the most players picked from a Division I school. Carolina also earned the Team Academic Award from the ACBA and had 23 players on either the SEC Honor Roll or the SEC First-Year Academic Honor Roll.

Series wins over No. 1 Texas, No. 4 Vanderbilt and national champion Ole Miss highlighted the 2022 season. The Gamecocks had five players picked in the First-Year Player Draft and had a pair of SEC honors as Brandt Belk was a Second Team selection and Michael Braswell an All-Freshman team honoree. Cade Austin was named a Freshman All-American on the mound and Will Sanders earned seven wins on the bump. The Gamecocks had 18 student-athletes make the SEC Spring Honor Roll.

Kingston came to Carolina following a three-year stint as the head coach at USF. He compiled a 100-78-1 record while in Tampa, helping the Bulls to a pair of NCAA Regional appearances. Kingston owns a career mark of 435-291-1 in 13 seasons as a head coach, including five at Illinois State, with four NCAA appearances in that nine-year span.

Kingston has helped lead 13 teams to NCAA Tournament berths as an assistant and head coach -- with five of those teams appearing in the NCAA Super Regionals, two participating in the College World Series and one winning a national championship. As a player at the University of North Carolina, Kingston was part of the 1989 Tar Heels squad that won an Atlantic Coast Conference regular-season title and advanced to the College World Series. He also helped UNC win the ACC Tournament and advance to the NCAA Regionals in 1990. As an assistant coach, Kingston helped the Miami Hurricanes capture the 2001 College World Series as the No. 1 overall seed. His 21-year collegiate coaching career also includes stops at Tulane, where he helped guide the Green Wave to the 2005 College World Series, and Purdue.

Kingston guided USF to a 42-19 mark in 2017, the first time since 1996 that the team had reached the 40-win mark. Under Kingston's leadership, the Bulls earned their second trip to the NCAA Tournament in three years. USF won 19-straight games from Feb. 19 - March 22, the second-longest streak in program history. During that streak, USF defeated then No. 3 Florida State in Tallahassee, its first victory against FSU since 1989. On May 9, the Bulls defeated then-No. 5 Florida in Gainesville. It marked the first time in program history that the Bulls beat both FSU and Florida on the road in the same season. The victories were just USF's second and third wins over top-five teams in program history. Kingston reached the 100-win mark at the helm of the program in the Gainesville Regional opener with a 9-1 win over Bethune-Cookman, making him the second-fastest coach in program history to reach 100 victories.

Kingston's Bulls dominated on the mound in 2017, posting a 3.24 team ERA and allowing 7.64 hits per nine innings, both in the top-10 nationally. The pitchers led the country with 10.1 strikeouts per nine innings and set a program record with 620 strikeouts. Offensively, shortstop Kevin Merrell set an American Athletic Conference record with a .384 average, the third-straight year he led the Bulls in hitting. Merrell was named an All-American by four separate publications and was named to the AAC First Team for a second-straight year. He was one of five Bulls named to All-American Athletic Conference teams, the most since 2009. Merrell was drafted by the Oakland Athletics with the 33rd overall pick in the MLB Amateur Draft, becoming the third-highest drafted player in program history. Overall, four USF players were selected in the draft, as Phoenix Sanders went in the 10th round to the Tampa Bay Rays, Joe Cavallaro was taken in the 24th round by the New York Mets and Ryan Valdes was selected in the 33rd round by the Pittsburgh Pirates.

In 2016, the Bulls recorded 517 strikeouts, logging back-to-back seasons of over 500 strikeouts for the first time in school history. Merrell posted a team-high .320 batting average and a first-team all-conference selection in the AAC. Pitcher Brandon Lawson also notched over 100 strikeouts on his way to a second-team all-conference honor. The Bulls won two series against ranked teams (No. 25 Michigan State, at No. 22 East Carolina), and had three players drafted - pitcher Tommy Eveld (ninth round, Arizona), pitcher Brandon Lawson (13th round, Tampa Bay), and outfielder Luke Maglich (34th round, Philadelphia).

Kingston made an immediate impact at USF in 2015, leading the Bulls to an NCAA Regional for the first time since 2002. Kingston and his staff increased the Bulls' 2014 win total by seven and earned the team's first NCAA Tournament win in 13 years. Coach Kingston's guidance helped produce four players who were drafted by Major League Baseball clubs, including pitcher Jimmy Herget (sixth round, Cincinnati), pitcher Tommy Peterson (12th round, Washington), infielder Kyle Teaf (30th round, Tampa Bay), and pitcher Casey Mulholland (37th round, Dodgers). Merrell was recognized as a Louisville Slugger Freshman All-American, and catcher Levi Borders was named to the Johnny Bench Watch list and was a unanimous selection on The American's First Team. Herget was also named to The American's First Team, and Peterson earned second-team honors. Merrell, first baseman Buddy Putnum, and Teaf were also named to the NCAA Gainesville Regional All-Tournament team.

2 NCAA Championships, 3 SEC Championships, 7 SEC East Titles, 31 NCAA Appearances

Kingston came to USF with a long track record as a top-level recruiter and a producer of offensively explosive teams. He spent 2010-2014 as the head coach at Illinois State University, where he led the Redbirds to two MVC regular season championships and one conference tournament title while twice breaking the program's season wins record. He won more than 30 games in each of his five seasons at ISU, a program-record string that included a season-record 39 wins in 2013. He reached the MVC Tournament championship game three times and compiled an overall record of 173-102 (.629 winning percentage). Kingston was twice named a "Rising College Coach" by Kendall Rogers of Perfect Game USA during a five-year tenure at Illinois State (2010-2014) in which he earned MVC Coach of the Year honors in 2010 and 2013 and helped 18 Redbirds earn First-Team all-MVC honors. Two of his players were named MVC Player or Pitcher of the Year and eight were selected in the Major League Baseball First-Year Player Draft.

Kingston led ISU to rapid success, as the Redbirds ranked second in conference wins (64) from 2010-14 while posting two first-place finishes and no worse than a fourth-place conclusion in the MVC. His overall winning percentage of .629 and average of 35 wins per season were a strong improvement over previous seasons. ISU's average RPI rating of 69.50 from 2010-13 ranked fifth among all northern Division I programs and Kingston's recruiting classes contained 15 players ranked in the Top-20 in the state of Illinois by Prep Baseball Report, more than any other university.

He took over the ISU program after serving one season as the team's associate head coach and promptly posted the most successful first-year head coaching stint in program history. Kingston led the 2010 Redbirds to their first-ever share of the MVC regular-season title, their first MVC Tournament title since 1994 and their first NCAA Tournament victory since 1976. ISU's 32-24 record was the most wins for the Redbirds since 1999.

In 2011, Kingston guided the team to a then-record season win total (36-18), including a marquee victory at Miami (Fla.), and placed seven players on the All-MVC team. The following year (2012) ISU went 33-19 and posted a 10-game win-streak, the program's longest since 1984. Closer Kenny Long was selected by the Houston Astros in the 22nd round of the MLB First-Year Player Draft, marking three-consecutive seasons in which a Redbird was selected in the MLB draft.

In 2013, Kingston guided ISU to a program-best 39 wins (39-19), posted a school-record 12-game winning streak, won the MVC outright for the first time in school history and set a Valley-record with eight first-team All-MVC selections. Offensively, ISU paced the MVC in batting average, on-base percentage, slugging percentage and home runs and the pitching staff fired a program-record 13 complete games, including 10 shutouts.

Prior to his stint at ISU, Kingston was part of 500 wins (500-279-2) in 13 seasons as an assistant coach and was widely respected as one of the top assistants in the nation. He spent the previous seven years at Tulane University, serving as recruiting coordinator throughout his tenure and as associate head coach the final five seasons with the responsibility of overseeing recruiting, coaching hitters and developing catchers and infielders.

At Tulane, Kingston's recruiting and coaching efforts helped the Green Wave to six postseason appearances, two NCAA Super Regionals and a berth in the 2005 College World Series. The 2005 Green Wave team was seeded as the top team overall while also receiving the top academic honor in Omaha. Tulane averaged nearly 42 wins per season with Kingston on staff. Kingston recruited or coached seven players who became All-Americans at Tulane, including James Jurries (2002) and Michael Aubrey (2003). The Green Wave sluggers became the first hitters in 18 years to hit .400 for the season and both earned Conference USA Player of the Year recognition. Aubrey was selected by the Cleveland Indians 11th overall in 2003, the highest Tulane player ever taken in the draft.

Prior to Tulane, Kingston spent two years at Miami (Fla.), where he helped the Hurricanes capture the 2001 College World Series as the No. 1 overall seed. While at Miami, the Hurricanes finished with top-five school single-season marks in batting average, runs scored and slugging percentage, and led the nation with 228 stolen bases in 2001. In the run to the 2001 national title, the 'Canes had an NCAA-best 17-0 run to end the season and set a College World Series record with 12.3 runs per game while hitting .373 as a team in Omaha.

Kingston spent one year as an assistant at Illinois State, helping the 1999 Redbirds set then-school records for wins in a season (35), runs scored, RBI, doubles, hits and walks, while finishing second in school history in home runs, total bases and batting average. Kingston began his coaching career with two seasons at Purdue, helping the Boilermakers post three of the top-seven batting averages in school history and place five position players on the All-Big Ten team after not posting any the year before his arrival.

A 1995 graduate of North Carolina with a degree in communications, Kingston was part of the 1989 Tar Heels squad that won an Atlantic Coast Conference regular-season title and advanced to the College World Series. He also helped the team win the ACC Tournament and advance to NCAA Regionals in 1990 as a sophomore. Kingston received the Trippe Bourne "Most Dedicated Player" Award for his outstanding work ethic and leadership during his junior campaign, and was named a team captain his senior season.

Drafted by the Milwaukee Brewers out of North Carolina in 1992, the Northern Virginia native played professionally for five seasons with Milwaukee and the Chicago Cubs organizations.

Kingston attended Potomac High School (Virginia), where he developed into a Collegiate Baseball Top-50 Prospect and was drafted by the New York Yankees after leading his team to the 1988 state championship. In 2006, Kingston was inducted into the Potomac Hall of Fame.

In 2019, Kingston was named as an assistant coach to the USA Baseball Collegiate National Team, which played in tournaments in Taiwan and Japan.

Kingston and his wife, the former Letitia Kelly, have three children, Kailyn Grace, Cameron James and Kathryn Patricia. He also wrote and produced two instructional videos for Championship Productions, "Keys to Consistent Hitting" and "Catching Drills and Fundamentals." He also was the only assistant coach chosen to write a chapter in "The Baseball Drill Book" produced by the American Baseball Coaches Association.

THE KINGSTON FILE

435-291-1 Overall Coaching Record

Birthdate: May 16, 1970
Birthplace: Buffalo, N.Y.
High School: Potomac (Dumfries, Va.)
College: North Carolina (1995)

COACHING EXPERIENCE

(27 YEARS)

Present.....	University of South Carolina Head Coach
2015-17.....	University of South Florida Head Coach
2010-14.....	Illinois State University Head Coach
2009.....	Illinois State University Assistant Coach
2002-08.....	Tulane University Assistant Coach
2000-01.....	University of Miami Assistant Coach
1999.....	Illinois State University Assistant Coach
1997-98.....	Purdue University Assistant Coach

COACHING ACHIEVEMENTS

- One National Championship (Miami, 2001)
- Two College World Series Appearances (2001, 2005)
- Five Super Regional Appearances (2000, '01, '04, '05, '18)
- 12 NCAA Tournament Appearances
- 2010 MVC Tournament Champions
- 2013 MVC Regular Season Champions

ATHLETIC EXPERIENCE

- University of North Carolina (1989-92)
- Helped the Tar Heels to the 1989 College World Series and the 1990 ACC Tournament title
- Drafted by Milwaukee in the 1992 MLB Draft
- Spent five season in pro baseball with Milwaukee and the Chicago Cubs
- Drafted by the New York Yankees out of high school



South Carolina Spring 2023 Numerical Roster

ACTIVE ROSTER

No.	Name	Pos.	B-T	Ht.	Wt.	Cl.-Exp.	Hometown	Previous School
2	Roman Kimball	RHP	R-R	5-11	170	So.-TR	New Hartford, N.Y.	Notre Dame
3	Braylen Wimmer	INF	R-R	6-4	200	Sr.-2L*	Yukon, Okla.	Yukon HS
4	Jackson Phipps	LHP	L-L	6-4	225	So.-RS	Dallas, Ga.	East Paulding HS
5	Talmadge LeCroy	C/INF	R/R	6-2	190	So.-1L	Belton, S.C.	Belton-Honea Path HS
6	Will McGillis	INF	R-R	6-3	200	Gr.-TR*	San Diego, Calif.	Southern Miss
7	Michael Braswell	INF	R-R	6-2	195	So.-1L	Mabelton, Ga.	Campbell HS
9	Evan Stone	OF	R-R	6-0	185	So.-1L	Irmo, S.C.	Dutch Fork HS
10	Dylan Brewer	OF	L-L	6-2	180	Sr.-TR*	Latta, S.C.	Clemson
11	Caleb Denny	OF	L-R	6-2	195	Jr.-TR*	Owasso, Okla.	Oral Roberts
12	Jacob Compton	1B/OF	L-L	6-1	225	Jr.-TR	Olive Branch, Miss.	Memphis
13	Will Tippett	INF	B-R	6-1	170	Fr.-HS	Stone Mountain, Ga.	St. Pius X HS
14	Eli Jones	RHP	R-R	6-1	195	So.-1L	Peachtree City, Ga.	Starr's Mill HS
15	Carson Hornung	INF	L-R	6-3	215	So.-1L	Overland Park, Kan.	Blue Valley Southwest HS
16	Dyaln Eskew	RHP	R-R	6-3	190	So.-JC	Tampa, Fla.	Chipola J.C.
18	Eli Jerzembeck	RHP	R-R	6-2	180	Fr.-HS	Charlotte, N.C.	Providence HS
19	Cole Messina	C	R-R	6-0	220	So.-1L	Summerville, S.C.	Summerville HS
20	Ethan Pety	INF/RHP	R-R	6-4	230	Fr.-HS	Land O' Lakes, Fla.	Cypress Creek HS
22	Ricky Williams	RHP	R-R	6-2	200	Jr.-TR	Lexington, S.C.	Clemson
23	Jack Mahoney	RHP	R-R	6-3	205	Jr.-2L	Arlington Hts., Ill.	St. Viator HS
25	Sam Simpson	RHP	R-R	6-1	175	Fr.-RS	Carrollton, Ga.	Carrollton HS
26	Jonathan French	C	R-R	5-11	235	Sr.-TR*	Lilburn, Ga.	Clemson
28	Austin Williamson	RHP	R-R	6-4	220	Fr.-HS	Sherrills Ford, N.C.	P27 Academy
29	Matthew Becker	LHP	R-L	6-3	200	So.-1L	Chapin, S.C.	Chapin HS
30	Brett Thomas	RHP	R-R	6-5	240	Sr.-2L	Atlanta, Ga.	Riverwood HS
31	David Cromer	OF	R-R	6-2	225	So.-1L	Lexington, S.C.	Lexington HS
32	Will Sanders	RHP	L-R	6-6	215	Jr.-2L	Atlanta, Ga.	Woodward Academy
33	Noah Hall	RHP	R-R	6-0	190	Sr.-1L*	Charlotte, N.C.	Appalachian State
34	James Hicks	RHP	R-R	6-2	190	Jr.-RS*	Conway, Ark.	Crowder College
35	Connor Fuhrman	OF	R-R	6-0	200	Fr.-HS	Daleville, Va.	Lord Botetourt HS
36	Cade Austin	RHP	R-R	6-3	230	So.-1L	Chapin, S.C.	Chapin HS
37	Chris Veach	RHP/INF	R-R	6-0	200	Jr.-TR	Chapin, S.C.	Presbyterian
38	Zander Buchan	C	B-R	5-11	190	Fr.-HS	Columbia, S.C.	A.C. Flora HS
40	Wesley Sweatt	RHP	R-R	6-3	220	5th-3L*	Rock Hill, S.C.	Northwestern HS
41	Zach Zedalis	RHP	R-R	5-11	185	Jr.-JC	Charlotte, N.C.	Gaston College
44	Trey Wheeler	LHP	L-L	6-0	180	Fr.-HS	Indianapolis, Fla.	Melbourne, Fla.
45	Nick Proctor	RHP	R-R	5-10	185	Gr.-TR*	Pleasanton, Calif.	California
47	Connor McCreery	RHP	R-R	6-6	205	Fr.-HS	Williston Park, N.Y.	P27 Academy
52	Gavin Casas	1B	L-R	6-4	230	Jr.-TR	Pembroke Pines, Fla.	Vanderbilt

Coaching Staff

HEAD COACH
ASSOCIATE HEAD COACH
ASSISTANT COACH/PITCHING
ASSISTANT COACH
STUDENT ASSISTANT COACH
DIRECTOR OF PLAYER DEVELOPMENT
DIRECTOR OF OPERATIONS
DIRECTOR OF SPORT PERFORMANCE
ATHLETIC TRAINER
COORDINATOR - OPERATIONS AND EQUIPMENT

GRADUATE ASSISTANT ATHLETIC TRAINER
BULLPEN CATCHERS
STUDENT MANAGERS

STUDENT ATHLETIC TRAINERS

17 Mark Kingston (6th season as head coach) (North Carolina, 1995)
 43 Monte Lee (1st/7th season) (College of Charleston, 2000)
 35 Justin Parker (2nd season) (Wright State, 2012)
 8 Scott Wingo (2nd season) (South Carolina, 2015)
 27 Alek Boychuk
 Mike Current
 Ryan West
 Billy Anderson
 Cory Barton
 Jamie Karl

Alex Trimble
 Meredith McFadden, Patrick Murphy, Aidan Osborne, Mickey Paragano
 Sydney Herz, Matthew Hull, Vincent Kulmacz, Zach Manning, Bryson Mitchell,
 Brendan Ramsey, Noah Wise
 Austin Coates, Michaela Lawlor, Ryan Quinn

Pronunciations

Alek Boychuk boy-CHUCK
 Michael Braswell BRAZ-well
 Zander Buchan BEW-can
 Gavin Casas kah-suhz
 Carson Fuhrman FUR-men
 Carson Hornung HOR-nung
 Eli Jerzembeck jur-SEM-beck
 Talmadge LeCroy LEE-croy
 Ethan Pety PET-ree
 Zach Zedalis Ze-DAL-us



#2 ROMAN KIMBALL



#3 BRAYLEN WIMMER



#4 JACKSON PHIPPS



#5 TALMADGE LEGROY



#6 WILL MCGILLIS



#7 MICHAEL BRASWELL



#9 EVAN STONE



#10 DYLAN BREWER



#11 CALEB DENNY



#12 JACOB COMPTON



#13 WILL TIPPETT



#14 ELI JONES



#15 CARSON HORNUNG



#16 DYLAN ESKEW



#18 ELI JERZEMBECK



#19 COLE MESSINA



#20 ETHAN PETRY



#22 RICKY WILLIAMS



#23 JACK MAHONEY



#25 SAM SIMPSON



#26 JONATHAN FRENCH



#28 AUSTIN WILLIAMSON



#29 MATTHEW BECKER



#30 BRETT THOMAS



#31 DAVID CROMER



#32 WILL SANDERS



#33 NOAH HALL



#34 JAMES HICKS



#35 CONNOR FUHRMAN



#36 CADE AUSTIN



#37 CHRIS VEACH



#38 ZANDER BUCHAN



#40 WESLEY SWEATT



#41 ZACH ZEDALIS



#44 NICK PROCTOR



#47 CONNOR MCCREERY



#52 GAVIN CASAS



MARK KINGSTON
HEAD COACH



MONTE LEE
ASSOCIATE HEAD COACH



JUSTIN PARKER
ASSISTANT COACH



SCOTT WINGO
ASSISTANT COACH



MIKE CURRENT
DIR. OF PLAYER DEVELOPMENT

2 NCAA Championships, 3 SEC Championships, 7 SEC East Titles, 31 NCAA Appearances