

<< 2022-23 GAMECOCK BASKETBALL >>

2022-23 SCHEDULE

OVERALL: 11-20 | SEC: 4-14

HOME: 7-8 | AWAY: 4-8 | NEUTRAL: 0-4 | NET: 228

NOVEMBER

2	-/-	Mars Hill (exhibition)	W, 80-41
7	-/-	SC State	W, 80-77
11	-/-	Clemson	W, 60-58
17	-/-	vs. Colorado State ^	L, 53-80
18	-/-	vs. Davidson ^	L, 60-69
20	-/-	vs. Furman ^	L, 60-79
25	-/-	USC Upstate	W, 68-53
30	-/-	at George Washington	L, 55-79

DECEMBER

3	-/-	at Georgetown	W, 74-71 (OT)
11	-/-	Presbyterian	W, 68-57
14	-/-	at UAB	L, 70-84
17	-/-	vs. East Carolina %	L, 56-64
22	-/-	Western Kentucky	W, 65-58
30	-/-	Eastern Michigan	W, 64-54

JANUARY

3	-/-	at Vanderbilt*	L, 79-84 (OT)
7	-/-	#8/9 Tennessee*	L, 42-85
10	-/-	at Kentucky	W, 71-68
14	-/-	Texas A&M*	L, 53-94
17	-/-	Ole Miss*	L, 58-70
21	-/-	#16/17 Auburn*	L, 66-81
25	-/-	at Florida*	L, 60-81
28	-/-	at Georgia*	L, 78-81 (OT)
31	-/-	vs. Mississippi State*	L, 51-66

FEBRUARY

4	-/-	Arkansas*	L, 63-65
7	-/-	at Missouri*	L, 74-83
11	-/-	at Ole Miss*	W, 64-61
14	-/-	Vanderbilt*	L, 64-75
18	-/-	at LSU*	W, 82-73
22	-/-	#2/2 Alabama*	L, 76-78 (OT)
25	-/-	at #11/13 Tennessee*	L, 45-85
28	-/-	at Mississippi State*	L, 68-74

MARCH

4	-/-	Georgia*	W, 61-55
8	-/-	vs. Ole Miss &	7 p.m. (ET)
16-17	-/-	NCAA Tournament First Round =	TBA
18-19	-/-	NCAA Tournament Second Round =	TBA
23-24	-/-	Sweet 16 #	TBA
25-26	-/-	Elite 8 #	TBA

APRIL

1-3	-/-	Final Four /	TBA
-----	-----	--------------	-----

All home games in **bold** | All times listed Eastern | **SECN+** - SEC Network + | **SECN** - SEC Network | **CBSN** - CBS Sports Network | * indicates SEC contest | ^ - Charleston Classic (Charleston, S.C.) | % - Greenville Winter Inv. (Greenville, S.C.) | & - SEC Tournament (Nashville, Tenn.) | = - NCAA Tournament First and Second Rounds (various sites) | # - NCAA Regionals (various sites) | / - Final Four (Houston, Texas) | ** rankings listed are at time of game

PROBABLE GAMECOCK STARTERS (BASED ON TREND FROM PAST SEVERAL GAMES)

#	Name	Ht.	Wt.	Cl.	Hometown	PPG	RPG	Misc.
5	Meechie Johnson	6-2	180	So.	Cleveland, Ohio	12.7	3.7	68 3s (8th in SEC); team is 4-0 when he scores 20+ pts
1	Jacobi Wright	6-2	188	So.	Fort Mill, S.C.	7.3	2.1	Career-high 18 points vs. Bama (2/22) and at LSU (2/18)
23	Gregory "GG" Jackson II	6-9	215	Fr.	Columbia, S.C.	15.1*	6.0	Career-high 30 pts vs. Auburn, 10 20-point games
10	Hayden Brown	6-5	234	Gr.	Greer, S.C.	11.4	4.9	19 games scoring 10+; double figures in 8 of last 9
33	Josh Gray	7-0	255	Jr.	Brooklyn, N.Y.	4.4	6.3*	20 pts, 14 reb vs. Arkansas (Feb. 4); 9.9 rpg over last 13

* indicates team leader



11-20, 4-14 SEC
SOUTH CAROLINA

VS.



11-20, 3-15 SEC
OLE MISS

HEAD COACH: Lamont Paris (Wooster, '96; Indiana State, '00)

AT CAROLINA: 11-20 (1st season)

CAREER: 98-92 (6th season)

VS. OLE MISS: 1-1

TOP SCORER: Jackson II (15.3 ppg)

TOP REBOUNDER: Gray (6.1 rpg)

TOP ASSIST MAKER: Johnson (3.5 apg)

TOP SHOT BLOCKER: Gray (0.9 bpg)

TOP STEALS LEADER: Brown (1.1 spg)

COMMUNICATIONS/PR: Michael DeBates

TWITTER UPDATES: @GamecockMBB

INTERIM HEAD COACH: Win Case (University of Science and Arts of Oklahoma, '86)

AT OLE MISS: 1-2 (1st tenure as HC; 5th season)

CAREER: 392-169 (17th season)

VS. CAROLINA: 0-0

TOP SCORER: Murrell (14.9 ppg)

TOP REBOUNDER: Burns (6.1 rpg)

TOP ASSIST MAKER: Murrell (2.6 apg)

TOP SHOT BLOCKER: Akwuba (1.1 bpg)

TOP STEALS LEADER: Burns (2.3 spg)

COMMUNICATIONS/PR: Mike Swartz

TWITTER UPDATES: @OleMissMBB

TIPOFF NOTABLES

> *A New Chapter* of Gamecock Men's Basketball is under-way with first-year head coach Lamont Paris this season.

> Paris, who has been a part of nine NCAA Division I Tournaments and 17 twenty-win seasons as a college head and assistant coach, was named the University of South Carolina's 33rd head coach by Director of Athletics Ray Tanner on Thursday, March 24, 2022.

> This new-look Gamecock squad features eight new players (four transfers and four freshman) headlined by standout freshman forward Gregory "GG" Jackson II, the highest rated recruit in program history (recruit rankings started in early 2000s). He joined former Carolina standout PJ Dozier (2015-17) as the only five-star signees in program history.

ASSOCIATE DIRECTOR

COMMUNICATIONS & PUBLIC RELATIONS:

MICHAEL DeBATES // MDEBATES@MAILBOX.SC.EDU

CELL: 712-348-5863 // TWITTER: @MDEBATES

CAROLINA MEN'S BASKETBALL ON SOCIAL MEDIA:

#GAMECOCKS // #FOREVERTOTHEE

TWITTER AND INSTAGRAM: @GAMECOCKMBB

FACEBOOK: /GAMECOCKMBB

ON THE WEB: GAMECOCKSONLINE.COM

GAME 32

VENUE: Bridgestone Arena (18,500)

BROADCAST: SEC Network (on-site)

PLAY-BY-PLAY: Tom Hart

ANALYST: Daymeon Fishback

SIDELINE: Alyssa Lange

RADIO: Gamecock Radio Network

IN COLUMBIA: 107.5 The Game

PLAY-BY-PLAY: Derek Scott

ANALYST: Casey Manning

SIRIUSXM: 190 | **SXM APP:** 961

WATCH: ESPN.com/watch

LIVE STATS: GamecocksOnline.com

SERIES: Ole Miss leads, 24-22

NEUTRAL: Carolina leads, 6-5

SERIES TREND: The Rebels have won four of the last six games dating back to 2/5/20 and the teams have split meetings in the SEC Tournament since 2018

LAST MEETING: Feb. 11, 2023 in Oxford, a 64-61 South Carolina win

NUMBERS OF NOTE

.691 - New head coach Lamont Paris spent the past five seasons as head coach at Chattanooga. He led the team to a 65-29 record the last three seasons and a berth in the 2022 NCAA Tournament after winning the SoCon Tournament Championship.

12 - Paris is an assistant for 17 seasons prior to becoming a head coach in 2017-18. He was a part of 12 NCAA Tournament appearances (Division I and II) as an assistant, including a pair of Final Fours at Wisconsin in 2014 and 2015.

17 - In 22 seasons as a head or assistant coach in college, Paris has been a part of 17 teams that have won 20-or-more games in a season.













14.9% - South Carolina returns just 14.9 percent of its scoring from the 2021-22 season (327 of 2,200 total points).

18.4% - The Gamecocks bring back just 18.4 percent of the team's minutes from the 2021-22 season (1,447 of 6,225 total minutes played).

COMING UP NEXT

> The winner of the 12-13 game between Carolina and Ole Miss faces fifth-seeded Tennessee (22-9, 11-7 SEC) in the second round with a trip to the quarterfinals on the line. The second round game is slated to start at approximately 3:30 p.m. (ET) on Thursday with Karl Ravech (ppx), Jimmy Dykes (analyst) and Marty Smith (sideline) on the call.

2022-23 SOUTH CAROLINA BASKETBALL BROADCAST SPOT CHART

0		<div>Ebrima Dibba <i>Ee-BRIME-uh DEEB-ah</i> <i>RSR. - G - 6-6 - 214 - BREDÅNG, SWEDEN // COASTAL CAROLINA</i></div> <table><tr><th></th><th>MIN</th><th>PTS</th><th>REB</th><th>AST</th><th>FG%</th><th>3FG%</th><th>FT%</th></tr><tr><td>Career</td><td>32.2</td><td>8.2</td><td>4.8</td><td>5.2</td><td>45.0</td><td>32.2</td><td>79.0</td></tr></table> <div>Career Highs: 19 points, 10 rebounds, 12 assists, 6 steals</div>		MIN	PTS	REB	AST	FG%	3FG%	FT%	Career	32.2	8.2	4.8	5.2	45.0	32.2	79.0	<div>• Suffered season-ending Achilles injury in summer workouts ; had successful surgery and will miss the entire 2022-23 season</div> <div>• Played in 90 career games at Coastal Carolina (2018-22)</div> <div>• Averaged 8.2 points, 5.2 assists and 4.8 rebounds per game over his four seasons as a Chant</div> <div>• Standout student and was named to President's List (4.0 GPA) while at Coastal in 2021</div>								
	MIN	PTS	REB	AST	FG%	3FG%	FT%																				
Career	32.2	8.2	4.8	5.2	45.0	32.2	79.0																				
1		<div>Jacobi Wright <i>SO. - G - 6-2 - 188 - FORT MILL, S.C. // LEGACY EARLY COLLEGE</i></div> <table><tr><th></th><th>MIN</th><th>PTS</th><th>REB</th><th>AST</th><th>FG%</th><th>3FG%</th><th>FT%</th></tr><tr><td>22-23</td><td>29.2</td><td>7.3</td><td>2.1</td><td>1.7</td><td>39.6</td><td>35.9</td><td>73.7</td></tr><tr><td>Career</td><td>22.4</td><td>5.4</td><td>1.9</td><td>1.8</td><td>36.8</td><td>32.2</td><td>72.9</td></tr></table> <div>Career Highs: 18 points*, 6 rebounds*, 6 assists, 2 steals*, 1 block*</div>		MIN	PTS	REB	AST	FG%	3FG%	FT%	22-23	29.2	7.3	2.1	1.7	39.6	35.9	73.7	Career	22.4	5.4	1.9	1.8	36.8	32.2	72.9	<div>• Has started 14 games this season ; career-best nine games in double figures this season (6 in SEC play)</div> <div>• Career-high 18 points vs. No. 2/2 Alabama and in 82-73 win at LSU (Feb. 18)</div> <div>• Scored 17 in 64-61 win at Ole Miss (Feb. 11) ; 11 points at Missouri (Feb. 6) in a road start</div> <div>• Had 13 points and made four 3s (career high) at Georgia (Jan. 28) - first career SEC game in double-figures</div> <div>• Came off the bench vs. Clemson (Nov. 11) and had 10 points, knocking down pair of 3s</div> <div>• Played in 31 games (9 starts) in 2021-22 ; 4 games in SEC play with 4 assists (team 4-0 in those games)</div>
	MIN	PTS	REB	AST	FG%	3FG%	FT%																				
22-23	29.2	7.3	2.1	1.7	39.6	35.9	73.7																				
Career	22.4	5.4	1.9	1.8	36.8	32.2	72.9																				
2		<div>Chico Carter Jr. <i>SR. - G - 6-3 - 192 - COLUMBIA, S.C. // MURRAY STATE</i></div> <table><tr><th></th><th>MIN</th><th>PTS</th><th>REB</th><th>AST</th><th>FG%</th><th>3FG%</th><th>FT%</th></tr><tr><td>22-23</td><td>30.8</td><td>9.8</td><td>1.8</td><td>1.6</td><td>47.1</td><td>47.6</td><td>63.0</td></tr><tr><td>Career</td><td>20.8</td><td>8.4</td><td>1.4</td><td>1.6</td><td>47.2</td><td>44.1</td><td>79.4</td></tr></table> <div>Career Highs: 27 points, 6 rebounds*, 9 assists, 3 steals</div>		MIN	PTS	REB	AST	FG%	3FG%	FT%	22-23	30.8	9.8	1.8	1.6	47.1	47.6	63.0	Career	20.8	8.4	1.4	1.6	47.2	44.1	79.4	<div>• Out with knee injury ; shot 47.6 percent (49-of-103) from behind the arc, the best mark in the SEC</div> <div>• 11 double-figure outings ; 2 20-point games ; has eight games this season with 3 or more made 3s</div> <div>• Had 24 points in SEC opener at Vandy (Jan. 3) ; went 4-of-6 from 3, had 6 rebounds & 4 assists</div> <div>• Was 1-point shy of tying career-high with 26 points vs. Davidson (Nov. 18) ; was 6-of-8 from 3 (both career highs) and went 9-for-14 from the field in the game</div> <div>• 16 points in 60-58 win vs. Clemson (Nov. 11) ; was 4-of-6 from 3 & hit game-winner with 0.9 seconds left</div>
	MIN	PTS	REB	AST	FG%	3FG%	FT%																				
22-23	30.8	9.8	1.8	1.6	47.1	47.6	63.0																				
Career	20.8	8.4	1.4	1.6	47.2	44.1	79.4																				
4		<div>Tre-Vaughn Minott <i>MY-not</i> <i>JR. - F - 6-9 - 258 - MONTREAL, QUEBEC // NBA ACADEMY LATIN AMERICA</i></div> <table><tr><th></th><th>MIN</th><th>PTS</th><th>REB</th><th>BLK</th><th>FG%</th><th>3FG%</th><th>FT%</th></tr><tr><td>22-23</td><td>2.7</td><td>0.4</td><td>0.3</td><td>0.3</td><td>100</td><td>0.0</td><td>33.3</td></tr><tr><td>Career</td><td>6.8</td><td>1.8</td><td>1.7</td><td>0.4</td><td>68.6</td><td>0.0</td><td>23.1</td></tr></table> <div>Career Highs: 8 points, 6 rebounds, 3 blocks, 2 steals</div>		MIN	PTS	REB	BLK	FG%	3FG%	FT%	22-23	2.7	0.4	0.3	0.3	100	0.0	33.3	Career	6.8	1.8	1.7	0.4	68.6	0.0	23.1	<div>• Played in 14 games in 2021-22 with a pair of starts, averaging 2.0 points and 1.9 rebounds per game</div> <div>• Shot 81.3 percent from the floor (13-of-16) last season</div> <div>• Made six appearances in SEC play scoring four points at Miss. State (Feb. 1, 2022) and four points vs. No. 22/20 Tennessee (Feb. 5, 2022)</div> <div>• Had a career-high eight points in blowout win vs. Army (Dec. 22, 2021) ; Had six rebounds (tied career high) and three blocks (career high) at Clemson (Dec. 18, 2021)</div>
	MIN	PTS	REB	BLK	FG%	3FG%	FT%																				
22-23	2.7	0.4	0.3	0.3	100	0.0	33.3																				
Career	6.8	1.8	1.7	0.4	68.6	0.0	23.1																				
5		<div>Meechie Johnson <i>SO. - G - 6-2 - 180 - CLEVELAND, OHIO // OHIO STATE</i></div> <table><tr><th></th><th>MIN</th><th>PTS</th><th>REB</th><th>AST</th><th>FG%</th><th>3FG%</th><th>FT%</th></tr><tr><td>22-23</td><td>33.3</td><td>12.7</td><td>3.7</td><td>3.6</td><td>36.3</td><td>33.0</td><td>76.4</td></tr><tr><td>Career</td><td>21.2</td><td>7.0</td><td>2.1</td><td>1.9</td><td>35.0</td><td>33.4</td><td>72.2</td></tr></table> <div>Career Highs: 26 points*, 8 assists*, 7 rebounds*, 4 steals</div>		MIN	PTS	REB	AST	FG%	3FG%	FT%	22-23	33.3	12.7	3.7	3.6	36.3	33.0	76.4	Career	21.2	7.0	2.1	1.9	35.0	33.4	72.2	<div>• Has scored in double figures 19 times this season ; leads team in assists at 3.6 per game (9th in SEC)</div> <div>• 44-for-50 (88.0 percent) at the line in SEC play ; his 68 3s made are T-5th in SEC ; team 4-0 when he scores 20+</div> <div>• Scored career-high 26 points (6 3s) with 6 rebounds and 6 assists at UK (Jan. 10) to lead team to first win at Rupp Arena since 2009 ; first Gamecock since Sindarius Thornwell (2017) with 25, 5 & 5</div> <div>• Hit 6 3s and had 25 points in 65-58 win over WKU (Dec. 22)</div> <div>• Scored 17 points with 8 assists and 7 rebounds (both career highs) in OT win at Georgetown (Dec. 3)</div> <div>• Played in 43 games in two seasons at Ohio State (2020-22) making five starts</div>
	MIN	PTS	REB	AST	FG%	3FG%	FT%																				
22-23	33.3	12.7	3.7	3.6	36.3	33.0	76.4																				
Career	21.2	7.0	2.1	1.9	35.0	33.4	72.2																				
10		<div>Hayden Brown <i>GR. - F - 6-5 - 234 - GREER, S.C. // THE CITADEL</i></div> <table><tr><th></th><th>MIN</th><th>PTS</th><th>REB</th><th>AST</th><th>FG%</th><th>3FG%</th><th>FT%</th></tr><tr><td>22-23</td><td>30.0</td><td>11.4</td><td>4.9</td><td>1.2</td><td>43.3</td><td>21.5</td><td>66.0</td></tr><tr><td>Career</td><td>25.2</td><td>12.4</td><td>6.3</td><td>1.6</td><td>48.6</td><td>27.3</td><td>67.1</td></tr></table> <div>Career Highs: 37 points, 21 rebounds, 7 assists, 4 steals, 3 blocks*</div>		MIN	PTS	REB	AST	FG%	3FG%	FT%	22-23	30.0	11.4	4.9	1.2	43.3	21.5	66.0	Career	25.2	12.4	6.3	1.6	48.6	27.3	67.1	<div>• Led team with 18 points and two steals in 64-61 comeback road win at Ole Miss (Feb. 11)</div> <div>• Logged 19 points, six rebounds, three assists and a steal at Missouri (Feb. 7)</div> <div>• Had 17 points and 10 rebounds at Georgia (Jan. 28) for first double-double in Garnet & Black</div> <div>• In 111 career games at The Citadel (2017-2022), averaged 12.6 points, 6.7 rebounds and 1.7 assists while shooting 50.1 percent (516-of-1030) from the floor</div> <div>• Became the second player in The Citadel's program history to score 1,400 points and collect 700 rebounds</div> <div>• Two-time, First Team All-SoCon selection (2021, 2022); averaged 18.8 pts and 9.5 reb in 2021-22</div>
	MIN	PTS	REB	AST	FG%	3FG%	FT%																				
22-23	30.0	11.4	4.9	1.2	43.3	21.5	66.0																				
Career	25.2	12.4	6.3	1.6	48.6	27.3	67.1																				
12		<div>Zachary Davis <i>FR. - G - 6-8 - 192 - ORANGEBURG, S.C. // DENMARK-OLAR</i></div> <table><tr><th></th><th>MIN</th><th>PTS</th><th>REB</th><th>AST</th><th>FG%</th><th>3FG%</th><th>FT%</th></tr><tr><td>22-23</td><td>13.7</td><td>2.3</td><td>2.2</td><td>0.7</td><td>40.0</td><td>17.6</td><td>66.7</td></tr></table> <div>Season Highs: 13 points*, 6 rebounds*, 3 steals*, 2 assists*, 2 blocks*</div>		MIN	PTS	REB	AST	FG%	3FG%	FT%	22-23	13.7	2.3	2.2	0.7	40.0	17.6	66.7	<div>• Hit pair of big 3s, had five rebounds and career high three steals in 25 min vs. No. 2/2 Alabama (Feb. 22)</div> <div>• Led team with career-high 13 points vs. Texas A&M (Jan. 14) ; first career game in double figures</div> <div>• Pulled down career-high six rebounds and had his first career block vs. EMU (Dec. 30)</div> <div>• Made first career start vs. Upstate (Nov. 25) ; had seven points and four rebounds in 25 minutes</div> <div>• As a senior in HS, led Denmark-Olar to an 18-7 record after averaging 24.2 points, 9.3 rebounds, 8.2 assists, 3.1 steals and 2.6 blocks per game ; dad, Hercules, was high school coach ; two-time all-state pick</div>								
	MIN	PTS	REB	AST	FG%	3FG%	FT%																				
22-23	13.7	2.3	2.2	0.7	40.0	17.6	66.7																				
14		<div>Eli Sparkman <i>FR. - G - 6-0 - 153 - CLEVELAND, TENN. // BAYLOR SCHOOL</i></div> <table><tr><th></th><th>MIN</th><th>PTS</th><th>REB</th><th>AST</th><th>FG%</th><th>3FG%</th><th>FT%</th></tr><tr><td>22-23</td><td>5.8</td><td>1.3</td><td>0.6</td><td>0.3</td><td>50.0</td><td>57.1</td><td>100</td></tr></table> <div>Season Highs: 6 points*, 2 rebounds*, 1 assists*, 1 steal*</div>		MIN	PTS	REB	AST	FG%	3FG%	FT%	22-23	5.8	1.3	0.6	0.3	50.0	57.1	100	<div>• Has made a 3 in three consecutive games ; season-high six points (2 3s) at Miss. State (Feb. 28)</div> <div>• Outstanding student - was on President's List first semester (4.0 GPA)</div> <div>• Joined the Gamecocks as a walk-on prior to the start of the academic year ; originally came to school to just be a student but coaching staff reached out for him to join team</div> <div>• Was a three-year starter for the Baylor School (Chattanooga, Tenn.) ; led the Red Raiders to a state semifinal appearance and a pair of quarterfinal appearances</div>								
	MIN	PTS	REB	AST	FG%	3FG%	FT%																				
22-23	5.8	1.3	0.6	0.3	50.0	57.1	100																				
21		<div>Ja'Von Benson <i>JUH-Von</i> <i>JR. - F - 6-7 - 253 - COLUMBIA, S.C. // RIDGE VIEW</i></div> <table><tr><th></th><th>MIN</th><th>PTS</th><th>REB</th><th>BLK</th><th>FG%</th><th>3FG%</th><th>FT%</th></tr><tr><td>22-23</td><td>3.0</td><td>0.5</td><td>0.8</td><td>0.2</td><td>11.1</td><td>20.0</td><td>0.0</td></tr><tr><td>Career</td><td>6.6</td><td>1.9</td><td>2.4</td><td>0.5</td><td>31.6</td><td>16.7</td><td>30.0</td></tr></table> <div>Career Highs: 8 points, 8 rebounds, 2 blocks, 1 steal</div>		MIN	PTS	REB	BLK	FG%	3FG%	FT%	22-23	3.0	0.5	0.8	0.2	11.1	20.0	0.0	Career	6.6	1.9	2.4	0.5	31.6	16.7	30.0	<div>• Played in six games, averaging 3.3 points and 4.2 rebounds per contest in 2021-22</div> <div>• Had six points and five rebounds in season-high 17 minutes at Clemson (Dec. 18, 2021)</div> <div>• Scored career-high eight points vs. Allen (Dec. 14, 2021) ; went 3-for-6 from the floor</div> <div>• Pulled down a career-high eight rebounds in season-opening win vs. USC Upstate (Nov. 9, 2021)</div> <div>• Led Ridge View to back-to-back state titles his junior and senior year of high school</div>
	MIN	PTS	REB	BLK	FG%	3FG%	FT%																				
22-23	3.0	0.5	0.8	0.2	11.1	20.0	0.0																				
Career	6.6	1.9	2.4	0.5	31.6	16.7	30.0																				
23		<div>Gregory "GG" Jackson II <i>FR. - F - 6-9 - 215 - COLUMBIA, S.C. // RIDGE VIEW</i></div> <table><tr><th></th><th>MIN</th><th>PTS</th><th>REB</th><th>BLK</th><th>FG%</th><th>3FG%</th><th>FT%</th></tr><tr><td>22-23</td><td>31.9</td><td>15.1</td><td>6.0</td><td>0.8</td><td>37.9</td><td>32.3</td><td>67.2</td></tr></table> <div>Season Highs: 30 points*, 16 rebounds*, 4 steals*, 3 blocks*, 3 assists*</div>		MIN	PTS	REB	BLK	FG%	3FG%	FT%	22-23	31.9	15.1	6.0	0.8	37.9	32.3	67.2	<div>• Has scored in double-figures in 24 of 31 games as Gamecock ; team's leading scorer ; 10 20-point games</div> <div>• Had career-high 30 points vs. No. 16/17 Auburn (Jan. 21) ; missed first eight shots and finished game 10-of-13 (76.9%)</div> <div>• First 30-point game by a freshman in program history since Bruce Ellington (31) on Dec. 22, 2010 at Furman</div> <div>• Pulled down career-high 16 rebounds vs. WKU (Dec. 22) ; most rebounds in game since Chris Silva (17 - 3/5/19 at A&M)</div> <div>• Had 22 points (all in second half) in comeback road win at Georgetown (Dec. 3)</div> <div>• Scored 18 points and pulled down 10 rebounds for double-double in his collegiate debut against SC State (Nov. 8)</div> <div>• Highest ranked incoming freshman in program history and joined former standout PJ Dozier as the only five-star signees</div> <div>• Was named MVP of the 2022 National Basketball Players Association (NBPA) Top 100 Camp in early July</div> <div>• Avg. 22.1 points, 10.9 rebounds & 2.3 blocks per game in helping lead Ridge View to second-straight 5A title</div>								
	MIN	PTS	REB	BLK	FG%	3FG%	FT%																				
22-23	31.9	15.1	6.0	0.8	37.9	32.3	67.2																				
30		<div>Daniel Hankins-Sanford <i>FR. - F - 6-8 - 233 - CHARLOTTE, N.C. // JULIUS L. CHAMBERS</i></div> <table><tr><th></th><th>MIN</th><th>PTS</th><th>REB</th><th>BLK</th><th>FG%</th><th>3FG%</th><th>FT%</th></tr><tr><td>22-23</td><td>8.0</td><td>2.4</td><td>2.1</td><td>0.1</td><td>35.0</td><td>20.0</td><td>53.8</td></tr></table> <div>Season Highs: 8 points*, 8 rebounds*, 3 assists*, 1 block*, 1 steal*</div>		MIN	PTS	REB	BLK	FG%	3FG%	FT%	22-23	8.0	2.4	2.1	0.1	35.0	20.0	53.8	<div>• Led the bench with seven points vs. Vanderbilt (Feb. 14) ; went 3-of-5 from the field</div> <div>• Came off the bench and scored a career-high eight points in 74-64 win over EMU (Dec. 30)</div> <div>• Had career-high eight rebounds (three offensive) in just 12 minutes of action vs. WKU (Dec. 22)</div> <div>• Three-star prospect, rated in the top-200 nationally and fifth in the state of the North Carolina via 247Sports</div> <div>• Played varsity all four years at Julius L. Chambers High School (2018-22) ; as a senior, led the Cougars to a 22-7 overall record after averaging 16.5 points, 7.9 rebounds, 1.9 steals and 1.8 assists per game</div>								
	MIN	PTS	REB	BLK	FG%	3FG%	FT%																				
22-23	8.0	2.4	2.1	0.1	35.0	20.0	53.8																				
31		<div>Benjamin Bosmans-Verdonk <i>BOSE-mans-ver-DONK</i> <i>RJR. - F - 6-9 - 250 - LOMMEL, BELGIUM // ILLINOIS</i></div> <table><tr><th></th><th>MIN</th><th>PTS</th><th>REB</th><th>BLK</th><th>FG%</th><th>3FG%</th><th>FT%</th></tr><tr><td>22-23</td><td>15.2</td><td>2.0</td><td>3.1</td><td>0.2</td><td>39.3</td><td>0.0</td><td>59.3</td></tr><tr><td>Career</td><td>10.1</td><td>1.6</td><td>2.2</td><td>0.1</td><td>41.5</td><td>0.0</td><td>50.0</td></tr></table> <div>Career Highs: 8 points*, 10 rebounds, 6 assists, 2 steals*, 2 blocks</div>		MIN	PTS	REB	BLK	FG%	3FG%	FT%	22-23	15.2	2.0	3.1	0.2	39.3	0.0	59.3	Career	10.1	1.6	2.2	0.1	41.5	0.0	50.0	<div>• Matched career-high with eight points vs. Upstate (Nov. 25) ; added seven rebounds, eight assists, pair of steals and a block ; team was +22 in his 30 minutes on the floor</div> <div>• Graduated in three years from Illinois and is currently enrolled in South Carolina School of Law</div> <div>• Saw limited action in 41 games with two starts in three seasons at Illinois (2019-22)</div> <div>• Played in a career-high 24 games for the Illini in 2021-22, averaging 1.6 points and 2.1 rebounds in 7.8 minutes per contest</div> <div>• Shot 47.2 percent (17-for-36) from the floor in redshirt sophomore season at Illinois</div> <div>• Was on pair of NCAA Tournament teams (2021, 2022) Big Ten Champion squads (2021, 2022)</div>
	MIN	PTS	REB	BLK	FG%	3FG%	FT%																				
22-23	15.2	2.0	3.1	0.2	39.3	0.0	59.3																				
Career	10.1	1.6	2.2	0.1	41.5	0.0	50.0																				
33		<div>JOSH GRAY <i>JR. - F - 7-0 - 255 - BROOKLYN, N.Y. // LSU</i></div> <table><tr><th></th><th>MIN</th><th>PTS</th><th>REB</th><th>BLK</th><th>FG%</th><th>3FG%</th><th>FT%</th></tr><tr><td>22-23</td><td>16.7</td><td>4.4</td><td>6.3</td><td>0.9</td><td>51.9</td><td>0.0</td><td>46.2</td></tr><tr><td>Career</td><td>12.7</td><td>3.3</td><td>4.5</td><td>0.7</td><td>51.7</td><td>0.0</td><td>41.9</td></tr></table> <div>Career Highs: 20 points*, 14 rebounds*, 3 blocks*, 2 steals*, 2 assists*</div>		MIN	PTS	REB	BLK	FG%	3FG%	FT%	22-23	16.7	4.4	6.3	0.9	51.9	0.0	46.2	Career	12.7	3.3	4.5	0.7	51.7	0.0	41.9	<div>• Has made career-high 14 starts this season ; eight games (seven in SEC play) with 10+ rebounds</div> <div>• Had 20 points, 14 rebounds (both career highs) vs. Arkansas (Feb. 4) ; went 9-of-14 (64.2%) with 5 dunks</div> <div>• Pulled down career-high 14 rebounds vs. Miss. State (Jan. 31) ; eight of them were offensive boards</div> <div>• Notched first career double-double with 11 points and 13 rebounds at Florida (Jan. 25)</div> <div>• Had game-high 10 rebounds in just 19 minutes vs. Clemson (Nov. 11)</div> <div>• Saw action in 25 games (three starts) during first season in Garnet and Black in 2021-22 ; 2.9 ppg & 3.5 rpg</div>
	MIN	PTS	REB	BLK	FG%	3FG%	FT%																				
22-23	16.7	4.4	6.3	0.9	51.9	0.0	46.2																				
Career	12.7	3.3	4.5	0.7	51.7	0.0	41.9																				
44		<div>FORD COOPER JR. <i>SR. - G - 6-3 - 193 - CHARLOTTE, N.C.</i></div> <div>- Played in career high 18 games this season for Carolina</div> <div>- Had six points vs. A&M (Jan. 14) ; his most as Gamecock</div>	<div>- projected starters shaded in gray</div> <div>- projected starters based on previous game</div> <div>- * career high reached this season</div>																								

STAT COMPARISON

	CAROLINA	OLE MISS	NCAA Rank
Record	11-20	11-20	279/279
Conference Record	4-14	3-15	-
Current Streak	W1	L2	-
Scoring Avg.	64.5	67.9	327/271
Opponent Scoring Avg.	72.8	69.3	257/148
Scoring Margin	-8.4	-1.4	334/247
Field Goal %	40.3	42.3	339/291
Opponent Field Goal %	46.6	43.7	320/175
3-Point Field Goal %	32.4	29.7	273/338
Opponent 3-Point Field Goal %	33.6	33.9	174/190
3-Point Field Goals Made PG	7.7	6.0	147/305
3-Point Field Goal Attempts PG	23.7	20.3	273/237
Free Throw %	65.8	69.8	324/248
Opponent Free Throw %	67.5	74.1	-
Rebounding Avg.	34.2	36.0	221/104
Opponent Rebounding Avg.	34.9	34.1	-
Rebounding Margin	-0.7	+1.9	237/139
Turnovers Avg.	13.3	12.4	247/178
Opponent Turnover Avg.	10.5	12.1	325/178
Assists Avg.	11.0	13.1	322/174
Blocks Avg.	2.7	3.9	239/82
Steals Avg.	4.9	7.0	325/111

NCAA stats games through Sunday, March 5

INTERVIEW POLICIES

All interview requests must be made in advance to Associate Director Michael DeBates in the South Carolina Athletics Communications and Public Relations Office.

Post-Game Interview Policy: After each home game, the South Carolina student-athletes will address the media first, then head coach Lamont Paris. Visiting team press conferences may be conducted via Zoom. Each team will provide a link to its own press conference. There may be exceptions in which the visiting head coach will come to the media room for an in-person press conference. (Depending on deadline, this may be altered on a game-by-game basis).

Road Interview Policy: Interviews with coach Paris and Gamecock student-athletes while on the road will be scheduled according to the home/event post-game media procedure (non-conference play).

All interviews are to be coordinated through the Communications and Public Relations Office. This allows the staff to arrange the interview when it best suits the student-athlete's and the reporter's schedules. Please contact the Communications and Public Relations Office in advance to make your interview requests. Media are not permitted to contact student-athletes on their own at any time.

All interviews will take place at the designated media interview site for that day as listed in the weekly availability schedule.

Dormitory, apartment and cell phone numbers for student-athletes will not be provided to the media. Should you need to conduct a telephone interview with a student-athlete, a call will be placed to you from the student-athlete at a mutually agreeable time.

SOUTH CAROLINA MEDIA RELATIONS

Michael DeBates, primary contact

Associate Director

cell: 712-348-5863

e-mail: mdebates@mailbox.sc.edu

Twitter: @mdebates

SOUTH CAROLINA MEN'S BASKETBALL ONLINE

Website: www.GamecocksOnline.com/sports/mens-basketball

Facebook: www.facebook.com/GamecockMBB

Twitter: @GamecockMBB

Instagram: @GamecockMBB

NOTABLE NUMBERS

52.0%

> Carolina shot a season-best 52.0 percent (26-50) at Mizzou (Feb. 7). Six of the nine games Carolina has shot above 40.0 percent in SEC play have been on the road. The team is 3-4 in those road contest.

7

> Paris was a part of the Wisconsin coaching staff that made seven straight appearances in the NCAA Tournament. Included in that stretch was a National Championship Game appearance (2015), Final Four (2014) and four Sweet 16s (2011-12, 2016-17).

9.9

> Josh Gray is averaging 9.9 rebounds per game over his last 13 outings. He leads the team with 10+ rebounds in eight games (seven in SEC play).

12.3

> Since entering the starting lineup at Mizzou (Feb. 7), Jacobi Wright is averaging 12.3 points per game. He's 32-of-63 (50.8%) from the field and 12-of-26 from 3 (46.2%).

A SOUTH CAROLINA WIN WOULD ...

- Be its first in the SEC Tournament since defeating Ole Miss 85-84 in the opening round on March 7, 2018 in St. Louis at the Scottrade Center (now Enterprise Center).
- Improve South Carolina to 22-30 (.431) all-time in SEC Tournament games.
- Improve Lamont Paris' record in conference tournament games to 6-4 (.600).
- Be the Gamecocks' sixth win all-time over Ole Miss in the SEC Tournament.

JACKSON ONE OF THE LEAGUE'S BEST

> Standout freshman Gregory "GG" Jackson II was named to the Coaches SEC All-Freshman Team (March 6). Jackson becomes the 13th player in program history to be named to the SEC All-Freshman Team. It's the second straight year the Gamecocks have put someone on the all-freshman squad (Devin Carter last year), marking the first time that's happened since 2013 (Michael Carrera) and 2014 (Sindarius Thornwell). The Columbia, S.C., native has lived up to the hype, leading the team in scoring at 15.1 points per game (9th in the SEC, second amongst freshman in the league behind only Alabama's Brandon Miller and T-7th amongst freshmen nationally). He's scored 20 or more points 10 times this season, the most 20-point games by a freshman in program history since Carolina joined the SEC in 1991-92. Jackson had a career-high 30 points against then No. 16/17 Auburn on Jan. 21, becoming the first Gamecock freshman since Bruce Ellington (31 points on Dec. 22, 2010 at Furman) to score 30 or more points in a game.

SENIOR DAY SENDOFF

> South Carolina defeated Georgia, 61-55, in the regular season finale (March 4) sending graduate transfer Hayden Brown off victorious in his final game at CLA. Meechie Johnson led all scorers with 18 points and seven assists. Jacobi Wright had 14 and Brown scored 13. After struggling most of the day, the Gamecocks made 5-of-6 at the free throw line late to seal the win. It was one of the team's best defensive performances of the season, limiting Georgia to 37.3 percent shooting. Carolina, who notched its 13th win in the last 14 games with the Bulldogs, became the first team to beat Georgia this season scoring less than 70 points. They came in 14-0 when holding opponents below 70 this season.

DON'T DO ME LIKE THAT

> South Carolina gave No. 2/2 Alabama (Feb. 22) everything it could handle in a late night Wednesday tip at CLA. The Crimson Tide won 78-76 as Brandon Miller made a left-handed layup with 0.9 seconds remaining in overtime. Meechie Johnson's prayer at the buzzer

hit back iron as Carolina nearly won it's first game over a top-five opponent since defeating No. 1/1 Kentucky in 2010, 68-62. Miller finished with 41 points, the first 40-point game against the Gamecocks since Austin Carr of Notre Dame had 43 against Carolina on Dec. 30, 1969 in New Orleans, La. GG Jackson led Carolina with 19. Johnson had 18 and Jacobi Wright also matched his career high with 18, including several key buckets late in the game and in overtime. There were 10 lead changes in the back-and-forth contest. Each team's largest lead was seven, both coming in the opening 10 minutes of action. With the loss, Carolina's record fell to 0-3 in overtime in SEC play this season.

THE TEAM THE TEAM THE TEAM

> It was a total team effort as South Carolina got back on track with a 82-73 win at LSU (Feb. 18). The Gamecocks led wire-to-wire and hit a season-high 15 3s, one off of tying the school record. The last time Carolina made 15 3s was when the team went 15-of-26 (57.7%) in a 98-69 home win vs. Auburn on Jan. 24, 2017. Meechie Johnson and GG Jackson led the Gamecocks in Baton Rouge with 20 points each. Jacobi Wright added a career-high 18 and Hayden Brown had 16. Johnson (5-for-9) and Wright (5-for-8) each made 5 3s. The last time the Gamecocks had multiple players with five or more 3s was that same game against the Tigers. Carolina greats Sindarius Thornwell (5-of-7) and Duane Notice (6-of-9) were the duo in that one. The Gamecocks also went 17-of-18 (94.4%) at the free throw line in the road victory at PMAC on Saturday. It was the team's first win at LSU since the 2017 Final Four season.

MR. WRIGHT

> Jacobi Wright led south Carolina to a 64-61 comeback road victory at Ole Miss (Feb. 11). He started and scored a (then) career-high 17 points on 6-of-9 shooting (3-of-5 from behind the arc.). Wright made a clutch 3-pointer with 44 seconds to go to put Carolina ahead for good, 61-59. Hayden Brown added a team-high 18 points and Meechie Johnson scored six of the team's final nine points in the last 1:19 of the game. The victory snapped an eight-game losing skid in league action. It was just Carolina's fourth win all-time in Oxford.

CAROLINA BENCH PRODUCTION

GAME	SC-OPP	DIFF.	SC HIGH BENCH SCORER
SC State	13-40	-27	Hankins-Sanford, 5
Clemson	18-17	+1	Wright, 10
vs. Colorado State	15-27	-12	Wright, 8
vs. Davidson	4-15	-9	Gray, Hankins-Sanford, 2
vs. Furman	12-31	-19	Wright, 7
USC Upstate	6-18	-12	Cooper Jr., 4
at George Washington	20-9	+11	Johnson, 6
at Georgetown	8-6	+2	Wright, 6
Presbyterian	10-21	-11	Wright, 6
at UAB	6-11	-5	Wright, 6
vs. East Carolina	4-8	-4	Gray, Wright, 2
Western Kentucky	5-8	-3	Wright, 3
Eastern Michigan	17-7	+10	Hankins-Sanford, 8
at Vanderbilt	10-64	-54	Gray, 5
Tennessee	12-35	-23	Wright, 7
at Kentucky	11-31	-20	Hankins-Sanford, 5
Texas A&M	14-31	-17	Cooper Jr., 6
Ole Miss	13-10	+3	Davis, 6
Auburn	10-14	-4	Gray, 6
at Florida	21-20	+1	Gray, 11
at Georgia	16-27	-11	Wright, 13
Miss. State	9-12	-3	Wright, 7
Arkansas	4-20	-16	Wright, 4
at Missouri	23-25	-2	Jackson II, 23
at Ole Miss	7-26	-19	Jackson II, 5
Vanderbilt	12-9	+3	Hankins-Sanford, 7
at LSU	6-15	-9	Davis, 4
Alabama	9-5	+4	Davis, 6
at Tennessee	7-37	-30	Sparkman, 3
at Miss. State	8-17	-9	Sparkman, 6
Georgia	4-15	-11	Davis, Minott, 2

CAROLINA SPECIALTY STATS

(PP) points in paint; (OT) points off turnovers; (2nd) second chance points; (FB) fast break points

(South Carolina-Opponent)

GAME	PP	OT	2ND	FB
SC State	34-22	16-15	24-6	17-18
Clemson	20-30	16-25	8-6	4-12
vs. Colorado State	14-54	11-19	11-5	0-7
vs. Davidson	30-28	14-14	10-8	11-2
vs. Furman	32-24	4-23	10-10	3-18
USC Upstate	40-36	13-4	10-12	5-2
at George Washington	22-34	10-11	6-23	11-16
at Georgetown	34-36	4-23	21-11	4-10
Presbyterian	36-36	14-10	12-3	8-4
at UAB	26-40	19-14	12-19	10-6
vs. East Carolina	26-22	6-16	16-4	0-10
Western Kentucky	20-26	7-10	11-7	7-11
Eastern Michigan	34-10	14-7	12-4	12-6
at Vanderbilt	32-36	14-11	8-6	4-20
Tennessee	16-36	4-20	2-20	6-8
at Kentucky	26-32	9-20	21-12	6-12
Texas A&M	16-38	21-18	7-27	7-10
Ole Miss	30-20	9-10	6-8	13-15
Auburn	20-46	5-22	7-12	9-27
at Florida	26-40	4-16	21-7	3-21
at Georgia	28-40	10-17	20-8	2-10
Miss. State	16-42	11-21	19-12	2-19
Arkansas	34-38	14-8	12-10	8-8
at Missouri	28-22	7-18	11-12	10-11
at Ole Miss	18-24	14-16	9-10	6-12
Vanderbilt	24-22	14-13	11-22	5-4
at LSU	20-36	7-8	16-23	9-10
Alabama	24-40	17-19	2-9	6-21
at Tennessee	24-46	3-21	4-18	0-6
at Miss. State	26-40	8-17	12-10	0-15
Georgia	32-24	10-19	5-14	5-11
SC Total	808	336	367	191
SC Average	26.1	10.8	11.8	6.2
Opp Total	980	485	350	352
Opp Average	31.6	15.6	11.3	11.4



SOUTHEASTERN CONFERENCE STANDINGS

As of Sunday, March 5, 2023

Team	Conference	Overall
Alabama	16-2	26-5
Texas A&M	15-3	23-8
Kentucky	12-6	21-10
Missouri	11-7	23-8
Tennessee	11-7	23-8
Vanderbilt	11-7	18-13
Auburn	10-8	20-11
Florida	9-9	16-15
Mississippi State	8-10	20-11
Arkansas	8-10	19-12
Georgia	6-12	16-15
South Carolina	4-14	11-20
Ole Miss	3-15	11-20
LSU	2-16	13-18

SCORES AND SCHEDULE IN THE SEC

Saturday, March 4

*at #24 Texas A&M 67, #2 Alabama 61

*at South Carolina 61, Georgia 55

*at Auburn 79, #12 Tennessee 70

*#23 Kentucky 88, at Arkansas 79

*at Missouri 82, Ole Miss 77

*at Florida 79, LSU 67

*at Vanderbilt 77, Mississippi State 72

2023 SEC Tournament

Wednesday, March 8

12 South Carolina vs. 13 Ole Miss SEC Network 7:00 pm

11 Georgia vs. 14 LSU SEC Network 9:00 pm

Thursday, March 9

8 Florida vs. 9 Mississippi State SEC Network 1:00 pm

5 Tennessee vs. Game 1 winner SEC Network 3:00 pm

7 Auburn vs. 10 Arkansas SEC Network 7:00 pm

6 Vanderbilt vs. Game 2 winner SEC Network 9:00 pm

Friday, March 10

1 Alabama vs. Game 3 winner ESPN 1:00 pm

4 Missouri vs. Game 4 winner ESPN 3:00 pm

2 Texas A&M vs. Game 5 winner SEC Network 7:00 pm

3 Kentucky vs. Game 6 winner SEC Network 9:00 pm

Saturday, March 11

SEC Tournament Game 11 ESPN 1:00 pm

SEC Tournament Game 12 ESPN 3:00 pm

Sunday, March 12

Championship Game (Game 13) ESPN 1:00 pm

ASSOCIATED PRESS TOP 25

Week 18 (March 6, 2023)

RK	TEAM	REC	PTS	TREND
1	Houston (58)	29-2	1522	-
2	UCLA (3)	27-4	1452	↑ 2
3	Kansas	25-6	1368	-
4	Alabama	26-5	1343	↓ 2
5	Purdue	26-5	1274	-
6	Marquette	25-6	1218	-
7	Texas	23-8	1100	↑ 2
8	Arizona	25-6	1042	-
9	Gonzaga	26-5	1031	↑ 1
10	Baylor	22-9	961	↓ 3
11	UConn	24-7	847	↑ 3
12	Kansas State	23-8	838	↓ 1
13	Virginia	23-6	791	-
14	Miami	24-6	761	↑ 2
15	Xavier	23-8	641	↑ 4
16	Saint Mary's	25-6	587	↑ 1
17	Tennessee	22-9	573	↓ 5
18	Texas A&M	23-8	507	↑ 6
19	Indiana	21-10	481	↓ 4
20	San Diego State	24-6	370	↓ 2
21	Duke	23-8	293	↑ 5
22	TCU	20-11	193	-
23	Kentucky	21-10	138	-
24	Creighton	20-11	133	↑ 2
25	Missouri	23-8	66	↑ 1

Others receiving votes: Oral Roberts 54, Florida Atlantic 53, Utah State 32, Providence 26, Iowa State 23, Northwestern 16, West Virginia 15, Toledo 10, Pittsburgh 10, Charleston 9, Michigan State 9, VCU 8, Boise State 7, Iowa 5, USC 5, Vanderbilt 3, Memphis 3, Maryland 3, Arkansas 2, Drake 1, North Texas 1

Dropped from rankings: Providence 20, Maryland 21, Pittsburgh 25

COACHES POLL TOP 25

Week 18 (March 6, 2023)

SERIES BREAKDOWN

> The Rebels have won four of the last six games dating back to Feb. 5, 2020.
> Carolina has won back-to-back games in Oxford the past two seasons for the first time ever in the series.
> The two teams have met twice in the conference tournament since 2018. Carolina won 85-84 in the opening round in St. Louis on March 7, 2018. The Rebels won 76-59 in the second round on March 11, 2021 in Nashville.

VS. OLE MISS (24-22, REBELS LEAD)

SOUTH CAROLINA ALL-TIME RECORDS VS. OLE MISS

H: 12-4 ; A: 4-15 ; N: 6-5

Last 10 games in the series...

M 4, 2017	A	70-75		L
D. 31, 2017	A	69-74		L
M. 7, 2018	N	85-84	W	
F. 19, 2019	H	79-64	W	
F. 5, 2020	A	70-84		L
F. 13, 2021	H	74-81		L
M. 11, 2021	N	59-76		L
F. 15, 2022	A	77-74 (OT)	W	
J. 17, 2023	H	58-70		L
F. 11, 2023	A	64-61	W	

TRACKING GG

> Highly touted freshman Gregory "GG" Jackson II's 15.1 points per game average is T-7th nationally amongst freshmen. Jackson has had a team-high, ten 20-point games this season. His ten 20-point games are the most by a Gamecock freshman since Carolina joined the SEC in 1991-92.

NATIONAL FRESHMEN SCORING LEADERS

1. Brandon Miller (Alabama) - 19.6 ppg
2. Nate Carmese (Lamar) - 17.6 ppg
3. Brice Sensabaugh (Ohio State) - 16.5 ppg
4. Judah Mintz (Syracuse) - 16.2 ppg
5. Keyonte George (Baylor) - 16.0 ppg
6. Taylor Hendricks (UCF) - 15.6 ppg
7. Gregory "GG" Jackson II (South Carolina) - 15.1 ppg
7. Jackson Paveletzke (Wofford) - 15.1 ppg
9. Kyle Filipowski (Duke) - 15.0 ppg
10. Aidan Mahaney (St. Mary's) - 14.6 ppg

Through games played Sunday, March 6*



NOTABLE NUMBERS

68 3s

Meechie Johnson has made 68 3s so far this season through 31 games played (2.2 per game), which is 8th in the SEC. Johnson's made four or more 3s five times and the team is 5-1 in those games (only loss to #2/2 Alabama in OT on Feb. 22).

30

GG Jackson scored a career-high 30 points vs. No. 16/17 Auburn (Jan. 21). He became the first freshman in program history with a 30-point game since Bruce Ellington (31 points on 12/22/10 at Furman).

14

Josh Gray pulled down a career-high 14 rebounds in back-to-back games vs. Miss. State (Jan. 31) and Arkansas (Feb. 4). 15 of those 28 boards were on the offensive end. He leads the team in SEC action, averaging 7.9 rebounds per game. Gray has had eight 10+ rebound games this season.

BIG MOVES FOR BIG JOSH

> Josh Gray has recently put the best stretch of his career together over the past 13 games dating back to No. 16/17 Auburn (Jan. 21). Over the stretch he's averaging 6.8 points and 9.9 rebounds per game. Gray has 54 offensive rebounds (4.2 per game) and 75 defensive rebounds (5.8 per game) in the stretch. He's 36-of-70 from the field, good for 51.4 percent. Gray has done all this while averaging just 23.2 minutes per game for an extremely high rate of efficiency. He had his first career double-double at Florida (Jan. 25) with 11 points and 13 rebounds. He pulled down a career-high 14 rebounds (eight offensive) vs. Miss. State (Jan. 31). He followed that performance up with 14 more rebounds and a career-high 20 points for his second double-double in the last five four games. Against the Razorbacks, Gray was 9-for-14 (64.3 percent) with five dunks. In SEC play this season via KenPom, Josh Gray had the best offensive rebound percentage (18.8 percent) and best defensive rebound percentage (27.3 percent).

TOUGH ONE IN OT IN ATHENS

> South Carolina's 12-game win streak against Georgia (dated back to Jan. 4, 2017) was snapped at Stegeman Coliseum on Jan. 28. The Gamecocks fell in OT, 81-78, in a game they led for 33 minutes and led by double digits with 6:31 to go in regulation. The Bulldogs took advantage of a favorable whistle late, going 19-for-25 (76.0 percent) at the line in the second half and OT period. Fouls were in Georgia's favor 17-8 the final 35 minutes of the game. Six of the Bulldogs eight points in OT came at the free throw line. The Gamecocks fell to 0-2 in OT games in league play with the loss. Five players scored in double figures for Carolina and the team knocked down a season-high 13 3s. Chico Carter Jr. (4-for-5) and Jacobi Wright (4-for-5) were a combined 8-for-10 from behind the arc.

TWO DOUBLE-DOUBLES PLEASE

> GG Jackson (20 points, 10 rebounds) and Josh Gray (11 points, 13 rebounds) each posted double-doubles in Carolina's recent trip to Gainesville to face Florida (Jan. 25). Gray's 11 points were the first time he's scored in double figures and his 13 boards were a career-high. It marked his first double-double in college. Jackson's double-double was his team-leading third of the season and first in SEC action. The last time two players had double-doubles for Carolina was Maik Kotsar and Keyshawn Bryant on Feb. 26, 2020 in a 94-90 win over Georgia at CLA.

3EECHIE JOHNSON EN FUEGO

> Transfer point guard Meechie Johnson went on a tear after a breakout game in a road win at Georgetown back on Dec. 3. He scored in double-figures in 10-straight games (best mark of his career and was snapped vs. Ole Miss on Jan. 17) and averaged 16.8 points, 4.7 rebounds and 3.9 assists per game

in the stretch. He went 58-of-137 (42.3%) from the field, 30-of-83 (36.1%) from 3 and 22-of-29 (75.9%) at the free throw line. The Cleveland, Ohio, native scored a career-high 26 points on Jan. 10 in helping lead the Gamecocks to their first win at Rupp Arena over Kentucky since 2009. He also led the team with six rebounds and six assists. Johnson became the first South Carolina player with 25 points, five rebounds and five assists in a game since Gamecock great Sindarius Thornwell (25 points, eight rebounds and six assists) on March 4, 2017 at Ole Miss. He had two games in the 10-game scoring stretch where he made six 3s: vs. Western Kentucky (Dec. 22) and at Kentucky (Jan. 10).

SHOWING UP AT RUPP

> The Gamecocks shocked Big Blue Nation with a 71-68, wire-to-wire victory on Jan. 10 thanks to a career-high 26 points from Meechie Johnson (6-of-10 from 3). It was Carolina's first win at Rupp Arena since 2009 and just its third all-time since joining the SEC in 1992. Lamont Paris joined Eddie Fogler (1997) and Darrin Horn (2009) as the only Gamecock head coaches all-time to win in the historic building. The Gamecocks out-rebounded the Wildcats 32-28 and held a 21-12 advantage in second chance points. Carolina made a season-high 11 3s and shot 55.0 percent (11-of-20) from behind the arc.

FREE THROWS FREE THROWS FREE THROWS FREE THROWS

> Vanderbilt took a hard-fought game over the Gamecocks on SEC opening night (Jan. 3), 84-79 in overtime at Memorial Gym. Hayden Brown forced OT with a made alley-op with .03 seconds remaining. In OT, the Commodores went 13-of-14 at the free throw line, nearly shooting as many free throws as Carolina did the entire game (15). Chico Carter Jr. led the Gamecocks with 24 points, six rebounds and four assists. It was Carter's first career 20-point game in SEC play.

REAL RECOGNIZE REAL

> GG Jackson was named the CBS Sports/USB-WA Freshman of the Week for the second time this season on Tuesday, Jan. 3, fresh off a game in which he scored a career-high 24 points in the non-conference finale vs. Eastern Michigan (Dec. 30), squaring off against the Eagles' Emoni Bates. Jackson had a game-high nine rebounds and also made a career-best four 3s in the contest.

GG WAS HITTING FROM THREE

> GG Jackson scored 24 points in the team's 74-64 win over Emoni Bates and Eastern Michigan in the non-conference finale. He made a career-high four 3s and also pulled down a game-high nine rebounds. Carolina had its best first half of the season, scoring 40 points while shooting 54.8 percent (17-of-31) in building a double-digit advantage over the Eagles. The Gamecocks were dominate on the glass again with a 46-30 advantage. Chico

Carter Jr. has 15 points and was an efficient 6-of-7 from the floor. Meechie Johnson had 10 to extend his double-figure scoring streak to six games. Carolina finished the non-conference slate a perfect 6-0 at CLA.

MEECHIE ON THE NICE LIST

> Meechie Johnson scored a career-high 25 points, going 6-of-11 from downtown, in a 65-58 victory over Western Kentucky (Dec. 22) right before Christmas. He had 15 points in the first half after going 5-of-8 from behind the arc. GG Jackson pulled down a career-high 16 rebounds (most by a Gamecock since Chris Silva had 17 at A&M on 3/5/19) and added 12 points for his second double-double of the season. The Gamecocks pulled down a season-high 51 rebounds and also limited the Hilltoppers to just 36.4 percent shooting and 20 made field goals, both season lows for opponents. WKU came into the game fourth in the nation in 3-point shooting at 42.1 percent. The Gamecocks limited the Hilltoppers to just 13.6 percent (3-of-22) from distance.

ROAD DAWGS

> Carolina bounced back from a tough road loss to start its two-game D.C. road swing with a 74-71 overtime victory at Georgetown (Dec. 3). Meechie Johnson made the go-ahead, 3-point basket with 25 seconds to go. He had a career day with 17 points, eight assists and seven rebounds - all career highs. GG Jackson scored a team-high 22 points (9-for-19 FGs), all coming in the second half after going 0-for-5 the first 20 minutes. The Gamecocks trailed by 11 at the half. In the second half and overtime, South Carolina combined to shoot 20-of-37 (54.1 percent) from the field. The Gamecocks were 15-for-21 (71.4 percent) on 2-point shots in the second half and overtime combined. It was the team's first true road win and first win away from Colonial Life Arena this season.

EXTRA! EXTRA! READ ALL ABOUT HIM - JACKSON II EARNS SEC FRESHMAN OF THE WEEK

> Forward Gregory "GG" Jackson II was named SEC Freshman of the Week on Monday, Nov. 14, after leading the Gamecocks to a pair of wins the first week of the season. He averaged 15.0 points and 9.0 rebounds.

CASH MONEY CARTER CLOSES OUT TIGERS IN RIVALRY MATCHUP AT CLA

> Chico Carter Jr. went the length of the floor and made a contested jumper with 0.9 seconds left to lead South Carolina to victory over in-state rival Clemson, 60-58. The Columbia, S.C., native scored a game-high 16 points and went 4-of-6 from deep. Gregory "GG" Jackson II had 12 points and eight rebounds. Jacobi Wright added 10 points off the bench and Josh Gray contributed with a game-high 10 rebounds and three blocks. It marked the team's first win at home vs. the Tigers since a 68-45 victory on Dec. 19, 2014. New head coach Lamont Paris became the first Gamecock coach since Dave Odom (won 81-59 on 12/8/01 at Clemson) to defeat Clemson in his first season.

PARIS WELCOMES TWO PALMETTO PRODUCTS ON SIGNING DAY

> Arden Conyers and Collin Murray-Boyles, both Palmetto State products, each signed National Letters of Intent to continue their athletic careers as Gamecocks in the fall of 2023 on Nov. 9 as a part of the early signing period. They're the first high school signees in Garnet & Black under Paris' watch at Carolina. Conyers, a 6-6, 180-pound guard from Blythewood, S.C., is the third ranked player in the state per 247Sports and No. 4 by On3.

com. He ranks just outside the top-200 nationally. An all-region pick last season at Westwood High School, he averaged 18.5 points, 5.8 rebounds and 1.5 assists per game for the Redhawks. He will hit the 1,000-career point mark in his senior season. He was recently named one of five to the South Carolina Basketball Coaches Association (SCBA) Elite Boys Preseason Team. Murray-Boyles, a 6-7, 200-pound forward from Columbia, S.C. is the third-ranked player in the state and No. 117 in his class via On3.com. He is set to finish his high school career this winter at Wasatch Academy in Mount Pleasant, Utah after prepping at AC Flora the past three seasons. He helped lead the Falcons to a 24-7 record as a junior and appearance in the state title game. Murray-Boyles averaged 18.3 points, 11.4 rebounds, 5.3 blocks and 2.5 assists per game last season at Flora. His older brother played collegiately at UNC Pembroke.

ORDER ON THE COURT

> The Honorable L. Casey Manning enters his 30th season as an analyst for men's basketball games on the Gamecock Radio Network. He joined the broadcast team for the 1993-94 season and worked alongside legendary South Carolina play-by-play man Bob Fulton. Manning has worked alongside current play-by-play man Derek Scott since 2016-17. The Gamecocks advanced to the school's first ever Final Four their first year working together. Manning, a Dillon, S.C. native, played for the Gamecocks from 1970-73 and made history as the first African-American scholarship player in program history. He graduated from the South Carolina School of Law in 1977 and has served as Circuit Court Judge for the Fifth Judicial Court since 1994. Manning retired on Dec. 31, 2022.

> On Dec. 8, 2022, at a retirement function at the USC Alumni Center, Manning received the Order of the Palmetto from Gov. Henry McMaster, the highest civilian honor granted in the state of South Carolina.

> Two streets were also named after him, one in downtown Columbia near the courthouse he worked in and the other in his hometown of Dillon, S.C.

> On May 7, 2022, Manning received an honorary doctor of laws degree from the Board of Trustees at commencement. It is the highest degree you can receive from the university.

> He joins Dave Kellum (33rd season as Ole Miss ppx) as the only members of the 30-year club on radio broadcast in the SEC.

BY THE NUMBERS

14-1 - The Gamecocks handed Georgia their first loss of the season when allowing less than 70 points, defeating the Bulldogs 61-55 on Senior Day (March 4).

94.4% - South Carolina went 17-of-18 at the FT line in a road win at LSU (Feb. 18). It was the team's third highest road percentage mark all-time (min. 10 made FTs) in SEC play and highest since making 11-of-11 at Vanderbilt on Jan. 28, 2004.

15 3s - The Gamecocks sunk a season high 15 3s in Baton Rouge on Feb. 18, one off tying the school record. It marked the most 3s in a game for the Gamecocks since making 15 in a 98-69 win over Auburn on Jan. 24, 2017.

4-0 - Carolina is 4-0 in games where Meechie Johnson scores 20 or more points this season.

20 & 14 - It was another career day for Josh Gray with 20 points and 14 rebounds (both career highs) vs. Arkansas (Feb. 4) for his second double-double of the season (and his career).

11 & 13 - Gray had his first double-double in

college with then career-highs in points (11) and rebounds (13) at Florida (Jan. 25).

30 - GG Jackson posted his first career 30-burger with a career-high 30 points vs. No. 16/17 Auburn (Jan. 21). After missing his first eight shots, he finished the game 10-of-13 (76.9 percent). It was the first 30-point game by a Gamecock freshman since Bruce Ellington (31 points on 12/22/10 at Furman).

28 - South Carolina snapped Kentucky's 28-game home win streak (second longest in nation) with a 71-68 win at Rupp Arena on Jan. 10.

6-0 - Carolina finished the non-conference slate a perfect 6-0 at CLA.

47.6% - Chico Carter Jr. is 49-of-103 from behind the arc, good for a 47.6 percent field goal percentage from distance (1st in SEC).

51 - The Gamecocks had a season-high 51 rebounds vs. WKU (Dec. 22). It's the second time the team has had 50-plus rebounds this season.

16 - GG Jackson pulled down a career-high 16 rebounds in a win over WKU (Dec. 22). It was the most rebounds in a game by a Gamecock since Chris Silva had 17 boards on March 5, 2019 in a victory at Texas A&M. Jackson added 12 points in the game for his team leading second double-double.

4-1 - South Carolina is 4-1 this season in games with single digit turnovers.

20 - Gregory "GG" Jackson II has ten 20-point performances on his resume so far this season. He's scored in double-figures in 24 of 30 games this season and has led the team in scoring 16 times. His ten 20-point games are the most by a Gamecock freshman since Carolina joined the SEC in 1991-92.

3.6 - Meechie Johnson is currently averaging 3.6 assists per game (9th in the SEC). The last Gamecock to average 4.0 or more assists per game was Devan Downey (4.5) during the 2008-09 season.

50 - South Carolina had 50 rebounds vs. Clemson (Nov. 11), the first 50+ rebound game for the Gamecocks vs. a Power Five opponent since pulling down 52 vs. Alabama (Feb. 7, 2017), a game that went four overtime periods.

18 & 10 - Jackson got his career going in emphatic fashion with 18 points and 10 rebounds in his debut as a Gamecock, an 80-77 win over SC State (Nov. 8) in the opener at CLA.

1,402 - Graduate transfer Hayden Brown scored 1,402 career points for The Citadel over five seasons, which is the seventh-most in program history.

2 - Brown is one of two players in The Citadel's history to score 1,400 points and collect 700 rebounds in his career. A 6-5, 234-pound forward, he averaged 18.8 points and 9.5 rebounds per game in 2021-22.

KEY STAT

South Carolina is 0-8 this season when scoring 59 points or less. The team is also 4-17 when trailing at the half as opposed to 7-3 when leading at the break.

ROSTER BREAKDOWN

Returning Letterwinners (6)

Ja'Von Benson
Chico Carter Jr.
Ford Cooper Jr.
Josh Gray
Tre-Vaughn Minott
Jacobi Wright

Guards (7)

Chico Carter Jr.
Ford Cooper Jr.
Zachary Davis
Ebrima Dibba
Meechie Johnson
Eli Sparkman
Jacobi Wright

Forwards (7)

Ja'Von Benson
Benjamin Bosmans-Verdonk
Hayden Brown
Josh Gray
Daniel Hankins-Sanford
Gregory "GG" Jackson
Tre-Vaughn Minott

By Height

Eli Sparkman (6-0)
Chico Carter Jr. (6-2)
Meechie Johnson (6-2)
Jacobi Wright (6-2)
Ford Cooper Jr. (6-3)
Ebrima Dibba (6-5)
Hayden Brown (6-5)
Ja'Von Benson (6-7)
Zachary Davis (6-7)
Daniel Hankins-Sanford (6-7)
Tre-Vaughn Minott (6-8)
Benjamin Bosmans-Verdonk (6-9)
Gregory "GG" Jackson (6-9)
Josh Gray (7-0)

2022-23 SOUTH CAROLINA MEN'S BASKETBALL ROSTER

Alphabetical Roster

No.	Name	Pos.	Ht.	Wt.	Cl.	Exp.	Hometown // Last School
21	Ja'Von Benson	F	6-7	253	JR	2L	Columbia, S.C. // Ridge View
31	Benjamin Bosmans-Verdonk	F	6-9	250	RJR	3L	Lommel, Belgium // Illinois
10	Hayden Brown	F	6-5	234	GR	4L	Greer, S.C. // The Citadel
2	Chico Carter Jr.	G	6-2	192	SR	3L	Columbia, S.C. // Murray State
44	Ford Cooper Jr.	G	6-3	193	SR	1L	Charlotte, N.C. // Missouri State
12	Zachary Davis	G	6-8	192	FR	HS	Denmark, S.C. // Denmark-Olar
0	Ebrima Dibba	G	6-5	214	RSR	4L	Bredäng, Sweden // Coastal Carolina
33	Josh Gray	F	7-0	255	JR	2L	Brooklyn, N.Y. // LSU
30	Daniel-Hankins Sanford	F	6-7	233	FR	HS	Charlotte, N.C. // Julius L. Chambers (Charlotte, N.C.)
23	Gregory "GG" Jackson II	F	6-9	215	FR	HS	Columbia, S.C. // Ridge View
5	Meechie Johnson	G	6-2	180	SO	2L	Cleveland, Ohio // Ohio State
4	Tre-Vaughn Minott	F	6-8	258	JR	2L	Montreal, Quebec // NBA Academy Latin America (Mexico City)
14	Eli Sparkman	G	6-0	153	FR	HS	Cleveland, Tenn. // Baylor School (Chattanooga, Tenn.)
1	Jacobi Wright	G	6-2	188	SO	1L	Fort Mill, S.C. // Legacy Early Colleg

Numerical Roster

No.	Name	Pos.	Ht.	Wt.	Cl.	Exp.	Hometown // Last School
0	Ebrima Dibba	G	6-5	214	RSR	4L	Bredäng, Sweden // Coastal Carolina
1	Jacobi Wright	G	6-2	188	SO	1L	Fort Mill, S.C. // Legacy Early College
2	Chico Carter Jr.	G	6-2	192	SR	3L	Columbia, S.C. // Murray State
4	Tre-Vaughn Minott	F	6-8	258	JR	2L	Montreal, Quebec // NBA Academy Latin America (Mexico City)
5	Meechie Johnson	G	6-2	180	SO	2L	Cleveland, Ohio // Ohio State
10	Hayden Brown	F	6-5	234	GR	4L	Greer, S.C. // The Citadel
12	Zachary Davis	G	6-8	192	FR	HS	Denmark, S.C. // Denmark-Olar
14	Eli Sparkman	G	6-0	153	FR	HS	Cleveland, Tenn. // Baylor School (Chattanooga, Tenn.)
21	Ja'Von Benson	F	6-7	253	JR	2L	Columbia, S.C. // Ridge View
23	Gregory "GG" Jackson II	F	6-9	215	FR	HS	Columbia, S.C. // Ridge View
30	Daniel-Hankins Sanford	F	6-7	233	FR	HS	Charlotte, N.C. // Julius L. Chambers (Charlotte, N.C.)
31	Benjamin Bosmans-Verdonk	F	6-9	250	RJR	3L	Lommel, Belgium // Illinois
33	Josh Gray	F	7-0	255	JR	2L	Brooklyn, N.Y. // LSU
44	Ford Cooper Jr.	G	6-3	193	SR	1L	Charlotte, N.C. // Missouri State

Head Coach: Lamont Paris (Wooster, '96 ; Indiana State '00)

Assistant Coach: Tim Buckley (Bemidji State, '88)

Assistant Coach: Tanner Bronson (Wisconsin, '08)

Assistant Coach: Eddie Shannon (Florida, '99)

Strength & Conditioning Coach: Scott Greenawalt (Muskingum College, '98)

Director of Basketball Operations: Colby Arendale (Chattanooga, '18)

Director of Player Development: David McKinley (Ohio, '13)

Director of Video Services: Roman DiPasquale (Wisconsin, '11)

Athletic Trainer: Mark Rodger (Buffalo, '01)

Special Assistant to the Head Coach: Carey Rich (South Carolina, '95)

Associate Director of Athletics Communications and Public Relations: Michael DeBates (Iowa State, '14)

TOP RETURNING ...

Scorer.....Carter Jr., 4.2 ppg
RebounderBenson, 4.2 rpg
Assist Maker.....Wright, 1.8 apg
FG Shooter *.....Carter Jr., 40.7%
3-Point FG Shooter \$.....Carter Jr., 37.9%
FT Shooter \$.....Carter Jr., 82.6%
Shot Blocker.....Gray, 0.7 bpg
Steal MakerWright, 0.5 spg

* at least 75 attempts

\$ at least 20 attempts

PRONUNCIATION GUIDE

- JUH-Von Benson
- Ee-BRIME-uh DEEB-ah
- Tre-Vaughn MY-not
- Benjamin BOSE-mans-ver-DONK

March 8-12, 2023 • Bridgestone Arena • Nashville, TN

First Round Wednesday, March 8 **Second Round** Thursday, March 9 **Quarterfinals** Friday, March 10 **Semifinals** Saturday, March 11 **Championship** Sunday, March 12



SOUTH CAROLINA SEC TOURNAMENT HISTORY

ALL-TIME RECORD: 21-30 (.412)
SEMIFINAL APPEARANCES: 6 (2-4)
FINALS APPEARANCES: 2 (0-2)

All-Time SEC Tournament Records Versus Opponents

	Record	Last Played
Alabama	2-5	2017, QF Round, Loss
Arkansas	2-3	2018, Second Round, Loss
Auburn	1-3	2019, QF Round, Loss
Florida	1-2	2006, Finals, Loss
Georgia	0-3	2016, QF Round, Loss
Kentucky	2-3	2006, Semis, Win
LSU	3-0	2008, First Round, Win
Ole Miss	5-5	2021, Second Round, Loss
Miss. State	2-3	2022, Second Round, Loss
Missouri	1-0	2015, First Round, Win
Tennessee	2-3	2014, QF Round, Loss
Texas A&M	0-0	Never Played
Vanderbilt	0-0	Never Played

Year-By-Year SEC Tournament Record

Year	Seed	Round	Opponent	Result	Location
1992	E6	1st	Tennessee	L, 63-70	Birmingham
1993	E5	1st	Alabama	L, 87-79	Lexington
1994	E5	1st	Ole Miss	W, 80-57	Memphis
		2nd	Florida	L, 57-84	Memphis
1995	E5	1st	Auburn	L, 66-81	Atlanta
1996	E3	1st	LSU	W, 85-76	New Orleans
		2nd	Arkansas	L, 58-80	New Orleans
1997	E1	2nd	Alabama	W, 72-61	Memphis
		Semis	Georgia	L, 63-78	Memphis
1998	E2	2nd	Florida	W, 71-60	Atlanta
		Semis	Ole Miss	W, 87-77	Atlanta
		Finals	Kentucky	L, 56-86	Atlanta
1999	E6	1st	Ole Miss	L, 60-64	Atlanta
2000	E5	1st	Alabama	W, 69-59	Atlanta
		2nd	Tennessee	W, 75-68	Atlanta
		Semis	Auburn	L, 72-77 (OT)	Atlanta
2001	E5	1st	Miss. State	W, 69-62	Nashville
		2nd	Kentucky	L, 65-78	Nashville
2002	E6	1st	Ole Miss	W, 69-67	Atlanta
		2nd	Kentucky	W, 70-57	Atlanta
		Semis	Alabama	L, 57-65	Atlanta
2003	E4	1st	Ole Miss	L, 56-62	New Orleans

2004	E3	1st	Arkansas	W, 91-81	Atlanta
		2nd	LSU	W, 85-64	Atlanta
		Semis	Kentucky	L, 63-78	Atlanta
2005	E4	1st	Ole Miss	L, 52-53	Atlanta
2006	E5	1st	Miss. State	W, 59-44	Nashville
		2nd	Tennessee	W, 79-71	Nashville
		Semis	Kentucky	W, 65-61	Nashville
		Finals	Florida	L, 47-49	Nashville
2007	E6	1st	Arkansas	L, 52-82	Atlanta
2008	E5	1st	LSU	W, 77-73	Atlanta
		2nd	Tennessee	L, 87-89	Atlanta
2009	E2	2nd	Miss. State	L, 68-82	Tampa
2010	E5	1st	Alabama	L, 63-68	Nashville
2011	E6	1st	Ole Miss	L, 55-66	Atlanta
2012	12	1st	Alabama	L, 57-63	New Orleans
2013	12	1st	Miss. State	L, 59-70	Nashville
2014	13	1st	Auburn	W, 74-56	Atlanta
	13	2nd	Arkansas	W, 71-69	Atlanta
	13	QF	Tennessee	L, 44-59	Atlanta
2015	11	1st	Missouri	W, 63-54	Nashville
	11	2nd	Ole Miss	W, 60-58	Nashville
	11	QF	Georgia	L, 62-74	Nashville
2016	3	QF	Georgia	L, 64-65	Nashville
2017	4	QF	Alabama	L, 53-64	Nashville
2018	11	1st	Ole Miss	W, 85-84	St. Louis
	11	2nd	Arkansas	L, 64-69	St. Louis
2019	4	QF	Auburn	L, 73-64	Nashville
2020	6	-	-	-	Nashville ^
2021	11	2nd	Ole Miss	L, 59-76	Nashville
2022	7	2nd	Miss. State	L, 51-73	Tampa

Record By Venue

City	Venue	Record
Atlanta, Ga.	Georgia Dome	11-11
Birmingham, Ala.	Birmingham-Jefferson Civic Ctr.	0-1
Lexington, Ky.	Rupp Arena	0-1
Memphis, Tenn.	The Pyramid	2-2
Nashville, Tenn.	Sommet Center	4-2
Nashville, Tenn.	Bridgestone Arena	2-7
New Orleans, La.	Louisiana Superdome	1-2
New Orleans, La.	New Orleans Arena	0-1
St. Louis, Mo.	Scottrade Center	1-1
Tampa, Fla.	St. Pete Times Forum/Amalie Arena	0-2

^ - 2020 SEC Tournament canceled due to the COVID-19 pandemic

SOUTH CAROLINA SEC TOURNAMENT RECORDS

SEC TOURNAMENT TEAM SUPERLATIVES

POINTS

Most: 91, vs. Arkansas, 3-11-04

Opponents: 89 by Tennessee, 3-14-08

Fewest: 44 vs. Tennessee, 3-14-14

Opponents: 44 by Mississippi State, 3-9-06

Most In One Half: 53, second half vs. Ole Miss, 3-7-98

Opponents: 63, second half by Arkansas, 3-11-04

Fewest In One Half: 17, second half vs. Miss. State, 3-10-22

Opponents: 18, first half by Arkansas, 3-11-04

FIELD GOALS

Most Made: 30 vs. Alabama, 3-11-93

Opponents: 35 by Tennessee, 3-14-08

Most Attempted: 76 vs. Mississippi State, 3-13-09

Opponents: 76 by Ole Miss, 3-7-98

Best Percentage: .605 (26-43), vs. Alabama, 3-7-97

Opponents: .565 (35-62), 89 by Tennessee, 3-14-08

Worst Percentage: .283 (17-60) vs. Miss. State, 3-10-22

Opponents: .302 (16-53) vs. Ole Miss, 3-12-15

Best One-Half Percentage: .700 (20-30), second half vs. Tennessee, 3-10-06

Opponents: .731 (19-26), second half by Tennessee, 3-14-08

Worst One-Half Percentage: .129 (4-31), second half vs. Miss. State, 3-10-22

Opponents: .226 (7-31), second half by Ole Miss, 3-10-94

3-POINT FIELD GOALS

Most Made: 12 vs. Ole Miss, 3-7-18

Opponents: 13 by Kentucky, 3-8-98; by Auburn, 3-15-19

Most Attempted: 31 vs. Mississippi State, 3-13-13

Opponents: 34 by Auburn, 3-15-19

Best Percentage: .733 (11-15) vs. Auburn, 3-12-14

Opponents: .571 (4-7), by Tennessee, 3-12-92

FREE THROWS

Most Made: 39 vs. Ole Miss, 3-7-98, 39 vs. Arkansas, 3-11-04

Opponents: 26 vs. Arkansas, 3-11-04

Most Attempted: 50 vs. Arkansas, 3-11-04

Opponents: 31 vs. Arkansas, 3-11-04

Best Percentage: .900 (18-20) vs. Ole Miss, 3-13-03

Opponents: .923 (12-13), vs. Tennessee, 3-10-00

Worst Percentage: .375 (3-8), vs. Alabama, 3-9-02

Opponents: .429 (9-21), by Kentucky, 3-9-01; (3-7), by Ole Miss, 3-10-05

Best One-Half Percentage: 1.000, (8-8), first half vs. Tennessee, 3-14-08

Opponents: 1.000 (11-11), first half by Tennessee, 3-10-00

1.000 (10-10), first half by Mississippi State, 3-10-22

Worst One-Half Percentage: .000 (0-1), first half vs. Ole Miss, 3-4-99

Opponents: .222 (2-9), first half by Alabama, 3-11-93

MISCELLANEOUS

Most Rebounds: 43 vs. Ole Miss, 3-10-11

Opponents: 50 by Mississippi State, 3-13-09

Most Assists: 22 vs. Louisiana State, 3-7-96

Opponents: 27 by Tennessee, 3-14-08

Most Steals: 13 vs. Alabama, 3-9-00

Opponents: 14 by Kentucky, 3-9-01

Most Blocked Shots: 10 vs. Ole Miss, 3-10-11

Opponents: 9 by Ole Miss, 3-10-94; by Auburn, 3-12-14

Most Turnovers: 23 vs. Kentucky, 3-9-01

Opponents: 23 by Ole Miss, 3-10-94

Fewest Turnovers: 5 vs. Mississippi State, 3-13-09

Opponents: 4 by Arkansas, 3-08-07

SEC TOURNAMENT INDIVIDUAL SUPERLATIVES

POINTS

Most: 37, BJ McKie vs. Ole Miss, 3-7-98

Opponents: 27, Jared Harper, Auburn, 3-15-19

FIELD GOALS

Most Made: 10, Jo Jo English vs. Tennessee, 3-12-92; BJ McKie vs. Ole Miss, 3-4-99; Devan Downey vs. Tennessee, 3-14-08

Opponents: 10, Jason Smith, Ole Miss, 3-4-99; David Sanders, Ole Miss, 3-7-02

Most Attempted: 22, Jo Jo English vs. Tennessee, 3-12-92; BJ McKie vs. Ole Miss, 3-4-99

Opponents: 26, Brian Williams, Alabama, 3-7-97

3-POINT FIELD GOALS

Most Made: 6, Mike Boynton, Jr. vs. Louisiana State, 3-12-04; 6, Frank Booker, vs. Ole Miss, 3-7-18

Opponents: 7, Pat Bradley, Arkansas, 3-8-96

Most Attempted: 13, BJ McKie vs. Ole Miss, 3-4-99

Opponents: 15, Brian Williams, Alabama, 3-7-97

FREE THROWS

Most Made: 20, BJ McKie vs. Ole Miss, 3-7-98

Opponents: 12, Jared Harper, Auburn, 3-15-19

Most Attempted: 22, BJ McKie vs. Ole Miss, 3-7-98

Opponents: 14, Jared Harper, Auburn, 3-15-19

MISCELLANEOUS

Most Rebounds: 16, Brandon Wallace vs. Arkansas, 3-11-07

Opponents: 15, Chris Davis, Auburn, 3-9-95; Jarnell Stokes, Tennessee, 3-14-14

Most Assists: 11, Devan Downey vs. LSU, 3-13-08

Opponents: 8, Marlon Towns, Arkansas, 3-8-96; Rajon Rondo, Kentucky, 3-11-06

Most Steals: 5, Carey Rich vs. Auburn, 3-9-95; Chuck Eidson vs. Tennessee, 3-10-00; Devan Downey vs. Tennessee, 3-14-08

Opponents: 5, Eddie Shannon, Florida, 3-6-98; Donte Prelow, Mississippi State, 3-13-13

Most Blocked Shots: 7, Sam Muldrow vs. Ole Miss, 3-10-11

Opponents: 7, Asaiah Dixon-Tatum, Auburn, 3-12-14



Gamecock great Tre' Kelley drives to the basket in the 2006 SEC Championship game against eventual National Champion Florida. The Gators won 49-47. It was the Gamecocks' second SEC title game appearance all-time. Kelley averaged 15.3 ppg in the team's four games at Gaylord Entertainment Center in Nashville. With a victory, Carolina would have joined Arkansas (2000) as the only teams to win four games en route to the title.



HEAD COACH LAMONT PARIS

HEAD COACH | SIXTH SEASON OVERALL | 98-92 (.516) | FIRST SEASON AT SOUTH CAROLINA | 11-20 (.367)

THE PARIS FILE

COACHING

Experience

26th year

College Head Coach Experience

6th season

Hire Date At Carolina

Thursday, March 24, 2022

PERSONAL

Hometown

Findlay, Ohio

Alma Mater

Wooster, 1996 (Bachelors - Economics)

Indiana State, 2000 (Masters - Rec. & Sport Mgmt.)

COACHING RESUME

College Assistant Coach

Wooster, 1997-98

DePauw, 1998-99

IUP, 2000-04

Akron, 2004-10

Wisconsin, 2010-17

College Head Coach

Chattanooga, 2017-22

South Carolina, 2022-present

Lamont Paris, who has been a part of nine NCAA Division I Tournaments and 17 twenty-win seasons as a college head and assistant coach, was named the University of South Carolina's 33rd head coach by Director of Athletics Ray Tanner on Thursday, March 24, 2022.

Paris, 47, is the first African-American head coach in the history of the Gamecock men's basketball program.

Paris comes to Carolina after five seasons as the head coach at University of Tennessee at Chattanooga, coaching the Mocs to an 87-72 overall record (.547), including a 65-29 mark the last three seasons.

This past season, he led the Mocs to their first Southern Conference title and NCAA berth since 2016. Chattanooga finished the season with a 27-8 mark. He was one of 20 finalists for the Hugh Durham Award, given by CollegeInsider.com to the top Division I mid-major coach in college basketball. The Mocs' NCAA NET ranking improved in each of his seasons at Chattanooga, finishing with a 63 ranking this season.

In his 17 seasons as a collegiate assistant coach prior to becoming head coach at Chattanooga, teams associated with Paris were 497-217 (.696) with five conference titles and 12 NCAA Tournament appearances (Division I and II), reaching two Final Fours.

Paris spent seven seasons as an assistant at Wisconsin from 2010-17 working for Bo Ryan and Greg Gard. The Badgers went to the NCAA Tournament every year with four Sweet 16 appearances and back-to-back trips to the Final Four in 2014 and 2015. Wisconsin played for the National Championship in 2015 after going 36-4 and winning both the Big Ten regular season and tournament titles. The Badgers took down No. 1 overall seed Kentucky in the National Semifinal, ending the Wildcats' previously undefeated season.

Prior to joining the Wisconsin staff, he was an assistant coach at Akron for five seasons (2005-10) under head coach Keith Dambrot (coached LeBron James at St. Vincent-St. Mary High School for two seasons).

Paris was on the Zips staff in 2005-06 season when the squad achieved its first 20-win season since 1974-75, going 23-10. Akron won 20-or-more games in each of Paris' years on the staff. The Zips were 2009 Mid-American Conference Champions and earned NIT bids in 2006 and 2008 and went to the CBI in 2010.



PARIS' CAREER RECORD, YEAR-BY-YEAR

SEASON	RECORD	CONFERENCE (FINISH)	POSTSEASON
2017-18 (CHATT)	10-23	3-15 (10th)	-
2018-19 (CHATT)	12-20	7-11 (5th)	-
2019-20 (CHATT)	20-13	10-8 (T-5th)	-
2020-21 (CHATT)	18-7	9-7 (4th)	-
2021-22 (CHATT)	27-8	14-4 (1st)	0-1 ; NCAA First Round
2022-23 (SC)	11-20	4-14	-
Totals	98-92 (.516)	47-59 (.443)	0-1 (.000) • 1 NCAA

GAMECOCK SUPERLATIVES UNDER PARIS

Most Field Goals Made

- T1. 30, vs. #2/2 Alabama, Feb. 22, 2023
- T1. 30, at Vanderbilt, Jan. 5, 2023
- T3. 28, at Georgia, Jan. 28, 2023
- T3. 28, vs. Eastern Michigan, Dec. 30, 2022
- T3. 28, at Georgetown, Dec. 3, 2022
- T3. 28, vs. USC Upstate, Nov. 25, 2022

Most Field Goals Attempted

1. 72, at Vanderbilt, Jan. 5, 2023
2. 68, at Georgia, Jan. 28, 2023
3. 65, at George Washington, Nov. 30, 2022
- T4. 64, vs. WKU, Dec. 22, 2022
- T4. 64, vs. Clemson, Nov. 11, 2022

Highest Field Goal Percent

1. 52.0 percent (26-50), at Missouri, Feb. 7, 2023
2. 49.1 percent (27-55), vs. Presbyterian, Dec. 11, 2022
3. 48.4 percent (30-62), vs. #2/2 Alabama, Feb. 22, 2023
4. 48.2 percent (27-56), at Kentucky, Jan. 10, 2023
5. 47.5 percent (28-59), vs. USC Upstate, Nov. 25, 2022

Lowest Field Goal Percent

1. 25.0 percent (12-48), vs. #8/9 Tennessee, Jan. 7, 2023
2. 31.1 percent (19-61), vs. Colorado State, Nov. 17, 2022
3. 32.3 percent (21-65), at George Washington, Nov. 30, 2022
4. 34.0 percent (18-53), vs. Miss. State, Jan. 31, 2023
- T5. 34.4 percent (22-64), vs. WKU, Dec. 22, 2022
- T5. 34.4 percent (22-64), vs. Clemson, Nov. 11, 2022

Most 3-Point Field Goals Made

1. 15, at LSU, Feb. 18, 2023
2. 13, at Georgia, Jan. 28, 2023
3. 11, at Kentucky, Jan. 10, 2023
- T4. 10, at UAB, Dec. 14, 2022
- T4. 10, at Georgetown, Dec. 3, 2022
- T4. 10, vs. Clemson, Nov. 11, 2022

Most 3-Point Field Goals Attempted

1. 32, at LSU, Feb. 18, 2023
- T2. 31, at Georgia, Jan. 28, 2023
- T2. 31, at Georgetown, Dec. 3, 2022
4. 29, at Vanderbilt, Jan. 5, 2023
- T5. 28, vs. #16/17 Auburn, Jan. 21, 2023
- T5. 28, vs. WKU, Dec. 22, 2022

Highest 3-Point Field Goal Percentage (min. 10 attempts)

1. 55.0 (11-20), at Kentucky, Jan. 10, 2023
2. 46.9 (15-32), at LSU, Feb. 18, 2023
3. 42.9 (9-21), vs. #2/2 Alabama, Feb. 22, 2023
4. 41.9 (13-31), at Georgia, Jan. 28, 2023
5. 40.0 (10-25), at UAB, Dec. 14, 2022

Most Free Throws Made

1. 21, vs. SC State, Nov. 8, 2022
- T2. 19, vs. Georgia, March 4, 2023
- T2. 19, vs. #16/17 Auburn, Jan. 21, 2023
4. 17, at LSU, Feb. 18, 2023
5. 16, at Miss. State, Feb. 28, 2023

Most Free Throws Attempted

1. 31, vs. Georgia, March 4, 2023
2. 30, vs. SC State, Nov. 8, 2022
3. 25, vs. WKU, Dec. 22, 2022
4. 24, vs. #16/17 Auburn, Jan. 21, 2023
5. 21, at Missouri, Feb. 7, 2023

Highest Free Throw Percentage (min. 10 attempts)

1. 94.4 percent (17-18), at LSU, Feb. 18, 2023
2. 93.3 percent (14-15), vs. #8/9 Tennessee, Jan. 7, 2023
3. 83.3 percent (15-18), vs. Vanderbilt, Feb. 14, 2023
4. 79.2 percent (19-24), vs. #16/17 Auburn, Jan. 21, 2023
5. 72.7 percent (8-11), vs. USC Upstate, Nov. 25, 2022

Most Offensive Rebounds

1. 19, vs. Clemson, Nov. 11, 2022
2. 18, vs. Eastern Michigan, Dec. 30, 2022
- T3. 17, at Georgia, Jan. 28, 2023
- T3. 17, vs. WKU, Dec. 22, 2022
5. 16, vs. Georgia, March 4, 2023

Most Defensive Rebounds

1. 38, at Vanderbilt, Jan. 5, 2023
2. 34, vs. WKU, Dec. 22, 2022
3. 33, at Florida, Jan. 25, 2023
4. 31, vs. Clemson, Nov. 11, 2022
5. 28, vs. Eastern Michigan, Dec. 30, 2022

Most Total Rebounds

1. 51, vs. WKU, Dec. 22, 2022
2. 50, vs. Clemson, Nov. 11, 2022
3. 46, vs. Eastern Michigan, Dec. 30, 2022
4. 45, at Florida, Jan. 25, 2023
5. 42, at Georgia, Jan. 28, 2023

Most Personal Fouls

1. 25, at Vanderbilt, Jan. 5, 2023
2. 23, vs. #16/17 Auburn, Jan. 21, 2023
3. 22, vs. WKU, Dec. 22, 2022
- T4. 21, vs. #2/2 Alabama, Feb. 22, 2023
- T4. 21, at Georgia, Jan. 28, 2023

Most Points

1. 82, at LSU, Feb. 18, 2023
2. 80, vs. SC State, Nov. 8, 2022
3. 79, at Vanderbilt, Jan. 5, 2023
4. 78, at Georgia, Jan. 28, 2023
5. 76, vs. #2/2 Alabama, Feb. 22, 2023

Fewest Points

1. 42, vs. #8/9 Tennessee, Jan. 7, 2023
2. 45, at #11/13 Tennessee, Feb. 25, 2023
3. 51, vs. Miss. State, Jan. 31, 2023
- T4. 53, vs. Texas A&M, Jan. 14, 2023
- T4. 53, vs. Colorado State, Nov. 17, 2022

Most Assists

1. 20, at LSU, Feb. 18, 2023
- T2. 18, at Missouri, Feb. 7, 2023
- T2. 18, at Georgetown, Dec. 3, 2022
4. 15, at UAB, Dec. 14, 2022
5. 14, at Miss. State, Feb. 28, 2023

Fewest Turnovers

1. 6, vs. Presbyterian, Dec. 11, 2022
2. 8, vs. USC Upstate, Nov. 25, 2022
- T3. 9, vs. Ole Miss, Jan. 17, 2023
- T3. 9, vs. Eastern Michigan, Dec. 30, 2022
- T5. 10, vs. Vanderbilt, Feb. 14, 2023
- T5. 10, vs. Arkansas, Feb. 4, 2023
- T5. 10, vs. WKU, Dec. 22, 2022

Most Turnovers

1. 19, vs. Clemson, Nov. 11, 2022
- T2. 18, vs. Miss. State, Jan. 31, 2023
- T2. 18, at Georgia, Jan. 28, 2023
- T2. 18, vs. #8/9 Tennessee, Jan. 7, 2023
5. 17, vs. Furman, Nov. 20, 2022

Most Blocks

1. 7, vs. Davidson, Nov. 18, 2022
2. 6, vs. Georgia, March 4, 2023
- T3. 5, vs. #8/9 Tennessee, Jan. 7, 2023
- T3. 5, vs. SC State, Nov. 8, 2022
- T5. 4, at UAB, Dec. 14, 2022
- T5. 4, at George Washington, Nov. 30, 2022
- T5. 4, vs. USC Upstate, Nov. 25, 2022
- T5. 4, vs. Clemson, Nov. 11, 2022

Most Steals

1. 10, vs. #8/9 Tennessee, Jan. 7, 2023
2. 9, vs. ECU, Dec. 17, 2022
- T3. 8, vs. Miss. State, Jan. 31, 2023
- T3. 8, vs. Davidson, Nov. 18, 2022
- T5. 7, vs. Georgia, March 4, 2023
- T5. 7, at Georgia, Jan. 28, 2023
- T5. 7, vs. Texas A&M, Jan. 14, 2023

Most Points By Opponent

1. 94, Texas A&M, Jan. 14, 2023
- T2. 85, at #11/13 Tennessee, Feb. 25, 2023
- T2. 85, #8/9 Tennessee, Jan. 7, 2023
- T2. 85, Colorado State, Nov. 17, 2022
- T5. 84, at Vanderbilt, Jan. 5, 2023
- T5. 84, at UAB, Dec. 14, 2022

Fewest Points By Opponent

1. 53, USC Upstate, Nov. 25, 2022
2. 55, Georgia, March 4, 2023
3. 57, Presbyterian, Dec. 11, 2022
4. 58, WKU, Dec. 22, 2022
5. 60, Clemson, Nov. 11, 2022

Most Field Goals Made By Opponent

1. 36, at #11/13 Tennessee, Feb. 25, 2023
- T2. 35, #8/9 Tennessee, Jan. 7, 2023
- T2. 35, Colorado State, Nov. 17, 2022
4. 34, Texas A&M, Jan. 14, 2023
5. 31, at Florida, Jan. 25, 2023

Fewest Field Goals Made By Opponent

1. 19, Georgia, March 4, 2023
- T2. 20, at Ole Miss, Feb. 11, 2023
- T2. 20, WKU, Dec. 22, 2022
4. 22, ECU, Dec. 17, 2022
- T5. 23, Ole Miss, Jan. 17, 2023
- T5. 23, Clemson, Nov. 11, 2022
- T5. 24, Presbyterian, Dec. 11, 2022
- T5. 24, USC Upstate, Nov. 25, 2022

Highest Opponent Field Goal Percent

1. 58.3 (35-60), Colorado State, Nov. 17, 2022
2. 58.1 (36-62), at #11/13 Tennessee, Feb. 25, 2023
3. 54.8 (34-62), Texas A&M, Jan. 14, 2023
4. 52.9 (27-51), Miss. State, Jan. 31, 2023
5. 52.2 (24-46), Presbyterian, Dec. 11, 2022

Lowest Opponent Field Goal Percent

1. 36.4 percent (20-55), WKU, Dec. 22, 2022
2. 37.0 percent (20-54), at Ole Miss, Feb. 11, 2023
3. 37.3 percent (19-51), Georgia, March 4, 2023
4. 37.3 percent (23-61), Clemson, Nov. 11, 2022
5. 38.5 percent (25-65), Vanderbilt, Feb. 14, 2023

Most Rebounds By Opponent

- T1. 48, Vanderbilt, Feb. 14, 2023
- T1. 48, Texas A&M, Jan. 14, 2023
- T1. 48, #8/9 Tennessee, Jan. 7, 2023
4. 44, at Vanderbilt, Jan. 5, 2023
5. 43, Ole Miss, Jan. 17, 2023


Fewest Rebounds By Opponent

- T1. 25, vs. Georgia, March 4, 2023
- T1. 25, Presbyterian, Dec. 11, 2022
- T3. 28, at Miss. State, Feb. 28, 2023
- T3. 28, at Missouri, Feb. 7, 2023
- T3. 28, at Kentucky, Jan. 10, 2023
- T3. 28, ECU, Dec. 17, 2022
- T3. 28, USC Upstate, Nov. 25, 2022

Most Turnovers By Opponent

- T1. 16, Georgia, March 4, 2023
- T1. 16, Miss. State, Jan. 31, 2023
- T3. 14, #8/9 Tennessee, Jan. 7, 2023
- T3. 14, at Vanderbilt, Jan. 5, 2023
- T5. 13, USC Upstate, Nov. 25, 2022
- T5. 13, Davidson, Nov. 18, 2022
- T5. 13, Clemson, Nov. 11, 2022

GAMECOCK BASKETBALL ASSISTANT COACHES & SUPPORT STAFF



> Tanner Bronson, Assistant Coach (Wisconsin, '08)

- Served in same capacity at Chattanooga the past five seasons (2017-22) under Paris
- Was assistant at St. Louis (2012-16) prior to joining the Mocs ; team won 103 games in his five seasons there and made three NCAA appearances, winning a game each time
- Went from manager, to walk-on to scholarship player at Wisconsin under Bo Ryan ; was on four NCAA teams (Elite Eight in 05' and Sweet Sixteen in 08')




> Tim Buckley, Assistant Coach (Bemidji State, '88)

- Most recently was at UNLV (2019-22) ; was a scout for two seasons with the Minnesota Timberwolves (2017-19)
- Was on staff for the entire Tom Crean tenure at Indiana where he was a part of two Big Ten titles (2013, 2016), four NCAA Appearances, including three trips to the Sweet Sixteen ; the Hoosiers went 138-69 (.667) the last six seasons he was there
- Has had two stints as a head coach at Ball State (2000-06) and Rockford (1989-93)



> Eddie Shannon, Assistant Coach (Florida, '99)

- Served in same capacity at Chattanooga the past three seasons (2019-22) under Paris ; also was assistant at Canisius (2017-19)
- Played professionally overseas for 10 seasons with stops in Italy, France, Russia, Sweden, Croatia, Latvia, Greece, Australia, and Cyprus
- Four-year starter at Florida (1995-99), helping usher in the Billy Donovan era in Gainesville ; scored 1,168 career points and left as the career leader in steals (204) ; only player in school history with 200+ steals and he was also second in assists (493)



> Colby Arendale, Director of Operations (Chattanooga, '18)

- Served in the same capacity at Chattanooga under Paris for the past three seasons (2019-22)
- Was a student manager in 2017-18 and then a graduate manager for the Mocs from 2018-19
- Recently completed his MBA




> David McKinley, Director of Player Development (Ohio, '13)

- Was on Paris' staff at Chattanooga for five seasons (2017-22) in variety of roles
- Served as an assistant coach for the Mocs the last three seasons (2019-22)
- Played collegiately at Ohio University where he was a four-year letterwinner from 2010-13 ; team captain his last two years and member of Bobcat team that won school record 29 games and advanced to the Sweet Sixteen




> Carey Rich, Special Assistant to the Head Coach (South Carolina, '95)

- First official hire of the Paris era at South Carolina
- Served the past seven years as rec superintendent with the City of Columbia's Parks and Recreation Department ;
- Played one season at Western Carolina before returning home to finish his career with the Gamecocks (1993-95) ; scored 784 career points in Garnet & Black and dished out 340 assists in 79 games ; his 4.30 assists per game average is sixth all-time at Carolina



> Roman DiPasquale, Director of Video Services (Wisconsin, '11)

- Was on the Chattanooga staff the last five seasons (2017-22) in a variety of roles
- Worked as the video coordinator at Stanford (2014-16)
- Also has stints in the NBA with Portland (2013-14) and Philadelphia (2011-12) ; was a student manager at Wisconsin




> Scott Greenawalt, Strength & Conditioning Coach (Muskingum College, '98)

- Enters his 11th season with men's basketball program in 2022-23 ; worked with men's and women's basketball at Kansas State from 2006-12 before coming to South Carolina with head coach Frank Martin
- Was a part of the staff for the best season in school history which culminated with a trip to the 2017 Final Four



Mark Rodger
Athletic Trainer



Jack Samonsky
Graduate Assistant



Michael DeBates
Associate Director
Communications
& Public Relations



Joe O'Clair
Assistant AD
Marketing & Fan
Experience



Daniel Carter
Creative Media
Producer



Jeremy Ford
Sports Dietician



Charles Waddell
Special Assistant
to the AD // Sport
Admin



COLONIAL LIFE ARENA (CELEBRATING 20 YEARS THIS SEASON)

HOME OF GAMECOCK BASKETBALL [COLONIAL LIFE ARENA RECORD: 230-114 (.669)]

FUN FACTS ABOUT COLONIAL LIFE ARENA

- > **16,880** cubic yards of earth moved, which is enough to fill 222 swimming pools
- > **3,848** tons of steel, which would weigh equal to 96,200 quarters, which would equal \$24,050
- > **125** miles of cable, which would stretch between Columbia and Folly Beach
- > **1,872** tons of cooling, which would cool an average of 12 grocery stores
- > **205,384** bricks and **60,137** concrete blocks, which would stretch the entire length of Lake Murray (41 miles)
- > **8,750** gallons of paint, which would paint approximately 115 average Columbia 2-story houses
- > **4,781** square yards of carpet, which would carpet approximately the field at Williams-Brice Stadium
- > **443** people working on building the arena at a given time, which would staff 44 fast food restaurants
- > **1,158,000** man-hours to complete Colonial Life Arena, which would equal two working hours from each person living in the Columbia Metro area



CHRIS SILVA THROWS IN A SILVA SLAM FOR TWO OF HIS 27 POINTS THAT LED THE GAMECOCKS TO VICTORY VS. NO. 18 KENTUCKY, 76-68, ON JAN. 16, 2018. CAROLINA TRAILED BY AS MANY AS 14 POINTS IN THE SECOND HALF.

KEY ARENA DATES/ MEMORABLE MOMENTS

- > **April 2001** - Construction begins
- > **Nov. 24, 2002** - Carolina defeats ETSU, 71-66, in its first contest in the building
- > **Jan. 8, 2003** - The Gamecocks post a 55-49 win in the first SEC contest at the building over Ole Miss.
- > **March 15, 2006** - Carolina defeats Western Kentucky, 74-55, in the first round of the Postseason NIT. The Gamecocks would go on to win their second straight NIT Championship later that month.
- > **Jan. 21, 2009** - Zam Fredrick scores on a last second lay-in to propel the Gamecocks past Florida, 70-69, at the buzzer. Carolina would go on to capture the 2009 SEC Eastern Division Co-Championship.
- > **Jan. 26, 2010** - Led by heralded senior Devan Downey, Carolina posted its first win over a No. 1 ranked opponent (AP poll) in school history when it defeated top-ranked Kentucky, 68-62.

> **Feb. 7, 2017** - The Gamecocks would battle Alabama into a four-overtime contest, with the Crimson Tide eventually closing the 90-86 win. Senior guard Sindarius Thornwell scored 44 points and pulled down 21 rebounds in the game. Carolina would go on to its first Final Four in program history later that season.

> **Nov. 15, 2019** - Carolina captures its 200th victory at Colonial Life Arena with a 90-63 win over Cleveland State.



DEVAN DOWNEY VS. KENTUCKY, JAN. 26, 2010 - HE SCORED 30 POINTS AS CAROLINA BEAT THE TOP-RANKED WILDCATS, 68-62.



SINDARIUS THORNWELL HIGH FIVES FANS AFTER SOUTH CAROLINA'S 61-46 WIN VS. NO. 25/24 MICHIGAN ON NOV. 23, 2019.

GAMECOCKS' RECORD WHEN ...

At home	7-8
On the road	4-8
At neutral sites	0-4
In overtime	0-0
vs. Top 25 team	0-4
vs. Top 10 team	0-2
vs. Top 3 team	0-1
Leading at half	7-3
Trailing at half	4-17
Tied at half	0-0
Shooting 50% or better	0-1
Shooting between 39-49.9%	8-8
Shooting less than 39%	3-11
Opp. shooting 50% or better	2-11
Opp. shooting between 39-49.9%	5-8
Opp. shooting less than 39%	4-1
Shooting better than opp.	7-2
Shooting worse than/equal to opp.	4-18
Starters out-score opp. starter	10-5
Opp. starters score/equal more	1-15
Bench out-scores opp. bench	3-5
Opp. bench scores>equals more	8-15
Having more FTs than opp.	7-4
Having equal/less FTs than opp.	4-16
Have more TOs than opp.	8-16
Having equal/less TOs than opp.	3-4
Having more rebounds than opp.	8-6
Having equal/less rebounds than opp.	3-14
Making 6 or more 3FGs	9-17
Having 15 or more assists	2-2
Score more points in paint than opp.	4-5
Scoring equal/less points in paint than opp.	7-15
Scoring more points off TOs than opp.	4-5
Scoring equal/less points off TOs than opp.	7-15
Scoring more 2nd-chance points than opp.	7-9
Scoring equal/less 2nd-chance points than opp.	4-11
Scoring more fast break points than opp.	3-3
Scoring equal/less fast break points than opp.	8-17
Wearing White uniforms	7-11
Wearing Garnet uniforms	3-4
Wearing Black uniforms	1-5
Wearing Throwback White uniforms	2-5
Wearing Throwback Garnet uniforms	0-2
Playing on live TV/live broadcast	11-20
Playing in November	3-4
Playing in December	4-2
Playing in January	1-8
Playing in February	2-6
Playing in March	1-0
Playing a day-game	5-5
Playing a night-game	5-15
Playing on Sunday	1-0
Playing on a Monday	0-0
Playing on a Tuesday	1-5
Playing on a Wednesday	0-5
Playing on a Thursday	1-1
Playing on a Friday	3-1
Playing on a Saturday	4-7
Playing on a Sunday	0-1
Scoring margin is 5 points or less	5-4
Margin is between 6-10	4-4
Margin is between 11-20	2-6
Margin is more than 20	0-6
Scoring 59 points or less	0-8
Scoring 60-69 points	6-7
Scoring 70-79 points	3-4
Scoring 80-89 points	2-0
Scoring 90-99 points	0-0
Scoring 100+ points	0-0

MISCELLANEOUS

Current streak	W1
Home court streak	W1
Away streak	L2
Neutral court streak	L4

Scoring Leaders	'22-23	Career
Gregory "GG" Jackson II	16	16
Chico Carter	4	16
Meechie Johnson	7	7*
Hayden Brown	4	4*
Josh Gray	1	1*
Zachary Davis	1	1

Rebounding Leaders	'22-23	Career
Josh Gray	14	17*
Gregory "GG" Jackson II	14	14
Hayden Brown	3	3*
Meechie Johnson	1	1*
Benjamin Bosmans-Verdonk	1	1*
Daniel Hankins-Sanford	1	1
JaVon Benson		1

Assists Leaders	'22-23	Career
Meechie Johnson	18	18*
Jacobi Wright	10	18
Chico Carter	5	7*
Benjamin Bosmans-Verdonk	3	3*
Gregory "GG" Jackson II	2	2
Zachary Davis	2	2
JaVon Benson		1
Josh Gray	1	1*

Blocks Leaders	'22-23	Career
Josh Gray	16	20*
Gregory "GG" Jackson II	14	14
Tre-Vaughn Minott		4
Hayden Brown	5	5*
Benjamin Bosmans-Verdonk	5	5*
Zachary Davis	3	3
JaVon Benson	1	2
Jacobi Wright		1

Steals Leaders	'22-23	Career
Chico Carter	6	11*
Hayden Brown	14	14*
Gregory "GG" Jackson II	9	9
Zachary Davis	9	9
Meechie Johnson	8	8*
Jacobi Wright	5	6
Josh Gray	2	4*
Benjamin Bosmans-Verdonk	4	4*
Ford Cooper Jr.	1	1
Daniel Hankins-Sanford	2	2
Tre-Vaughn Minott		1
JaVon Benson		1

Double-Figure Scoring	'22-23	Career
Hayden Brown	19	84
Chico Carter	11	39
Gregory "GG" Jackson II	24	24
Meechie Johnson	19	21
Jacobi Wright	9	11
Josh Gray	3	3
Zachary Davis	1	1

20+ points	'22-23	Career
Hayden Brown	1	24
Gregory "GG" Jackson II	10	10
Chico Carter	2	10
Meechie Johnson	4	4
Josh Gray	1	1

30+ points	'22-23	Career
Hayden Brown		4
Gregory "GG" Jackson II	1	1

Double-Figure Rebounding	'22-23	Career
Hayden Brown	1	30
Josh Gray	7	8
Gregory "GG" Jackson II	3	3

5+ assists	'22-23	Career
Hayden Brown		8
Meechie Johnson	9	9
Chico Carter Jr.		4
Jacobi Wright		1

Miscellaneous

Largest Halftime Lead	
SC	10 - vs. Eastern Michigan, Dec. 30, 2022 at Kentucky, Jan. 10, 2023
Opp	32 - vs. Texas A&M, Jan. 14, 2023
Smallest Halftime Lead	
SC	2 - vs. WKU (12/22) & at UGA (1/28)
Opp	2 - at Vanderbilt (1/3) & vs. Georgia (3/4)
Fewest Points In First Half	
SC	18 - 3x, last vs. Vanderbilt, Feb. 14, 2023
Opp	25 - vs. Davidson, Nov. 18, 2022
Most Points In First Half	
SC	42 - at Kentucky, Jan. 10, 2023
Opp	50 - vs. Texas A&M, Jan. 14, 2023
Fewest Points In Second Half	
SC	19 - at No. 11/13 Tennessee, Feb. 25, 2023
Opp	22 - vs. USC Upstate, Nov. 25, 2022
Most Points In Second Half	
SC	46 - vs. Vanderbilt, Feb. 14, 2023
Opp	47 - at Florida, Jan. 25, 2023 - at No. 11/13 Tennessee, Feb. 25, 2023
Most Points in Overtime	
SC	12 - at Vanderbilt, Jan. 3, 2023
Opp	17 - at Vanderbilt, Jan. 3, 2023
Largest Margin of Victory	
SC	15 - vs. USC Upstate, Nov. 25, 2022
Opp	43 - vs. No. 8/9 Tennessee, Jan. 7, 2023
Smallest Margin of Victory	
SC	2 - vs. Clemson, Nov. 11, 2022
Opp	2 - vs. Arkansas, Feb. 4, 2023 vs. #2/2 Alabama, Feb. 22, 2023

3+ steals	'22-23	Career
Hayden Brown	2	11
Chico Carter		4
Meechie Johnson	1	2
Gregory "GG" Jackson II	2	2
Zachary Davis	2	2

2+ blocks	'22-23	Career
Gregory "GG" Jackson II	9	9
Josh Gray	5	8
Hayden Brown	1	5
Zachary Davis	1	1
Tre-Vaughn Minott		1
JaVon Benson		1

Double-Doubles	'22-23	Career
Hayden Brown	1	29
Gregory "GG" Jackson II	3	3
Josh Gray	2	2

Dunks	'22-23	Career
Josh Gray	22	26*
Gregory "GG" Jackson II	15	15
Hayden Brown	13	13*
Tre-Vaughn Minott	1	12
Zachary Davis	4	4
Daniel Hankins-Sanford	3	3
JaVon Benson		2
Benjamin-Bosmans Verdonk	2	2*

tied for team lead also included

* indicates at Carolina

2022-23 GAME-BY-GAME

	Date	Result	FG-A	Pct	3FG-A	Pct	FT-A	Pct	O-D-Total	PF	Pts	A	TO	Blk	Std	Min	Half
SC State			28-64	.438	11-26	.423	10-16	.625	10-23-33	24	77	17	10	6	5	200	33
South Carolina	Nov. 8, 2022	W, 80-77	26-59	.441	7-20	.350	21-32	.656	14-26-40	17	80	12	11	5	3	200	36
Clemson			23-61	.377	7-18	.389	5-9	.556	9-23-32	17	58	13	13	4	9	200	26
South Carolina	Nov. 11, 2022	W, 60-58	22-64	.344	10-26	.385	6-13	.462	19-31-50	15	60	12	19	4	6	200	35
Colorado State <i>♣</i>			35-60	.583	6-20	.300	9-15	.600	5-35-40	16	85	18	8	2	7	200	40
South Carolina	Nov. 17, 2022	L, 53-85	19-61	.311	8-26	.308	7-9	.778	9-25-34	19	53	11	16	2	3	200	19
Davidson <i>♣</i>			26-58	.448	9-25	.360	8-9	.889	8-24-32	14	69	17	13	1	7	200	25
South Carolina	Nov. 18, 2022	L, 60-69	22-56	.393	6-18	.333	10-15	.667	12-24-36	18	60	7	16	7	8	200	29
Furman <i>♣</i>			30-59	.508	12-27	.444	7-9	.778	10-24-34	15	79	22	12	3	9	200	38
South Carolina	Nov. 20, 2022	L, 60-79	22-49	.449	7-22	.318	9-16	.563	5-19-24	10	60	13	17	3	3	200	31
USC Upstate			24-52	.462	2-12	.167	3-9	.333	10-18-28	13	53	8	13	2	3	200	31
South Carolina	Nov. 25, 2022	W, 68-53	28-59	.475	4-18	.222	8-11	.727	13-21-34	15	68	10	8	4	5	200	28
at George Washington			30-59	.508	12-27	.444	7-10	.700	11-29-40	11	79	21	12	3	6	200	40
South Carolina	Nov. 30, 2022	L, 55-79	21-65	.323	8-25	.320	5-9	.556	15-20-35	11	55	13	11	4	5	200	20
at Georgetown			28-65	.431	3-18	.167	12-19	.632	15-21-36	14	71	10	9	2	13	205	37
South Carolina	Dec. 3, 2022	W, 74-71 (OT)	28-62	.452	10-31	.323	8-13	.615	15-24-39	19	74	18	16	0	3	205	26
Presbyterian			24-46	.522	5-13	.385	4-7	.571	5-20-25	13	57	11	11	2	3	200	33
South Carolina	Dec. 11, 2022	W, 68-57	27-55	.491	8-22	.364	6-10	.600	9-16-25	9	68	10	6	2	5	200	37
at UAB			30-67	.448	8-20	.400	16-17	.941	17-24-41	13	84	16	12	4	6	200	42
South Carolina	Dec. 14, 2022	L, 70-84	26-61	.426	10-25	.400	8-13	.615	12-20-32	17	70	15	14	4	4	200	28
East Carolina ^			22-44	.500	9-22	.409	11-20	.550	5-23-28	16	64	14	11	1	9	200	37
South Carolina	Dec. 17, 2022	L, 56-64	21-55	.382	6-24	.250	8-13	.615	15-20-35	15	56	6	12	1	5	200	18
Western Kentucky			20-55	.364	3-22	.136	15-25	.600	5-26-31	18	58	4	8	6	5	200	32
South Carolina	Dec. 22, 2022	W, 65-58	22-64	.344	9-28	.321	12-25	.480	17-34-51	22	65	10	10	2	2	200	34
Eastern Michigan			25-63	.397	10-28	.357	4-9	.444	10-20-30	15	64	9	8	3	6	200	30
South Carolina	Dec. 30, 2022	W, 74-64	28-63	.444	8-26	.308	10-17	.588	18-28-46	10	74	12	9	3	5	200	40
*at Vanderbilt			27-60	.450	7-19	.368	23-35	.657	14-30-44	15	84	13	13	7	3	200	34
South Carolina	Jan. 3, 2023	L, 79-84 (OT)	30-72	.417	9-29	.310	10-15	.667	14-24-38	25	79	11	11	1	4	200	32
*No. 8/9 Tennessee			35-68	.515	10-22	.455	5-7	.714	18-30-48	18	85	19	14	3	13	200	43
South Carolina	Jan. 7, 2023	L, 42-85	12-48	.250	4-26	.154	14-15	.933	7-14-21	11	42	5	18	5	10	200	21
*at Kentucky			29-57	.509	3-10	.300	7-14	.500	14-14-28	11	68	9	6	6	6	200	32
South Carolina	Jan. 10, 2023	W, 71-68	27-56	.482	11-20	.550	6-7	.857	15-17-32	15	71	11	15	1	2	200	42
*Texas A&M			34-62	.548	9-20	.450	17-21	.810	20-28-48	16	94	16	11	4	4	200	50
South Carolina	Jan. 14, 2023	L, 53-94	19-50	.380	6-22	.273	9-13	.692	5-11-16	17	53	9	12	2	7	200	18
*Ole Miss			23-50	.460	10-24	.417	14-26	.538	7-36-43	16	70	18	12	3	3	200	30
South Carolina	Jan. 17, 2023	L, 58-70	22-60	.367	6-24	.250	8-13	.615	5-26-31	20	58	9	9	1	6	200	20
*No. 16/17 Auburn			30-60	.500	3-17	.176	18-25	.720	10-25-35	16	81	20	9	4	8	200	39
South Carolina	Jan. 21, 2023	L, 66-81	20-56	.357	7-28	.250	19-24	.792	12-23-35	23	66	8	14	2	6	200	22
*at Florida			31-66	.470	7-27	.259	12-17	.706	6-30-36	16	81	21	5	9	10	200	34
South Carolina	Jan. 25, 2023	L, 60-81	22-60	.367	5-14	.357	11-19	.579	12-33-45	16	60	8	15	4	5	200	26
*at Georgia			28-56	.464	6-15	.400	23-29	.793	6-25-31	12	81	14	11	3	15	205	35
South Carolina	Jan. 28, 2023	L, 78-81 (OT)	28-68	.412	13-31	.419	9-14	.643	17-25-42	21	78	13	18	2	7	205	37
*Mississippi State			27-51	.529	3-12	.250	9-12	.750	11-22-33	14	66	18	16	4	11	200	32
South Carolina	Jan. 31, 2023	L, 51-66	18-53	.340	8-24	.333	7-14	.500	13-14-27	15	51	8	18	1	8	200	26
*Arkansas			26-55	.473	4-15	.267	9-13	.692	10-22-32	14	65	11	11	5	3	200	36
South Carolina	Feb. 4, 2023	L, 63-65	24-58	.414	7-19	.358	8-14	.571	13-21-34	13	63	12	10	3	6	200	27
*at Missouri			27-53	.509	12-25	.480	17-21	.810	10-18-28	15	83	17	10	1	9	200	41
South Carolina	Feb. 7, 2023	L, 74-83	26-50	.520	9-25	.360	13-21	.619	12-16-28	17	74	18	14	2	5	200	37
*at Ole Miss			20-54	.370	6-23	.261	15-22	.682	10-24-34	16	61	14	11	2	11	200	38
South Carolina	Feb. 11, 2023	W, 64-61	21-50	.420	9-25	.360	13-20	.650	9-25-34	15	64	12	15	2	6	200	35
*Vanderbilt			25-65	.385	10-37	.270	15-23	.652	19-29-48	13	75	14	9	3	4	200	38
South Carolina	Feb. 14, 2023	L, 64-75	21-58	.362	7-27	.259	15-18	.833	10-24-34	18	64	9	10	1	2	200	18
*at LSU			26-62	.419	7-21	.333	14-26	.538	16-20-36	19	73	9	6	5	5	299	31
South Carolina	Feb. 18, 2023	W, 82-73	25-54	.463	15-32	.469	17-18	.944	9-27-36	19	82	20	12	3	3	200	36
*No. 2/2 Alabama			27-62	.435	7-27	.259	17-25	.680	11-29-40	17	78	10	12	5	6	205	31
South Carolina	Feb. 22, 2023	L, 76-78 (OT)	30-62	.484	9-21	.429	7-13	.538	5-22-27	21	76	7	11	3	5	205	35
*at No.11/13 Tennessee			36-62	.581	10-23	.435	3-6	.500	12-22-34	8	85	29	4	3	7	200	38
South Carolina	Feb. 25, 2023	L, 45-85	19-54	.352	4-22	.182	3-7	.429	14-16-30	6	45	8	14	2	3	200	26
*at Miss. State			26-52	.500	3-14	.214	19-24	.792	8-20-28	13	74	18	9	0	9	200	42
South Carolina	Feb. 28, 2023	L, 68-74	23-52	.442	6-20	.300	16-17	.941	9-20-29	19	68	14	14	2	2	200	34
*Georgia			19-51	.373	5-23	.217	12-13	.923	8-17-25	21	55	6	16	4	7	200	27
South Carolina	March 4, 2023	W, 66-51	20-52	.385	2-14	.143	19-31	.613	16-24-40	12	61	9	16	6	7	200	25

BOLD - home game | *♣* - Charleston Classic (Charleston, S.C.) | ^ - Greenville Winter Inv. (Greenville, S.C.) | * - indicates SEC contest




2022-23 SOUTH CAROLINA BASKETBALL

OVERALL: 11-20 // SEC: 4-14 // HOME: 7-8 // AWAY: 4-8 // NEUTRAL: 0-4

DATE	OPP.	W/L	SCORE	RECORD (SEC)	POINTS	REBOUNDS	ASSISTS	BLOCKS	STEALS	ATTENDANCE
11/8/22	SC State	W	80-77	1-0	Brown (21)	Jackson II (10)	Wright (4)	Gray (2)	Three tied (1)	12,012
11/11/22	Clemson	W	60-58	2-0	Carter Jr. (16)	Gray (10)	Carter Jr. (3)	Gray (3)	Carter Jr. // Jackson II (2)	13,380
11/17/22	&Colorado State	L	53-85	2-1	Jackson II (20)	Jackson II (7)	Johnson (4)	Brown // Gray (2)	Johnson (2)	5,017
11/18/22	&Davidson	L	60-69	2-2	Carter Jr. (26)	Jackson II (9)	Three tied (2)	Brown (3)	Jackson II (3)	3,459
11/20/22	&Furman	L	60-79	2-3	Jackson II (19)	Jackson II (6)	Johnson (5)	Three tied (1)	Three tied (1)	1,621
11/25/22	USC Upstate	W	68-53	3-3	Jackson II (22)	Brown (9)	BBV (4)	Jackson II (2)	BBV // Brown (2)	9,347
11/30/22	at George Washington	L	55-79	3-4	Carter Jr. (13)	Jackson II // BBV (6)	Wright (4)	Jackson II (3)	Five tied (1)	2,216
12/3/22	at Georgetown	W	74-71 (OT)	4-4	Jackson II (22)	Brown Jackson II (8)	Johnson (8)	-	Three tied (1)	5,391
12/11/22	vs. Presbyterian	W	68-57	5-4	Jackson II (18)	Gray (7)	Johnson (4)	Gray // BBV(1)	Carter Jr. (2)	9,276
12/14/22	at UAB	L	70-84	5-5	Jackson II (20)	Gray (7)	Johnson (7)	Gray // Jackson II (2)	Johnson (3)	5,126
12/17/22	^ECU	L	56-64	5-6	Brown (15)	Gray (7)	Johnson (3)	Gray (1)	Jackson II (2)	4,117
12/22/22	vs. Western Kentucky	W	65-58	6-6	Johnson (25)	Jackson II (16)	Wright // Carter (3)	Jackson II (2)	Brown // Davis (1)	9,163
12/30/22	vs. Eastern Michigan	W	74-64	7-6	Jackson II (24)	Jackson II (9)	Johnson // Wright (3)	Three tied (1)	Carter Jr. (2)	9,023
1/3/23	at Vanderbilt	L	79-84 (OT)	7-7 (0-1)	Carter Jr. (24)	Jackson II (7)	Carter Jr. (4)	Brown (1)	Jackson II (2)	6,344
1/7/23	vs. No. 8/9 Tennessee	L	42-85	7-8 (0-2)	Johnson (19)	Gray (5)	Davis (2)	Davis (2)	Four tied (2)	10,704
1/10/23	at Kentucky	W	71-68	8-8 (1-2)	Johnson (26)	Johnson (6)	Johnson (6)	Gray (1)	Brown // Wright (1)	19,393
1/14/23	vs. Texas A&M	L	53-94	8-9 (1-3)	Davis (13)	Jackson II // DHS (3)	Johnson (3)	Jackson II // Gray (1)	Davis // Wright (2)	10,883
1/17/23	vs. Ole Miss	L	58-70	8-10 (1-4)	Jackson II (15)	Jackson II (7)	Jackson II (3)	Gray (1)	Six tied (1)	9,171
1/21/23	vs. No. 16/17 Auburn	L	66-81	8-11 (1-5)	Jackson II (30)	Jackson II (8)	Johnson (5)	Jackson II (2)	Brown (3)	13,048
1/25/23	at Florida	L	60-81	8-12 (1-6)	Jackson II (20)	Gray (13)	Three tied (2)	Four tied (1)	Wright (2)	7,831
1/28/23	at Georgia	L	78-81 (OT)	8-13 (1-7)	Jackson II (18)	Brown (10)	Johnson (5)	Gray (2)	Jackson II (4)	10,523
1/31/23	vs. Miss. State	L	51-66	8-14 (1-8)	Jackson II (15)	Gray (14)	Three tied (2)	Gray (1)	Gray // Johnson (2)	9,129
2/4/23	vs. Arkansas	L	63-65	8-15 (1-9)	Gray // Johnson (20)	Gray (14)	Johnson // Wright (4)	Three tied (1)	Brown (4)	11,558
2/7/23	at Missouri	L	83-74	8-16 (1-10)	Jackson II (23)	Gray (7)	Johnson (5)	Brown // Bosmans-Verdonk (1)	Wright (2)	8,830
2/11/23	at Ole Miss	W	64-61	9-16 (2-10)	Brown (18)	Gray (13)	Wright (4)	Gray // Jackson II (1)	Brown // Davis (2)	5,928
2/14/23	vs. Vanderbilt	L	64-75	9-17 (2-11)	Johnson (19)	Gray (12)	Johnson // Wright (3)	Davis (1)	Brown // Davis (2)	8,906
2/18/23	at LSU	W	82-73	10-17 (3-11)	Johnson // Jackson II (20)	Jackson II (8)	Johnson (6)	Gray (2)	Brown (2)	9,024
2/22/23	vs. No. 2/2 Alabama	L	76-78 (OT)	10-18 (3-12)	Jackson II (20)	Gray (6)	Johnson (4)	Jackson II (2)	Davis (3)	11,242
2/25/23	at No. 11/13 Tennessee	L	45-85	10-19 (3-13)	Brown (18)	Gray (10)	Wright (3)	Jackson II (2)	Three tied (1)	20,273
2/28/23	at Miss. State	L	68-74	10-20 (3-14)	Jackson II (22)	Jackson II (8)	Johnson (3)	Gray // Jackson II (1)	Davis // Johnson (1)	7,280
3/4/23	vs. Georgia	W	61-55	11-20 (4-14)	Johnson (18)	Gray (13)	Johnson (7)	Jackson II (2)	Davis (3)	10,211

♣ - Charleston Classic (Charleston, S.C.) | ^ - Greenville Winter Inv. (Greenville, S.C.) | * - indicates SEC contest | home games in bold



GAME 1
Columbia, S.C.
Colonial Life Arena
Nov. 8, 2022
Brown, Jackson II Power Game-cocks to First Win of Paris Era



GAME 2
Columbia, S.C.
Colonial Life Arena
Nov. 11, 2022
Carter Jr.'s Late Bucket Lifts South Carolina over Clemson



GAME 3
Charleston, S.C.
TD Arena
Nov. 17, 2022
Rams shot nearly 60 percent against the Gamecocks at TD Arena

COLUMBIA, S.C. (AP) — Hayden Brown scored 21 points, freshman Gregory Jackson II had 18 points and 10 rebounds in his debut and South Carolina beat South Carolina State 80-77 on Tuesday night for the first victory for coach Lamont Paris.

S.C. State's Davion Everett tipped in a miss with 4.5 seconds left to pull within 79-77, and the Bulldogs fouled Jacobi Wright, who made 1 of 2 free throws. South Carolina elected to foul Rakeim Gary in the backcourt and it paid off as he missed the first free throw and the second was waived off after a lane violation.

Wright added 14 points and Meechie Johnson, a transfer from Ohio State, scored nine points for South Carolina. Jackson, who was rated the country's sixth-best college prospect by ESPN.com, was 7 of 15 from the field.

Lesown Hallums led South Carolina State with 20 points. Rahsaan Edwards added 13 points, Gary had 12 and Everett scored 11.

Paris, who spent the past five seasons coaching Chattanooga, leads a relatively new roster as eight players, including all five starters, departed.

South Carolina faces state rival Clemson on Nov. 11, then plays in the Charleston Classic, an in-state, eight-team tournament that also features ACC Tournament champion Virginia Tech and Penn State of the Big Ten.

COLUMBIA, S.C. (AP) — Chico Carter Jr. had 16 points, including a turn-around basket with 0.9 seconds left to lift South Carolina to a 60-58 win over rival Clemson on Friday night.

The Tigers (1-1) were down nine points at the half and trailed 58-51 with less than three minutes to play. But they tied the game on Brevin Galloway's two foul shots with 7.8 to play. That's when Carter dribbled the ball down the left side into a defender, then turned to loft a soft shot that sent the crowd into hysterics.

Clemson didn't get off a final shot in time.

Carter, among the few holdovers from last year's team for new coach Lamont Paris, had four of the Gamecocks (2-0) 10 3-pointers. Carter's last one followed a three from Hayden Brown to put South Carolina ahead 55-49 with 5:04 remaining.

The Tigers fell to the Gamecocks for the first time in three meetings — and on Paris' 48th birthday.

Paris became South Carolina's first first-year head coach to win the rivalry game since Dave Odom did it in 2001.

Freshman Gregory "GG" Jackson II had 12 points and eight rebounds while Josh Gray led the team with 10 rebounds and three of its four blocks.

Clemson, picked 11th in the Atlantic Coast Conference this season, was down 35-26 at the half and trailed throughout the second half. The Tigers got within two points twice, the last at 58-56 on PJ Hall's basket with 1:19 to play.

CHARLESTON, S.C. (AP) — James Moors scored a career-high 24 points and grabbed nine rebounds, and Colorado State beat South Carolina 85-53 on Thursday in the Charleston Classic.

Colorado State (4-0) scored 54 points in the paint — one more than South Carolina's point total. The Gamecocks turned it over 16 times and made 19 field goals.


Colorado State made nine straight shots in the first half and led 40-19 at halftime as South Carolina went the final five minutes, 20 seconds without scoring. The Gamecocks had seven field goals and 10 turnovers in the half.

Meechie Johnson made South Carolina's fourth 3-pointer in the opening four minutes of the second half to cap a 9-0 run to get within 48-34. But the Rams stayed hot, making 11 of their first 18 field goals to build a 66-38 lead.

John Tonje added 14 points and Isaiah Rivera and Chico Carter Jr. each scored 12 for Colorado State. The Rams led by as many as 34 points.

G.G. Jackson II, a highly regarded freshman forward from Columbia, had 20 points and seven rebounds for South Carolina (2-1). He was the only player for the Gamecocks in double figures.

GAME 1

	Official Basketball Box Score - End of 2nd Period											Game Time: 7:00 PM			
	South Carolina St. at South Carolina											Game Duration: 2:14			
	11/08/22 Colonial Life Arena, Columbia														
	2022-23 Men's Basketball														
South Carolina St. - 77											Officials: Chuck Jones, Steven Anderson, Michael Seabrooks				
NO. Name	Min	FG	3P	FT	Rebounds	Fouls	TP	AS	TO	ST	Blocks	W.	Shooting By Period		
													1st FG% 10-20 43.3%		
34 Justin Wilson	15:16	12	0	0	2	2	4	3	2	0	0	1	0	2nd FG% 18-44 40.9%	
42 Dallas James	08:35	0	0	0	3	2	5	0	1	0	0	0	0	3P% 4-15 26.7%	
1 Cameron Jones	01:45	1	0	0	0	0	0	1	0	2	1	2	0	FT% 10-16 62.5%	
3 Lesown Hallums	01:57	6	12	3	6	1	2	3	8	20	3	1	2	GMFG% 28-64 43.8%	
10 Rahsaan Edwards	03:45	5	11	3	7	0	0	1	6	7	2	13	4	FT% 10-16 62.5%	
55 Davion Everett	22:56	5	8	1	2	1	2	1	11	2	1	2	0	3P% 4-15 26.7%	
2 Jordan Simpson	17:07	14	0	0	1	1	3	0	2	2	0	0	1	FT% 10-16 62.5%	
11 Rakeim Gary	25:28	4	13	4	9	1	3	4	4	3	12	3	0	GMFG% 28-64 43.8%	
24 Shanan Nelson	15:31	3	4	0	4	0	3	3	2	2	0	1	0	FT% 10-16 62.5%	
12 Daquan Bates	08:59	1	3	0	0	0	0	0	0	0	2	0	1	GMFG% 28-64 43.8%	
55 Rahsaan Edwards	12:42	1	2	1	1	0	1	2	3	4	1	3	0	FT% 10-16 62.5%	
Team														Deaf By Period: 5.0	
Totals		28-64	11-26	10-10	10	23	33	24	17	17	11	5	6	5	
Technical Fouls: Coach 1 M 4:33 Everett 2 M 12:27															

CHARLESTON, S.C. (AP) — Foster Loyer scored 18 points and Sam Mennenga scored 15 and Davidson used a 10-2 run in the second half to beat South Carolina 69-60 on Friday night.

The Gamecocks led 29-25 halftime, but after the break Connor Kochera made a layup and followed with a 3-pointer to give Davidson (4-1) a 42-38 lead and the Wildcats stayed ahead the rest of the game.

Kochera scored 12 points on 4-for-8 shooting.

Davidson sank mid-range baskets and 3s against the Gamecocks' zone defense and continued their strong shooting when South Carolina (2-2) went to man-to-man. The Wildcats moved the ball effectively distributing 17 assists on 26-made baskets.

The Wildcats held off South Carolina's Chico Carter Jr. who missed tying his career high with 26 points on 9-for-14 shooting including 6 of 8 from 3-point range.

Gregory "GG" Jackson II scored 12 points and Hayden Brown 10 for South Carolina.

GAME 4

Official Basketball Box Score - Final

South Carolina at Davidson

11/19/22 10:45 AM, Charleston, SC

South Carolina: Game Report

Game Time: 01:30 PM

Game Duration: 1:56

Game Attendance: 1,445

South Carolina - 60

Record: 2-1

NO. Name	Min	PTS	FG	3P	FT	Rebounds	Fouls	PF	TS	AST	STL	BLK	Blocks	±
10 Hayden Brown	31:42	31.4	6-5	4-4	1	3	4	3	2	10	4	2	3	0
23 Gregory "GG" Jackson II	38:01	51.2	20-23	3	3	6	9	3	4	12	2	3	2	1
31 Benjamin Bosmans-Ferraro	2:51	1.5	1-0	1	2	2	4	6	3	3	3	2	1	0
1 Jacob Wright	38:33	27.0	9-22	1	0	0	0	3	1	5	2	3	1	0
2 Chico Carter, Jr.	38:04	91.4	36-53	2	0	4	4	2	26	2	2	0	0	-11
24 Gregory Davis	12:59	0.1	0-1	0	0	1	2	1	0	0	0	0	0	-7
33 Josh Gray	05:36	11.1	0-2	1	1	2	1	2	1	0	0	0	1	0
30 Daniel Hankins Sanford	10:04	1.2	0-0	0	0	3	3	6	1	0	2	0	0	0
Team						2	1	3						
Totals	22:56	6-18	10-15	12-24	36-38	18-20	10-20	7	16	8	7	1	9	

Davidson - 59

Record: 4-1

NO. Name	Min	PTS	FG	3P	FT	Rebounds	Fouls	PF	TS	AST	STL	BLK	Blocks	±
1 Reed Bailey	17:17	25.5	5-11	0-0	1-2	4	1	2	4	2	1	0	1	0
3 Sam McMillen	38:58	7.5	3-5	0-1	1-2	4	6	1	9	1	0	1	0	0
0 Foster Loyer	38:27	51.4	4-9	4-4	0	4	4	1	8	4	4	2	0	12
5 Grant Huffman	22:27	25.5	4-8	0-0	4-4	1	4	1	5	4	2	0	0	1
23 Connor Kuchera	33:30	42.6	16-22	0	3	3	4	2	11	2	0	0	0	6
4 Desmond Watson	25:36	47.2	12-21	0	4	4	2	1	9	0	1	1	2	8
42 David Skogman	28:12	25.5	1-3	1-1	1	5	6	0	1	4	1	0	0	4
15 Sean Logan	01:32	0.1	0-0	0-0	0	1	0	0	1	0	0	0	0	2
Team						8	24	3						
Totals	26:58	9-25	9-9	8-9	4-4	32	14	19	17	13	7	1	7	9

Technical Fouls:South Carolina 0;Davidson 2

Shooting By Period

1st	16%	11-27	40.7%
2nd	39%	30-39	30.8%
3rd	27%	9-31	29%
4th	36%	15-31	48.4%
5th	45%	15-33	45.5%
GMF	37%	8-8	100%
GMF5	25%	4-6	66.7%
3PTs	34%	9-25	36.0%
FTs	91%	9-9	99.9%

Dead Ball Rebounds: 1

USC

2-1

DAVIDSON

Biggest Lead

2

2nd 19:43

8-13

8-11

Best Shooting %

10

1st 2:50

9-14

8-13

Lead Changes

5

Second Chance

10

8

Times Tied

3

Fast Breaks

11

2

Time with Lead

14:29

23:24

Bench

4

15



DAVID

25

44

69



	60	<p>GAME 5</p> <hr/> <p>Charleston, S.C. TD Arena Nov. 20, 2022</p> <p><i>Rams shot nearly 60 percent against the Gamecocks at TD Arena</i></p>
	79	

CHARLESTON, S.C. (AP) – Garrett Hien came off the bench and scored 13 of his career-high 20 points in the second half and Furman pulled away from South Carolina in the seventh-place game of the Charleston Classic on Sunday.

Hien made 8-of-12 shots, including 3-of-4 3-pointers and had five rebounds and three assists.

Both teams entered the Charleston Classic with 2-0 records. The Gamecocks lost to Colorado State 85-53 and Davidson 69-60. The Paladins fell to Penn State 73-68 and Old Dominion 82-77.

Jalen Slawson had 14 points, seven rebounds, five assists and two blocks for the Paladins. Tyrese Hughey added 12 points and Mike Bothwell had 11 points, five rebounds, eight assists and two steals.

GG Jackson II scored 19 points and grabbed six rebounds for the Gamecocks and Chico Carter Jr., added 17 points.

Hughey hit a 3-pointer with 12 1/2 minutes to play to put Furman ahead 56-45 and the Paladins were up by double figures the rest of the way.



Marcus Foster scored all eight of his points and three players had seven as the Paladins took a 38-31 halftime lead. Carter and Jackson both had 12 points for the Gamecocks on 5-of-7 shooting but their teammates were a combined 2 of 11.

Furman took the lead when Foster's 3-pointer started a 15-0 run for a 30-18 lead. Six different players scored in that five-minute stretch that saw South Carolina miss three shots of commit three turnovers.

South Carolina shot 42% in the second half while Furman shot 58%, going 7-of-13 from 3-point range. The Paladins finished at 51%, including 12-of-27 behind the arc.

GAME 5

Official Basketball Box Score - Final															Game Time: 07:00 PM	
Furman at Davidson, SC																
11/02/02 @ Davidson, Charleston, SC																
Furman vs. South Carolina																
Officials: Anthony Petty, Brooks Wells, John Humphreys																
Number - 79																
Record - 3-2																
Player Name	Min	pts	reb	sp	st	ft	Rebounds	Fouls	PF	AS	TB	Shots	BKs	+/-		
4 Ben VanderWalt	F 07:21	02	01	02	1	0	1	0	1	2	1	0	1	-5		
15 Tyrone Hughes	F 18:24	5-8	2-4	2-0	1	1	2	3	0	12	0	1	0	-8		
1 Jason Stawson	F 25:50	61-14	1-2	1-2	5	7	3	14	5	4	5	2	0	18		
1 UP Hugue	G 28:56	32	1-1	1-1	2-0	0	5	12	1	11	1	0	0	9		
3 Mike Babbitt	F 05:50	4-10	2-15	1	2	3	5	1	0	13	6	3	2	0		
5 Marcus Foster	28:01	3-8	0-0	0-0	0	3	3	1	0	8	0	1	0	23		
13 Garrett Hahn	26:57	8-12	3-4	1-2	3	2	3	3	1	20	3	1	0	13		
11 Carter White	05:41	0-1	0-0	0-0	0	0	0	1	0	1	1	0	0	9		
22 Joe Anderson	11:57	1-1	1	1	0	0	1	2	0	2	0	2	0	0		
Team							1	3	4	0	0	0				
Totals	30:59	122	7	0	14	20	34	15	7	72	12	3	3	19		
Technical Fouls: Sawson 2; 13:29																
South Carolina - 60																
Record - 3-2																
Player Name	Min	pts	reb	sp	st	ft	Rebounds	Fouls	PF	AS	TB	Shots	BKs	+/-		
10 Hayden Brown	F 30:04	25-14	1-2	0-2	1	4	5	3	3	5	1	4	1	-17		
23 Gregory "Godd" Jackson F	F 36:24	8-15	2-5	1-2	1	5	6	0	2	19	1	5	0	-13		
31 Benjamin Bosmans-Vander W	F 19:24	0-0	0	0	0	2	4	0	3	4	1	1	0	-8		
2 Chris Carter, Jr.	G 28:38	7-11	3-4	0-0	0	2	2	1	1	17	2	2	0	-9		
5 Michael Johnson	G 25:30	17-16	1-0	0	0	1	1	2	0	11	0	0	0	-9		
1 Jacob Wright	F 24:44	2-4	0-1	0	1	2	2	2	2	2	0	0	0	-12		
2 Daniel Hankins-Sanford	F 10:24	1-2	0-2	0	1	1	2	0	1	2	3	0	0	-9		
3 John Gray	J 09:11	1-1	0	0	1	2	1	1	1	1	0	0	0	-1		
12 Zachary Davis	O 01:13	0-1	0-1	0-0	0	0	0	0	0	0	0	1	0	1		
44 David Cooper, Jr.	O 17:54	0-0	0-0	0-0	0	0	0	0	0	0	0	0	0	1		
Team							0	0	0	0	0	0				
Totals	22:22	69	1-6	1-5	2-4	10	24	14	4	40	12	7	3	3	-19	
Technical Fouls: Furco 2; 13:29																
FUR USC																
Biggest Lead 21 (2nd 0:31) 11 (1st 6:35)																
Best Scoring Run 14 (1st 6:35) 11 (1st 6:35)																
Paint Second 34 24																
Lead Changes 1																
Times Tied 7																
Time with Lead 30:30 07:33																
Bench USC 31 29 60																
Period by Period Scoring																
1st 2nd 3rd 4th																
FUR 38 41 70																

	68	GAME 6
	53	Columbia, S.C. Colonial Life Arena Nov. 25, 2022
		<i>Jackson scores career-high 22 points and was an efficient 8-of-14 from the floor</i>

COLUMBIA, S.C. (AP) – Freshman Gregory “GG” Jackson II scored 22 points, Hayden Brown added 15 points, and South Carolina snapped a three-game losing streak with a 68-53 victory over USC Upstate on Friday.

Jackson, averaging 16.5 ppg coming in, bettered his previous high of 20 set in a 32-point loss to Colorado State last week.

Jacobi Wright scored 10 points for South Carolina (3-3) and Brown had a team-high nine rebounds.

There were 11 lead changes in the first half and Upstate led 31-28 at the break. The Gamecocks took the lead for good with a 10-2 run to open the second half. The Spartans were unable to string together consecutive baskets at any point in the second half while the Gamecocks gradually increased their lead. The largest margin was 17 points with about 1 1/2 minutes to go.


Ahmir Langlais had 14 points and seven rebounds off the bench for the Spartans (2-4) and Jordan Gainey added 13 points.

South Carolina committed only eight turnovers.

South Carolina was coming off consecutive losses to Colorado State, Davidson and Furman at the Charleston Classic.

South Carolina will play out of state for the first time this season when the Gamecocks travel to Washington, D.C., to play George Washington on Wednesday.

GAME 6



Official Basketball Box Score - Final

USC Upstate at South Carolina

11/22/22 Global Live Arena, Columbia

2022-23 Men's Basketball

Game Time: 4:00 PM

Game Duration: 1:48

Attendance: 3,347

Officials: Tony Owens, VM Howard, Robert Felber

USC Upstate - 53

Record: 24-4

NO. Name	Min	MP	FG	3P	FT	ORB	DRB	Reb	TO	PF	PTS	AST	ST	BLK	Bk	+	Shooting By Period	
0 Kycharius Smith	F	15:30	2-3	0-0	0-0	1	1	2	2	4	0	1	2	1	0	2	10	3PT% 24.52 52.0%
1 Nick Adams	G	28:42	3-7	1-3	0-1	0	0	0	2	0	3	7	0	2	0	0	1	FT% 26.33 3%
11 Jordan Ganey	F	24:08	6-12	1-2	0-0	0	0	0	0	0	13	1	2	1	0	0	13	3PT% 50.00 33.3%
12 Treac Robinson	G	35:07	5-10	1-3	0-0	4	5	9	2	7	7	3	0	0	0	0	13	2PT% 50.00 40.0%
14 Floyd Rideau Jr.	F	36:34	2-7	0-2	0-0	2	1	3	1	2	4	3	1	2	0	2	11	3PT% 00.00 0.0%
2 Justin Bailey	F	25:30	1-3	0-1	0-2	0	0	1	1	1	1	4	0	0	0	0	2	GMR% 26.67 42.86 2.0%
3 Jeremy Surratt	F	37:33	0-4	0-0	0-0	0	1	1	2	2	0	0	1	0	0	2	2	3PT% 2.12 5.71 0.0%
35 Amir Langley	F	26:43	7-9	0-0	0-1	0	0	0	0	0	0	0	0	0	0	0	2	FT% 39.33 33.3%
2 Thomas Shields	F	35:56	0-1	0-1	0-0	0	1	1	0	0	0	1	0	0	0	0	0	Deaf Ball Rebounds: 3.3
Team							0	2	2	0	0	0	0					
Totals		24:52	21-52	3-9	0-0	10	18	28	13	15	53	8	13	3	2	4	15	

Technical Fouls: NONE

South Carolina - 68

Record: 3-3

NO. Name	Min	MP	FG	3P	FT	ORB	DRB	Reb	TO	PF	PTS	AST	ST	BLK	Bk	+	Shooting By Period		
10 Hayden Brown	F	30:20	6-9	0-0	0-0	3	6	9	5	2	15	2	1	2	0	0	2	10	3PT% 20.00 35.7%
23 Gregory "GG" Jackson II	G	36:34	8-14	3-6	3-4	1	5	6	2	3	22	1	2	1	0	0	18	3PT% 67.86 71.4%	
31 Benjamin Bonins	F	29:52	4-7	0-0	0-0	0	3	7	7	2	8	4	2	2	1	1	22	2PT% 85.71 85.7%	
31 CJ Wright	G	37:47	5-12	0-3	0-0	0	2	2	2	2	10	2	1	0	1	0	17	3PT% 28.57 25.0%	
12 Zachary Davis	F	28:22	3-8	1-5	0-0	2	2	4	1	1	7	1	0	0	0	0	4	GMR% 25.00 47.9% 2.0%	
30 Josh Gray	G	06:58	1-2	0-0	0-0	0	0	0	0	0	2	0	0	0	0	0	0	3PT% 4.44 22.2% 0.0%	
41 Ford Cooper Jr.	F	24:30	1-5	0-2	1-2	1	1	2	1	1	4	0	0	0	0	0	4	FT% 51.11 72.7%	
30 Daniel Hamilton-Sanford	F	05:00	0-2	0-0	0-0	2	0	2	0	1	0	0	1	0	0	0	0		
2 DeVaughn Minott	G	06:41	0-2	0-0	0-0	0	0	0	1	0	0	0	0	0	0	0	-1		
34 Eli Spierman	F	07:48	0-0	0-0	0-0	0	0	0	0	0	0	0	0	0	0	0	2		
Team							0	0	0	0	0	0	0	0	0	0			
Totals		28:59	48-118	11-31	3-4	15	23	34	10	15	68	10	8	5	4	2	15		

Technical Fouls: NONE

USPS

Points from Turnovers

Points from Paint

Second Chance

Fast Breaks

Times Tied

25 (12-15)

13 (12-26)

15 (12-35)

12 (10-26)

2

3

Points from Turnovers

Points from Paint

Second Chance

Fast Breaks

Times Tied

4

13

36

40

2

5

Period by Period Scoring

1st

2nd

TOT


USPS

31


22

53

GAMECOCK
MEN'S BASKETBALL



55




79


GAME 7

Washington, D.C.
Charles E. Smith Center
Nov. 30, 2022

Gamecocks shot just 32.3 percent compared to 50.8 percent for the Colonials



74




71


GAME 8

Washington, D.C.
Capital One Arena
Dec. 3, 2022

Gamecocks trailed by 11 at halftime and shot over 70 percent from 2-point range the final 25 minutes



68



57

GAME 9

Columbia, S.C.
Colonial Life Arena
Dec. 11, 2022

Trio of Jackson (18), Johnson (16) and Brown (14) combine for 48 of the team's 68 points

WASHINGTON (AP) — James Bishop IV scored 15 of his 24 points in the first half when George Washington took a 20-point lead and didn't look back, beating South Carolina 79-55 on Wednesday night.

Bishop was 8-of-19 shooting, made 5 of 8 3-point attempts, and had eight assists for the Colonials (5-2), who shot 51%. Brendan Adams added four more 3-pointers and finished with 18 points while Ricky Lindo Jr. had 15.

Chico Carter Jr., who missed the Gamecocks' previous game, scored 13 points with three 3-pointers. Freshman Gregory "GG" Jackson II, who came in averaging over 17 points per game, finished with 11 on 4-of-17 shooting and had just two points in the first half when South Carolina (3-4) fell behind 40-20. The Gamecocks shot just 32%.

George Washington never trailed in the game and led by as many 35 in the second half.

The Colonials took their first win over a Power 5 team since beating Florida in the 2016 NIT quarterfinals.

WASHINGTON (AP) — Meechie Johnson hit a long 3-pointer with 25.9 seconds to go and Georgetown missed two 3s in the closing seconds and South Carolina rallied to defeat the Hoyas 74-71 in overtime on Saturday.

After Jay Heath made two free throws for Georgetown to tie the game at 71 with 52.7 seconds left, South Carolina put up a 3 from the left corner but Benjamin Bosmans-Verdonk snagged the rebound and found Johnson on the right wing.

South Carolina (4-4) rallied from an 11-point second-half deficit behind Gregory "GG" Jackson II, who scored all 22 of his points after halftime. Johnson had 17 points, eight assists and seven rebounds. Hayden Brown added 16 points and matched Jackson's eight rebounds.

Heath had 23 points to lead the Hoyas (4-5), who have been outscored by 67 points in the second half of their five losses. Primo Spears added 18 points and Brandon Murray 13.

It was a wild finish at regulation. After South Carolina missed the front end of a one-and-one with 24 seconds left, Spears had a mean cross-over outside the left elbow that led to a pull-up jumper at the foul line to give Georgetown a 65-64 lead at 5.6 seconds.

South Carolina threw the ball away on a long pass. However, after lengthy review, it was determined that Heath pulled Brown's jersey, keeping him from reaching the throw. A flagrant-two foul call led to free throws for Brown at 3.8 seconds and he made 1 of 2 to tie it.

On the ensuing possession, Jackson missed a 10-foot turnaround jumper as time expired.

South Carolina shot 32% and had 10 turnovers to trail 37-26 at the half. Jackson came to life with two quick buckets and at one point scored 11-straight before Johnson hit a 3-pointer to make it a one-point game with 5:25 to play.

After a Georgetown turnover, Jackson fed Brown for a layup to put the Gamecocks up 62-61, their first lead since 10-7. Another turnover led to a Jacobi Wright basket for a 64-61 lead. But Murray scored with 1:02 to play and the then Spears gave the Hoyas the lead.

Georgetown is home against Siena on Wednesday, South Carolina has a week off before hosting Presbyterian on Dec. 11.

COLUMBIA, S.C. (AP) — Freshman Gregory "GG" Jackson II scored 18 points, Meechie Johnson added 16 and South Carolina used a 14-0 run midway through the second half to pull away for a 68-57 win over Presbyterian on Sunday night.

Jackson has scored in double figures in each game as a member of the Gamecocks and went into the game leading the team in scoring (17.0 per game) and rebounding (7.5).

Jackson threw down a dunk with about 12 minutes remaining to spark the big run — including seven points by Hayden Brown — over the next 6 minutes that gave South Carolina a 55-44 lead. Marquis Barnett hit a 3-pointer that trimmed Presbyterian's deficit to 63-55 with 2:41 left, but the Blue Hose got no closer.

Brown, a graduate transfer who scored 1,402 career points for The Citadel over five seasons, finished with 14 points — 11 in the second half — for South Carolina (5-4).

Winston Hill made 8 of 10 from the field and led Presbyterian (2-9) with 18 points and five assists. Terrell Ard Jr. added 13 points on 6-of-13 shooting.


South Carolina committed a season-low six turnovers.

Benjamin Bosmans-Verdonk made back-to-back baskets before he blocked a shot by Ard that led to a fast-break dunk by Jackson to give South Carolina a 4-0 lead less than 90 seconds into the game.

Jackson and Johnson scored five points apiece — and each hit a 3-pointer — in a 10-3 spurt that made it 16-5 with 14 minutes left in the first half. Jackson made another 3 to give the Gamecocks a 13-point lead with 5 minutes before halftime but Presbyterian scored 11 straight points before a Jackson layup made it 37-33 at the break.

Owen McCormack hit a 3 and Trevon Reddish-Rhone followed with four consecutive points to open the second half — while South Carolina missed its first six shots — to give the Blue Hose their first lead of the game at 40-37 with 17 minutes to play.

GAME 7



Official Basketball Box Score - Final

South Carolina at George Washington

115022 Charles E. Smith Center, Washington, DC

2022-23 Men's Basketball

Game Time: 13:00 PM

Game Duration: 1:47

Attendance: 2,219

Officials: A.J. Davis, Doug Simons, Chuck Jones

South Carolina - 55

Record: 3-4

NO. Name	Min	FG	3P	FT	Rebounds	Fouls	TP	AS	TO	Blocks	PF	Shooting By Period
10 Hayden Brown	28:27	4-8	0-1	0-0	0	5	5	1	1	1	0	1st FG%: 9.0% 24.2%
23 Gregory "GG" Jackson II	26:28	4-17	1-5	2-3	3	3	6	1	1	0	0	2nd FG%: 15.0% 20%
31 Benjamin Bosmans-Verdonk	19:38	1-6	0-0	1-4	5	1	6	0	3	2	1	3rd FG%: 13.0% 40.0%
1 Jacobi Wright	24:55	0-5	0-2	0-0	1	3	4	0	4	0	1	4th FG%: 5.4% 35.7%
2 Chico Carter, Jr.	27:51	4-8	3-4	2-2	1	0	1	1	1	1	0	5th FG%: 4.4% 100%
5 Meechie Johnson	21:50	2-8	2-6	0-0	0	2	1	0	6	1	3	6th FG%: 21.6% 32.3%
33 Josh Gray	15:53	2-2	0-0	0-0	2	1	3	4	0	0	0	7th FG%: 6.2% 32.0%
12 Zachary Davis	14:06	2-3	0-1	0-0	1	2	3	1	0	4	1	8th FG%: 5.9% 55.0%
44 Ford Cooper Jr.	13:14	1-5	1-4	0-0	0	2	2	2	3	3	1	9th FG%: 2.0% 20.0%
21 Ja'Von Benson	08:54	1-2	1-2	0-0	0	1	0	0	0	0	0	10th FG%: 5.0% 50.0%
14 Eli Sparkman	03:54	0-1	0-0	0-0	0	0	0	0	0	0	0	11th FG%: 0.0% 0.0%
Team		2	0	2	0	0	0	0	0	0	0	Technical Fouls: NONE
Totals		21-65	8-25	5-9	15	29	35	11	11	55	13	1st 2nd TOT

George Washington - 79

Record: 5-2

NO. Name	Min	FG	3P	FT	Rebounds	Fouls	TP	AS	TO	Blocks	PF	Shooting By Period
4 Ricky Lindo Jr.	31:09	6-8	1-3	2-2	3	3	6	2	1	5	3	1st FG%: 15.0% 50.0%
13 Hunter Dean	26:38	4-4	0-0	0-1	2	2	4	2	1	8	3	2nd FG%: 5.1% 38.5%
2 Marquis Barnett	20:15	2-6	1-2	0-0	2	6	8	0	5	1	2	3rd FG%: 5.7% 71.4%
10 Brendan Adams	23:03	7-14	4-8	0-0	1	4	5	0	0	0	0	4th FG%: 15.0% 51.7%
11 James Bishop	03:31	8-19	5-8	3-3	0	3	2	4	8	4	0	5th FG%: 10.0% 50.0%
21 Noel Brown	10:35	1-1	0-0	0-0	1	2	3	2	1	0	0	6th FG%: 21.4% 50.0%
11 E.J. Clark	16:00	0-3	0-2	0-0	3	3	3	2	1	0	1	7th FG%: 23.0% 66.7%
20 Giovanni Samuels	09:51	2-2	1-1	0-0	0	3	3	0	0	0	0	8th FG%: 30.9% 50.0%
3 Amir Harris	02:14	0-1	0-0	0-0	0	0	0	0	1	0	0	9th FG%: 0.0% 44.4%
14 Keegan Harvey	01:42	0-1	0-0	0-0	1	1	0	1	0	0	0	10th FG%: 10.0% 50.0%
Team		2	2	4	0	0	0	0	0	0	0	11th FG%: 0.0% 0.0%
Totals		50-89	12-27	7-10	11	29	48	11	11	73	22	1st 2nd TOT

Technical Fouls: 1

2nd FG%: 5.1% 38.5%

3rd FG%: 5.7% 71.4%

4th FG%: 15.0% 51.7%

5th FG%: 10.0% 50.0%

6th FG%: 21.4% 50.0%

7th FG%: 23.0% 66.7%

8th FG%: 30.9% 50.0%

9th FG%: 0.0% 44.4%


10th FG%: 10.0% 50.0%

11th FG%: 0.0% 0.0%

GAME 8

Official Basketball Box Score - Final													Game Time: 12:00 PM	
South Carolina at Georgetown														
120322 Capital One Arena, Washington														
2022-23 Men's Basketball														
Game Duration: 2:21														
Attendance: 5,231														
Officials: Mike Roberts, John Oatley, Lamar Simpson														
South Carolina - 74														
Record: 4-4														
NO. Name	Min	FG	3P	FT	Rebounds	Fouls	TP	AS	TO	Blocks	PF	Shooting By Period		
10 Hayden Brown	36:23	6-10	3-5	1-2	2	6	8	5	1	1	0	1st FG%: 9.0% 24.2%	2nd FG%: 5.1% 33.3%	3rd FG%: 5.4% 35.7%
23 Gregory "GG" Jackson II	38:36	9-19	2-5	2-3	3	5	8	2	3	22	2	4th FG%: 4.4% 100%	5th FG%: 21.6% 32.3%	6th FG%: 2.0% 20.0%
31 Benjamin Bosmans-Verdonk	19:20	2-4	0-0	0-1	5	1	6	4	1	4	2	7th FG%: 0.0% 0.0%	8th FG%: 0.0% 0.0%	9th FG%: 0.0% 0.0%
2 Chico Carter, Jr.	32:36	3-10	1-8	0-0	1	2	3	1	2	7	3	10th FG%: 6.2% 32.0%	11th FG%: 5.9% 55.0%	12th FG%: 8.1% 66.7%
5 Meechie Johnson	40:36	5-13	4-10	5-5	2	5	7	1	4	17	3	OTFG%: 6.4% 33.3%		
33 Josh Gray	06:14	1-1	0-0	0-0	1	0	1	0	2	1	0	PTFS: 13		
1 Jacobi Wright	31:25	2-3	0-1	2-2	0	0	3	4	1	6	1	OTFG%: 4.7% 66.7%		
12 Zachary Davis	03:45	0-1	0-1	0-0	0	0	0	0	0	0	0	PTFS: 0		
44 Ford Cooper Jr.	18:05	0-1	0-1	0-0	0	1	1	0	0	0	0	OTFG%: 0.0% 0.0%		
Team		1	1	2	0	2	0	2	0	0	0	OTFG%: 0.0% 0.0%		
Totals	28-62	10-31	8-15	15	24	39	19	14	74	18	13	OTFG%: 0.0% 0.0%		
Georgetown - 71														
Record: 4-5														
NO. Name	Min	FG	3P	FT	Rebounds	Fouls	TP	AS	TO	Blocks	PF	Shooting By Period		
11 Aoki Aoki	41:40	3-5	0-1	0-1	3	4	7	2	2	0	3	1st FG%: 14.3% 45.7%	2nd FG%: 1.8% 12.5%	3rd FG%: 8.1% 66.7%
34 Oudus Waltub	24:37	2-6	0-0	1-3	3	6	9	2	0	1	2	4th FG%: 12.6% 48.0%	5th FG%: 2.7% 20.0%	6th FG%: 24.0% 50.0%
0 Brandon Murray	41:48	5-14	0-5	3-5	1	0	1	1	6	13	5	7th FG%: 24.0% 50.0%	8th FG%: 24.0% 50.0%	9th FG%: 24.0% 50.0%
1 Primo Spears	41:07	8-18	0-2	2-2	4	3	2	3	0	18	3	10th FG%: 24.0% 50.0%	11th FG%: 24.0% 50.0%	12th FG%: 24.0% 50.0%
5 Jay Heath	42:30	7-14	3-8	6-6	0	6	4	3	23	0	1	OTFG%: 24.0% 50.0%		
15 Bryson Mazzone	06:27	0-1	0-1	0-0	0	1	0	1	0	0	0	PTFS: 2		
22 Bradley Ezevior	09:55	3-5	0-0	0-2	2	1	3	0	1	6	0	OTFG%: 0.0% 0.0%		
31 Wayne Bristol, Jr.	15:30	0-2	0-0	0-0	3	1	4	2	1	0	0	PTFS: 0		
4 Denver Anglin	02:25	0-0	0-0	0-0	0	0	0	0	0	0	0	OTFG%: 0.0% 0.0%		
Team		1	0	1	0	1	0	1	0	1	0	OTFG%: 0.0% 0.0%		
Totals	28-65	10-31	12-19	25	36	14	19	71	10	13	12	OTFG%: 0.0% 0.0%		
Technical Fouls: NONE														
Deaf Ball Rebounds: NONE														
USC GEO														
Points From Turnovers														
USC GEO														
Period by Period Scoring														
1st 2nd 3rd 4th OT														
USC GEO														
USC GEO														
USC GEO														
USC GEO														
USC GEO														
USC GEO														
USC GEO														
USC GEO														
USC GEO														
USC GEO														
USC GEO														
USC GEO														
USC GEO														
USC GEO														
USC GEO														
USC GEO														
USC GEO														
USC GEO														
USC GEO														
USC GEO														
USC GEO														
USC GEO														
USC GEO														
USC GEO														
USC GEO														
USC GEO														
USC GEO														
USC GEO														
USC GEO														
USC GEO														
USC GEO														
USC GEO														
USC GEO														
USC GEO														
USC GEO														
USC GEO														
USC GEO														
USC GEO														
USC GEO														
USC GEO														
USC GEO														
USC GEO														
USC GEO														
USC GEO														
USC GEO														
USC GEO														
USC GEO														
USC GEO														
USC GEO														
USC GEO														
USC GEO														
USC GEO														
USC GEO														
USC GEO														
USC GEO														
USC GEO														
USC GEO														
USC GEO														
USC GEO														
USC GEO														
USC GEO														
USC GEO														
USC GEO														
USC GEO														
USC GEO														
USC GEO														
USC GEO														
USC GEO														
USC GEO														
USC GEO														
USC GEO														
USC GEO														
USC GEO														
USC GEO														
USC GEO														
USC GEO														
USC GEO														
USC GEO														
USC GEO														
USC GEO														
USC GEO														
USC GEO														
USC GEO														
USC GEO														
USC GEO														
USC GEO														
USC GEO														
USC GEO														
USC GEO														
USC GEO														
USC GEO														
USC GEO														
USC GEO														
USC GEO														
USC GEO														
USC GEO														
USC GEO														
USC GEO														
USC GEO														
USC GEO														
USC GEO														
USC GEO														
USC GEO														
USC GEO														
USC GEO														
USC GEO														
USC GEO														
USC GEO														
USC GEO														
USC GEO														
USC GEO														
USC GEO														
USC GEO														
USC GEO														
USC GEO														
USC GEO														
USC GEO														
USC GEO														
USC GEO														
USC GEO														
USC GEO														
USC GEO														
USC GEO														
USC GEO														
USC GEO														
USC GEO														
USC GEO														
USC GEO														
USC GEO														
USC GEO														
USC GEO														
USC GEO														
USC GEO														
USC GEO														
USC GEO														
USC GEO														
USC GEO														
USC GEO														
USC GEO														
USC GEO														
USC GEO														
USC GEO														
USC GEO														
USC GEO														
USC GEO														
USC GEO														
USC GEO														
USC GEO														
USC GEO														
USC GEO														
USC GEO														
USC GEO														
USC GEO														
USC GEO														
USC GEO														
USC GEO														
USC GEO														
USC GEO														
USC GEO														
USC GEO														
USC GEO														
USC GEO														
USC GEO														
USC GEO														
USC GEO														
USC GEO														
USC GEO														

GAME 9



Official Basketball Box Score - Final

Presbyterian at South Carolina

12/12/23 Colonial Life Arena, Columbia

2022-23 Men's Basketball

Game Time: 13:00 PM

Game Duration: 1:46

Attendance: 5,271

Officials: Jason Baker, Ren Grover, Michael Wallace

Presbyterian - 57

Record: 2-8

NO. Name	Min	FG	3P	FT	Rebounds	Fouls	TP	AS	TO	Blocks	PF	Shooting By Period
13 Terrell Ard, Jr.	31:25	6-13	1-2	0-0	2	4	6	1	0	13	0	1st FG%: 14.3% 45.7%
15 Owen McCormack	12:33	1-1	1-1	0-0	0	0	0	3	0	0	1	2nd FG%: 3.7% 42.9%
0 Crosby James	34:32	3-9	1-4	1-2	0	1	1	1	1	8	1	3rd FG%: 10.9% 52.0%
1 Marquis Barnett	32:18	2-7	1-4	0-0	0	6	3	1	5	0	1	4th FG%: 2.6% 33.3%
23 Trevon Reddish-Rhone	38:57	2-4	0-0	3-5	1	3	1	4	7	3	3	FT%: 26.3% 66.7%
4 Winston Hill	27:02	6-10	0-0	1-3	4	0	3	16	5	2	0	GMFG%: 24.4% 52.0%
3 Kobe Smith	23:13	2-2	1-1	0-0	2	2	2	0	5	1	0	3rd FG%: 5.0% 38.9%
												4th FG%: 4.7% 57.1%
Totals	24:45	5-13	4-7	5	25	13	9	57	11	3	2	11

Technical Fouls: NONE

Dead Ball Rebounds: 2

South Carolina - 68



Record: 3-4

NO. Name	Min	FG	3P	FT	Rebounds	Fouls	TP	AS	TO	Blocks	PF	Shooting By Period
10 Hayden Brown	35:16	11-21	2-4	0-0	14	14	0	4	1	0	0	1st FG%: 15.7% 55.6%
23 Gregory "GG" Jackson III	33:11	6-22	2-6	4-4	14	15	0	4	18	0	0	2nd FG%: 34.7% 66.7%
31 Benjamin Boamsom-Adeniran	08:52	2-4	0-0	0	2	0	2	3	1	4	0	3rd FG%: 13.2% 42.9%
2 Chico Carter, Jr.	36:28	2-4	2-4	0-0	2	2	1	1	6	0	1	4th FG%: 12.8% 25.0%
5 Meechie Johnson	33:57	1-7	2-8	0	1	2	3	0	16	4	1	GMFG%: 27.5% 48.4%
33 Josh Gray	20:56	1	0-0	2-2	3	4	1	2	4	0	1	3rd FG%: 0.0% 38.9%
1 Jacob Winger	23:56	3-5	0-1	0	0	0	0	1	6	3	0	4th FG%: 8.0% 46.4%
14 Ford Cooper	02:39	0-0	0-0	0-0	0	0	0	0	0	0	0	FT%: 5.0% 0.0%
Team					0	1	1	0	0	0	0	GMFG%: 27.5% 48.4%
Totals	27:55	6-22	6-10	4	16	25	9	13	68	10	5	2

Technical Fouls: NONE

Dead Ball Rebounds: 2.2

PRE USC		Points from PRE USC		Period by Period Scoring	
Biggest lead	3 (2nd 17-15) (11:58)	Turnovers	10 14	1st	2nd
Best Scoring Run	11 (11-0) 14 (12-6) 27	Paint	36 36	PRE	33 24 27
Lead Changes	4	Second Chance	3 12		

	65	GAME 12
	58	Columbia, S.C. Colonial Life Arena Dec. 22, 2022
		<i>Sophomore guard had 15 points in the first half, going 6-of-11 from downtown</i>

[illegible]



GAME 13
Columbia, S.C.
Colonial Life Arena
Dec. 30, 2022
Freshman sensation scored a career-high 24 points, his fifth 20-point game of the season



GAME 14
Nashville, Tenn.
Memorial Gym
Jan. 3, 2023
Chico Carter Jr. led South Carolina with 24 points



GAME 15
Columbia, S.C.
Colonial Life Arena
Jan. 7, 2023
Meechie Johnson scored 19 points to lead the Gamecocks

COLUMBIA, S.C. (AP) — Gregory Jackson II threw down three dunks in the first half and knocked down four 3-pointers in the second to score a career-high 24 points and help South Carolina power its way past Eastern Michigan, 74-64 on Friday night.

The game featured a pair of highly rated recruits. Jackson, originally the top-rated recruit in the Class of 2023 before reclassifying himself and committing to South Carolina for the 2022-23 season, finished with a career-high 24 points. Sophomore Emoni Bates, the No. 3 recruit from the Class of 2021 who played at Memphis as a freshman, hit 8 of 15 from 3-point range and posted a career-high 36 points to lead Eastern Michigan.

Jackson, who turned 18 years old December 17 and is the highest-rated recruit in program history, was 9 of 19 from the field and hit 4 of 9 from beyond the arc while pulling down nine rebounds.

South Carolina built a 10-point lead in the first half and held a 40-30 advantage at intermission.

Chico Carter Jr. had 15 points for the Gamecocks (7-6). Meechie Johnson added 10 points, six rebounds and three assists.

Eastern Michigan had trouble finding offense outside of Bates, who shot 13 of 25 from the field, including 8 of 15 from distance, and was the only player to reach double-figure scoring. As a team the Eagles were 25 of 63 from the field (39.7%).

NASHVILLE, Tenn. (AP) — Reserve Ezra Manjon scored 24 points and fellow backup Liam Robbins scored 22 points and Vanderbilt used overtime to create safe space for an 84-79 win over South Carolina on Tuesday night.

In an SEC opener for both teams, Vanderbilt (8-6, 1-0) built its largest lead of the game at 82-75 with 21 seconds left in the extra session.

Despite their 22-for-35 effort from the free-throw line, the Commodores went 12 for 15 from the line in overtime to seal it with Manjon and Robbins the only Vandy players going to the line.

Reserve Jordan Wright scored 13 points for Vanderbilt, which saw its bench account for 64 points. Tyrin Lawrence was the only starter to score in double figures with 10 points.

South Carolina tied it at the end of regulation on its frantic final possession when Meechie Johnson found a wide-open Hayden Brown who laid it in underneath the basket without landing on the ground upon the receiving the pass with 3 seconds left.

Johnson recovered the loose ball after Robbins blocked Chico Carter Jr.'s 3-point attempts with a second left. Carter recovered the rebound after Johnson missed a deep 3 with four seconds left.

Robbins' put-back basket following Manjon's miss on a reverse-layup attempt put Vanderbilt ahead 63-61 with 3:20 left, its first lead in more than 13 minutes.

Carter scored 24 points, Johnson 18, Gregory Jackson II 13 and Brown 12 for the Gamecocks (7-7, 0-1).

South Carolina coach Lamont Paris was seeking to become the first coach in program history to win his first SEC road opener. The Gamecocks joined the league in 1991-92.

South Carolina host No. 8 Tennessee on Saturday.

COLUMBIA, S.C. (AP) — Olivier Nkamhoua scored a season-high 21 points on 10-of-10 shooting and No. 8 Tennessee dominated from the start for an 85-42 victory over South Carolina on Saturday.

The Vols (13-2) started 3-0 in the Southeastern Conference for the first time in four seasons and showed the depth and talent to think that streak in the rugged league could continue.

Nkamhoua, a 6-foot-9 senior forward, led Tennessee with 10 rebounds for his second double-double this season.

Nkamhoua, who went 5 for 5 for 10 points in an 83-57 win over Mississippi State on Tuesday, continued his run of perfection against the Gamecocks.

He was a major part in the Vols' quick start, scoring seven points the first 10 minutes as Tennessee built a 24-7 lead on the way to its ninth victory in the past 10 games with South Carolina (7-8, 0-2).

The Vols broke out to a 15-3 lead and never looked back.

South Carolina missed 10 of 11 shots during one stretch and settled for outside shots, which the Gamecocks struggled to connect on as they were 1 of 13 on 3s the first 20 minutes.

Tennessee took advantage of South Carolina's defensive lapses to build a 43-21 lead at the break.

Nkamhoua hit all five of his shots and the Vols shot 60.7% (17 of 28) in the opening half.


Tennessee was in such command that coach Rick Barnes called a timeout — the Vols led 40-21 — with 15.5 seconds before halftime to practice a late-game situation. It worked perfectly as the Vols worked the ball around to Santiago Vescovi, who drained an uncontested 3-pointer as the clock ran out.

Jonas Aidoo had 15 points, while Vescovi and Josiah-Jordan James added 12 apiece for the Vols, who shot better than 50% for the third time in the past four games.


Meechie Johnson had 19 points for South Carolina.

GAME 13


Official Basketball Box Score - Final															Game Time: 7:00 PM	
Eastern Mich. at South Carolina															Game Duration: 1:49	
12/30/22 Colonial Life Arena, Columbia, SC															Attendance: 5123	
2022-23 Men's Basketball																
Officials: Mike Nance, Todd Austin, Michael Busch																
Eastern Mich. - 64																
Record: 3-10																
Technical Fouls: NONE																
Shooting By Period																
1st FG% 12.0% 41.4%																
2nd FG% 3.1% 20.0%																
3rd FG% 3.5 60%																
4th FG% 13.3% 38.9%																
5th FG% 7.1% 53.3%																
GM FG% 25.6% 33.3%																
FT% 15.0% 75%																
FT% 4.9 44.4%																
Dead Ball Rebounds: 4-0																
Totals															25-63 10-28 4-9 10 20 30 15 10 64 9 8 6 3 3 10	
Technical Fouls: NONE																
Shooting By Period																
1st FG% 17.3% 54.8%																
2nd FG% 3.1% 30.0%																
3rd FG% 3.4 75%																
4th FG% 11.3% 34.4%																
5th FG% 5.6% 31.3%																
GM FG% 28.6% 44.4%																
FT% 9.8% 39.6%																
FT% 30.7 58.8%																
Dead Ball Rebounds: 4-1																
Totals															26-63 10-28 10-17 18 28 46 10 15 74 12 9 5 3 3 10	
Technical Fouls: NONE																
Shooting By Period																
1st FG% 17.3% 54.8%																
2nd FG% 3.1% 30.0%																
3rd FG% 3.4 75%																
4th FG% 11.3% 34.4%																
5th FG% 5.6% 31.3%																
GM FG% 28.6% 44.4%																
FT% 9.8% 39.6%																
FT% 30.7 58.8%																
Dead Ball Rebounds: 4-1																
Totals															26-63 10-28 10-17 18 28 46 10 15 74 12 9 5 3 3 10	
Technical Fouls: NONE																
Shooting By Period																
1st FG% 17.3% 54.8%																
2nd FG% 3.1% 30.0%																
3rd FG% 3.4 75%																
4th FG% 11.3% 34.4%																
5th FG% 5.6% 31.3%																
GM FG% 28.6% 44.4%																
FT% 9.8% 39.6%																
FT% 30.7 58.8%																
Dead Ball Rebounds: 4-1																
Totals															26-63 10-28 10-17 18 28 46 10 15 74 12 9 5 3 3 10	
Technical Fouls: NONE																
Shooting By Period																
1st FG% 17.3% 54.8%																
2nd FG% 3.1% 30.0%																
3rd FG% 3.4 75%																
4th FG% 11.3% 34.4%																
5th FG% 5.6% 31.3%																
GM FG% 28.6% 44.4%																
FT% 9.8% 39.6%																
FT% 30.7 58.8%																
Dead Ball Rebounds: 4-1																
Totals															26-63 10-28 10-17 18 28 46 10 15 74 12 9 5 3 3 10	
Technical Fouls: NONE																
Shooting By Period																
1st FG% 17.3% 54.8%																
2nd FG% 3.1% 30.0%																
3rd FG% 3.4 75%																
4th FG% 11.3% 34.4%																
5th FG% 5.6% 31.3%																
GM FG% 28.6% 44.4%																
FT% 9.8% 39.6%																
FT% 30.7 58.8%																
Dead Ball Rebounds: 4-1																
Totals															26-63 10-28 10-17 18 28 46 10 15 74 12 9 5 3 3 10	
Technical Fouls: NONE																
Shooting By Period																
1st FG% 17.3% 54.8%																
2nd FG% 3.1% 30.0%																
3rd FG% 3.4 75%																
4th FG% 11.3% 34.4%																
5th FG% 5.6% 31.3%																
GM FG% 28.6% 44.4%																
FT% 9.8% 39.6%																
FT% 30.7 58.8%																
Dead Ball Rebounds: 4-1																
Totals															26-63 10-28 10-17 18 28 46 10 15 74 12 9 5 3 3 10	
Technical Fouls: NONE																
Shooting By Period																
1st FG% 17.3% 54.8%																
2nd FG% 3.1% 30.0%																
3rd FG% 3.4 75%																
4th FG% 11.3% 34.4%																
5th FG% 5.6% 31.3%																
GM FG% 28.6% 44.4%																
FT% 9.8% 39.6%																
FT% 30.7 58.8%																
Dead Ball Rebounds: 4-1																
Totals															26-63 10-28 10-17 18 28 46 10 15 74 12 9 5 3 3 10	
Technical Fouls: NONE																
Shooting By Period																
1st FG% 17.3% 54.8%																
2nd FG% 3.1% 30.0%																
3rd FG% 3.4 75%																
4th FG% 11.3% 34.4%																
5th FG% 5.6% 31.3%																
GM FG% 28.6% 44.4%																
FT% 9.8% 39.6%																
FT% 30.7 58.8%																
Dead Ball Rebounds: 4-1																
Totals															26-63 10-28 10-17 18 28 46 10 15 74 12 9 5 3 3 10	
Technical Fouls: NONE																
Shooting By Period																
1st FG% 17.3% 54.8%																
2nd FG% 3.1% 30.0%																
3rd FG% 3.4 75%																
4th FG% 11.3% 34.4%																
5th FG% 5.6% 31.3%																
GM FG% 28.6% 44.4%																
FT% 9.8% 39.6%																
FT% 30.7 58.8%																
Dead Ball Rebounds: 4-1																
Totals															26-63 10-28 10-17 18 28 46 10 15 74 12 9 5 3 3 10	
Technical Fouls: NONE																
Shooting By Period																
1st FG% 17.3% 54.8%																
2nd FG% 3.1% 30.0%																
3rd FG% 3.4 75%																
4th FG% 11.3% 34.4%																
5th FG% 5.6% 31.3%																
GM FG% 28.6% 44.4%																
FT% 9.8% 39.6%																
FT% 30.7 58.8%																
Dead Ball Rebounds: 4-1																
Totals															26-63 10-28 10-17 18 28 46 10 15 74 12 9 5 3 3 10	
Technical Fouls: NONE																
Shooting By Period																
1st FG% 17.3% 54.8%																
2nd FG% 3.1% 30.0%																
3rd FG% 3.4 75%																
4th FG% 11.3% 34.4%																
5th FG% 5.6% 31.3%																
GM FG% 28.6% 44.4%																
FT% 9.8% 39.6%																
FT% 30.7 58.8%																
Dead Ball Rebounds: 4-1																
Totals															26-63 10-28 10-17 18 28 46 10 15 74 12 9 5 3 3 10	
Technical Fouls: NONE																
Shooting By Period																
1st FG% 17.3% 54.8%																
2nd FG% 3.1% 30.0%																
3rd FG% 3.4 75%																
4th FG% 11.3% 34.4%																
5th FG% 5.6% 31.3%																
GM FG% 28.6% 44.4%																
FT% 9.8% 39.6%																
FT% 30.7 58.8%																
Dead Ball Rebounds: 4-1																
Totals															26-63 10-28 10-17 18 28 46 10 15 74 12 9 5 3 3 10	
Technical Fouls: NONE																
Shooting By Period																
1st FG% 17.3% 54.8%																
2nd FG% 3.1% 30.0%																
3rd FG% 3.4 75%																
4th FG% 11.3% 34.4%																
5th FG% 5.6% 31.3%																
GM FG% 28.6% 44.4%																
FT% 9.8% 39.6%																
FT% 30.7 58.8%																
Dead Ball Rebounds: 4-1																
Totals															26-63 10-28 10-17 18 28 46 10 15 74 12 9 5 3 3 10	
Technical Fouls: NONE																
Shooting By Period																
1st FG% 17.3% 54.8%																
2nd FG% 3.1% 30.0%																
3rd FG% 3.4 75%																
4th FG% 11.3% 34.4%																
5th FG% 5.6% 31.3%																
GM FG% 28.6% 44.4%																
FT% 9.8% 39.6%																
FT% 30.7 58.8%																
Dead Ball Rebounds: 4-1																
Totals															26-63 10-28 10-17 18 28 46 10 15 74 12 9 5 3 3 10	
Technical Fouls: NONE																
Shooting By Period																
1st FG% 17.3% 54.8%																
2nd FG% 3.1% 30.0%																
3rd FG% 3.4 75%																
4th FG% 11.3% 34.4%																
5th FG% 5.6% 31.3%																
GM FG% 28.6% 44.4%																
FT% 9.8% 39.6%																
FT% 30.7 58.8%																
Dead Ball Rebounds: 4-1																
Totals															26-63 10-28 10-17 18 28 46 10 15 74 12 9 5 3 3 10	
Technical Fouls: NONE																
Shooting By Period																
1st FG% 17.3% 54.8%																
2nd FG% 3.1% 30.0%																
3rd FG% 3.4 75%																
4th FG% 11.3% 34.4%																
5th FG% 5.6% 31.3%																
GM FG% 28.6% 44.4%																
FT% 9.8% 39.6%																
FT% 30.7 58.8%																
Dead Ball Rebounds: 4-1																
Totals															26-63 10-28 10-17 18 28 46 10 15 74 12 9 5 3 3 10	
Technical Fouls: NONE																
Shooting By Period																
1st FG% 17.3% 54.8%																
2nd FG% 3.1% 30.0%																
3rd FG% 3.4 75%																
4th FG% 11.3% 34.4%																
5th FG% 5.6% 31.3%																
GM FG% 28.6% 44.4%																
FT% 9.8% 39.6%																
FT% 30.7 58.8%																
Dead Ball Rebounds: 4-1																
Totals															26-63 10-28 10-17 18 28 46 10 15 74 12 9 5 3 3 10	
Technical Fouls: NONE																
Shooting By Period																
1st FG% 17.3% 54.8%																
2nd FG% 3.1% 30.0%																
3rd FG% 3.4 75%																
4th FG% 11.3% 34.4%																
5th FG% 5.6% 31.3%																
GM FG% 28.6% 44.4%																
FT% 9.8% 39.6%																
FT% 30.7 58.8%																
Dead Ball Rebounds: 4-1																
Totals															26-63 10-28 10-17 18 28 46 10 15 74 12 9 5 3 3 10	
Technical Fouls: NONE																
Shooting By Period																
1st FG% 17.3% 54.8%																
2nd FG% 3.1% 30.0%																
3rd FG% 3.4 75%																
4th FG% 11.3% 34.4%																
5th FG% 5.6% 31.3%																
GM FG% 28.6% 44.4%																
FT% 9.8% 39.6%																
FT% 30.7 58.8%																
Dead Ball Rebounds: 4-1																
Totals															26-63 10-28 10-17 18 28 46 10 15 74 12 9 5 3 3 10	
Technical Fouls: NONE																
Shooting By Period																
1st FG% 17.3% 54.8%																
2nd FG% 3.1% 30.0%																
3rd FG% 3.4 75%																
4th FG% 11.3% 34.4%																
5th FG% 5.6% 31.3%																
GM FG% 28.6% 44.4%																
FT% 9.8% 39.6%																
FT% 30.7 58.8%																
Dead Ball Rebounds: 4-1																
Totals															26-63 10-28 10-17 18 28 46 10 15 74 12 9 5 3 3 10	
Technical Fouls: NONE																
Shooting By Period																
1st FG% 17.3% 54.8%																
2nd FG% 3.1% 30.0%																
3rd FG% 3.4 75%																
4th FG% 11.3% 34.4%																
5th FG% 5.6% 31.3%																
GM FG% 28.6% 44.4%																
FT% 9.8% 39.6%																
FT% 30.7 58.8%																
Dead Ball Rebounds: 4-1																
Totals															26-63 10-28 10-17 18 28 46 10 15 74 12 9 5 3 3 10	
Technical Fouls: NONE																
Shooting By Period																
1st FG% 17.3% 54.8%																
2nd FG% 3.1% 30.0%																
3rd FG% 3.4 75%																
4th FG% 11.3% 34.4%																
5th FG% 5.6% 31.3%																
GM FG% 28.6% 44.4%																
FT% 9.8% 39.6%																
FT% 30.7 58.8%																
Dead Ball Rebounds: 4-1																
Totals															26-63 10-28 10-17 18 28 46 10 15 74 12 9 5 3 3 10	
Technical Fouls: NONE																
Shooting By Period																
1st FG% 17.3% 54.8%																
2nd FG% 3.1% 30.0%																
3rd FG% 3.4 75%																
4th FG% 11.3% 34.4%																
5th FG% 5.6% 31.3%																
GM FG% 28.6% 44.4%																
FT% 9.8% 39.6%																
FT% 30.7 58.8%																
Dead Ball Rebounds: 4-1																
Totals															26-63 10-28 10-17 18 28 46 10 15 74 12 9 5 3 3 10	
Technical Fouls: NONE																
Shooting By Period																
1st FG% 17.3% 54.8%																
2nd FG% 3.1% 30.0%																
3rd FG% 3.4 75%																
4th FG% 11.3% 34.4%																
5th FG% 5.6% 31.3%																
GM FG% 28.6% 44.4%																
FT% 9.8% 39.6%																
FT% 30.7 58.8%																
Dead Ball Rebounds: 4-1																
Totals															26-63 10-28 10-17 18 28 46 10 15 74 12 9 5 3 3 10	
Technical Fouls: NONE																
Shooting By Period																
1st FG% 17.3% 54.8%																
2nd FG% 3.1% 30.0%																
3rd FG% 3.4 75%																
4th FG% 11.3% 34.4%																
5th FG% 5.6% 31.3%																
GM FG% 28.6% 44.4%																
FT% 9.8% 39.6%																
FT% 30.7 58.8%																
Dead Ball Rebounds: 4-1																
Totals															26-63 10-28 10-17 18 28 46 10 15 74 12 9 5 3 3 10	
Technical Fouls: NONE																
Shooting By Period																
1st FG% 17.3% 54.8%																
2nd FG% 3.1% 30.0%																
3rd FG% 3.4 75%																
4th FG% 11.3% 34.4%																
5th FG% 5.6% 31.3%																
GM FG% 28.6% 44.4%																
FT% 9.8% 39.6%																
FT% 30.7 58.8%																
Dead Ball Rebounds: 4-1																
Totals															26-63 10-28 10-17 18 28 46 10 15 74 12 9 5 3 3 10	
Technical Fouls: NONE																
Shooting By Period																
1st FG% 17.3% 54.8%																
2nd FG% 3.1% 30.0%																
3rd FG% 3.4 75%																
4th FG% 11.3% 34.4%																
5th FG% 5.6% 31.3%																
GM FG% 28.6% 44.4%																
FT% 9.8% 39.6%																
FT% 30.7 58.8%																
Dead Ball Rebounds: 4-1																
Totals															26-63 10-28 10-17 18 28 46 10 15 74 12 9 5 3 3 10	
Technical Fouls: NONE																
Shooting By Period																
1st FG% 17.3% 54.8%																
2nd FG% 3.1% 30.0%																
3rd FG% 3.4 75%																
4th FG% 11.3% 34.4%																
5th FG% 5.6% 31.3%																
GM FG% 28.6% 44.4%																
FT% 9.8% 39.6%																
FT% 30.7 58.8%																
Dead Ball Rebounds: 4-1																
Totals															26-63 10-28 10-17 18 28 46 10 15 74 12 9 5 3 3 10	
Technical Fouls: NONE																
Shooting By Period																
1st FG% 17																




71



68




71




68


GAME 16
Columbia, S.C.
Colonial Life Arena
Jan. 14, 2023
Gamecocks win at Rupp for first time since 2009; Johnson scores career-high 26




53



94




53




94


GAME 17
Columbia, S.C.
Colonial Life Arena
Jan. 14, 2023
Aggies dominated on the glass, key to their victory Saturday at CLA




70



70



70



70

GAME 18
Columbia, S.C.
Colonial Life Arena
Jan. 17, 2023
Ole Miss out-rebounded South Carolina 43-31 and made 10 3s

LEXINGTON, Ky. – Meechie Johnson hit six 3-pointers and scored a career-high 26 points to lead South Carolina over Kentucky 71-68, winning at Rupp Arena for the first time in 14 years and giving coach Lamont Paris his first SEC victory.

The win was just the third for the Gamecocks (8-8, 1-2) in 31 games at Kentucky (10-6, 1-3) and the first at Rupp Arena since January 2009.

Kentucky had its SEC-leading 28-game home win streak snapped in what has been a decidedly disappointing start to the season with its worst start in SEC play since 1986-87.

Gregory "GG" Jackson II added 16 points for the Gamecocks, who shot 48%, making 11 of 20 3-point attempts, outscoring the Wildcats 21-12 on second-chance points and surviving 15 turnovers.

Oscar Tshiebwe scored 19 points and grabbed 12 rebounds, his ninth double this season for Kentucky. CJ Fredrick added 14 points and Antonio Reeves 13, both off the bench. The Wildcats shot 51% but made just 3 of 10 from the arc and 7 of 14 from the line.

Kentucky was missing forward Jacob Toppin with a right shoulder injury and guard Cason Wallace left midway through the first half with a lower back issue. Both are double-figure scorers. Toppin's status is day-to-day.

South Carolina led throughout and was up by 12 with 13 minutes remaining. Kentucky made a couple of runs at the Gamecocks and got within a point with 51 seconds to go after a 10-0 surge with Reeves and Fredrick hitting 3-pointers. Johnson then lost an inbound pass out of bounds with 20.2 left, the fourth turnover during the Wildcats' run. But Kentucky missed a pair of 3-point attempts to end the game.

Both teams were coming off lopsided losses to top-10 teams, Kentucky falling to Alabama 78-52 and South Carolina losing to Tennessee 85-42. But only the Gamecocks responded at the start, taking a 21-6 lead in the first seven minutes and a 42-32 halftime edge after shooting 57% with Johnson scoring 16 points.

COLUMBIA, S.C. – Wade Taylor IV knocked down 8 of his 10 shots from the field, with his only misses coming from behind the 3-point arc where he was 4 of 6, and Texas A&M led wire-to-wire in a 94-53 rout of South Carolina on Saturday.

The Aggies exploded out of the gate, racing to a 32-9 lead with 7:30 left in the first half before the Gamecocks could reach double digits and led, 50-18 by intermission. Texas A&M shot 34 of 62 from the field (54.8%) including 9 of 20 from distance and converted 17 of 21 from the line en route to its sixth straight win.

Taylor finished with 20 points to lead Texas A&M. Julius Marble and Dexter Dennis added 14 and 13 points, respectively. Henry Coleman III posted a double-double with 12 points and 11 rebounds and Khalel Robinson chipped in 12 points off the bench. In all, a dozen players figured in the scoring for the Aggies.

Zachary Davis had 13 points to lead South Carolina (8-9, 1-3 Southeastern Conference), which shot 19 of 50 from the field (38%), including 6 of 22 from long range. Meechie Johnson had 11 points and three assists.

Texas A&M snapped a six-game losing streak to South Carolina. The last five losses to the Gamecocks have been by double-digits.

Texas A&M knocked off Florida 66-63 on the road on Jan. 4 for the program's first-ever win at Gainesville and plays host for the rematch Wednesday in College Station. South Carolina plays host to Ole Miss Tuesday.

COLUMBIA, S.C. (AP) — Matthew Murrell made five 3-pointers and scored 23 points, Jayveous McKinnis had 14 points and 10 rebounds and Mississippi beat South Carolina 70-58 on Tuesday night for the Rebels' first SEC victory this season.

It was the first SEC win for Ole Miss (9-9, 1-5) since beating Georgia on Feb. 19 before losing its final four conference games last season.

Murrell scored 16 of his points in the second half, including 3-pointers on back-to-back possessions to extend the Ole Miss lead to 55-42 with 4:16 left. He finished two points shy of his season high.

Freshman Amaree Abram added eight points and James White, making his second career start, had seven points for Ole Miss, which plays No. 25 Arkansas on Saturday.



Ole Miss led 30-20 at the break after holding South Carolina to 30% shooting. The Gamecocks went seven-plus minutes without making a field goal and closed the half making just two of their final 14 shots.

Ole Miss went on a 10-0 run in the second half, with five straight points from TJ Caldwell, to take a 45-31 lead with 11 minutes left.

Star freshman Gregory Jackson II scored 15 points on 5-of-20 shooting and Chico Carter Jr. added 12 points for South Carolina (8-10, 1-4). The Gamecocks shot 37% from the field and were out-rebounded 43-31.

GAME 16

Official Basketball Box Score - Final																
South Carolina at Kentucky																
01/14/23 Colonial Life Arena, Columbia																
2023-24 Men's Basketball																
Officials: Anthony Jordan, Rob Runko, Ben Dancy																
South Carolina - 71																
Record: 8-8 (1-2)																
NO. Name	Min	FG	3P	FT	Rebounds	Fouls	TP	AS	TO	ST	Blocks					
1 Hayden Brown	26:36	5-14	1-5	0-0	3	2	5	3	11	1	2	1	0	1	4	
23 Gregory "GG" Jackson II	34:54	6-10	2-2	2-2	1	2	3	0	5	16	1	1	0	0	1	
30 Josh Gray	24:14	2-6	0-0	1-1	2	3	2	0	4	1	3	0	1	1	1	
2 Chico Carter Jr.	31:46	1-4	1-2	0-0	0	1	1	1	0	5	1	0	0	0	2	
5 Meechie Johnson	35:07	9-16	0-0	2-2	4	3	4	0	2	26	6	5	0	0	0	
12 Zachary Davis	07:00	1-1	0-0	0-0	1	3	4	0	0	2	0	0	0	0	5	
31 Benjamin Bosmans-Vetbroek	12:04	0-0	0-0	0-0	0	0	0	0	3	0	2	0	0	0	0	
1 Jacob Wright	17:00	1-3	0-0	2-2	3	0	3	1	1	4	0	0	1	0	1	
30 Daniel Hawkins-Sanford	11:17	2-2	1-1	0-0	0	0	0	2	0	5	0	0	0	0	2	
Team	27:56	11-20	6-7	15-17	32	15	11	71	11	15	2	1	6	3		
Totals		27:56	11-20	6-7	15-17	32	15	11	71	11	15	2	1	6	3	
Technical Fouls: NONE																
Shooting By Period																
1st FG	17-30	56.7%	1st 3P	2-2	100%	1st FT	6-6	100%	1st AS	10	1st TO	1	1st ST	0	1st B	0
2nd FG	10-26	38.5%	2nd 3P	0-0	0%	2nd FT	4-4	100%	2nd AS	5	2nd TO	0	2nd ST	0	2nd B	0
3rd FG	5-11	45.5%	3rd 3P	0-0	0%	3rd FT	4-4	100%	3rd AS	5	3rd TO	0	3rd ST	0	3rd B	0
4th FG	4-5	80%	4th 3P	0-0	0%	4th FT	0-0	0%	4th AS	0	4th TO	0	4th ST	0	4th B	0
5th FG	27-56	48.2%	5th 3P <td>1-2</td> <td>50%</td> <td>5th FT</td> <td>15-17</td> <td>88.2%</td> <td>5th AS</td> <td>10</td> <td>5th TO</td> <td>1</td> <td>5th ST</td> <td>0</td> <td>5th B</td> <td>0</td>	1-2	50%	5th FT	15-17	88.2%	5th AS	10	5th TO	1	5th ST	0	5th B	0
6th FG	11-20	55.0%	6th 3P	0-0	0%	6th FT	6-7	85.7%	6th AS	5	6th TO	0	6th ST	0	6th B	0
7th FG <td>6-7</td> <td>85.7%</td> <td>7th 3P</td> <td>0-0</td> <td>0%</td> <td>7th FT</td> <td>0-0</td> <td>0%</td> <td>7th AS</td> <td>0</td> <td>7th TO</td> <td>0</td> <td>7th ST</td> <td>0</td> <td>7th B</td> <td>0</td>	6-7	85.7%	7th 3P	0-0	0%	7th FT	0-0	0%	7th AS	0	7th TO	0	7th ST	0	7th B	0
8th FG	0-0	0%	8th 3P	0-0	0%	8th FT	0-0	0%	8th AS	0	8th TO	0	8th ST	0	8th B	0
9th FG	0-0	0%	9th 3P	0-0	0%	9th FT	0-0	0%	9th AS	0	9th TO	0	9th ST	0	9th B	0
10th FG	0-0	0%	10th 3P	0-0	0%	10th FT	0-0	0%	10th AS	0	10th TO	0	10th ST	0	10th B	0
11th FG	0-0	0%	11th 3P	0-0	0%	11th FT	0-0	0%	11th AS	0	11th TO	0	11th ST	0	11th B	0
12th FG	0-0	0%	12th 3P	0-0	0%	12th FT	0-0	0%	12th AS	0	12th TO	0	12th ST	0	12th B	0
13th FG	0-0	0%	13th 3P	0-0	0%	13th FT	0-0	0%	13th AS	0	13th TO	0	13th ST	0	13th B	0
14th FG	0-0	0%	14th 3P	0-0	0%	14th FT	0-0	0%	14th AS	0	14th TO	0	14th ST	0	14th B	0
15th FG	0-0	0%	15th 3P	0-0	0%	15th FT	0-0	0%	15th AS	0	15th TO	0	15th ST	0	15th B	0
16th FG	0-0	0%	16th 3P	0-0	0%	16th FT	0-0	0%	16th AS	0	16th TO	0	16th ST	0	16th B	0
17th FG	0-0	0%	17th 3P	0-0	0%	17th FT	0-0	0%	17th AS	0	17th TO	0	17th ST	0	17th B	0
18th FG	0-0	0%	18th 3P	0-0	0%	18th FT	0-0	0%	18th AS	0	18th TO	0	18th ST	0	18th B	0
19th FG	0-0	0%	19th 3P	0-0	0%	19th FT	0-0	0%	19th AS	0	19th TO	0	19th ST	0	19th B	0
20th FG	0-0	0%	20th 3P	0-0	0%	20th FT	0-0	0%	20th AS	0	20th TO	0	20th ST	0	20th B	0
21st FG	0-0	0%	21st 3P	0-0	0%	21st FT	0-0	0%	21st AS	0	21st TO	0	21st ST	0	21st B	0
22nd FG	0-0	0%	22nd 3P	0-0	0%	22nd FT	0-0	0%	22nd AS	0	22nd TO	0	22nd ST	0	22nd B	0
23rd FG	0-0	0%	23rd 3P	0-0	0%	23rd FT	0-0	0%	23rd AS	0	23rd TO	0	23rd ST	0	23rd B	0
24th FG	0-0	0%	24th 3P	0-0	0%	24th FT	0-0	0%	24th AS	0	24th TO	0	24th ST	0	24th B	0
25th FG	0-0	0%	25th 3P	0-0	0%	25th FT	0-0	0%	25th AS	0	25th TO	0	25th ST	0	25th B	0
26th FG	0-0	0%	26th 3P	0-0	0%	26th FT	0-0	0%	26th AS	0	26th TO	0	26th ST	0	26th B	0
27th FG	0-0	0%	27th 3P	0-0	0%	27th FT	0-0	0%	27th AS	0	27th TO	0	27th ST	0	27th B	0
28th FG	0-0	0%	28th 3P	0-0	0%	28th FT	0-0	0%	28th AS	0	28th TO	0	28th ST	0	28th B	0
29th FG	0-0	0%	29th 3P	0-0	0%	29th FT	0-0	0%	29th AS	0	29th TO	0	29th ST	0	29th B	0
30th FG	0-0	0%	30th 3P	0-0	0%	30th FT	0-0	0%	30th AS	0	30th TO	0	30th ST	0	30th B	0
31st FG	0-0	0%	31st 3P	0-0	0%	31st FT	0-0	0%	31st AS	0	31st TO	0	31st ST	0	31st B	0
32nd FG	0-0	0%	32nd 3P	0-0	0%	32nd FT	0-0	0%	32nd AS	0	32nd TO	0	32nd ST	0	32nd B	0
33rd FG	0-0	0%	33rd 3P	0-0	0%	33rd FT	0-0	0%	33rd AS	0	33rd TO	0	33rd ST	0	33rd B	0
34th FG	0-0	0%	34th 3P	0-0	0%	34th FT	0-0	0%	34th AS	0	34th TO	0	34th ST	0	34th B	0
35th FG	0-0	0%	35th 3P	0-0	0%	35th FT	0-0	0%	35th AS	0	35th TO	0	35th ST	0	35th B	0
36th FG	0-0	0%	36th 3P	0-0	0%	36th FT	0-0	0%	36th AS	0	36th TO	0	36th ST	0	36th B	0
37th FG	0-0	0%	37th 3P	0-0	0%	37th FT	0-0	0%	37th AS	0	37th TO	0	37th ST	0	37th B	0
38th FG	0-0	0%	38th 3P	0-0	0%	38th FT	0-0	0%	38th AS	0	38th TO	0	38th ST	0	38th B	0
39th FG	0-0	0%	39th 3P	0-0	0%	39th FT	0-0	0%	39th AS	0	39th TO	0	39th ST	0	39th B	0
40th FG	0-0	0%	40th 3P	0-0	0%	40th FT	0-0	0%	40th AS	0	40th TO	0	40th ST	0	40th B	0
41st FG	0-0	0%	41st 3P	0-0	0%	41st FT	0-0	0%	41st AS	0	41st TO	0	41st ST	0	41st B	0
42nd FG	0-0	0%	42nd 3P	0-0	0%	42nd FT	0-0	0%	42nd AS	0	42nd TO	0	42nd ST	0	42nd B	0
43rd FG	0-0	0%	43rd 3P	0-0	0%	43rd FT	0-0	0%	43rd AS	0	43rd TO	0	43rd ST	0	43rd B	0
44th FG	0-0	0%	44th 3P	0-0	0%	44th FT	0-0	0%	44th AS	0	44th TO	0	44th ST	0	44th B	0
45th FG	0-0	0%	45th 3P	0-0	0%	45th FT	0-0	0%	45th AS	0	45th TO	0	45th ST	0	45th B	0
46th FG	0-0	0%	46th 3P	0-0	0%	46th FT	0-0	0%	46th AS	0	46th TO	0	46th ST	0	46th B	0
47th FG	0-0	0%	47th 3P	0-0	0%	47th FT	0-0	0%	47th AS	0	47th TO	0	47th ST	0	47th B	0
48th FG	0-0	0%	48th 3P	0-0	0%	48th FT	0-0	0%	48th AS	0	48th TO	0	48th ST	0	48th B	0
49th FG	0-0	0%	49th 3P	0-0	0%	49th FT	0-0	0%	49th AS	0	49th TO	0	49th ST	0	49th B	0
50th FG	0-0	0%	50th 3P	0-0	0%	50th FT	0-0	0%	50th AS	0	50th TO	0	50th ST	0	50th B	0
51st FG	0-0	0%	51st 3P	0-0	0%	51st FT	0-0	0%	51st AS	0	51st TO	0	51st ST	0	51st B	0
52nd FG	0-0	0%	52nd 3P	0-0	0%	52nd FT	0-0	0%	52nd AS	0	52nd TO	0	52nd ST	0	52nd B	0
53rd FG	0-0	0%	53rd 3P	0-0	0%	53rd FT	0-0	0%	53rd AS	0	53rd TO	0	53rd ST	0		

	66	GAME 19 Columbia, S.C. Colonial Life Arena Jan. 21, 2023 <i>Jackson scores career-high 30 ; first 30-point game for a Gamecock freshman since 2010</i>
	81	

COLUMBIA, S.C. (AP) — Johni Broome had a season-high 27 points and 11 rebounds as No. 16 Auburn took control late in the opening half to run past struggling South Carolina 81-66 on Saturday.

Broome's performance helped the Tigers to their fifth straight win and offset a career-best 30 points from Gamecocks' freshman Gregory "GG" Jackson II.

The 6-foot-10 Broome took full advantage of South Carolina's undersized interior for the Tigers (16-3, 6-1 Southeastern Conference).



He hit 12 of his 17 shots in 30 minutes for his sixth double-double this season and fifth against an SEC opponent.

Auburn got out in front early, but the Gamecocks (8-11, 1-5) were still in the game despite shooting less than 20% from the floor and not hitting a field goal for more than five minutes in the first half. That's when the Tigers closed the half with a 12-3 run and eventually led by as many as 26 points in the final 20 minutes.

The Gamecocks finished a three-game homestand with three double-digit losses, all after a stunning win over Kentucky at Rupp Arena on Jan. 10. South Carolina has not led any SEC home game at any point this season.

Wendell Green Jr. had 16 points and Jaylin Williams had 12 for Auburn.

Meechie Johnson was South Carolina's only other player in double figures with 11 points.

	60
	81

GAME 20
 Gainesville, Fla.
 Exactech Arena
 Jan. 25, 2023
Gray, Jackson II both have double-doubles to lead Carolina

GAINESVILLE, Fla. — Florida won for the fifth time in its last six SEC games Wednesday night, defeating South Carolina, 81-60. The Gators star big man, Colin Castleton, led the team with 18 points thanks to an efficient 7-of-10 shooting night on the team's home floor. Florida shot 47.0 percent (31-for-66) for the game.

The Gamecocks shot just 36.7 percent (22-of-60). It marked the team's fifth time shooting below 40 percent in seven conference games played this season.





Carolina trailed by just eight at the break, 34-26, as the team's exchanged buckets on both ends of the floor for portions of the opening 20 minutes. Junior forward Josh Gray was effective for the Gamecocks with seven points and five rebounds in the first half.

Florida used a 12-2 run to open up the second half that pushed its lead to 16, 46-30, with 16:30 to go. Carolina would cut it to 11 but 2 minutes later but the Gators used another big run to extend the lead to 25, 62-37, with just over 10 minutes to go.

Florida turned 15 Gamecock turnovers into 16 points and also scored 21 fastbreak points to Carolina's three.

Four of the Gators' starters scored in double figures alongside Castleton. They also got 15 points off the bench from Kowacie Reeves, who knocked down a trio of 3s.

Gray (11 points and 13 rebounds) and freshman forward Gregory "GG" Jackson II (20 points and 10 rebounds) each finished with a double-double for South Carolina. It marks the first time two Gamecocks had a double-double in the same game since Maik Kotsar and Keyshawn Bryant on Feb. 26, 2020 vs. Georgia in Columbia.

		GAME 21
		<p>Athens, Ga.</p> <p>Stegeman Coliseum</p> <p>Jan. 28, 2023</p> <p><i>Bulldogs snapped a 12-game losing streak to the Gamecocks that dated back to Jan. 4, 2017</i></p>

ATHENS, Ga. — Kario Oquendo scored all eight of Georgia's overtime points and the Bulldogs beat South Carolina 81-78 on Saturday, snapping a 12-game losing streak to the Gamecocks.

Jacobi Wright hit a 3-pointer to give the Gamecocks (8-13, 1-7 SEC) a two-point lead in overtime before Oquendo answered with a transition layup and four free throws for a four-point lead, Georgia's largest, with 2:25 remaining.


Trailing by two, South Carolina's Gregory "GG" Jackson missed the second of two free throws, Oquendo was fouled grabbing the rebound and he made 1 of 2 at the line. Jackson then missed a desperation turnaround 3-pointer that bounced off the back of the rim.

Oquendo made 10 of 15 from the line and finished with 16 points. Mardrez McBride made five 3-pointers and scored 17 points to lead Georgia (14-7, 4-4). Frank Anselem had 12 points and Terry Roberts 10.

Jackson scored 18 points with nine rebounds for the Gamecocks and Hayden Brown had 17 points and 10 rebounds before fouling out late in regulation. Wright made four 3-pointers and scored 13 points, Chico Carter Jr. hit four 3-pointers for his 12 points and Meechie Johnson added 11.

Georgia had not beaten South Carolina since March 11, 2016 in the SEC tournament and it didn't look like they would Saturday after trailing by 10 with 6 1/2 minutes left in regulation. But the Bulldogs tied it with a 10-0 run and a game with 13 lead changes and 10 ties remained tight.

GAME 19



Official Basketball Box Score - Final

#0167 North Carolina - Final

01/21/22 Colonial Life Arena, Columbia

2022 NC Sports Commission

Game Time: 2:17:14

Game Duration: 1:39

Attendance: 1,038

Officials: Phil Lammus, Rob Roberts, Lucas Satterfield

#167 North Carolina - #1

Record: 16-3 (1-5)

NO. Name		Min	FG	3P	FT	Rebounds	Fouls	PF	ST	AS	TS	Blocks	BA	W+
			M	A	M	A	M	A	M	A	M	M	A	M
2	Jaylin Williams	F	30:19	5-11	4-2	23	4	6	3	12	1	1	0	1
4	Johni Brooks	F	30:21	12-17	0-0	23	2	9	11	4	2	1	0	1
1	Wendell Green Jr.	G	31:02	5-11	1-4	5	7	2	2	1	5	16	42	2
12	Zip Jasper	J	G22:22	0-1	0-1	4-4	0	1	1	0	4	4	1	0
1	Alexi Pannan	G	32:04	3-37	0-2	22	2	8	10	1	1	1	0	0
6	KD Johnson	F	17:33	0-4	0-0	5-5	0	1	1	1	0	0	0	0
4	Dylan Carter	J	09:39	1-1	0-0	0	0	0	0	0	0	0	0	0
3	Tre Donaldson	J	08:58	0-1	0-1	1-2	0	1	1	2	1	1	1	0
24	Lior Barman	F	07:56	0-1	0-1	1-2	2	0	2	1	1	0	1	0
21	Yohan Traore	F	09:41	3-6	2-5	0-2	0	1	1	0	1	8	0	0
Team														
Totals														

Shooting By Period

1st FGM: 15-20 = 75.0%

2nd FGM: 2-8 = 25.0%

3rd FGM: 14-32 = 43.8%

FTM: 10-17 = 58.8%

2nd FGM: 18 = 12.9%

FTM: 10-17 = 58.8%

3rd FGM: 3-10 = 30.0%

4th FGM: 3-7 = 42.9%

FTM: 15-25 = 72.0%

Deaf Ball Rebounds: 4.2

North Carolina - #6

Record: 4-11 (1-5)

NO. Name		Min	FG	3P	FT	Rebounds	Fouls	PF	ST	AS	TS	Blocks	BA	W+
			M	A	M	A	M	A	M	A	M	M	A	M
10	Hendry Brown	F	19:29	14-14	0-0	4-8	1	2	3	4	3	7	5	0
10	Gregory "GG" Jackson Jr.	F	33:37	10-21	4-8	6-8	3	15	8	4	23	2	1	2
10	Charles Wright	G	19:19	0-1	0-1	0-0	0	0	0	0	0	0	0	0
5	Chico Carter	G	38:22	3-8	1-2	1-2	0	2	5	1	8	0	2	0
5	Mitchell Johnson	G	37:57	2-11	1-9	6-6	0	6	3	3	11	5	0	1
3	John Gray	J	21:02	2-4	0-2	2-3	5	8	1	2	6	0	0	0
12	Zachary Davis	J	19:05	1-4	0-2	0-0	0	0	4	2	1	1	0	0
3	Bernheim Boomsma-Verschu	J	06:13	0-0	0-0	0	0	2	2	1	0	0	0	0
31	Daniel Hinkins-Sanford	F	04:57	1-3	0-0	0-0	1	0	1	1	1	2	0	0
Team														
Totals														

Shooting By Period

1st FGM: 8-31 = 25.8%

2nd FGM: 2-14 = 14.3%

3rd FGM: 7-45 = 66.7%

2nd FGM: 12-35 = 48.6%

3rd FGM: 5-14 = 35.3%

FTM: 15-18 = 83.3%

3rd FGM: 25-26 = 96.2%

3rd FGM: 7-28 = 25.0%


4th FGM: 14-24 = 79.2%

Deaf Ball Rebounds: 2.0

Technical Fouls: NONE

AUB		USC		Points from		Turnovers		Perf		Period		Period		Scoring	
				AUB		USC				1st		2nd		Total	
Biggest Lead		26 (2 1st 15:16) (0 1st 20:20)		21		26		45		1st		2nd		Total	
Best Scoring Run		7 (1 1st 17:09) (8 2nd 10:35)		21		26		45		AUB		3rd		81	
Lead Changes		0		2		2		27		12		7		19	
Times Tied		0		0		0		0		USC		22		44	
Wins With Lead		38-40		1		0-0-0		Bench		14		7		21	

GAME 20



Official Basketball Box Score - Final

01/25/23 Eastwood Area at Stephen C. O'Connor Center, Gainesville

2022-23 Men's Basketball

Game Time: 70:00

Game Duration: 2:08

Attendance: 7,831

South Carolina - 60

Record: 9-12 (4-1)

NO. Name	Pos	Min	FG	3P	FT	Rebounds	Fouls	P	AS	TS	Blocks	+/-	Shooting By Period	
20	Hayden Brown	28:59	13	7	13	0	1	1	5	0	3	1	3-PT%: 3-10 30.0%	
10	Gregory "Gooch" Jackson III	31:42	7-18	1-13	5-8	2	8	10	1	20	2	1	FT%: 93% 100%	
1	Jacob Wright	6:23	1-1	0-0	0	0	1	1	0	2	2	0	3-PT%: 12.31% 38.5%	
2	Chico Carter, Jr.	31:08	5-8	2-3	0	2	2	0	12	9	10	0	2PT%: 24.4 50.0%	
3	Anthony Johnson	22:56	4-4	0-0	0	0	0	3	3	3	3	0	3-PT%: 0.0 80%	
33	Zach Gray	23:48	4-6	0-0	3	5	8	13	3	6	1	0	GMFG%: 22.00 25.00%	
12	Joshary Davis	15:50	0-2	0-1	2-2	2	3	1	2	1	2	0	3-PT%: 0.0 15.4 35.5%	
31	Benjamin Bismark-Jedrick	09:31	0-1	0-0	0	0	1	1	1	0	0	1	FT%: 11.19 57.9%	
30	Daniel Hawkins-Sanford	08:28	0-0	0-0	0	1	1	2	0	1	4	1	0	Dead Ball Rebounds: 4
44	For Cooper Jr.	08:11	1-1	1-1	0	0	2	2	1	0	3	1	0	0
4	Tre-Vaughn Minott	03:38	0-0	0-0	1-2	0	1	0	1	1	1	0	0	5
10	Arvin Berman	02:47	0-0	0-0	0	0	2	0	0	0	0	0	0	1
21	Shawn Spensator	02:47	0-2	0-0	0-0	0	0	0	0	0	1	0	0	1
Team					2		3		2		0			
Totals			22	49	5-14	11	23	43	16	15	15	4	9	21

Florida - 81


Record: 12-9 (5-3)

NO. Name	Pos	Min	FG	3P	FT	Rebounds	Fouls	P	AS	TS	Blocks	+/-	Shooting By Period			
12	Colin Castleton	25:55	7-10	0-1	4-5	1	1	1	3	9	2	4	3-PT: 0-3 23.1%			
0	Myron Jones	30:10	3-10	0-3	3-3	3	7	10	2	8	0	1	FT%: 35.0 40.0%			
5	Will Richard	6:27	2-6	2-2	4-4	1	6	7	0	5	12	1	1	29		
1	Kyle Lofton	30:19	5-7	0-0	0	3	1	0	10	13	3	0	3	0		
4	Riley Kuyk	38:33	6-9	2-4	0-2	0	1	1	2	14	0	3	0	3		
14	Kawade Rivers	31:17	6-12	3-7	0-1	0	1	0	11	12	1	1	1	1		
33	Jasson Jibchoh	14:48	2-4	0-2	1-2	0	2	2	5	1	3	1	0	3		
2	Trey Bonham	12:31	0-3	0-2	0	0	3	3	0	0	4	0	1	1	3	
4	Nels Lane	05:30	0-0	0-0	0	0	0	0	5	0	1	0	0	6		
3	Aleksy Szymczyk	05:12	0-1	0-1	0	0	0	0	0	0	0	0	0	-3		
10	Shawn Spensator	01:58	0-1	0-0	0	0	0	0	0	0	0	0	0	-3		
20	Jack May	00:52	0-0	0-0	0	0	0	0	0	0	0	0	0	-3		
21	Alex Vastika	00:52	0-0	0-0	0	0	0	0	0	0	0	0	0	-3		
Team					1		2		3		0					
Totals			25	68	7-27	12	17	6	30	36	15	21	5	10	9	21

Technical Fouls: Davis 2; 10:14

Technical Fouls: Davis 2; 10:14

GAME 21



Official Baseball Bat Score - Final

South Carolina at Georgia

01/28/23 Dicks Baseball, Athens

2023 D2 Norm Baseball

Game Time: 2:07 PM

Game Duration: 2:20

Attendance: 1,333

Officials: Anthony Jordan, Todd Altsch, Jason Blevins

South Carolina - 78

Record: 8-13 (1-7)

NO. Name	Min	FG	3P	FT	Rebounds	Fouls	TP	AS	TS	Blocks	stl	ftl
ma	ba	ma	ba	ma	rf	rf						
10 Hayden Brown	F	31:10	7-20	2-6	4 10 10	1	17	2	0	0	0	0
20 Gregory "GGG" Jackson Jr	F	33:15	6-19	27	14 6 4 10	3	5	18	3	7	4	0 1-2
3 Chris Gray	C	23:14	2-5	0	0 0 2 4 6	4	1	0	2	0	2	0 0 -2
2 Chico Carter Jr.	Jr	33:05	4-17	4-5	0 0 0 0 0	1 0	12	1	2	1	1	-19
5 Meeche Johnson	G	37:00	4-17	14	2-2 2 2 3 1	1	11	5	3	0	1	1
1 Jacky Wright	Jr	32:59	4-8	4-5	1-2 0 1 1 4	1	13	2	1	0	0	0 -4
12 Zachary Davis	SO	10:10	0-0	0-0	0 0 3 3 1	0	0	0	2	0	0	0 1
31 Berjamin Bosmans-Vander	Jr	16:37	1-1	0	0 12 2 2 4	2	2	0	0	0	0	0 0 -2
44 Ford Cooper Jr.	Jr	03:41	0-1	0-1	0 0 1 0 0	1	0	0	0	0	0	0 2
Team												0 3 3 0 0
Totals												28-68 13-31 9-14 17 25 42 21 12 78 13 18 2 7 2 3 1-3

Technical Fouls: NONE

Georgia - 81

Record: 14-7 (4-4)

NO. Name	Min	FG	3P	FT	Rebounds	Fouls	TP	AS	TS	Blocks	stl	ftl
ma	ba	ma	ba	ma	rf	rf						
12 Matthew-Alexander Monroffelle	F	19:33	4-5	0	0 0 1 1 2	1	8	1	1	0	0	0 0 -1
5 Frank Asplem	C	33:51	6-9	0	0 0 4 4 3	8	12	0	1	1	0	2
0 Terry Roberts	G	41:42	0-2	0-2	0 0 3 2 1	0	10	4	3	0	1	0
3 Karlo Ogden	G	21:26	3-9	0-2	10-15 1 4 5	2 10 16	0	2	1	0	1	1
4 Jusatan Holt	G	31:27	1-5	0-2	6-6 2 4 6	2 3	8	1	1	1	1	1 1
12 Justin Hill	Jr	12:46	1-2	0-0	0 0 0 0 0	2	3	1	0	0	0	0 -1
13 Marcell McBride	G	38:05	5-7	2-3	38-65 5 2 10	1	11	5	3	0	0	1 1
20 Bassem Eldeir	SO	08:17	0-3	0-0	0 0 0 0 0	0	1	0	0	1	0	0 -2
1 Jabari Abdul-Rahim	Jr	18:14	2-3	1-2	3-4 1 4 5	2 0	8	0	1	2	0	0 0
Team												1 0 1 0 0
Totals												26-56 15-25 23-29 25 31 12 21 14 11 13 3 2 3 1-3

Technical Fouls: NONE

USC

UGA

Biggest Lead

12 (2nd 13:05)

4 (1st 2:25)

Best Scoring Run

11 (1st 2:20)

10 (2nd 5:15)

Lead Changes

0

38-65

Times Tied

0

2 10

Time with Lead

33:06

35:07

Bench

16 27

18 27

Points from Turnovers

10 17

28 40

Paint Points

28 40

28 40

Fast Breaks

2 10

2 10

1st 2nd OT1 OT2

USC 37 36 5 78

UGA 35 38 8 81

Carolina shot just 34.0 percent (18-53) for the game. MSU shot 52.9 percent (27-51), including 61.9 percent (13-21) in the second half.

Arkansas regained the lead with 2:53 remaining on two free throws from Black after he grabbed an offensive rebound and was fouled by Gray. Gray scored twice on dunks, but Council and Black answered with layups and the Razorbacks led 64-63 with 1:21 to go.

South Carolina plays at Mississippi and Missouri
is at Tennessee in Saturday games.

GAMECOCK.
MEN'S BASKETBALL

GAMECOCK
MEN'S BASKETBALL

OXFORD, Miss. (AP) — Meechie Johnson made a three-point play and Jacobi Wright drilled a 3-pointer from the corner with 44 seconds left to lift South Carolina past Ole Miss, 64-61 on Saturday.



Ole Miss hit 6 of 14 shots from behind the 3-point arc in the first half but went 0-9 over the final 20 minutes and missed opportunities to close out a win. With a two-point lead and 2:24 to play the Rebels worked for an open look and found Myles Burns with an open lane to the basket. He could not get his open look to fall and, after Chico Carter Jr. was whistled for an intentional foul, Burns missed both free throws.

Tye Fagan hit two free throws with 1:31 left to give Ole Miss a four-point lead, 59-55, Johnson drove the lane for a layup and added a free throw to get the Gamecocks within one, and after Fagan turned it over, Wright buried a wide-open 3-pointer to take the lead. Johnson added 3 of 4 from the line to put the game out of reach and Fagan added a layup with a second left for the final margin.

Hayden Brown scored 18 points to lead South Carolina (9-16, 2-10 Southeastern Conference). Wright hit 3 of 5 from distance and scored 17 points with five boards and four assists. Johnson contributed 13 points.

Fagan led Ole Miss (10-15, 2-10) with 17 points. Robert Allen finished with 10 points and seven rebounds.

Mississippi plays at Florida Wednesday. South Carolina travels to face Vanderbilt Tuesday.

	64	GAME 26 Columbia, S.C. Colonial Life Arena Feb. 14, 2023 <i>Meechie Johnson led South Carolina with 19 points</i>
	75	

COLUMBIA, S.C. (AP) — Liam Robbins scored 24 points and grabbed eight rebounds, Ezra Manjon added 15 points and Vanderbilt beat South Carolina 75-64 on Tuesday night for its fourth straight conference victory.

Vanderbilt (14-12, 7-6 SEC) has its first four-game winning streak in SEC play since the 2016-17 season. The win also gave the Commodores their first season sweep of South Carolina since 2013.

Tyrin Lawrence had 11 points and Myles Stute scored 10 for Vanderbilt.

Vanderbilt held South Carolina to just 12 points through the opening 14 minutes and led 25-12. The Commodores also struggled shooting in the first half at 35% but controlled the glass 30-15 for a 40-28 advantage in field-goal attempts.

BATON ROUGE, La. – A season-high 15 triples from the Gamecocks propelled them to their third SEC road victory of the season 82-73, over LSU in Baton Rouge.

Four Carolina starters combined for 74 of the 82 Gamecock points scored. Meechie Johnson and Gregory "GG" Jackson II led the way with 20 each for Carolina. Jacobi Wright added a new career-high 18, and Hayden Brown scored 16.

Carolina shot 50.0 percent (8-for-16) from three in the first half and jumped out to a 36-31, halftime lead. Balanced offensive scoring in the second half helped extend their lead to 13 and the Gamecocks completed their second SEC wire-to-wire victory of the season.

The Gamecocks as a team shot 94.4 percent from the free throw line and dished 20 assists on 25 made baskets. LSU was able to muster just 33.3 percent from three (7-for-21) and just 53.8 percent (14-for-26) from the charity strike. Cam Hayes led all scorers for LSU with a game high 25 on (8-for-15) shooting.

The win marks the third in conference play for the garnet and black (all on the road). It also marks the first career win for head coach Lamont Paris against the Tigers. It is the first win for South Carolina at LSU since a 88-63 victory on Feb. 1 2017, during the historic final four season.

GAME 25

</

GAME 26

NCAA

Vanderbilt at South Carolina

(at) 2047 College Dr. Laurens, Columbia

2022 © Mike DeStefano

Game Time: 1:37 PM

Courtside: 10:00 AM

Attendance: 5,500

Vanderbilt 75

Record: 16-15-14

NO.

NAME

GP

MP

PTS

FG

FT

Rebounds

TO

Fouls

PF

AS

TS

Blocks

BB

+

10

Myke Stone

26

38

31.0

12

2

3

5

4

1

0

2

0

0

11

21

Liam Robbins

28

24.3

8.0

3.3

5.0

3.5

8.8

2.7

2.0

0.0

0.0

0.0

3

0

16

0

Tyrin Lawrence

30

22.6

11.0

16

23.3

1

6.7

1.3

1.1

0.0

2

0

0

13

5

Ezequiel Miller

30

31.1

5.0

3.3

5.6

1.3

3.4

0.5

0.0

1.0

0

0

0

1

13

12

Trey Thomas

34

29.7

2.7

0.0

2

3.5

1

0

6

1

0

0

0

0

18

3

Paul Lewis

10.5

13.2

0.0

0.0

1

1

0

0

0

0

0

3

0

0

1

4

Jordan Jones

16.52

6.0

0.0

0.0

2

1

7

8

2

1

2

2

2

0

1

42

Chadwick Davis

30

27.7

15.0

6.0

10.0

2.0

1.0

0.0

0.0

0.0

0.0

0.0

0

0

1

1

Colin Smith

14.42

0.2

0.0

0

3

0

3

0

1

0

0

0

0

0

6

2

Noah Shelby

02:29

1.2

0.0

0

0

0

0

0

0

0

0

0

0

0

7

Team

Totals

25:05

10:37

15:23

10

29

48

10

2

4

1

4

3

1

1

11

Technical Fouls: NONE

South Carolina - 64

Record: 9-17-13

NO.

NAME

GP

MP

PTS

FG

FT

Rebounds

TO

Fouls

PF

AS

TS

Blocks

BB

+

10

Hayden Brown

31

5.12

0.4

1.1

0.0

0.8

0.8

0.0

0.0

0.0

1.0

2

0

4

5

33

Josh Gray

C-23.9

1.2

0.0

0.2

1.1

11.2

4.1

1

2

0

0

0

0

0

6

1

Jacob Wright

G-30.5

1.6

0.4

3.4

0.0

2.2

3.3

3.5

3

1

0

0

0

0

2

0

Scott Carter, Jr.

G-34.7

1.0

0.0

3.5

4.4

0.2

2.2

2.2

0.5

0.0

1

0

0

0

2

5

Melechi Johnson

G-32.57

5.14

3.7

6.6

1.1

6.7

1.0

0.0

0.0

0.0

0.0

0.0

0

0

1

33

Bergery "Doo" Jackson, Jr.

15:57

1.7

0.6

0.0

0

1

1

0

0

2

0

0

0

0

31

1

Bergin Smith

08:13

0.0

0.0

0

0

1

0

1

0

0

0

0

0

0

23

12

Zachary Davis

13:11

1.2

0.2

0.0

0

2

2

1

0

3

0

1

0

1

0

0

Daniel Hawkins-Sanders

05:32

3.5

1.2

1.1

1

0

1

1

7

0

0

0

0

0

3

Team

Totals

21:59

7:27

15:18

10

24

34

18

0

3

1

0

2

1

3

11

Technical Fouls: NONE

Shooting By Period

PTS

FG

FT

1st

14.0

5.0

15.0

Shooting By Period

PTS

FG

FT

1st

14.0

5.0

15.0

Shooting By Period

PTS

FG

FT

1st

14.0

5.0

15.0

Shooting By Period

PTS

FG

FT

1st

14.0

5.0

15.0

Shooting By Period

PTS

FG

FT

1st

14.0

5.0

15.0

Shooting By Period

PTS

FG

FT

1st

14.0

5.0

15.0

Shooting By Period

PTS

FG

FT

1st

14.0

5.0

15.0

Shooting By Period

PTS

FG

FT

1st

14.0

5.0

15.0

Shooting By Period

PTS

FG

FT

1st

14.0

5.0

15.0

Shooting By Period

PTS

FG

FT

1st

14.0

5.0

15.0

Shooting By Period

PTS

FG

FT

1st

14.0

5.0

15.0

Shooting By Period

PTS

FG

FT

1st

14.0

5.0

15.0

Shooting By Period

PTS

FG

FT

1st

14.0

5.0

15.0

Shooting By Period

PTS

FG

FT

1st

14.0

5.0

15.0

Shooting By Period

PTS

FG

FT

1st

14.0

5.0

15.0

Shooting By Period

PTS

FG

FT

1st

14.0

5.0

15.0

Shooting By Period

PTS

FG

FT

1st

14.0

5.0

15.0

Shooting By Period

PTS

FG

FT

1st

14.0

5.0

15.0

Shooting By Period

PTS

FG

FT

1st

14.0

5.0

15.0

Shooting By Period

PTS

FG

FT

1st

14.0

5.0

15.0

Shooting By Period

PTS

FG

FT

1st

14.0

5.0

15.0

Shooting By Period

PTS

FG

FT

1st

14.0

5.0

15.0

Shooting By Period

PTS

FG

FT

1st

14.0

5.0

15.0

Shooting By Period

PTS

FG

FT

1st

14.0

5.0

15.0

Shooting By Period

PTS

FG

FT

1st

14.0

5.0

15.0

Shooting By Period

PTS

FG

FT

1st

14.0

5.0

15.0

Shooting By Period

PTS

FG

FT

1st

14.0

5.0

15.0

Shooting By Period

PTS

FG

FT

1st

14.0

5.0

15.0

Shooting By Period

PTS

FG

FT

1st

14.0

5.0

15.0

Shooting By Period

PTS

FG

FT

1st

14.0

5.0

15.0

Shooting By Period

PTS

FG

FT

1st

14.0

5.0

15.0

Shooting By Period

PTS

FG

FT

1st

14.0

5.0

15.0

Shooting By Period

PTS

FG

FT

1st

14.0

5.0

15.0

Shooting By Period

PTS

FG

FT

1st

14.0

5.0

15.0

Shooting By Period

PTS

FG

FT

1st

14.0

5.0

15.0

Shooting By Period

PTS

FG

FT

1st

14.0

5.0

15.0

Shooting By Period

PTS

FG

FT

GAME 27[illegible]



GAME 31
Columbia, S.C.
Colonial Life Arena
March 4, 2023
Johnson scores game-high 18 with seven assists ; 13 points for Brown in final CLA game



GAME 32
Nashville, Tenn.
Bridgestone Arena
March 8, 2023
7 p.m. (ET) - SEC Network



GAME 33
Nashville, Tenn.
Bridgestone Arena
March 9, 2023
3:30 p.m. (ET) - SEC Network

COLUMBIA, S.C. (AP) — Meechie Johnson scored 18 points and Jacobi Wright had 14 and the pair combined for five free throws in the last 3.6 seconds to give South Carolina a 61-55 win over Georgia on Saturday to close the regular season.

Johnson made 1 of 2 free throws with 7.6 seconds to go for a 56-53 lead for the Gamecocks, who chose to intentionally foul before the Bulldogs could attempt a tying 3-pointer.

Justin Hill converted the one-and-one for Georgia at 4.6 seconds — giving him 1,001 points for his career — but on the inbounds, as Terry Roberts fouled Wright, Roberts was given a technical for grabbing Wright's foot after the whistle.

Wright made three of the four free throws to make it 59-55 and Johnson was fouled on the ensuing possession with his free throws at 2.1 seconds making it the biggest lead for either team in the second half.

Hayden Brown scored 13 points for the Gamecocks (11-20, 4-14 SEC), who snapped a three-game losing streak with their first home SEC win. Josh Gray had 11 rebounds and Johnson had seven assists.

Roberts had 14 points for the Bulldogs (16-15, 6-12), who have lost five straight, and Braele Bridges had 12.

It was a fitting game for teams that will be the 11th (Georgia) and 12th seeds (South Carolina) for opening-round games of the SEC Tournament on Wednesday in Nashville, as well as teams that produced a close first game, won by the Bulldogs 81-78 in overtime to snap a 12-game losing streak in the series.

Johnson's layup to open the scoring in the second half tied it at 27 and then Georgia scored four. The teams traded baskets before the Gamecocks scored six and from the 16:24 mark neither team would lead by more than two until Johnson's free throw at 7.6 seconds.

GAME 31

GAME 32

GAME 33

Official Basketball Box Score - Final														
Georgia at South Carolina														
03/04/23 Colonial Life Arena, Columbia														
2022-23 Men's Basketball														
Officials: Tony Greene, Will Howard, Vladimir Vojvoda-Tadić														
Georgia - 55														
Record: 16-15 (6-12)														
Shooting By Period														
1st FG% 50.0% 32.1%														
2nd FG% 44.4% 38.9%														
3rd FG% 50.0% 38.9%														
4th FG% 50.0% 38.9%														
GM FG% 50.0% 38.9%														
FT% 83.3% 77.8%														
Dead Ball Rebounds: 0-0														
Technical Fouls: Roberts 2 1st 0:03														
South Carolina - 61														
Record: 11-20 (4-14)														
Shooting By Period														
1st FG% 50.0% 32.1%														
2nd FG% 44.4% 38.9%														
3rd FG% 50.0% 38.9%														
4th FG% 50.0% 38.9%														
GM FG% 50.0% 38.9%														
FT% 83.3% 77.8%														
Dead Ball Rebounds: 10-1														
Technical Fouls: NONE														
Biggest lead 8 (1st 6:12) 7 (1st 17:25)														
Best Scoring Run 12 (1st 13:43) 7 (1st 17:25)														
Lead Changes 8														
Times Tied 11														
Time with Lead 21:36 08:02														

THE LAST TIME IN SOUTH CAROLINA BASKETBALL...

AN INDIVIDUAL ...

Scored 20 or more points:	South Carolina: Gregory "GG" Jackson II (22), at Miss. State (Feb. 28, 2023), in Starkville, Miss. Opponent: Shakeel Moore (20), Miss. State (Feb. 28, 2023), in Starkville, Miss.
Scored 30 or more points:	South Carolina: Gregory "GG" Jackson II (30) vs. No. 16/17 Auburn (Jan. 21, 2023) in Columbia, S.C. Opponent: Devontae Shuler (31), vs. Ole Miss (Feb. 13, 2021), in Columbia, S.C.
Scored 35 or more points:	South Carolina: Sindarius Thornwell (44) vs. Alabama (Feb. 7, 2017) in Columbia, S.C. Opponent: Emoni Bates (36), Eastern Michigan (Dec. 30, 2022), in Columbia, S.C.
Scored 40 or more points:	South Carolina: Sindarius Thornwell (44), vs. Alabama (Feb. 7, 2017) in Columbia, S.C. Opponent: Brandon Miller (41), No. 2/2 Alabama (Feb. 22, 2023) in Columbia, S.C.
Collected 20 or more rebounds:	South Carolina: Sindarius Thornwell (21), vs. Alabama (Feb. 7, 2017) in Columbia, S.C. Opponent: Ekpe Udoh (20), Baylor, (Jan. 2, 2010) in Columbia, S.C.
Collected 15 or more rebounds:	South Carolina: Gregory "GG" Jackson II (16), vs. Western Kentucky (Dec. 22, 2022), in Columbia, S.C. Opponent: Henry Coleman III (15), Texas A&M (Jan. 29, 2022) in College Station, Texas
Made 12 or more field goals:	South Carolina: Jermaine Couisnard (12) vs. LSU (Feb. 19, 2022) in Columbia, S.C. Opponent: Brandon Miller (14), No. 2/2 Alabama (Feb. 22, 2023) in Columbia, S.C.
Made 10 or more field goals:	South Carolina: Gregory "GG" Jackson II (10), vs. No. 16/17 Auburn (Jan. 21, 2023) in Columbia, S.C. Opponent: Olivier Nkamhoua (10), No. 8/9 Tennessee (Jan. 7, 2023), in Columbia, S.C.
Attempted 20 or more field goals:	South Carolina: Gregory "GG" Jackson II (20), vs. No. 2/2 Alabama (Feb. 22, 2023) in Columbia, S.C. Opponent: Brandon Miller (25), No. 2/2 Alabama (Feb. 22, 2023) in Columbia, S.C.
Attempted 25 or more field goals:	South Carolina: Sindarius Thornwell (25), vs. Alabama (Feb. 7, 2017) in Columbia, S.C. Opponent: Brandon Miller (25), No. 2/2 Alabama (Feb. 22, 2023) in Columbia, S.C.
Dished 10 or more assists:	South Carolina: Jermaine Couisnard (10), vs. Miss. State (March 3, 2020) in Columbia, S.C. Opponent: Zakai Zeigler (11), No. 11/13 Tennessee (Feb. 25, 2023) in Knoxville, Tenn.
Swiped 5 or more steals:	South Carolina: Erik Stevenson (6), vs. Princeton (Nov. 12, 2021) in Asheville, N.C. Opponent: D'Moi Hodge (5), Missouri (Feb. 7, 2023), in Columbia, Mo.
Blocked 5 or more shots:	South Carolina: Maik Kotsar (6), vs. North Greenville (Dec. 31, 2018) in Columbia, S.C. Opponent: Liam Robbins (6), Vanderbilt (Jan. 3, 2023), in Nashville, Tenn.
Made 5 or more 3-point field goals:	South Carolina: Meechie Johnson (5) and Jacobi Wight (5), at LSU (Feb. 18, 2023), in Baton Rouge, La Opponent: Mardrez McBride (5), Georgia (Jan. 28, 2023) in Athens, Ga.
Attempted 8 or more 3-point field goals:	South Carolina: Hayden Brown (8), at No. 11/13 Tennessee (Feb. 25, 2023) in Knoxville, Tenn. Opponent: Santiago Vescovi (9), No. 11/13 Tennessee (Feb. 25, 2023) in Knoxville, Tenn..
Made 10 or more free throws:	South Carolina: Gregory "GG" Jackson II (11), at Miss. State (Feb. 28, 2023), in Starkville, Miss. Opponent: Kario Oquendo (10), Georgia (Jan. 28, 2023) in Athens, Ga.
Attempted 15 or more free throws:	South Carolina: Chris Silva (16), vs. Georgia (March 9, 2019) in Columbia, S.C. Opponent: Kario Oquendo (10), Georgia (Jan. 28, 2023) in Athens, Ga.
Played all 40 minutes of regulation:	South Carolina: AJ Lawson, at LSU (Jan. 16, 2021) in Baton Rouge, La. Opponent: Anthony Black, Ricky Council IV & Davonte Davis, Arkansas (Feb. 4, 2023), in Columbia, S.C.
A player hit a last-second shot (within 3 seconds) to win a game:	South Carolina: Chico Carter Jr. (10-foot transition jumper), vs. Clemson, (Nov. 11, 2022), in Columbia, S.C. Opponent: Brandon Miller (left-handed layup), No. 2/2 Alabama (Feb. 22, 2023) in Columbia, S.C.
A player had a double-double:	South Carolina: Josh Gray (20 pts, 14 reb), vs. Arkansas (Feb. 4, 2023), in Columbia, S.C. Opponent: Johni Broome (27 pts, 11 reb), No. 16/17 Auburn (Jan. 21, 2023) in Columbia, S.C.
Two or more players had a double-double:	South Carolina: Gregory "GG" Jackson II (20 pts, 10 reb) & Josh Gray (11 pts, 13 reb), at Florida (Jan. 25, 2023), in Gainesville, Fla. Opponent: Nicolas Claxton (13 pts, 10 reb) & Derek Ogbeide (11 pts, 10 reb), Georgia (March 9, 2019) in Columbia, S.C..
A player had a triple-double:	South Carolina: Sam Muldrow (16 points, 14 rebounds, 10 blocks) vs. Vanderbilt (Jan. 8, 2011) in Columbia, S.C. Opponent: Daniel Hackett (Southern California - 22 points, 10 rebounds, 10 assists) (Nov. 17, 2007) in Columbia, S.C. *** Only second triple-double in South Carolina history (Chuck Eidson (25 points, 10 rebounds, 10 assists) vs. SC State (Nov. 29, 2002) in Columbia, S.C..
Scored 30 or more points in back-to-back games:	South Carolina: Devan Downey, 30 vs. Kentucky (Jan. 26, 2010) in Columbia, S.C. 33 vs. Georgia (Jan. 30, 2010) in Columbia, S.C.
Scored 25 or more points in back-to-back games:	South Carolina: AJ Lawson, 25 vs. Florida A&M (Jan. 2, 2021) 30 vs. Texas A&M (Jan. 6, 2021)

A TEAM ...

Scored 100 or more points:	South Carolina: 105 vs. Army (Dec. 22, 2021) in Columbia, S.C. Opponent: 101, Arkansas (March 2, 2021) in Columbia, S.C.
Scored 50 points or less:	South Carolina: 45, at No. 11/13 Tennessee (Feb. 25, 2023) in Knoxville, Tenn. Opponent: 32, Wyoming (Nov. 10, 2019) in Columbia, S.C.
Scored 50 points in a half:	South Carolina: 61 (1st half), vs. Army (Dec. 22, 2021) in Columbia, S.C. Opponent: 50 (1st half), Texas A&M (Jan. 14, 2023), in Columbia, S.C.
Failed to score 25 points in a half:	South Carolina: 19 (2nd half), at No. 11/13 Tennessee (Feb. 25, 2023) in Knoxville, Tenn. Opponent: 23 (2nd half), Ole Miss (Feb. 11, 2023), in Oxford, Miss.

Collected 50 or more rebounds:	South Carolina: 51, vs. Western Kentucky (Dec. 22, 2022), in Columbia, S.C. Opponent: 51, Clemson (Dec. 18, 2021) in Clemson, S.C.
Shot 60% or better from the field:	South Carolina: 60.0% (39-65), vs. High Point (March 15, 2016) in Columbia, S.C. Opponent: 69.6% (32-46) Missouri (Feb. 28, 2013) in Columbia, S.C.
Shot 50% or better from the field:	South Carolina: 52.0% (26-50), at Missouri (Feb. 7, 2023), in Columbia, Mo. Opponent: 50.0% (26-52), Miss. State (Feb. 28, 2023), in Starkville, Miss.
Shot less than 30% from the field:	South Carolina: 25.0% (12-48), vs. No. 8/9 Tennessee (Jan. 7, 2023), in Columbia, S.C. Opponent: 27.3% (15-55), Texas A&M (Feb. 8, 2020) in Columbia, S.C.
Shot 50% or better from 3-point range (at least 10 attempts):	South Carolina: 55.0% (11-20), at Kentucky (Jan. 10, 2023), in Lexington, Ky. Opponent: 51.9% (14-27), No. 22/20 Tennessee, (Feb. 5, 2022), in Columbia, S.C.
Shot 20% or less from 3-point range (at least 10 attempts):	South Carolina: 14.3% (2-14), vs. Georgia (March 4, 2023), in Columbia, S.C. Opponent: 17.6% (3-17), No. 16/17 Auburn (Jan. 21, 2023) in Columbia, S.C.
Dished 20 or more assists:	South Carolina: 20, at LSU (Feb. 18, 2023), in Baton Rouge, La. Opponent: 29, No. 11/13 Tennessee (Feb. 25, 2023) in Knoxville, Tenn.
Made 35 or more shots:	South Carolina: 45, vs. Allen (Dec. 14, 2021) in Columbia, S.C. Opponent: 36, No. 11/13 Tennessee (Feb. 25, 2023) in Knoxville, Tenn..
Attempted 80 or more shots:	South Carolina: 82, vs. No. 5/4 Kentucky, (Feb. 8, 2022) in Columbia, S.C. Opponent: 83, LSU (Feb. 10, 1996) in Columbia, S.C.
Attempted 70 or more shots:	South Carolina: 72, at Vanderbilt (Jan. 3, 2023), in Nashville, Tenn. Opponent: 72, Army (Dec. 22, 2021) in Columbia, S.C.
Made 10 or more 3-pointers:	South Carolina: 15, at LSU (Feb. 18, 2023), in Baton Rouge, La. Opponent: 10, No. 11/13 Tennessee (Feb. 25, 2023) in Knoxville, Tenn.
Did not make a 3-pointer:	South Carolina: vs. USC Upstate (Nov. 6, 2018) in Columbia Opponent: Mississippi State (Feb. 23, 2022) in Columbia, S.C.
Attempted 30 or more 3-pointers:	South Carolina: 32, at LSU (Feb. 18, 2023), in Baton Rouge, La. Opponent: 37, Vanderbilt (Feb. 14, 2023) in Columbia, S.C..
Attempted 25 or more 3-pointers:	South Carolina: 27, vs. Vanderbilt (Feb. 14, 2023) in Columbia, S.C.. Opponent: 27, No. 2/2 Alabama (Feb. 22, 2023) in Columbia, S.C.
Made 30 or more free throws:	South Carolina: 35, vs. Alabama (Feb. 7, 2017) in Columbia, S.C. Opponent: 34, Ole Miss (Feb. 13, 2021) in Columbia, S.C.
Attempted 40 or more free throws:	South Carolina: 50, vs. Alabama (Feb. 7, 2017) in Columbia, S.C. Opponent: 44, Ole Miss (Feb. 13, 2021) in Columbia, S.C.
Swiped 15 or more steals:	South Carolina: 15, at Georgia (Feb. 27, 2021) in Athens, Ga. Opponent: 15, Georgia (Jan. 28, 2023) in Athens, Ga.
Blocked 12 or more shots:	South Carolina: 12, vs. Coastal Carolina (Nov. 30, 2018) in Coulmbia, S.C. Opponent: 12, Florida (Feb. 3, 2021) in Gainesvle, Fla.
Blocked 8 or more shots:	South Carolina: 8, vs. Army (Dec. 22, 2021) in Columbia, S.C. Opponent: 9, Florida (Jan. 25, 2023), in Gainesville, Fla.
Won by 30 or more points:	South Carolina: 30, vs. Army (Dec. 22, 2021) in Columbia, S.C. Opponent: 40, No. 11/13 Tennessee (Feb. 25, 2023) in Knoxville, Tenn.
Won by 20 or more points:	South Carolina: 30, vs. Army (Dec. 22, 2021) in Columbia, S.C. Opponent: 21, Florida (Jan. 25, 2023), in Gainesville, Fla.
Played a single overtime game:	Win: 74-71, at Georgetown (Dec. 3, 2022), in Washington, D.C. Loss: 78-76, vs. No. 2/2 Alabama (Feb. 22, 2023) in Columbia, S.C.
Played a double overtime game:	Win: 87-85 vs. WKU (Nov. 27, 2010) in Bowling Green, Ky. Loss: 98-88 vs. Louisville (Feb. 20, 1988) in Columbia, S.C.
South Carolina played a No. 1 Team in the country:	Win: 68-62 vs. No. 1/1 Kentucky (Jan. 26, 2010) in Columbia, S.C. Loss: 85-73 loss to No. 1/1 Tennessee (Feb. 13, 2019) in Knoxville, Tenn.
South Carolina played a top-5 opponent:	Win: 68-62 vs. No. 1/1 Kentucky, (Jan. 26, 2010) in Columbia, S.C. Loss: 78-76 OT loss to No. 2/2 Alabama (Feb. 22, 2023) in Columbia, S.C.
South Carolina played a top-10 opponent:	Win: 81-78 win vs. No. 10/12 Kentucky (Jan. 15, 2020) in Columbia, S.C. Loss: 85-42 loss vs. No. 8/9 Tennessee (Jan. 7, 2023), in Columbia, S.C.
South Carolina played a top-25 opponent:	Win: 77-62 win at No. 22/23 Florida (Feb. 3, 2021) in Gainesville, Fla. Loss: 85-45 loss at No. 11/13 Tennessee (Feb. 25, 2023) in Knoxville, Tenn.
South Carolina defeated a ranked opponent:	Home: 81-78 win vs. No. 10/12 Kentucky (Jan. 15, 2020) in Columbia, S.C. Away: 77-62 win at Florida (Feb. 3, 2021) in Gainesvle, Fla. Neutral: 77-70 vs. No. 20/17 Florida (March 26, 2017) in New York City SEC Home: 81-78 win vs. No. 10/12 Kentucky (Jan. 15, 2020) in Columbia, S.C. SEC Away: 77-72 win at No. 20/22 Florida (Jan. 24, 2018) in Gainesville, Fla. Non-conference away: 70-59 win at No. 9/7 Virginia (Dec. 22, 2019) in Charlottesville, Va.
South Carolina defeated a top-10 opponent:	Home: 81-78 win vs. No. 10/12 Kentucky (Jan. 15, 2020) in Columbia, S.C. Away: 70-59 win at No. 9/7 Virginia (Dec. 22, 2019) in Charlottesville, Va. Neutral: 88-81 win vs. No. 7/7 Duke (March 19, 2017) in Greenville, S.C.
A South Carolina win opened the season:	Home: 80-77 win vs. SC State (Nov. 8, 2022), in Columbia, S.C. Away: 73-52 win at Wofford (Nov. 10, 2017) in Spartanburg, S.C. Neutral: 74-61 win vs. Chaminade (Nov. 19, 2001) in Maui, Hawaii (Maui Invite)
South Carolina opened SEC play:	Home: 85-42 loss vs. No. 8/9 Tennessee (Jan. 7, 2023), in Columbia, S.C. Away: 84-79 OT loss at Vanderbilt (Jan. 3, 2023), in Nashville, Tenn.

21 | JA'VON BENSON JUH-Von

Jr. • Forward • 6-7 • 253 • Columbia, S.C. // Ridge View

CAREER HIGHS


Single Game Highs

Statistic	Value
Points	8 vs Allen 12/14/21
Rebounds	8 vs USC Upstate 11/09/21
Assists	2 vs Florida A&M 01/02/21
Steals	1 at Clemson 12/18/21, vs Tennessee 02/05/22
Blocks	2 vs Army West Point 12/22/21
FG Made	3 vs Allen 12/14/21, at Clemson 12/18/21
FG Attempts	6 vs Allen 12/14/21, at Clemson 12/18/21
3FG Made	1 vs Florida A&M 01/02/21, at George Washington 11/30/22
3FG Attempts	2 4 times
FT Made	2 vs Allen 12/14/21
FT Attempts	4 vs Florida A&M 01/02/21, vs Allen 12/14/21

SUPERLATIVES

	'22-23	Career
Double-figure scoring	-	-
Double-figure rebounding	-	-
Double-double	-	-
2+ blocks	-	1
Team high scoring	-	-
Team high rebounding	-	1
Team high blocks	1	2
Team high assists	-	1
Team high steals	-	1

includes led, or shared team high



INSTAGRAM: jbrezzzy

TWITTER: @jbrezzzy

2022-23 GAME-BY-GAME

Opponent	Date	GS	MIN	Total		3-Pointers		Free throws		Rebounds				PF				PTS	
				FG-FGA	PCT	3FG-3FGA	PCT	FT-FTA	PCT	OFF	DEF	TOT	AVG	A	TO	BLK	STL	PTS	AVG
vs Colorado St.	11/17/2022		04:43	0-4	.000	0-2	.000	0-0	.000	0	2	2	2.0	1	0	0	0	0	0.0
at George Washington	11/30/2022		04:34	1-2	.500	1-2	.500	0-0	.000	0	1	1	1.5	0	0	0	0	3	1.5
Tennessee	01/07/2023		02:06	0-0	.000	0-0	.000	0-0	.000	0	0	0	1.0	0	0	0	0	0	1.0
Texas A&M	01/14/2023		01:57	0-0	.000	0-0	.000	0-0	.000	0	0	0	0.8	0	0	0	0	0	0.8
at Florida	01/25/2023		02:47	0-2	.000	0-0	.000	0-0	.000	0	1	1	0.8	0	0	1	1	0	0.6
at Tennessee	02/25/2023		01:41	0-1	.000	0-1	.000	0-0	.000	0	1	1	0.8	0	0	1	0	0	0.5
Totals			0 17:48	1-9	.111	1-5	.200	0-0	.000	0	5	5	0.8	1	0	2	1	0	3 0.5

Player Averages

Games Played	Minutes/ game	Points/ game	FG Pct	3FG Pct	FT Pct	Rebounds/ game	Assists/ game	Turnovers/ game	Assist/Turnover ratio	Steals/ game	Blocks/ game
6	3.0	0.5	11.1	20.0	0.0	0.8	0.0	0.3	0.0	0.0	0.2

PLAYER BIO

2022-23

- Saw first action of the season vs. Colorado State (Nov. 17)

2021-22

- Played in six games, averaging 3.3 points and 4.2 rebounds per contest
- Had six points and five rebounds in season-high 17 minutes at Clemson (Dec. 18)
- Scored career-high eight points vs. Allen (Dec. 14) ; went 3-for-6 from the floor
- Pulled down a career-high eight rebounds in season-opening win vs. USC Upstate (Nov. 9)

CAREER HIGHLIGHTS

- Saw action in three games during rookie season (2020-21)
- Helped high school team post back-to-back state championships during junior and senior seasons
- Averaged 17.5 points and 11.2 rebounds per game as a senior en route to Class 4A Player of the Year honors

PERSONAL

- Son of James Benson and Rennè Outen-Pinckney
- Has four brothers, Kwali, Michael, Miles and Mali, and a sister, La'La
- Credits LeBron James as his inspiration in his basketball career
- His advice to young people is to "be yourself and be you!"
- After basketball, would like to be a coach
- Began playing basketball at the age of five
- Chose South Carolina because "they believed in my academic and athletic abilities"
- Major is undecided

CAREER STATS

				Field Goals		3-Point		F-Throws		Rebounds									Scoring	
SEASON	TEAM	GP-GS	MIN/AVG	FG-FGA	FG%	3FG-3FGA	3FG%	FT-FTA	FT%	OFF	DEF	TOT	AVG	PF-FO	A	TO	BLK	STL	PTS	AVG
2020-21	USC	3-0	23/7.7	2-7	.286	1-3	.333	1-4	.250	3	3	6	2.0	1-0	2	0	1	0	6	2.0
2021-22	USC	6-0	57/9.6	9-22	.409	0-4	.000	2-6	.333	7	18	25	4.2	10-0	2	8	5	2	20	3.3
2022-23	USC	6-0	18/3.0	1-9	.111	1-5	.200	0-0	.000	0	5	5	0.8	1-0	0	2	1	0	3	0.5
TOTAL		15-0	98/6.6	12-38	.316	2-12	.167	3-10	.300	10	26	36	2.4	12-0	4	10	7	2	29	1.9

RJr. • Forward • 6-9 • 250 • Lommel, Belgium // Illinois // KA Pegasus

CAREER HIGHS

Single Game Highs

Statistic	Value
Points	8 vs Arkansas St. 11/12/21, vs Michigan St. 01/25/22, vs USC Upstate 11/25/22
Rebounds	10 vs Jackson St. 11/09/21, vs Arkansas St. 11/12/21
Assists	6 vs UTRGV 11/26/21
Steals	2 vs Hampton 11/23/19, vs Purdue 01/17/22, vs USC Upstate 11/25/22
Blocks	2 vs The Citadel 11/20/19
FG Made	4 vs Michigan St. 01/25/22, vs USC Upstate 11/25/22
FG Attempts	7 vs Michigan St. 01/25/22, vs USC Upstate 11/25/22
3FG Attempts	1 vs Nicholls 11/05/19, vs The Citadel 11/20/19
FT Made	4 vs Ole Miss 01/17/23, vs Furman 11/20/22
FT Attempts	6 vs Ole Miss 01/17/23

SUPERLATIVES

	'22-23	Career
Double-figure scoring	-	-
Double-figure rebounding	-	2
Double-double	-	-
5+ assists	-	1
2+ blocks	-	1
Team high scoring	-	-
Team high rebounding	1	1*
Team high blocks	4	4*
Team high assists	2	2*

includes led, or shared team high
*at Carolina only



INSTAGRAM: bosmansverdonk

TWITTER: @BosmansVerdonk

2022-23 GAME-BY-GAME

Opponent	Date	GS	MIN	Total		3-Pointers		Free throws		Rebounds				PF	A	TO	BLK	STL	PTS	AVG	
				FG-FGA	PCT	3FG-3FGA	PCT	FT-FTA	PCT	OFF	DEF	TOT	AVG								
Clemson	11/11/2022	*	15:28	1-1	1.000	0-0	.000	0-0	.000	1	3	4	4.0	4	2	7	0	0	2	2.0	
vs Colorado St.	11/17/2022	*	20:49	1-3	.333	0-0	.000	0-0	.000	2	1	3	3.5	4	2	1	0	0	2	2.0	
vs Davidson	11/18/2022	*	23:51	1-5	.200	0-0	.000	1-2	.500	2	4	6	4.3	3	2	1	0	1	3	2.3	
vs Furman	11/20/2022	*	19:24	0-0	.000	0-0	.000	4-5	.800	2	2	4	4.3	0	1	1	0	0	4	2.8	
USC Upstate	11/25/2022	*	29:52	4-7	.571	0-0	.000	0-0	.000	3	4	7	4.8	2	4	2	1	2	8	3.8	
at George Washington	11/30/2022	*	19:38	1-6	.167	0-0	.000	1-4	.250	5	1	6	5.0	0	2	1	0	1	3	3.7	
at Georgetown	12/03/2022	*	19:20	2-4	.500	0-0	.000	0-1	.000	5	1	6	5.1	4	2	2	0	0	4	3.7	
Presbyterian	12/11/2022	*	08:52	2-4	.500	0-0	.000	0-0	.000	2	0	2	4.8	3	0	3	1	1	4	3.8	
at UAB	12/14/2022	*	23:19	2-5	.400	0-0	.000	1-1	1.000	3	2	5	4.8	1	2	0	0	1	5	3.9	
vs East Carolina	12/17/2022	*	15:53	2-3	.667	0-0	.000	2-3	.667	2	1	3	4.6	1	0	1	0	1	6	4.1	
Western Ky.	12/22/2022	*	12:13	2-3	.667	0-0	.000	0-0	.000	4	1	5	4.6	4	0	1	0	0	4	4.1	
Eastern Mich.	12/30/2022	*	14:23	0-0	.000	0-0	.000	0-1	.000	1	1	2	4.4	2	2	3	1	0	0	3.8	
at Vanderbilt	01/03/2023	*	20:33	0-2	.000	0-0	.000	2-2	1.000	4	0	4	4.4	5	1	2	0	0	2	3.6	
Tennessee	01/07/2023	*	14:37	0-1	.000	0-0	.000	0-0	.000	1	1	2	4.2	3	0	0	0	0	0	3.4	
at Kentucky	01/10/2023	*	12:04	0-0	.000	0-0	.000	0-0	.000	0	0	0	3.9	3	2	0	0	0	0	3.1	
Texas A&M	01/14/2023	*	13:44	0-1	.000	0-0	.000	0-0	.000	0	1	1	3.8	2	1	2	0	0	0	2.9	
Ole Miss	01/17/2023	*	13:06	0-0	.000	0-0	.000	4-6	.667	0	1	1	3.6	1	1	3	0	1	4	3.0	
Auburn	01/21/2023	*	06:13	0-0	.000	0-0	.000	0-0	.000	0	2	2	3.5	2	0	2	0	0	0	2.8	
at Florida	01/25/2023	*	09:38	0-1	.000	0-0	.000	0-0	.000	0	1	1	3.4	1	0	3	1	0	0	2.7	
at Georgia	01/28/2023	*	16:37	1-1	1.000	0-0	.000	1-2	.500	2	2	4	3.4	2	0	0	0	1	3	2.7	
Mississippi St.	01/31/2023	*	13:30	0-0	.000	0-0	.000	0-0	.000	0	2	2	3.3	2	2	1	0	1	0	2.6	
Arkansas	02/04/2023	*	12:38	0-0	.000	0-0	.000	0-0	.000	2	2	4	3.4	0	0	1	1	0	0	2.5	
at Missouri	02/07/2023	*	14:47	0-1	.000	0-0	.000	0-0	.000	2	0	2	3.3	3	1	0	1	0	0	2.3	
at Ole Miss	02/11/2023	*	13:37	0-1	.000	0-0	.000	0-0	.000	0	2	2	3.3	1	1	0	0	0	0	2.3	
Vanderbilt	02/14/2023	*	08:13	0-0	.000	0-0	.000	0-0	.000	1	0	1	3.2	1	0	0	0	0	0	2.2	
at LSU	02/18/2023	*	20:15	1-2	.500	0-0	.000	0-0	.000	0	3	3	3.2	4	4	0	0	0	0	2.2	
Alabama	02/22/2023	*	09:53	0-0	.000	0-0	.000	0-0	.000	1	0	1	3.1	4	0	0	0	0	0	2.1	
at Tennessee	02/25/2023	*	13:45	1-1	1.000	0-0	.000	0-0	.000	1	2	3	3.1	0	0	0	0	1	2	2.1	
at Mississippi St.	02/28/2023	*	11:05	1-1	1.000	0-0	.000	0-0	.000	1	1	2	3.0	4	2	2	0	0	2	2.1	
Georgia	03/04/2023	*	08:45	0-3	.000	0-0	.000	0-0	.000	3	2	5	3.1	1	0	0	1	0	0	2.0	
Totals			14	456:02	22-56	.393	0-0	.000	16-27	.593	53	40	93	3.1	67	34	39	7	11	60	2.0

Player Averages

Games Played	Minutes/game	Points/game	FG Pct	3FG Pct	FT Pct	Rebounds/game	Assists/game	Turnovers/game	Assist/Turnover ratio	Steals/game	Blocks/game
30	15.2	2.0	39.3	0.0	59.3	3.1	1.1	1.3	0.9	0.4	0.2

PLAYER BIO

2022-23

- Matched season high, dishing out four assists in 82-73 win at LSU (Feb. 18)
- Had four points, six rebounds and two assists in just 19 minutes of action in a comeback, road win at Georgetown (Dec. 3)
- Matched career high with eight points, adding seven rebounds and a team-high four assists in victory over USC Upstate (Nov. 25); also had pair of steals and a block; led the team with a +/- of 22 in his 30 minutes on the floor
- Pulled down season-high six rebounds vs. Davidson (Nov. 18)
- Made Gamecock debut in 60-58 win vs. Clemson (Nov. 11)

PRE-SOUTH CAROLINA

- Saw limited action in 41 games with two starts in three seasons at Illinois (2019-22)
- Played in a career-high 24 games for the Illini in 2021-22, averaging 1.6 points and 2.1 rebounds in 7.8 minutes per contest
- Shot 47.2 percent (17-for-36) from the floor in redshirt sophomore season at Illinois
- Was on pair of NCAA Tournament teams (2021, 2022) and a member of the 2021 Big Ten Tournament Champions and 2022 Big Ten Regular Season Co-Champions
- Scored career high eight points twice: vs. Arkansas State (11/12/21) and vs. Michigan State (1/25/22)
- Pulled down career-high 10 rebounds in back-to-back games to open the 2021-22 season vs. Jackson State (11/9/21) and Arkansas State (11/12/21)
- Dished out a career-high six assists vs. Texas-Rio Grande Valley (11/26/21)

PERSONAL

- Son of Rony Verdonk and Luana Bosmans
- Has a younger brother, Mauro
- Played handball, soccer and swam competitively growing up
- List playing the piano as one of his hobbies
- Graduated from Illinois in three years with a degree in psychology
- Currently enrolled in the University of South Carolina School of Law

CAREER STATS

				Field Goals		3-Point		F-Throws		Rebounds				Scoring						
SEASON	TEAM	GP-GS	MIN/AVG	FG-FGA	FG%	3FG-3FGA	3FG%	FT-FTA	FT%	OFF	DEF	TOT	AVG	PF-FO	A	TO	BLK	STL	PTS	AVG
2019-20	Illini	9-0	57/6.3	4-11	.364	0-2	.000	3-4	.750	6	4	10	1.1	6-0	6	5	2	3	11	1.2
2020-21	Illini	8-0	18/2.2	1-3	.333	0-0	.000	0-0	.000	1	2	3	0.4	0-0	0	1	0	0	2	0.3
2021-22	Illini	24-2	186/7.8	17-36	.472	0-0	.000	5-17	.294	25	26	51	2.1	33-0	15	5	0	7	39	1.6
2022-23	USC	30-14	456/15.2	22-56	.393	0-0	.000	16-27	.593	53	40	93	3.1	67-1	34	39	7	11	60	2.0
TOTAL FOR USC		30-14	456/15.2	22-56	.393	0-0	.000	16-27	.593	53	40	93	3.1	67-1	34	39	7	11	60	2.0
TOTAL		71-16	717/10.1	44-106	.415	0-2	.000	24-48	.500	85	72	157	2.2	106-1	55	50	9	21	112	1.6

10 HAYDEN BROWN

Gr. • Forward • 6-5 • 234 • Greer, S.C. // The Citadel // Byrnes HS (Duncan, S.C.)

CAREER HIGHS

Single Game Highs

Statistic	Value
Points	37 vs Chattanooga 01/09/21
Rebounds	21 vs Columbia Int'l 12/07/20
Assists	7 vs Columbia Int'l 12/07/20
Steals	4 5 times
Blocks	3 vs Davidson 11/18/22
FG Made	13 vs Columbia Int'l 12/07/20, vs Samford 02/05/22
FG Attempts	26 vs South Carolina St. 12/20/21
3FG Made	7 vs Chattanooga 01/09/21
3FG Attempts	10 vs Chattanooga 01/09/21
FT Made	11 at Longwood 12/19/20, vs Mercer 01/17/22
FT Attempts	14 vs Mercer 01/17/22

SUPERLATIVES

	'22-23	Career
Double-figure scoring	19	84
Double-figure rebounding	1	30
Double-double	1	29
2+ blocks	1	5
2+ steals	7	7*
Team high scoring	4	4*
Team high rebounding	3	3
Team high blocks	3	3
Team high steals	14	14*

includes led, or shared team high ; *at Carolina only



INSTAGRAM: haybrochill

TWITTER: @haybrochill

2022-23 GAME-BY-GAME

Opponent	Date	GS	MIN	Total		3-Pointers		Free throws		Rebounds				PF	A	TO	BLK	STL	PTS	AVG	
				FG-FGA	PCT	3FG-3FGA	PCT	FT-FTA	PCT	OFF	DEF	TOT	AVG								
South Carolina St.	11/08/2022	*	26:44	6-10	.600	0-1	.000	9-12	.750	1	4	5	5.0	4	0	0	1	1	21	21.0	
Clemson	11/11/2022	*	27:22	3-12	.250	2-6	.333	1-2	.500	3	3	6	5.5	4	1	3	0	1	9	15.0	
vs Colorado St.	11/17/2022	*	17:45	2-5	.400	1-3	.333	0-0	.000	0	6	6	5.7	4	1	2	1	0	5	11.7	
vs Davidson	11/18/2022	*	31:42	3-14	.214	0-5	.000	4-4	1.000	1	3	4	5.3	3	0	4	3	2	10	11.3	
vs Furman	11/20/2022	*	34:04	2-5	.400	1-4	.250	0-2	.000	1	4	5	5.2	3	1	4	1	1	5	10.0	
USC Upstate	11/25/2022	*	30:20	6-9	.667	0-1	.000	3-3	1.000	3	6	9	5.8	5	2	1	0	2	15	10.8	
at George Washington	11/30/2022	*	28:27	4-8	.500	0-1	.000	0-0	.000	0	5	5	5.7	1	1	5	1	1	8	10.4	
at Georgetown	12/03/2022	*	36:23	6-10	.600	3-5	.600	1-2	.500	2	6	8	6.0	5	1	1	0	0	16	11.1	
Presbyterian	12/11/2022	*	35:18	6-11	.545	2-4	.500	0-0	.000	0	3	3	5.7	1	3	1	0	0	14	11.4	
at UAB	12/14/2022	*	36:24	5-12	.417	1-5	.200	2-4	.500	0	4	4	5.5	3	1	1	0	0	13	11.6	
vs East Carolina	12/17/2022	*	38:52	6-11	.545	0-3	.000	3-3	1.000	2	3	5	5.5	2	0	3	0	0	15	11.9	
Western Ky.	12/22/2022	*	33:08	3-14	.214	0-6	.000	5-9	.556	4	1	5	5.4	4	1	3	0	1	11	11.8	
Eastern Mich.	12/30/2022	*	32:45	1-5	.200	0-2	.000	6-10	.600	1	5	6	5.5	2	2	0	1	1	8	11.5	
at Vanderbilt	01/03/2023	*	32:36	5-14	.357	2-6	.333	0-0	.000	0	4	4	5.4	5	1	1	1	1	12	11.6	
Tennessee	01/07/2023	*	19:53	2-3	.667	0-1	.000	2-2	1.000	0	2	2	5.1	4	1	1	1	2	6	11.2	
at Kentucky	01/10/2023	*	26:36	5-14	.357	1-5	.200	0-0	.000	3	2	5	5.1	5	1	2	0	1	11	11.2	
Ole Miss	01/17/2023	*	20:50	4-7	.571	0-2	.000	1-2	.500	0	2	2	4.9	5	1	1	0	1	9	11.1	
Auburn	01/21/2023	*	19:29	1-4	.250	1-3	.333	4-6	.667	1	2	3	4.8	4	2	5	0	3	7	10.8	
at Florida	01/25/2023	*	08:59	1-3	.333	0-1	.000	0-0	.000	0	1	1	4.6	5	0	3	0	1	2	10.4	
at Georgia	01/28/2023	*	31:10	7-10	.700	2-5	.400	1-2	.500	6	4	10	4.9	5	2	0	0	0	17	10.7	
Mississippi St.	01/31/2023	*	32:43	3-8	.375	1-4	.250	1-5	.200	1	4	5	4.9	1	0	0	0	1	8	10.6	
Arkansas	02/04/2023	*	33:57	4-13	.308	0-3	.000	2-4	.500	3	1	4	4.9	3	1	2	0	4	10	10.5	
at Missouri	02/07/2023	*	35:03	8-16	.500	0-3	.000	3-5	.600	3	3	6	4.9	2	3	1	1	1	19	10.9	
at Ole Miss	02/11/2023	*	33:52	6-13	.462	2-5	.400	4-5	.800	2	2	4	4.9	2	1	1	0	2	18	11.2	
Vanderbilt	02/14/2023	*	31:48	5-12	.417	0-4	.000	1-1	1.000	4	3	7	5.0	5	2	4	0	1	11	11.2	
at LSU	02/18/2023	*	31:35	4-9	.444	1-4	.250	7-7	1.000	2	5	7	5.0	5	4	5	1	2	16	11.4	
Alabama	02/22/2023	*	31:07	2-5	.400	0-1	.000	0-2	.000	1	1	2	4.9	5	0	2	0	0	4	11.1	
at Tennessee	02/25/2023	*	31:55	7-14	.500	3-8	.375	1-3	.333	0	4	4	4.9	2	0	3	0	1	18	11.4	
at Mississippi St.	02/28/2023	*	34:51	5-12	.417	0-4	.000	2-2	1.000	2	2	4	4.9	3	3	1	0	0	12	11.4	
Georgia	03/04/2023	*	32:53	5-10	.500	0-2	.000	3-3	1.000	3	2	5	4.9	2	1	2	0	0	13	11.4	
Totals			30	898:32	127-293	.433	23-107	.215	66-100	.660	49	97	146	4.9	104	37	62	12	31	343	11.4

Player Averages

Games Played	Minutes/game	Points/game	FG Pct	3FG Pct	FT Pct	Rebounds/game	Assists/game	Turnovers/game	Assist/Turnover ratio	Steals/game	Blocks/game
30	30.0	11.4	43.3	21.5	66.0	4.9	1.2	2.1	0.6	1.0	0.4

PLAYER BIO

2022-23

- Named to SEC Community Service Team
- 16 points, seven rebounds, four assists and two steals in 82-73 win at LSU (Feb. 18)
- Led team with 18 points and two steals in 64-61 win at Ole Miss (Feb. 11), his third-straight game in double figures
- 19 points, six rebounds, three assists and a steal at Missouri (Feb. 7)
- Had 17 points and 10 rebounds at Georgia (Jan. 28) for first double-double in Garnet & Black
- Missed first game of season with deep thigh bruise vs. A&M (Jan. 14)
- Had 16 points and pulled down eight rebounds in comeback road win at Georgetown (Dec. 3)
- Scored 15 points and led team with nine rebounds in victory vs. USC Upstate (Nov. 25)
- Had 10 points, four rebounds and a career-high three blocks vs. Davidson (Nov. 18)
- Shined in Gamecock debut with game-high 21 points in an 80-77 win over SC State (Nov. 8)

PRE-SOUTH CAROLINA

- In 111 career games at The Citadel (2017-2022), averaged 12.6 points, 6.7 rebounds and 1.7 assists while shooting 50.1 percent (516-of-1030) from the floor
- Scored 1,402 career points for The Citadel over five seasons, which is the seventh-most in program history
- Became the second player in The Citadel's program history to score 1,400 points and collect 700 rebounds
- Two-time First Team All-Southern Conference selection (2021, 2022)
- Nearly averaged a double-double during the 2021-22 season, averaging 18.8 points and 9.5 rebounds per game
- Averaged a double-double in 2020-21 with 18.8 points and 10.5 rebounds per game
- Scored 20 or more points in 24 career games, including 30 points or more on four different occasions
- Notched 28 career double-doubles for The Citadel, which is a program record
- Grabbed 10 or more rebounds 29 times over the course of five seasons
- Scored 20 points or more and grabbed 10 or more rebounds 13 times at The Citadel
- A standout off the court in the classroom, Brown made the Dean's List five times at The Citadel and was a three-time SoCon Honor Roll selection

PERSONAL

- Son of Jeff and Jackie
- Has a brother, Janson, who played lacrosse at Lincoln Memorial University
- Earned a degree in business administration from The Citadel

CAREER STATS

				Field Goals		3-Point		F-Throws		Rebounds									Scoring	
SEASON	TEAM	GP-GS	MIN/AVG	FG-FGA	FG%	3FG-3FGA	3FG%	FT-FTA	FT%	OFF	DEF	TOT	AVG	PF-FO	A	TO	BLK	STL	PTS	AVG
2017-18	Cit	29-9	390/13.4	56-130	.431	12-43	.279	26-37	.703	22	57	79	2.7	55-3	26	31	6	23	150	5.2
2018-19	Cit	22-13	437/19.9	63-128	.492	15-52	.288	17-22	.773	46	65	111	5.0	68-4	19	28	8	23	158	7.2
2019-20	Cit	6-5	112/18.7	31-57	.544	8-19	.421	10-14	.714	4	16	20	3.3	13-0	7	16	2	8	80	13.3
2020-21	Cit	24-24	755/31.5	159-313	.508	26-91	.286	107-152	.704	55	197	252	10.5	67-3	67	60	9	27	451	18.8
2021-22	Cit	30-30	964/32.1	207-402	.515	33-116	.284	116-185	.627	67	219	286	9.5	74-3	68	68	5	33	563	18.8
2022-23	USC	30-30	899/30.0	127-293	.433	23-107	.215	66-100	.660	49	97	146	4.9	104-10	37	62	12	31	343	11.4
TOTAL FOR USC		30-30	899/30.0	127-293	.433	23-107	.215	66-100	.660	49	97	146	4.9	104-10	37	62	12	31	343	11.4
TOTAL		141-111	3557/25.2	643-1323	.486	117-428	.273	342-510	.671	243	651	894	6.3	381-23	224	265	42	145	1745	12.4

2 CHICO CARTER JR.

Sr. • Guard • 6-3 • 192 • Columbia, S.C. // Murray State // Cardinal Newman School (Columbia, S.C.)

CAREER HIGHS

Single Game Highs

Statistic	Value
Points	27 at Tennessee Tech 02/27/21
Rebounds	6 at Vanderbilt 01/03/23
Assists	9 vs Brescia 11/16/19
Steals	3 4 times
Blocks	1 9 times
FG Made	9 5 times
FG Attempts	18 at Tennessee Tech 02/27/21
3FG Made	6 vs Davidson 11/18/22
3FG Attempts	8 at Georgetown 12/03/22, vs Davidson 11/18/22
FT Made	9 at Clemson 12/18/21
FT Attempts	10 at Clemson 12/18/21

SUPERLATIVES

	'22-23	Career
Double-figure scoring	11	39
Double-figure rebounding	-	-
Double-double	-	-
3+ assists	7	26
2+ steals	4	22
Team high scoring	4	16
Team high rebounding	-	-
Team high assists	3	3
Team high steals	8	8*

includes led, or shared team high

* indicates at South Carolina



INSTAGRAM: chicocarterjr

TWITTER: @ccarterjr3

2022-23 GAME-BY-GAME

Opponent	Date	GS	MIN	Total FG-FGA	PCT	3-Pointers 3FG-3FGA	PCT	Free throws PCT-FT-FTA	PCT	Rebounds OFF DEF TOT	AVG	PF	A	TO	BLK	STL	PTS	AVG
South Carolina St.	11/08/2022	*	37:40	2-11	.182	0-4	.000	1-3	.333	0 0 0	0.0	2	3	0	0	1	5	5.0
Clemson	11/11/2022	*	30:57	6-9	.667	4-6	.667	0-0	.000	0 1 1	0.5	0	3	3	0	2	16	10.5
vs Colorado St.	11/17/2022	*	28:33	2-9	.222	1-4	.250	0-0	.000	0 2 2	1.0	1	1	3	0	0	5	8.7
vs Davidson	11/18/2022	*	39:04	9-14	.643	6-8	.750	2-3	.667	0 4 4	1.8	2	2	2	0	0	26	13.0
vs Furman	11/20/2022	*	32:28	7-11	.636	3-4	.750	0-0	.000	0 2 2	1.8	1	2	2	0	0	17	13.8
at George Washington	11/30/2022	*	27:51	4-8	.500	3-4	.750	2-2	1.000	1 0 1	1.7	1	1	1	0	0	13	13.7
at Georgetown	12/03/2022	*	32:36	3-10	.300	1-8	.125	0-0	.000	1 2 3	1.9	1	3	3	0	0	7	12.7
Presbyterian	12/11/2022	*	36:28	2-4	.500	2-4	.500	0-0	.000	2 2 4	2.1	1	0	1	0	2	6	11.9
at UAB	12/14/2022	*	32:05	4-7	.571	4-4	1.000	1-2	.500	0 1 1	2.0	1	1	1	0	0	13	12.0
vs East Carolina	12/17/2022	*	21:51	2-7	.286	1-4	.250	0-1	.000	0 1 1	1.9	2	1	1	0	1	5	11.3
Western Ky.	12/22/2022	*	25:14	3-5	.600	1-2	.500	1-2	.500	0 1 1	1.8	4	3	0	0	0	8	11.0
Eastern Mich.	12/30/2022	*	28:53	6-7	.857	2-3	.667	1-2	.500	1 0 1	1.8	1	1	0	0	2	15	11.3
at Vanderbilt	01/03/2023	*	36:13	9-14	.643	4-6	.667	2-4	.500	3 3 6	2.1	2	4	0	0	0	24	12.3
Tennessee	01/07/2023	*	31:20	1-5	.200	1-5	.200	2-2	1.000	0 3 3	2.1	1	1	4	1	2	5	11.8
at Kentucky	01/10/2023	*	31:48	1-4	.250	1-2	.500	0-0	.000	0 1 1	2.1	1	0	1	0	0	3	11.2
Texas A&M	01/14/2023	*	30:49	4-9	.444	0-2	.000	0-0	.000	0 0 0	1.9	2	2	2	0	1	8	11.0
Ole Miss	01/17/2023	*	37:06	5-10	.500	2-4	.500	0-0	.000	1 3 4	2.1	5	2	2	0	1	12	11.1
Auburn	01/21/2023	*	38:22	3-8	.375	1-6	.167	1-2	.500	0 2 2	2.1	5	0	0	0	2	8	10.9
at Florida	01/25/2023	*	31:08	5-8	.625	2-3	.667	0-0	.000	0 2 2	2.1	0	0	1	0	0	12	10.9
at Georgia	01/28/2023	*	33:05	4-7	.571	4-5	.800	0-0	.000	0 0 0	2.0	1	1	2	0	1	12	11.0
Mississippi St.	01/31/2023	*	12:25	0-0	.000	0-0	.000	0-0	.000	0 0 0	1.9	1	0	0	0	0	0	10.5
Arkansas	02/04/2023	*	18:19	0-3	.000	0-1	.000	0-0	.000	0 0 0	1.8	0	4	3	0	0	0	10.0
at Missouri	02/07/2023	*	28:33	1-3	.333	1-3	.333	0-0	.000	0 4 4	1.9	2	4	4	0	0	3	9.7
at Ole Miss	02/11/2023	*	31:55	2-6	.333	2-6	.333	0-0	.000	0 0 0	1.8	3	1	2	0	0	6	9.5
Vanderbilt	02/14/2023	*	34:37	4-10	.400	3-5	.600	4-4	1.000	0 2 2	1.8	2	0	1	0	0	15	9.8
Totals			25	769:20	89-189	471	49-103	476	17-27	.630	9 36 45	1.8	42	40	39	1 15	244	9.8

Player Averages

Games Played	Minutes/game	Points/game	FG Pct	3FG Pct	FT Pct	Rebounds/game	Assists/game	Turnovers/game	Assist/Turnover ratio	Steals/game	Blocks/game
25	30.8	9.8	47.1	47.6	63.0	1.8	1.6	1.6	1.0	0.6	0.0

PLAYER BIO

2022-23

- Out with a knee injury
- Did not travel to LSU (Feb. 18) and missed game with knee injury
- The best 3-point shooter in the SEC, making 47.6 percent (49-of-103) of his shots from behind the arc
- Has scored in double-figures four times in league action
- 24 points in the SEC opener at Vanderbilt (Jan. 3) ; went 4-for-6 from behind the arc and 9-of-14 overall from the field
- Missed Upstate game (Nov. 25) with ankle injury
- Went 7-of-11 and 3-for-4 from distance, scoring 17 points vs. Furman (Nov. 20) in the team's final game of the Charleston Classic
- Had season-high 26 points vs. Davidson (Nov. 18), with six makes on eight attempts from behind the arc (both career highs)
- Hit game-winning bucket with 0.9 seconds left to knockoff in-state rival Clemson (Nov. 11), 60-58 ; had game-high 16 points and was 4-of-6 from 3

2021-22

- Saw action in 24 games, making his lone start in a 105-75 rout of Army (Dec. 22) ; was 7-of-13 from the field and had 20 points
- Averaged 4.2 points per game in limited minutes
- Scored season-high 21 points at Clemson (Dec. 18) ; went 9-of-10 at the free throw line (both career highs) in the game
- Had one double figure outing in SEC play, scoring 12 points vs. Florida (Jan. 15) on 5-of-9 shooting

PRE-SOUTH CAROLINA

- Earned two letters at Murray State, averaging 9.7 points, 1.6 rebounds and 2.1 assists in 21.3 minutes per game (48 games played)
- As a sophomore for the Racers, started the final nine games of the season, averaging 16.9 points during the stretch, hitting 51.8 percent (57-110) of his attempts from the field
- As a freshman, saw action in 22 games, averaging 6.3 points
- Played high school basketball at Cardinal Newman School where he left the school's all-time leading scorer (1,868 points)
- Averaged 24.5 points, 5.6 rebounds and 4.0 assists per game as a senior when he helped Cardinal Newman to the state title

PERSONAL

- Son of Chico Sr. and Kitty Carter
- Has a sister, Cierra
- Both parents played basketball at Morris College, and his sister played basketball at Furman University
- Cierra had a standout career on the court for Furman (2015-18), earning several postseason accolades
- A sociology major

CAREER STATS

				Field Goals		3-Point		F-Throws		Rebounds									Scoring	
SEASON	TEAM	GP-GS	MIN/AVG	FG-FGA	FG%	3FG-3FGA	3FG%	FT-FTA	FT%	OFF	DEF	TOT	AVG	PF-FO	A	TO	BLK	STL	PTS	AVG
2019-20	MUR	22-2	396/18.0	48-108	.444	13-34	.382	29-33	.879	3	31	34	1.5	39-0	51	34	3	13	138	6.3
2020-21	MUR	26-9	626/24.1	122-240	.508	46-104	.442	39-48	.813	3	41	44	1.7	36-0	50	52	3	29	329	12.7
2021-22	USC	24-1	228/9.5	35-86	.407	11-29	.379	19-23	.826	1	12	13	0.5	13-0	14	19	2	10	100	4.2
2022-23	USC	25-25	769/30.8	89-189	.471	49-103	.476	17-27	.630	9	36	45	1.8	42-2	40	39	1	15	244	9.8
TOTAL FOR USC		49-26	997/20.3	124-275	.451	60-132	.455	36-50	.720	10	48	58	1.2	55-2	54	58	3	25	344	7.0
TOTAL		97-37	2020/20.8	294-623	.472	119-270	.441	104-131	.794	16	120	136	1.4	130-2	155	144	9	67	811	8.4

44 FORD COOPER JR.

Sr. • Guard • 6-3 • 193 • Charlotte, N.C. // Missouri State // United Faith Christian Academy (Charlotte, N.C.)

CAREER HIGHS

Single Game Highs

Statistic	Value
Points	7 at Evansville 01/18/20
Rebounds	7 vs Valparaiso 01/23/20
Assists	5 at Drake 01/26/20
Steals	3 vs Bradley 01/15/20
Blocks	1 vs Murray St. 12/03/19
FG Made	2 vs Bradley 01/15/20, vs Saint Joseph's 11/22/19, vs Texas A&M 01/14/23
FG Attempts	5 5 times
3FG Made	2 vs Bradley 01/15/20, vs Saint Joseph's 11/22/19, vs Texas A&M 01/14/23
3FG Attempts	4 at UNI 01/29/20, vs Bradley 01/15/20, at George Washington 11/30/22
FT Made	5 at Evansville 01/18/20
FT Attempts	5 at Evansville 01/18/20

SUPERLATIVES

	'22-23	Career
Double-figure scoring	-	-
Double-figure rebounding	-	-
Double-double	-	-
2+ assists	1	11
Team high scoring*	-	-
Team high rebounding*	-	-
Team high assists*	-	-
Team high steals*	1	1

includes led, or shared team high
* at South Carolina



INSTAGRAM: fordcooper1_
TWITTER: -

2022-23 GAME-BY-GAME

Opponent	Date	GS	MIN	Total		3-Pointers		Free throws		Rebounds				PF	A	TO	BLK	STL	PTS	AVG	
				FG-FGA	PCT	3FG-3FGA	PCT	FT-FTA	PCT	OFF	DEF	TOT	AVG								
vs Colorado St.	11/17/2022		02:44	0-0	.000	0-0	.000	0-0	.000	0	1	1	1.0	0	0	0	0	0	0	0.0	
vs Furman	11/20/2022		01:24	0-0	.000	0-0	.000	0-0	.000	0	0	0	0.5	0	0	0	0	0	0	0.0	
USC Upstate	11/25/2022		28:20	1-5	.200	0-3	.000	2-2	1.000	1	1	2	1.0	1	0	0	0	4	1.3		
at George Washington	11/30/2022		13:14	1-5	.200	1-4	.250	0-0	.000	0	2	2	1.3	2	1	0	0	3	1.8		
at Georgetown	12/03/2022		16:04	0-1	.000	0-1	.000	0-0	.000	0	1	1	1.2	1	0	0	0	1	0	1.4	
Presbyterian	12/11/2022		02:39	0-0	.000	0-0	.000	0-0	.000	0	0	0	1.0	1	0	0	0	0	0	1.2	
at UAB	12/14/2022		07:03	0-0	.000	0-0	.000	0-0	.000	0	2	2	1.1	1	1	1	0	0	0	1.0	
vs East Carolina	12/17/2022		01:09	0-0	.000	0-0	.000	0-0	.000	0	0	0	1.0	0	0	0	0	0	0	0.9	
Western Ky.	12/22/2022		04:58	0-1	.000	0-1	.000	0-0	.000	0	0	0	0.9	1	0	0	0	0	0	0.8	
Eastern Mich.	12/30/2022		03:25	0-1	.000	0-1	.000	0-0	.000	0	1	1	0.9	0	0	0	0	0	0	0.7	
Tennessee	01/07/2023		09:29	0-3	.000	0-2	.000	0-0	.000	0	0	0	0.8	0	0	1	0	0	0	0.6	
Texas A&M	01/14/2023		09:52	2-3	.667	2-3	.667	0-0	.000	1	0	1	0.8	2	0	1	0	0	6	1.1	
Ole Miss	01/17/2023		00:13	0-0	.000	0-0	.000	0-0	.000	0	0	0	0.8	0	0	0	0	0	0	1.0	
at Florida	01/25/2023		08:11	1-1	1.000	1-1	1.000	0-0	.000	0	2	2	0.9	1	1	1	0	0	3	1.1	
at Georgia	01/28/2023		05:14	0-1	.000	0-1	.000	0-0	.000	0	1	1	0.9	0	0	0	0	0	0	1.1	
Mississippi St.	01/31/2023		13:22	0-2	.000	0-2	.000	0-0	.000	0	0	0	0.8	1	0	0	0	0	0	1.0	
at Mississippi St.	02/28/2023		00:43	0-0	.000	0-0	.000	0-0	.000	0	0	0	0.8	0	0	0	0	0	0	0.9	
Georgia	03/04/2023		02:59	0-0	.000	0-0	.000	0-0	.000	0	0	0	0.7	0	0	0	0	0	0	0.9	
Totals			0	131:04	5-23	.217	4-19	.211	2-2	1.000	2	11	13	0.7	11	3	4	0	1	16	0.9

Player Averages

Games Played	Minutes/ game	Points/ game	FG Pct	3FG Pct	FT Pct	Rebounds/ game	Assists/ game	Turnovers/ game	Assist/Turnover ratio	Steals/ game	Blocks/ game
18	7.3	0.9	21.7	21.1	100.0	0.7	0.2	0.2	0.8	0.1	0.0

PLAYER BIO

2022-23

- Hit two 3s and scored six points, his most as a Gamecock, vs. Texas A&M (Jan. 14)
- Had first career steal as a Gamecock at Georgetown (Dec. 3)
- Played career-high 28 minutes in a Gamecock uniform in comeback victory over USC Upstate (Nov. 25) ; had four points and pair of rebounds
- Made his first two appearances of the season at the Charleston Classic vs. Colorado State (Nov. 18) and Furman (Nov. 20)
- Has not played yet this season

2021-22

- Made season debut in blowout win vs. Allen (Dec. 14) ; scored first career points as a Gamecock knocking down a corner three ; also had two assists in seven minutes of action

2020-21

- Saw first action career action in Garnet & Black vs. Texas A&M (Jan. 6)

PRE-SOUTH CAROLINA

- Spent freshman season at Missouri State where he played in 27 games with five starts
- His 2.9 assist-to-turnover ratio in MVC games ranked third in the league (20 assists, 7 turnovers) in 2019-20

PERSONAL

- Son of Ruby and Ford Cooper Sr.
- Has two sisters, Riley and Elle
- His advice to young people is "never stop imagining"
- Credits Mexico as his favorite vacation destination, and his favorite dessert is cake
- An African American Studies major

CAREER STATS

				Field Goals		3-Point		F-Throws		Rebounds				Scoring						
SEASON	TEAM	GP-GS	MIN/AVG	FG-FGA	FG%	3FG-3FGA	3FG%	FT-FTA	FT%	OFF	DEF	TOT	AVG	PF-FO	A	TO	BLK	STL	PTS	AVG
2019-20	MOST	27-5	323/12.0	14-48	.292	13-35	.371	9-11	.818	2	24	26	1.0	38-1	31	21	1	14	50	1.9
2020-21	USC	1-0	2/1.6	0-0	.000	0-0	.000	0-0	.000	0	0	0	0.0	0-0	0	0	0	0	0	0.0
2021-22	USC	1-0	7/7.4	1-1	1.000	1-1	1.000	0-0	.000	0	0	0	0.0	0-0	2	1	0	0	3	3.0
2022-23	USC	18-0	131/7.3	5-23	.217	4-19	.211	2-2	1.000	2	11	13	0.7	11-0	3	4	0	1	16	0.9
TOTAL FOR USC		20-0	140/7.0	6-24	.250	5-20	.250	2-2	1.000	2	11	13	0.7	11-0	5	5	0	1	19	1.0
TOTAL		47-5	463/9.9	20-72	.278	18-55	.327	11-13	.846	4	35	39	0.8	49-1	36	26	1	15	69	1.5

12 ZACHARY DAVIS

Fr. • 6-8 • 192 • Orangeburg, S.C. // Denmark-Olar (Denmark, S.C.)

CAREER HIGHS

Single Game Highs

Statistic	Value
Points	13 vs Texas A&M 01/14/23
Rebounds	6 vs Eastern Mich. 12/30/22
Assists	2 4 times
Steals	3 vs Alabama 02/22/23, vs Georgia 03/04/23
Blocks	2 vs Tennessee 01/07/23
FG Made	4 vs Texas A&M 01/14/23
FG Attempts	8 vs USC Upstate 11/25/22
3FG Made	2 vs Alabama 02/22/23
3FG Attempts	5 vs USC Upstate 11/25/22
FT Made	4 vs Texas A&M 01/14/23
FT Attempts	5 vs Texas A&M 01/14/23

SUPERLATIVES

	'22-23
Double-figure scoring	1
Double-figure rebounding	-
Double-double	-
3+ assists	-
2+ steals	3
Team high scoring	1
Team high rebounding	-
Team high assists	2
Team high steals	8

includes led, or shared team high



INSTAGRAM: therealzloo

TWITTER: @_ZachDavis12

2022-23 GAME-BY-GAME

		Total			3-Pointers		Free throws		Rebounds											
Opponent	Date	GS	MIN	FG-FGA	PCT	3FG-3FGA	PCT	FT-FTA	PCT	OFF	DEF	TOT	AVG	PF	A	TO	BLK	STL	PTS	AVG
South Carolina St.	11/08/2022		18:53	2-5	.400	0-3	.000	0-0	.000	1	2	3	3.0	1	0	2	0	0	4	4.0
Clemson	11/11/2022		12:28	0-2	.000	0-2	.000	0-1	.000	1	2	3	3.0	0	1	0	0	1	0	2.0
vs Colorado St.	11/17/2022		17:23	0-1	.000	0-0	.000	0-0	.000	0	1	1	2.3	0	0	1	0	0	0	1.3
vs Davidson	11/18/2022		13:09	0-1	.000	0-1	.000	0-0	.000	0	2	2	2.3	2	1	1	0	1	0	1.0
vs Furman	11/20/2022		04:13	0-1	.000	0-0	.000	0-0	.000	0	1	1	2.0	1	0	0	0	1	0	0.8
USC Upstate	11/25/2022	*	24:32	3-8	.375	1-5	.200	0-0	.000	2	2	4	2.3	1	1	0	0	0	7	1.8
at George Washington	11/30/2022		14:06	2-3	.667	0-1	.000	0-0	.000	1	2	3	2.4	1	1	0	0	1	4	2.1
at Georgetown	12/03/2022		03:45	0-1	.000	0-1	.000	0-0	.000	0	0	0	2.1	0	0	0	0	0	0	1.9
vs East Carolina	12/17/2022		02:47	0-0	.000	0-0	.000	0-0	.000	0	1	1	2.0	0	0	1	0	0	0	1.7
Western Ky.	12/22/2022		06:46	0-1	.000	0-0	.000	0-0	.000	1	1	2	2.0	1	0	1	0	1	0	1.5
Eastern Mich.	12/30/2022		14:45	2-3	.667	0-1	.000	0-0	.000	3	3	6	2.4	0	1	0	1	0	4	1.7
at Vanderbilt	01/03/2023		09:51	1-1	1.000	1-1	1.000	0-0	.000	0	1	1	2.3	0	0	0	0	0	3	1.8
Tennessee	01/07/2023		13:25	0-2	.000	0-1	.000	0-0	.000	0	2	2	2.2	0	2	0	2	1	0	1.7
at Kentucky	01/10/2023		06:60	1-1	1.000	0-0	.000	0-0	.000	1	3	4	2.4	0	0	0	0	0	2	1.7
Texas A&M	01/14/2023	*	21:42	4-6	.667	1-2	.500	4-5	.800	0	2	2	2.3	3	1	2	0	2	13	2.5
Ole Miss	01/17/2023		17:09	3-4	.750	0-0	.000	0-0	.000	1	3	4	2.4	3	0	0	0	0	6	2.7
Auburn	01/21/2023		19:05	1-4	.250	0-2	.000	0-0	.000	0	0	0	2.3	4	1	1	0	0	2	2.6
at Florida	01/25/2023		15:50	0-2	.000	0-1	.000	2-2	1.000	2	1	3	2.3	2	2	0	0	0	2	2.6
at Georgia	01/28/2023		10:59	0-0	.000	0-0	.000	0-0	.000	0	3	3	2.4	1	0	2	0	0	0	2.5
Mississippi St.	01/31/2023		13:38	1-1	1.000	0-0	.000	0-0	.000	1	1	2	2.4	1	0	1	0	1	2	2.5
Arkansas	02/04/2023		13:14	0-2	.000	0-2	.000	0-0	.000	0	0	0	2.2	1	2	1	0	1	0	2.3
at Missouri	02/07/2023		04:33	0-1	.000	0-1	.000	0-0	.000	0	0	0	2.1	3	1	0	0	0	0	2.2
at Ole Miss	02/11/2023		13:03	0-1	.000	0-1	.000	2-2	1.000	0	0	0	2.0	1	1	2	0	2	2	2.2
Vanderbilt	02/14/2023		13:11	1-2	.500	1-2	.500	0-0	.000	0	2	2	2.0	1	1	0	1	1	3	2.3
at LSU	02/18/2023		16:08	2-3	.667	0-1	.000	0-0	.000	0	3	3	2.1	0	1	1	0	0	4	2.3
Alabama	02/22/2023		25:55	2-3	.667	2-3	.667	0-0	.000	0	5	5	2.2	1	1	0	0	3	6	2.5
at Tennessee	02/25/2023		16:11	0-1	.000	0-1	.000	0-0	.000	1	1	2	2.2	1	1	0	0	0	0	2.4
at Mississippi St.	02/28/2023		13:40	0-2	.000	0-1	.000	0-0	.000	0	1	1	2.1	1	2	1	0	1	0	2.3
Georgia	03/04/2023		21:20	1-3	.333	0-1	.000	0-2	.000	0	3	3	2.2	1	0	0	1	3	2	2.3
Totals		2	398:40	26-65	.400	6-34	.176	8-12	.667	15	48	63	2.2	31	21	17	5	20	66	2.3

Player Averages

Games Played	Minutes/game	Points/game	FG Pct	3FG Pct	FT Pct	Rebounds/game	Assists/game	Turnovers/game	Assist/Turnover ratio	Steals/game	Blocks/game
29	13.7	2.3	40.0	17.6	66.7	2.2	0.7	0.6	1.2	0.7	0.2

PLAYER BIO

2022-23

- Had six points including a pair of clutch 3s in the second half of a tight overtime battle with No. 2/2 Alabama (Feb. 22) ; also had five rebounds and led the team with a career-high three steals ; played 26 minutes, a season high in SEC play
- Scored in double-figures for the first time as a Gamecock vs. Texas A&M (Jan. 14) ; led team with 13 points and pair of steals
- Logged first career start vs. USC Upstate (Nov. 25) ; had seven points and four rebounds
- Made Gamecock debut in 80-77 win vs. SC State (Nov. 8) ; had four points and three rebounds in 19 minutes of action

PRE-SOUTH CAROLINA

- Three-star prospect, rated fourth-best player in the state via 247Sports and On3
- As a senior, led Denmark-Olar to an 18-7 record after averaging 24.2 points, 9.3 rebounds, 8.2 assists, 3.1 steals and 2.6 blocks per game
- Named 2022 1A Boys South Carolina Basketball Coaches Association Player of the Year
- Two-time all-state selection and three-time all-region pick
- Averaged 16.9 points per game as a junior and 16.6 points per game as a sophomore for the Vikings

Personal

- Son of Hercules and Karla Davis – has an older sister, Danielle
- Dad was his high school coach at Denmark-Olar
- Earned a spot on the A-B honor roll every year of high school
- Born on July 28
- Mass communication major

CAREER STATS

				Field Goals		3-Point		F-Throws		Rebounds				Scoring						
SEASON	TEAM	GP-GS	MIN/AVG	FG-FGA	FG%	3FG-3FGA	3FG%	FT-FTA	FT%	OFF	DEF	TOT	AVG	PF-FO	A	TO	BLK	STL	PTS	AVG
2022-23	USC	29-2	399/13.7	26-65	.400	6-34	.176	8-12	.667	15	48	63	2.2	31-0	21	17	5	20	66	2.3
TOTAL		29-2	399/13.7	26-65	.400	6-34	.176	8-12	.667	15	48	63	2.2	31-0	21	17	5	20	66	2.3

33 JOSH GRAY

Jr. • Forward • 7-0 • 255 • Brooklyn, N.Y. // LSU // Putnam Science Academy (Putnam, Conn.)

CAREER HIGHS


Single Game Highs

Statistic	Value
Points	20 vs Arkansas 02/04/23
Rebounds	14 vs Mississippi St. 01/31/23, vs Arkansas 02/04/23
Assists	2 5 times
Steals	2 4 times
Blocks	3 4 times
FG Made	9 vs Arkansas 02/04/23
FG Attempts	14 vs Arkansas 02/04/23
3FG Attempts	1 vs Western Ky. 11/14/21, vs Arkansas 02/04/23
FT Made	3 vs Georgetown 12/05/21, at Florida 01/25/23, at Missouri 02/07/23
FT Attempts	7 at Florida 01/25/23

SUPERLATIVES

	'22-23	Career
Double-figure scoring	2	2
Double-figure rebounding	8	9
Double-double	2	2
2+ blocks	5	8
Team high scoring	1	1
Team high rebounding	14	17*
Team high blocks	15	19*

includes led, or shared team high
* at South Carolina



INSTAGRAM: joshgrayofficial
TWITTER: @NWNBJosh

2022-23 GAME-BY-GAME

Opponent	Date	GS	MIN	Total		3-Pointers		Free throws		Rebounds			PF	A	TO	BLK	STL	PTS	AVG		
				FG-FGA	PCT	3FG-3FGA	PCT	FT-FTA	PCT	OFF	DEF	TOT								AVG	
South Carolina St.	11/08/2022		13:56	1-1	1.000	0-0	.000	2-2	1.000	2	4	6	6.0	5	0	1	2	0	4	4.0	
Clemson	11/11/2022		19:03	2-6	.333	0-0	.000	2-5	.400	5	5	10	8.0	1	1	0	3	0	6	5.0	
vs Colorado St.	11/17/2022		05:29	1-1	1.000	0-0	.000	0-0	.000	1	0	1	5.7	3	0	0	1	0	2	4.0	
vs Davidson	11/18/2022		05:36	1-1	1.000	0-0	.000	0-2	.000	1	1	2	4.8	1	0	0	1	0	2	3.5	
vs Furman	11/20/2022		09:11	1-1	1.000	0-0	.000	1-2	.500	0	1	1	4.0	1	0	2	1	0	3	3.4	
USC Upstate	11/25/2022		08:36	1-2	.500	0-0	.000	0-1	.000	1	1	2	3.7	1	0	0	1	0	2	3.2	
at George Washington	11/30/2022		15:03	2-2	1.000	0-0	.000	0-0	.000	2	1	3	3.6	4	0	1	0	0	4	3.3	
at Georgetown	12/03/2022		06:14	1-1	1.000	0-0	.000	0-0	.000	1	0	1	3.3	1	1	1	0	0	2	3.1	
Presbyterian	12/11/2022		20:56	1-2	.500	0-0	.000	2-2	1.000	3	4	7	3.7	3	0	0	1	1	4	3.2	
at UAB	12/14/2022		13:38	0-1	.000	0-0	.000	0-0	.000	2	5	7	4.0	3	2	1	2	0	0	2.9	
vs East Carolina	12/17/2022		17:21	1-3	.333	0-0	.000	0-1	.000	4	3	7	4.3	3	0	1	1	0	2	2.8	
Western Ky.	12/22/2022		06:22	0-0	.000	0-0	.000	0-0	.000	1	1	2	4.1	1	1	0	0	0	0	2.6	
Eastern Mich.	12/30/2022		05:39	0-1	.000	0-0	.000	0-0	.000	2	1	3	4.0	1	0	0	0	0	0	2.4	
at Vanderbilt	01/03/2023		06:10	2-2	1.000	0-0	.000	1-2	.500	1	2	3	3.9	3	0	1	0	0	5	2.6	
Tennessee	01/07/2023		16:07	1-3	.333	0-0	.000	0-0	.000	5	0	5	4.0	1	0	1	0	2	2	2.5	
at Kentucky	01/10/2023	*	24:14	2-6	.333	0-0	.000	0-0	.000	1	2	3	3.9	2	1	3	1	0	4	2.6	
Texas A&M	01/14/2023	*	10:55	1-2	.500	0-0	.000	0-0	.000	0	1	1	3.8	3	0	0	1	0	2	2.6	
Ole Miss	01/17/2023	*	12:49	2-3	.667	0-0	.000	0-0	.000	0	2	2	3.7	2	1	0	1	0	4	2.7	
Auburn	01/21/2023		21:02	2-4	.500	0-0	.000	2-2	1.000	5	3	8	3.9	1	0	1	0	0	6	2.8	
at Florida	01/25/2023		20:39	4-8	.500	0-0	.000	3-7	.429	5	8	13	4.4	3	0	0	1	0	11	3.3	
at Georgia	01/28/2023	*	23:14	2-5	.400	0-0	.000	0-0	.000	2	4	6	4.4	4	0	2	2	0	4	3.3	
Mississippi St.	01/31/2023	*	21:28	3-6	.500	0-0	.000	0-0	.000	8	6	14	4.9	4	2	3	1	2	6	3.4	
Arkansas	02/04/2023	*	26:36	9-14	.643	0-1	.000	2-4	.500	7	7	14	5.3	2	1	0	1	0	20	4.1	
at Missouri	02/07/2023	*	22:27	3-3	1.000	0-0	.000	3-4	.750	5	2	7	5.3	1	0	1	0	1	9	4.3	
at Ole Miss	02/11/2023	*	25:13	1-5	.200	0-0	.000	1-6	.167	3	10	13	5.6	2	1	2	1	1	3	4.3	
Vanderbilt	02/14/2023	*	23:39	1-2	.500	0-0	.000	0-2	.000	1	11	12	5.9	4	0	1	0	0	2	4.2	
at LSU	02/18/2023	*	19:45	1-2	.500	0-0	.000	0-0	.000	2	5	7	5.9	3	2	0	2	0	2	4.1	
Alabama	02/22/2023	*	29:47	3-5	.600	0-0	.000	2-5	.400	2	4	6	5.9	4	0	2	1	0	8	4.3	
at Tennessee	02/25/2023	*	20:54	1-4	.250	0-0	.000	0-0	.000	7	3	10	6.1	0	0	2	0	0	2	4.2	
at Mississippi St.	02/28/2023	*	22:20	5-7	.714	0-0	.000	2-2	1.000	2	4	6	6.1	3	1	2	1	0	12	4.4	
Georgia	03/04/2023	*	24:41	1-5	.200	0-0	.000	1-3	.333	5	8	13	6.3	3	1	3	1	1	3	4.4	
Totals			14	519:05	56-108	.519	0-1	.000	24-52	.462	86	109	195	6.3	73	15	31	27	8	136	4.4

Player Averages

Games Played	Minutes/game	Points/game	FG Pct	3FG Pct	FT Pct	Rebounds/game	Assists/game	Turnovers/game	Assist/Turnover ratio	Steals/game	Blocks/game
31	16.7	4.4	51.9	0.0	46.2	6.3	0.5	1.0	0.5	0.3	0.9

PLAYER BIO

2022-23

- Had best game in college with 20 points and 14 rebounds (both career highs) vs. Arkansas (Feb. 4) ; was 9-of-14 with five dunks in the game
- Pulled down career-high 14 rebounds vs. Miss. State (Jan. 31) ; eight of them came on the offensive end
- Had career day at Florida (Jan. 25) with first double-double and first game in double figures scoring in college ; finished with 11 points (first double figure scoring game in college) and 13 rebounds
- Gave the team big minutes off the bench in 60-58 rivalry game win vs. Clemson (Nov. 11) ; had six points, 10 rebounds (second career double figure rebounding performance) and matched his career high with three blocks

2021-22

- Saw action in 25 games during first season in Garnet and Black ; started the first three games then came off the bench the remainder of the season, averaging 11.3 minutes per contest
- Averaged 2.9 points and 3.5 rebounds per game ; was 30-for-58 from the field (51.7 percent)
- Had a career-high three blocks on three separate occasions: vs. Rider (Nov. 28), vs. Vanderbilt (Jan. 26) and at No. 5/5 Auburn (March 5)
- Pulled down 11 rebounds at Arkansas (Jan. 18) ; also had eight points and was 4-of-6 from the field
- Had nine points in 80-67 win vs. Georgetown (Dec. 5)

PRE-SOUTH CAROLINA

- Played freshman season at LSU where he averaged 0.8 points and 1.2 rebounds in 10 games
- Prior to college career, spent a season at Putnam Science Academy (Connecticut) helping his team capture the co-National Prep Championship and a 36-4 overall record
- At Putnam, averaged 9.8 points, 8.9 rebounds and 2.1 blocks per game
- Also participated in track and soccer in high school

PERSONAL

- Son of Mr. and Mrs. Gray
- Is the youngest of three siblings
- Lists Giannis Antetokounmpo as his favorite professional basketball player
- His favorite dessert is cheesecake, and his favorite vacation spot is France
- A mass communications major

CAREER STATS

				Field Goals		3-Point		F-Throws		Rebounds									Scoring	
SEASON	TEAM	GP-GS	MIN/AVG	FG-FGA	FG%	3FG-3FGA	3FG%	FT-FTA	FT%	OFF	DEF	TOT	AVG	PF-FO	A	TO	BLK	STL	PTS	AVG
2020-21	LSU	10-0	33/3.3	3-6	.500	0-0	.000	2-7	.286	5	7	12	1.2	7-0	0	2	1	0	8	0.8
2021-22	USC	25-3	284/11.3	30-58	.517	0-1	.000	13-34	.382	36	51	87	3.5	37-0	9	12	17	11	73	2.9
2022-23	USC	31-14	519/16.7	56-108	.519	0-1	.000	24-52	.462	86	109	195	6.3	73-1	15	31	27	8	136	4.4
TOTAL FOR USC		56-17	803/14.3	86-166	.518	0-2	.000	37-86	.430	122	160	282	5.0	110-1	24	43	44	19	209	3.7
TOTAL		66-17	836/12.7	89-172	.517	0-2	.000	39-93	.419	127	167	294	4.5	117-1	24	45	45	19	217	3.3

30 DANIEL HANKINS-SANFORD

Fr. • Forward • 6-8 • 233 • Charlotte, N.C. // Julius L. Chambers (Charlotte, N.C.)

CAREER HIGHS

Single Game Highs

Statistic	Value
Points	8 vs Eastern Mich. 12/30/22
Rebounds	8 vs Western Ky. 12/22/22
Assists	3 vs Furman 11/20/22
Steals	1 vs Tennessee 01/07/23, vs Ole Miss 01/17/23, at Tennessee 02/25/23
Blocks	1 vs South Carolina St. 11/08/22
FG Made	4 vs Eastern Mich. 12/30/22
FG Attempts	8 vs Eastern Mich. 12/30/22
3FG Made	1 vs Tennessee 01/07/23, at Kentucky 01/10/23
3FG Attempts	2 vs Vanderbilt 02/14/23, vs Furman 11/20/22

SUPERLATIVES

	'22-23
Double-figure scoring	-
Double-figure rebounding	-
Double-double	-
2+ blocks	-
2+ steals	-
Team high scoring	-
Team high rebounding	1
Team high blocks	-
Team high steals	2

includes led, or shared team high



INSTAGRAM: danwiththetackzz

TWITTER: @danielsanford30

2022-23 GAME-BY-GAME

Opponent	Date	GS	MIN	Total		3-Pointers		Free throws		Rebounds				PF	A	TO	BLK	STL	PTS	AVG
				FG-FGA	PCT	3FG-3FGA	PCT	FT-FTA	PCT	OFF	DEF	TOT	AVG							
South Carolina St.	11/08/2022		09:15	1-3	.333	0-0	.000	3-3	1.000	0	1	1	1.0	1	0	1	1	0	5	5.0
Clemson	11/11/2022		07:00	1-5	.200	0-1	.000	0-0	.000	1	4	5	3.0	1	0	0	0	0	2	3.5
vs Colorado St.	11/17/2022		08:57	0-1	.000	0-0	.000	3-4	.750	3	0	3	3.0	1	0	2	0	0	3	3.3
vs Davidson	11/18/2022		10:04	1-2	.500	0-0	.000	0-0	.000	3	3	6	3.8	1	0	2	0	0	2	3.0
vs Furman	11/20/2022		14:20	1-5	.200	0-2	.000	0-1	.000	1	1	2	3.4	0	3	0	0	0	2	2.8
USC Upstate	11/25/2022		05:00	0-2	.000	0-0	.000	0-0	.000	2	0	2	3.2	0	0	1	0	0	0	2.3
vs East Carolina	12/17/2022		03:44	0-1	.000	0-0	.000	0-0	.000	1	1	2	3.0	0	0	0	0	0	0	2.0
Western Ky.	12/22/2022		12:27	1-4	.250	0-0	.000	0-4	.000	3	5	8	3.6	1	0	1	0	0	2	2.0
Eastern Mich.	12/30/2022		11:20	4-8	.500	0-1	.000	0-0	.000	2	1	3	3.6	0	0	0	0	0	8	2.7
at Vanderbilt	01/03/2023		07:55	0-3	.000	0-0	.000	0-0	.000	1	0	1	3.3	1	0	0	0	0	0	2.4
Tennessee	01/07/2023		08:50	1-3	.333	1-1	1.000	0-0	.000	0	1	1	3.1	1	0	0	0	1	3	2.5
at Kentucky	01/10/2023		11:18	2-2	1.000	1-1	1.000	0-0	.000	0	0	0	2.8	2	0	0	0	0	5	2.7
Texas A&M	01/14/2023		15:54	2-4	.500	0-1	.000	0-0	.000	2	1	3	2.8	1	0	1	0	0	4	2.8
Ole Miss	01/17/2023		04:05	0-2	.000	0-0	.000	0-0	.000	0	1	1	2.7	0	0	0	0	1	0	2.6
Auburn	01/21/2023		04:57	1-3	.333	0-0	.000	0-0	.000	1	0	1	2.6	1	0	0	0	0	2	2.5
at Florida	01/25/2023		09:14	2-3	.667	0-0	.000	0-0	.000	1	1	2	2.6	1	1	1	0	0	4	2.6
Arkansas	02/04/2023		01:34	0-0	.000	0-0	.000	0-0	.000	0	0	0	2.4	0	0	0	0	0	0	2.5
Vanderbilt	02/14/2023		05:32	3-5	.600	0-2	.000	1-1	1.000	1	0	1	2.3	1	0	0	0	0	7	2.7
at LSU	02/18/2023		01:54	0-1	.000	0-0	.000	0-0	.000	0	1	1	2.3	1	0	0	0	0	0	2.6
at Tennessee	02/25/2023		12:15	1-3	.333	0-1	.000	0-0	.000	1	0	1	2.2	0	0	2	0	1	2	2.6
at Mississippi St.	02/28/2023		03:23	0-0	.000	0-0	.000	0-0	.000	0	0	0	2.1	0	0	0	0	0	0	2.4
Totals			0 168:58	21-60	.350	2-10	.200	7-13	.538	23	21	44	2.1	14	4	11	1	3	51	2.4

Player Averages

Games Played	Minutes/game	Points/game	FG Pct	3FG Pct	FT Pct	Rebounds/game	Assists/game	Turnovers/game	Assist/Turnover ratio	Steals/game	Blocks/game
21	8.0	2.4	35.0	20.0	53.8	2.1	0.2	0.5	0.4	0.1	0.0

PLAYER BIO

2022-23

- Scored seven points (3-for-5 FGs) vs. Vanderbilt (Feb. 14) to lead all bench scorers in the game
- Grabbed a career-high eight rebounds in 65-58 win over WKU (Dec. 22) in just 12 minutes of action
- Did not travel due to illness and missed both of team's games on D.C. roadtrip: at George Washington (Nov. 30) and at Georgetown (Dec. 3)
- Had season-high six rebounds in just 10 minutes of action vs. Davidson (Nov. 18)
- Pulled down five rebounds in just 7 minutes of game time in a 60-58 win vs. in-state rival Clemson (Nov. 11)
- Made Gamecock debut in 80-77 win vs. SC State (Nov. 8) ; had five points, a rebound and a block in 9 minutes of action

PRE-SOUTH CAROLINA

- Three-star prospect, rated in the top-200 nationally and fifth in the state of the North Carolina via 247Sports
- Played varsity all four years at Julius L. Chambers High School (2018-22)
- As a senior, led the Cougars to a 22-7 overall record after averaging 16.5 points, 7.9 rebounds, 1.9 steals and 1.8 assists per game
- As a junior, averaged 21.4 points, 9.9 rebounds, 2.4 assists and 2.0 blocks per game

Personal

- Sport and entertainment management major

CAREER STATS

		Field Goals		3-Point		F-Throws		Rebounds				Scoring			
SEASON	TEAM	GP-GS	MIN/AVG	FG-FGA	FG%	3FG-3FGA	3FG%	FT-FTA	FT%	OFF	DEF	TOT	AVG	PF-FO	A TO BLK STL PTS AVG
2022-23	USC	21-0	169/8.0	21-60	.350	2-10	.200	7-13	.538	23	21	44	2.1	14-0	4 11 1 3 51 2.4
TOTAL		21-0	169/8.0	21-60	.350	2-10	.200	7-13	.538	23	21	44	2.1	14-0	4 11 1 3 51 2.4

23 GREGORY "GG" JACKSON II

Jr. • Forward • 6-9 • 215 • Columbia, S.C. // Ridge View (Columbia, S.C.)

CAREER HIGHS

Single Game Highs

Statistic	Value	
Points	30	vs Auburn 01/21/23
Rebounds	16	vs Western Ky. 12/22/22
Assists	3	vs Ole Miss 01/17/23, at Georgia 01/28/23
Steals	4	at Georgia 01/28/23
Blocks	3	at George Washington 11/30/22
FG Made	10	vs Auburn 01/21/23
FG Attempts	21	vs Auburn 01/21/23
3FG Made	4	vs Eastern Mich. 12/30/22, vs Auburn 01/21/23, at LSU 02/18/23
3FG Attempts	10	at LSU 02/18/23
FT Made	11	at Mississippi St. 02/28/23
FT Attempts	11	at Mississippi St. 02/28/23

SUPERLATIVES

	'22-23
Double-figure scoring	24
Double-figure rebounding	3
Double-double	3
2+ blocks	9
2+ steals	5
Team high scoring	16
Team high rebounding	14
Team high blocks	13
Team high steals	9

includes led, or shared team high



INSTAGRAM: gregupnxt

TWITTER: @_ggjackson

2022-23 GAME-BY-GAME

Opponent	Date	GS	MIN	Total		3-Pointers		Free throws		Rebounds			PF	A	TO	BLK	STL	PTS	AVG		
				FG-FGA	PCT	3FG-3FGA	PCT	FT-FTA	PCT	OFF	DEF	TOT	AVG								
South Carolina St.	11/08/2022	*	33:10	7-15	.467	2-2	1.000	2-4	.500	2	8	10	10.0	1	1	4	1	18	18.0		
Clemson	11/11/2022	*	33:55	4-13	.308	1-3	.333	3-4	.750	3	5	8	9.0	1	0	1	0	12	15.0		
vs Colorado St.	11/17/2022	*	30:50	8-18	.444	2-7	.286	2-3	.667	2	5	7	8.3	4	0	3	0	20	16.7		
vs Davidson	11/18/2022	*	38:01	5-12	.417	0-2	.000	2-3	.667	3	6	9	8.5	3	0	2	2	13	15.5		
vs Furman	11/20/2022	*	34:36	8-15	.533	2-5	.400	1-2	.500	1	5	6	8.0	0	1	5	1	19	16.2		
USC Upstate	11/25/2022	*	33:04	8-14	.571	3-6	.500	3-4	.750	1	5	6	7.7	2	1	3	2	22	17.2		
at George Washington	11/30/2022	*	26:28	4-17	.235	1-5	.200	2-3	.667	3	3	6	7.4	1	1	0	3	11	16.3		
at Georgetown	12/03/2022	*	38:36	9-19	.474	2-5	.400	2-3	.667	3	5	8	7.5	2	2	3	0	22	17.0		
Presbyterian	12/11/2022	*	33:55	6-12	.500	2-6	.333	4-6	.667	1	4	5	7.2	0	0	0	0	18	17.1		
at UAB	12/14/2022	*	36:16	7-17	.412	3-8	.375	3-4	.750	3	0	3	6.8	3	1	5	2	20	17.4		
vs East Carolina	12/17/2022	*	31:42	5-14	.357	2-6	.333	1-3	.333	1	4	5	6.6	4	0	2	0	13	17.0		
Western Ky.	12/22/2022	*	32:13	4-14	.286	1-3	.333	3-5	.600	2	14	16	7.4	2	1	2	2	12	16.6		
Eastern Mich.	12/30/2022	*	29:55	9-19	.474	4-9	.444	2-2	1.000	4	5	9	7.5	1	0	4	0	24	17.2		
at Vanderbilt	01/03/2023	*	40:26	6-16	.375	0-7	.000	1-3	.333	2	5	7	7.5	3	1	2	0	13	16.9		
Tennessee	01/07/2023	*	21:40	0-8	.000	0-4	.000	0-0	.000	0	1	1	7.1	1	0	4	0	0	15.7		
at Kentucky	01/10/2023	*	34:54	6-10	.600	2-2	1.000	2-3	.667	1	2	3	6.8	0	1	1	0	16	15.8		
Texas A&M	01/14/2023	*	32:19	2-13	.154	0-6	.000	1-2	.500	1	2	3	6.6	2	1	1	1	5	15.1		
Ole Miss	01/17/2023	*	35:56	5-20	.250	2-8	.250	3-5	.600	0	7	7	6.6	0	3	1	0	15	15.1		
Auburn	01/21/2023	*	33:37	10-21	.476	4-8	.500	6-8	.750	3	5	8	6.7	2	0	2	2	30	15.9		
at Florida	01/25/2023	*	31:42	7-18	.389	1-3	.333	5-8	.625	2	8	10	6.9	1	2	2	1	20	16.1		
at Georgia	01/28/2023	*	35:13	6-19	.316	2-7	.286	4-6	.667	5	4	9	7.0	3	3	7	0	18	16.2		
Mississippi St.	01/31/2023	*	27:09	4-14	.286	3-7	.429	4-7	.571	0	0	0	6.6	0	1	5	0	15	16.1		
Arkansas	02/04/2023	*	33:01	3-8	.375	2-3	.667	1-2	.500	0	7	7	6.7	2	0	3	1	0	9	15.8	
at Missouri	02/07/2023	*	26:30	8-12	.667	3-6	.500	4-7	.571	0	2	2	6.5	2	0	1	0	23	16.1		
at Ole Miss	02/11/2023	*	12:08	2-5	.400	1-2	.500	0-0	.000	0	1	1	6.2	1	0	4	1	0	5	15.7	
Vanderbilt	02/14/2023	*	15:57	1-7	.143	0-6	.000	0-0	.000	0	1	1	6.0	0	0	0	0	2	15.2		
at LSU	02/18/2023	*	35:42	5-17	.294	4-10	.400	6-6	1.000	1	7	8	6.1	0	1	2	0	20	15.3		
Alabama	02/22/2023	*	42:28	8-20	.400	2-6	.333	1-2	.500	0	3	3	6.0	0	1	5	2	19	15.5		
at Tennessee	02/25/2023	*	29:29	2-12	.167	0-4	.000	1-2	.500	1	3	4	5.9	0	2	2	2	5	15.1		
at Mississippi St.	02/28/2023	*	33:18	5-12	.417	1-4	.250	11-11	1.000	2	6	8	6.0	1	2	5	1	22	15.3		
Georgia	03/04/2023	*	34:30	3-10	.300	1-4	.250	2-4	.500	1	4	5	6.0	2	0	3	2	1	9	15.1	
Totals			28	988:40	167-441	.379	53-164	.323	82-122	.672	48	137	185	6.0	44	26	84	26	24	469	15.1

Player Averages

Games Played	Minutes/game	Points/game	FG Pct	3FG Pct	FT Pct	Rebounds/game	Assists/game	Turnovers/game	Assist/Turnover ratio	Steals/game	Blocks/game
31	31.9	15.1	37.9	32.3	67.2	6.0	0.8	2.7	0.3	0.8	0.8

PLAYER BIO

2022-23

- Named to SEC All-Freshman Team
- 22 points at Miss. State (Feb. 28) ; went 11-for-11 at the FT line and became first Gamecock since AJ Lawson (12-for-13 vs. Cleveland State 11/15/19) to make 10 or more FTs in a game
- 20 points and eight rebounds in 82-73 win at LSU (Feb. 18) ; hit four 3s and also went 6-for-6 at the FT line
- Came off bench and scored 23 points on an efficient 8-of-12 shooting (career-best 66.7 percent) at Missouri (Feb. 7)
- Had third double-double of season with 20 points and 10 rebounds at Florida (Jan. 25)
- Had career-high 30 points vs. No. 16/17 Auburn (Jan. 21) ; missed his first eight shots and finished the game 10-of-13 (76.9 percent) ; first freshman since Bruce Ellington (12/22/10) to score 30 or more points in a game
- Scored 24 points and had nine rebounds in win vs. EMU (Dec. 30)
- Had 22 points (all in the second half) in a comeback road win at Georgetown (Dec. 3) ; went 9-for-19 from the floor (both career highs) and led team with eight rebounds
- Poured in 22 points in win over USC Upstate (Nov. 25) ; went 8-of-14 and 3-of-6 from 3 in the game
- Has scored in double figures in every game as a Gamecock
- Went 8-for-15 (53.3 percent) and scored 19 points vs. Furman (Nov. 20) in the team's final game of Charleston Classic
- Recorded 12 points, nine rebounds, three steals and a pair of blocks vs. Davidson (Nov. 18)
- Had first career 20 point game vs. Colorado State (Nov. 17)
- Named SEC Freshman of the Week (Nov. 14)
- Had 12 points, eight rebounds and a pair of steals in a 60-58 win vs. in-state rival Clemson (Nov. 11) ; had 10 points in the first half and helped Gamecocks jump out to 9-point lead at halftime
- Had 18 points and 10 rebounds in Gamecock debut, a 80-77 victory vs. SC State (Nov. 8)

PRE-SOUTH CAROLINA

- The consensus top player in the 2023 class, reclassified in late July to become a part of the 2022 class
- A five-star prospect, ranked No. 6 in the final 247Sports and No. 7 in the final On3 player rankings for the 2022 class
- Highest ranked incoming freshman in program history and joined former standout PJ Dozier as the only five-star signees all-time for the Gamecocks (recruit rankings started in early 2000s)
- Played in the Nike Elite Youth Basketball League for Team CP3 ; in 20 games, averaged 12.8 points, 10.6 rebounds (led the league) and 1.9 blocks per game while shooting 49.5 percent from the field and 35.1 percent from behind the arc
- Was named MVP of the 2022 National Basketball Players Association (NBPA) Top 100 Camp in early July ; over 300 alumni have gone on to successful careers in the NBA since 1994
- Part of Team USA squad that brought home the Gold Medal at the 2022 FIBA U18 Americas Championship in Tijuana, Mexico
- As a junior, averaged 22.1 points, 10.9 rebounds and 2.3 blocks per game in helping lead the Blazers to the 2022 South Carolina Class 5A State Championship
- 2021-22 South Carolina Boys Basketball Gatorade Player of the Year ; 2022 5A Boys South Carolina Basketball Coaches Association Player of the Year

Personal

- Son of Gregory Jackson and LaKeysha Alston
- Has an older sister, Nyla, also a student with him at USC
- Born on Dec. 17, 2004
- Sport and entertainment management major

CAREER STATS

				Field Goals		3-Point		F-Throws		Rebounds									Scoring	
SEASON	TEAM	GP-GS	MIN/AVG	FG-FGA	FG%	3FG-3FGA	3FG%	FT-FTA	FT%	OFF	DEF	TOT	AVG	PF-FO	A	TO	BLK	STL	PTS	AVG
2022-23	USC	31-28	989/31.9	167-441	.379	53-164	.323	82-122	.672	48	137	185	6.0	44-0	26	84	26	24	469	15.1
TOTAL		31-28	989/31.9	167-441	.379	53-164	.323	82-122	.672	48	137	185	6.0	44-0	26	84	26	24	469	15.1

5 MEECHIE JOHNSON

So. • Guard • 6-2 • 180 • Cleveland, Ohio // Ohio State // Garfield Heights (Cleveland, Ohio)

CAREER HIGHS

Single Game Highs

Statistic	Value
Points	26 at Kentucky 01/10/23
Rebounds	7 at Georgetown 12/03/22
Assists	8 at Georgetown 12/03/22
Steals	4 vs Bowling Green 11/15/21
Blocks	1 5 times
FG Made	9 at Kentucky 01/10/23
FG Attempts	18 vs Alabama 02/22/23
3FG Made	6 vs Western Ky. 12/22/22, at Kentucky 01/10/23
3FG Attempts	11 vs Western Ky. 12/22/22
FT Made	8 vs Georgia 03/04/23
FT Attempts	11 vs Georgia 03/04/23

SUPERLATIVES

	'22-23	Career
Double-figure scoring	19	21
Double-figure rebounding	-	-
Double-double	-	-
3+ assists	21	21
2+ steals	4	5
Team high scoring	7	7
Team high assists	18	18*
Team high steals	8	8*

includes led, or shared team high
* at South Carolina



INSTAGRAM: meechie.1

TWITTER: @MeechieJohnson0

2022-23 GAME-BY-GAME

Opponent	Date	GS	MIN	FG-FGA	PCT	3FG-3FGA	PCT	FT-FTA	PCT	OFF	DEF	TOT	AVG	PF	A	TO	BLK	STL	PTS	AVG
South Carolina St.	11/08/2022	*	24:51	3-7	.429	2-5	.400	1-4	.250	1	3	4	4.0	0	3	1	0	0	9	9.0
Clemson	11/11/2022	*	31:15	1-8	.125	1-6	.167	0-1	.000	1	4	5	4.5	3	2	4	1	0	3	6.0
vs Colorado St.	11/17/2022	*	25:18	2-10	.200	2-5	.400	0-0	.000	0	3	3	4.0	1	4	3	0	2	6	6.0
vs Furman	11/20/2022	*	25:36	1-7	.143	1-6	.167	0-0	.000	0	1	1	3.3	2	5	2	0	0	3	5.3
at George Washington	11/30/2022	*	21:50	2-8	.250	2-6	.333	0-0	.000	0	2	2	3.0	1	1	3	0	1	6	5.4
at Georgetown	12/03/2022	*	40:36	5-13	.385	4-10	.400	3-5	.600	2	5	7	3.7	1	8	3	0	1	17	7.3
Presbyterian	12/11/2022	*	37:56	7-17	.412	2-8	.250	0-1	.000	1	2	3	3.6	0	4	1	0	1	16	8.6
at UAB	12/14/2022	*	31:24	5-12	.417	2-6	.333	1-2	.500	2	3	5	3.8	2	7	1	0	3	13	9.1
vs East Carolina	12/17/2022	*	36:18	4-11	.364	3-9	.333	2-2	1.000	0	5	5	3.9	2	3	2	0	0	13	9.6
Western Ky.	12/22/2022	*	35:01	8-16	.500	6-11	.545	3-5	.600	1	5	6	4.1	4	1	0	0	0	25	11.1
Eastern Mich.	12/30/2022	*	30:37	4-13	.308	1-7	.143	1-2	.500	1	5	6	4.3	1	3	1	0	1	10	11.0
at Vanderbilt	01/03/2023	*	40:55	7-15	.467	2-6	.333	2-2	1.000	1	4	5	4.3	3	3	4	0	0	18	11.6
Tennessee	01/07/2023	*	31:42	6-16	.375	1-9	.111	6-6	1.000	0	2	2	4.2	0	1	5	0	2	19	12.2
at Kentucky	01/10/2023	*	35:07	9-16	.563	6-10	.600	2-2	1.000	2	4	6	4.3	1	6	5	0	0	26	13.1
Texas A&M	01/14/2023	*	32:13	3-8	.375	3-7	.429	2-2	1.000	0	2	2	4.1	0	3	3	0	0	11	13.0
Ole Miss	01/17/2023	*	34:15	2-10	.200	1-7	.143	0-0	.000	1	3	4	4.1	2	1	2	0	1	5	12.5
Auburn	01/21/2023	*	37:57	2-11	.182	1-9	.111	6-6	1.000	0	6	6	4.2	3	5	1	0	0	11	12.4
at Florida	01/25/2023	*	29:56	1-7	.143	1-4	.250	0-0	.000	0	1	1	4.1	2	0	3	0	1	3	11.9
at Georgia	01/28/2023	*	37:09	4-17	.235	1-8	.125	2-2	1.000	2	3	5	4.1	1	5	3	0	1	11	11.8
Mississippi St.	01/31/2023	*	35:47	4-12	.333	3-7	.429	2-2	1.000	1	1	2	4.0	2	1	7	0	2	13	11.9
Arkansas	02/04/2023	*	33:07	6-13	.462	5-8	.625	3-4	.750	0	3	3	4.0	3	4	0	0	1	20	12.3
at Missouri	02/07/2023	*	35:17	3-8	.375	3-8	.375	0-1	.000	1	4	5	4.0	2	5	2	0	0	9	12.1
at Ole Miss	02/11/2023	*	34:50	4-10	.400	1-6	.167	4-5	.800	0	2	2	3.9	1	3	1	0	0	13	12.2
Vanderbilt	02/14/2023	*	33:57	5-14	.357	3-7	.429	6-6	1.000	1	2	3	3.9	1	3	2	0	0	19	12.5
at LSU	02/18/2023	*	32:36	7-11	.636	5-9	.556	1-1	1.000	0	3	3	3.8	1	6	1	0	1	20	12.8
Alabama	02/22/2023	*	43:03	7-18	.389	4-9	.444	0-0	.000	0	5	5	3.9	4	4	1	0	1	18	13.0
at Tennessee	02/25/2023	*	28:11	3-9	.333	0-5	.000	0-0	.000	0	1	1	3.8	2	2	3	0	0	6	12.7
at Mississippi St.	02/28/2023	*	33:12	2-8	.250	2-5	.400	0-0	.000	0	3	3	3.8	5	4	2	0	1	6	12.5
Georgia	03/04/2023	*	34:22	5-11	.455	0-3	.000	8-11	.727	1	1	2	3.7	2	7	3	0	0	18	12.7
Totals			28 964:19	122-336	.363	68-206	.330	55-72	.764	19	88	107	3.7	52	104	69	1	20	367	12.7

Player Averages

Games Played	Minutes/game	Points/game	FG Pct	3FG Pct	FT Pct	Rebounds/game	Assists/game	Turnovers/game	Assist/Turnover ratio	Steals/game	Blocks/game
29	33.3	12.7	36.3	33.0	76.4	3.7	3.6	2.4	1.5	0.7	0.0

PLAYER BIO

2022-23

- 18 points & 7 assists in 61-55 win vs. Georgia (March 4)
- 18 points, five rebounds and four assists in hard fought overtime loss to No. 2/2 Alabam (Feb. 22) ; hit four 3s in the game
- 20 points (17 in second half), six assists, three rebounds and a steal in 82-73 win at LSU (Feb. 18)
- 19 points vs. Vanderbilt (Feb. 14), all in the second half
- Scored 20 points and went 5-of-8 from 3 vs. Arkansas (Feb. 4)
- Had career-high 26 points in helping team to first win at Rupp Arena over Kentucky (Jan. 10) since 2009 ; made six 3s and also led team with six rebounds and six assists
- Led team with 19 points (6-for-6 FT line) vs. No. 8/9 Tennessee (Jan. 7) ; marked his eighth-straight game in double-figures
- Had career-high 25 points and made 6 3s in a 65-58 win over Western Kentucky (Jan. 9)
- Played best game in college to date with career highs in points (17), assists (8) and rebounds (7) in a comeback road win at Georgetown (Dec. 3) ; went 4-of-10 from 3 and played 41 minutes of OT contest
- Missed Davidson (Nov. 18) and Upstate games (Nov. 25) with ankle injury
- Dished out career-high five assists vs. Furman (Nov. 20)
- Matched career high with five rebounds in 60-58 win vs. Clemson (Nov. 11)
- Made Gamecock debut vs. SC State (Nov. 8) and had nine points, four rebounds and three assists in a 80-77 win over the Bulldogs

PRE-SOUTH CAROLINA

- Played in 43 games in two seasons at Ohio State (2020-22) making five starts ; saw action off the bench in both of the team's NCAA Tournament games in 2022
- Finished high school early and joined the Buckeyes for the start of Big Ten play in January of 2020
- Scored 10 or more points twice in a OSU uniform
- Scored a career-high 14 points against Xavier on Nov. 18, 2021
- Also scored in double figures on Nov. 15, 2021, against Bowling Green when he put up 13 points
- Shot 34.4 percent (33-of-96) from 3-point range as a Buckeye
- Collected five or more rebounds twice and swiped multiple steals in five games, including a career-high four steals against Bowling Green (11/15/21)
- Averaged 23 points per game as a sophomore at Garfield Heights before suffering a knee injury ; did not compete as a junior while recovering from the injury
- Elected to forgo his senior season of high school to enroll early at Ohio State
- As a freshman in just his second high school game, scored 50 points vs. Benedictine

PERSONAL

- Son of Meechie Johnson Sr. and Mannuella Cooper
- Full name is Demetrius Johnson but goes by Meechie
- Enjoys spending time with family and attending church

CAREER STATS

				Field Goals		3-Point		F-Throws		Rebounds				Scoring						
SEASON	TEAM	GP-GS	MIN/AVG	FG-FGA	FG%	3FG-3FGA	3FG%	FT-FTA	FT%	OFF	DEF	TOT	AVG	PF-FO	A	TO	BLK	STL	PTS	AVG
2020-21	OSU	17-0	100/5.9	7-18	.389	6-12	.500	1-6	.167	1	6	7	0.4	6-0	3	5	1	3	21	1.2
2021-22	OSU	26-5	461/17.7	37-120	.308	27-84	.321	14-19	.737	8	32	40	1.5	40-0	31	35	3	17	115	4.4
2022-23	USC	29-28	964/33.3	122-336	.363	68-206	.330	55-72	.764	19	88	107	3.7	52-1	104	69	1	20	367	12.7
TOTAL FOR USC		29-28	964/33.3	122-336	.363	68-206	.330	55-72	.764	19	88	107	3.7	52-1	104	69	1	20	367	12.7
TOTAL		72-33	1525/21.2	166-474	.350	101-302	.334	70-97	.722	28	126	154	2.1	98-1	138	109	5	40	503	7.0

4

TRE-VAUGHN MINOTT *MY-not*

Jr. • Forward • 6-9 • 258 • Montreal, Quebec, Canada // NBA Academy Latin America


CAREER HIGHS

Single Game Highs

Statistic	Value
Points	8 vs Army West Point 12/22/21
Rebounds	6 vs Arkansas 03/02/21, at Clemson 12/18/21
Assists	1 at Mississippi St. 02/01/22, vs Tennessee 02/05/22
Steals	2 at Mississippi St. 02/01/22
Blocks	3 at Clemson 12/18/21
FG Made	4 vs Army West Point 12/22/21
FG Attempts	4 times
FT Made	2 vs Allen 12/14/21
FT Attempts	2 5 times

SUPERLATIVES

	'22-23	Career
Double-figure scoring	-	-
Double-figure rebounding	-	-
Double-double	-	-
2+ blocks	-	1
Team high scoring	-	-
Team high rebounding	-	-
Team high blocks	-	2

includes led, or shared team high**INSTAGRAM:** 4_realtv**TWITTER:** @4_realtv

2022-23 GAME-BY-GAME

Opponent	Date	GS	MIN	Total		3-Pointers		Free throws		Rebounds				PF	A	TO	BLK	STL	PTS	AVG
				FG-FGA	PCT	3FG-3FGA	PCT	FT-FTA	PCT	OFF	DEF	TOT	AVG							
vs Colorado St.	11/17/2022		02:44	0-0	.000	0-0	.000	0-0	.000	0	0	0	0.0	0	0	0	0	0	0	0.0
USC Upstate	11/25/2022		00:41	0-0	.000	0-0	.000	0-0	.000	0	0	0	0.0	1	0	0	0	0	0	0.0
Tennessee	01/07/2023		05:00	0-0	.000	0-0	.000	0-1	.000	0	1	1	0.3	0	0	0	1	0	0	0.0
Texas A&M	01/14/2023		02:00	0-0	.000	0-0	.000	0-0	.000	0	0	0	0.3	0	0	0	0	0	0	0.0
at Florida	01/25/2023		03:38	0-0	.000	0-0	.000	1-2	.500	0	1	1	0.4	0	0	0	0	0	1	0.2
at Tennessee	02/25/2023		01:41	0-0	.000	0-0	.000	0-0	.000	0	0	0	0.3	0	0	0	0	0	0	0.2
Georgia	03/04/2023		03:03	1-1	1.000	0-0	.000	0-0	.000	0	0	0	0.3	0	0	0	1	0	2	0.4
Totals		0	18:47	1-1	1.000	0-0	.000	1-3	.333	0	2	2	0.3	1	0	0	2	0	3	0.4

Player Averages

Games Played	Minutes/game	Points/game	FG Pct	3FG Pct	FT Pct	Rebounds/game	Assists/game	Turnovers/game	Assist/Turnover ratio	Steals/game	Blocks/game
7	2.7	0.4	100.0	0.0	33.3	0.3	0.0	0.0	0.0	0.0	0.3

PLAYER BIO

2022-23

- Had two points in 3 minutes of action in 61-55 win over Georgia (March 4)
- Made first appearance of the season vs. Colorado State (Nov. 17)

2021-22

- Played in 14 games with a pair of starts, averaging 2.0 points and 1.9 rebounds per game
- Shot 81.3 percent from the floor (13-of-16)
- Made six appearances in SEC play scoring four points at Miss. State (Feb. 1) and four points vs. No. 22/20 Tennessee (Feb. 5)
- Had a career-high eight points in blowout win vs. Army (Dec. 22)
- Had six rebounds (tied career high) and three blocks (career high) at Clemson (Dec. 18)

PERSONAL

- Son of Michelle Minott
- Has one sister, Ann-Marie Wright
- His advice to young people is: "Keep working. Your time will come and never feel discouraged. Someone is out there watching you and they'll find you in time, just keep working and keep a positive spirit."
- Can play seven instruments: piano, drums, bass guitar, acoustic guitar, trumpet, tenor saxophone and the flute
- Wears jersey number four because it is the number of his birth month of April
- His favorite professional basketball player is LeBron James
- Began playing basketball at age seven
- Chose South Carolina because "I felt it was the perfect fit for the way I play."
- A sport and entertainment management major

CAREER STATS

				Field Goals		3-Point		F-Throws		Rebounds				Scoring						
SEASON	TEAM	GP-GS	MIN/AVG	FG-FGA	FG%	3FG-3FGA	3FG%	FT-FTA	FT%	OFF	DEF	TOT	AVG	PF-FO	A	TO	BLK	STL	PTS	AVG
2020-21	USC	8-3	73/9.1	10-18	.556	0-0	.000	0-2	.000	8	11	19	2.4	9-0	0	3	4	0	20	2.5
2021-22	USC	14-2	106/7.5	13-16	.813	0-0	.000	2-8	.250	10	17	27	1.9	21-0	2	9	6	4	28	2.0
2022-23	USC	7-0	19/2.7	1-1	1.000	0-0	.000	1-3	.333	0	2	2	0.3	1-0	0	0	2	0	3	0.4
TOTAL		29-5	197/6.8	24-35	.686	0-0	.000	3-13	.231	18	30	48	1.7	31-0	2	12	12	4	51	1.8

14 ELI SPARKMAN

Fr. • Guard • 6-0 • 153 • Cleveland, Tenn. // Baylor School (Chattanooga, Tenn.)

CAREER HIGHS


Single Game Highs

Statistic	Value
Points	6 at Mississippi St. 02/28/23
Rebounds	2 vs Texas A&M 01/14/23, at Florida 01/25/23
Assists	1 vs South Carolina St. 11/08/22, vs Colorado St. 11/17/22, at George Washington 11/30/22
Steals	1 vs Colorado St. 11/17/22, vs Texas A&M 01/14/23
FG Made	2 at Mississippi St. 02/28/23
FG Attempts	3 at Mississippi St. 02/28/23
3FG Made	2 at Mississippi St. 02/28/23
3FG Attempts	3 at Mississippi St. 02/28/23
FT Made	2 vs Colorado St. 11/17/22
FT Attempts	2 vs Colorado St. 11/17/22

SUPERLATIVES

	'22-23
Double-figure scoring	-
Double-figure rebounding	-
Double-double	-
3+ assists	-
2+ steals	-
Team high scoring	-
Team high assists	-
Team high stelas	-

includes led, or shared team high



INSTAGRAM: elisparkmann

TWITTER: @SparkmanEli

2022-23 GAME-BY-GAME

Opponent	Date	GS	MIN	Total		3-Pointers		Free throws		Rebounds				PF							
				FG-FGA	PCT	3FG-3FGA	PCT	FT-FTA	PCT	OFF	DEF	TOT	AVG	A	TO	BLK	STL	PTS	AVG		
South Carolina St.	11/08/2022		03:24	0-0	.000	0-0	.000	0-0	.000	0	0	0	0.0	2	1	1	0	0	0	0.0	
vs Colorado St.	11/17/2022		08:05	0-1	.000	0-1	.000	2-2	1.000	0	0	0	0.0	0	1	0	0	1	2	1.0	
USC Upstate	11/25/2022		01:48	0-0	.000	0-0	.000	0-0	.000	0	0	0	0.0	0	0	0	0	0	0	0.0	
at George Washington	11/30/2022		03:54	0-1	.000	0-0	.000	0-0	.000	0	0	0	0.0	0	1	0	0	0	0	0.5	
Texas A&M	01/14/2023		03:57	0-0	.000	0-0	.000	0-0	.000	1	1	2	0.4	1	0	0	0	1	0	0.4	
at Florida	01/25/2023		02:47	0-0	.000	0-0	.000	0-0	.000	0	2	2	0.7	0	0	0	0	0	0	0.3	
at LSU	02/18/2023		09:32	0-0	.000	0-0	.000	0-0	.000	0	0	0	0.6	1	0	0	0	0	0	0.3	
Alabama	02/22/2023		05:32	1-1	1.000	1-1	1.000	0-0	.000	0	1	1	0.6	0	0	0	0	0	3	0.6	
at Tennessee	02/25/2023		10:00	1-1	1.000	1-1	1.000	0-0	.000	0	0	0	0.6	0	0	1	0	0	3	0.9	
at Mississippi St.	02/28/2023		11:15	2-3	.667	2-3	.667	0-0	.000	0	1	1	0.6	1	0	0	0	0	6	1.4	
Georgia	03/04/2023		03:35	0-1	.000	0-1	.000	0-0	.000	1	0	1	0.6	0	0	0	0	0	0	1.3	
Totals		0	63:49	4-8	.500	4-7	.571	2-2	1.000	2	5	7	0.6	5	3	2	0	2	14	1.3	

Player Averages

Games Played	Minutes/game	Points/game	FG Pct	3FG Pct	FT Pct	Rebounds/game	Assists/game	Turnovers/game	Assist/Turnover ratio	Steals/game	Blocks/game
11	5.8	1.3	50.0	57.1	100.0	0.6	0.3	0.2	1.5	0.2	0.0

PLAYER BIO

2022-23

- Has made a 3 in three of the past four games
- Scored season-high six points, knocking down a pair of triples in a tight road contest at Miss. State (Feb. 28)
- Came off the bench vs. No. 2/2 Alabama (Feb. 22) and hit his first career 3 in the corner which also marked his first points in an SEC game in college
- Saw 10 minutes of action, his most in an SEC game, off the bench in 82-73 win at LSU (Feb. 18)
- Made Gamecock debut in 80-77 win vs. SC State (Nov. 8) ; had his first career assist in 3 minutes of action
- Joined the Gamecocks as a walk-on prior to the start of the academic year

PRE-SOUTH CAROLINA

- Was a three-year starter for the Baylor School
- Member of the D2-AA East All-Region Team
- Led the Red Raiders to a state semifinal appearance and a pair of quarterfinal appearances
- Member of the National Honor Society

Personal

- Son of Jon and Libby Sparkman
- Has an older brother, Ben, who was his high school teammate at the Baylor School
- Born on Jan. 23, 2004
- International business major

CAREER STATS

				Field Goals		3-Point		F-Throws		Rebounds								Scoring		
SEASON	TEAM	GP-GS	MIN/AVG	FG-FGA	FG%	3FG-3FGA	3FG%	FT-FTA	FT%	OFF	DEF	TOT	AVG	PF-FO	A	TO	BLK	STL	PTS	AVG
2022-23	USC	11-0	64/5.8	4-8	.500	4-7	.571	2-2	1.000	2	5	7	0.6	5-0	3	2	0	2	14	1.3
TOTAL		11-0	64/5.8	4-8	.500	4-7	.571	2-2	1.000	2	5	7	0.6	5-0	3	2	0	2	14	1.3

1 JACOBI WRIGHT

So. • Guard • 6-2 • 188 • Fort Mill, S.C. // Legacy Early College (Greenville, S.C.)

CAREER HIGHS

Single Game Highs

Statistic	Value
Points	18 at LSU 02/18/23, vs Alabama 02/22/23
Rebounds	6 vs Georgetown 12/05/21, vs Eastern Mich. 12/30/22
Assists	6 vs Georgetown 12/05/21
Steals	2 7 times
Blocks	1 vs Florida 01/15/22, vs Davidson 11/18/22
FG Made	7 vs Alabama 02/22/23
FG Attempts	12 vs USC Upstate 11/25/22
3FG Made	5 at LSU 02/18/23
3FG Attempts	8 at LSU 02/18/23
FT Made	5 vs Georgia 03/04/23
FT Attempts	8 vs Georgia 03/04/23

SUPERLATIVES

	'22-23	Career
Double-figure scoring	9	11
Double-figure rebounding	-	-
Double-double	-	-
3+ assists	9	19
2+ steals	4	7
Team high scoring	1	1
Team high rebounding	-	-
Team high assists	9	17
Team high steals	5	6

includes led, or shared team high



INSTAGRAM: _jacobi

TWITTER: @JacobiWright

2020-21 GAME-BY-GAME

Opponent	Date	GS	Total			3-Pointers		Free throws		Rebounds			PF	A	TO	BLK	STL	PTS	AVG		
			FG-FGA	MIN	PCT	3FG-3FGA	PCT	FT-FTA	PCT	OFF	DEF	TOT								AVG	
South Carolina St.	11/08/2022	*	32:06	4-7	.571	3-5	.600	3-4	.750	3	2	5	5.0	1	4	1	0	14	14.0		
Clemson	11/11/2022		22:32	4-8	.500	2-2	1.000	0-0	.000	1	3	4	4.5	1	2	1	0	10	12.0		
vs Colorado St.	11/17/2022		26:40	3-8	.375	2-4	.500	0-0	.000	0	0	0	3.0	0	2	0	0	8	10.7		
vs Davidson	11/18/2022	*	38:33	2-7	.286	0-2	.000	1-1	1.000	0	0	0	2.3	3	2	3	1	5	9.3		
vs Furman	11/20/2022		24:44	2-4	.500	0-1	.000	3-4	.750	0	2	2	2.2	2	0	1	0	7	8.8		
USC Upstate	11/25/2022	*	37:47	5-12	.417	0-3	.000	0-1	.000	0	2	2	2.2	2	2	0	0	10	9.0		
at George Washington	11/30/2022	*	24:55	0-5	.000	0-2	.000	0-0	.000	1	3	4	2.4	0	4	0	0	1	0	7.7	
at Georgetown	12/03/2022		31:25	2-3	.667	0-1	.000	2-2	1.000	0	3	3	2.5	4	1	1	0	6	7.5		
Presbyterian	12/11/2022		23:56	3-5	.600	0-0	.000	0-1	.000	0	0	0	2.2	0	3	0	0	6	7.3		
at UAB	12/14/2022		19:51	3-7	.429	0-2	.000	0-0	.000	1	1	2	2.2	3	0	2	0	6	7.2		
vs East Carolina	12/17/2022		30:23	1-5	.200	0-2	.000	0-0	.000	1	0	1	2.1	1	2	1	0	1	2	6.7	
Western Ky.	12/22/2022		31:38	1-6	.167	1-5	.200	0-0	.000	0	5	5	2.3	0	3	1	0	0	3	6.4	
Eastern Mich.	12/30/2022		28:18	2-6	.333	1-2	.500	0-0	.000	0	6	6	2.6	2	3	1	0	1	5	6.3	
at Vanderbilt	01/03/2023		30:21	0-5	.000	0-3	.000	2-2	1.000	0	3	3	2.6	3	1	0	0	1	2	6.0	
Tennessee	01/07/2023		25:51	1-4	.250	1-3	.333	4-4	1.000	0	0	0	2.5	0	0	1	0	0	7	6.1	
at Kentucky	01/10/2023		17:00	1-3	.333	0-0	.000	2-2	1.000	3	0	3	2.5	1	0	0	0	1	4	5.9	
Texas A&M	01/14/2023		24:38	1-4	.250	0-1	.000	2-4	.500	0	1	1	2.4	1	1	0	0	2	4	5.8	
Ole Miss	01/17/2023		24:31	1-4	.250	1-3	.333	0-0	.000	0	1	1	2.3	2	0	0	0	0	3	5.7	
Auburn	01/21/2023	*	19:18	0-1	.000	0-0	.000	0-0	.000	0	2	2	2.3	1	0	1	0	0	0	5.4	
at Florida	01/25/2023	*	25:31	1-7	.143	0-1	.000	0-0	.000	0	1	1	2.3	0	2	0	0	2	2	5.2	
at Georgia	01/28/2023		32:19	4-8	.500	4-5	.800	1-2	.500	0	1	1	2.2	4	2	1	0	0	13	5.6	
Mississippi St.	01/31/2023		29:56	3-10	.300	1-4	.250	0-0	.000	1	0	1	2.1	3	2	1	0	0	7	5.6	
Arkansas	02/04/2023		27:33	2-5	.400	0-1	.000	0-0	.000	0	1	1	2.1	2	0	0	0	0	4	5.6	
at Missouri	02/07/2023	*	32:51	3-6	.500	2-4	.500	3-4	.750	0	1	1	2.0	2	4	5	0	2	11	5.8	
at Ole Miss	02/11/2023	*	35:22	6-9	.667	3-5	.600	2-2	1.000	1	4	5	2.2	4	4	3	0	1	17	6.2	
Vanderbilt	02/14/2023	*	33:05	1-6	.167	0-1	.000	3-4	.750	0	2	2	2.2	3	3	1	0	0	5	6.2	
at LSU	02/18/2023	*	32:33	5-9	.556	5-8	.625	3-4	.750	0	2	2	2.1	4	2	3	0	0	18	6.6	
Alabama	02/22/2023	*	37:16	7-10	.700	0-1	.000	4-4	1.000	0	2	2	2.1	3	1	0	0	0	18	7.0	
at Tennessee	02/25/2023	*	33:58	3-8	.375	0-1	.000	1-2	.500	0	1	1	2.1	1	3	0	0	0	7	7.0	
at Mississippi St.	02/28/2023	*	36:12	3-7	.429	1-3	.333	1-2	.500	2	2	4	2.2	1	0	0	0	0	8	7.1	
Georgia	03/04/2023	*	33:52	4-8	.500	1-3	.333	5-8	.625	0	1	1	2.1	1	0	2	0	2	14	7.3	
Totals			14	904:55	78-197	.396	28-78	.359	42-57	.737	14	52	66	2.1	55	53	30	1	16	226	7.3

Player Averages

Games Played	Minutes/game	Points/game	FG Pct	3FG Pct	FT Pct	Rebounds/game	Assists/game	Turnovers/game	Assist/Turnover ratio	Steals/game	Blocks/game
31	29.2	7.3	39.6	35.9	73.7	2.1	1.7	1.0	1.8	0.5	0.0

PLAYER BIO

2022-23

- 14 points in 34 minutes in 61-55 win over Georgia (March 4) ; hit 3-of-4 FTs late to seal the Senior Day victory
- Matched career-high with 18 points vs. No. 2/2 Alabama (Feb. 22) ; was an efficient 7-of-10 and made several crucial buckets late in the tight overtime loss
- Had career-high 18 points and knocked down 5-of-8 from 3 (career-best) in 82-73 win at LSU (Feb. 18)
- Scored 17 points in 64-61 road win at Ole Miss (Feb. 11) ; went 6-of-9 from the field and 3-of-5 from downtown ; also led the team with four assists
- Started at Missouri (Feb. 7) and had 11 points, four assists and pair of steals
- Had 13 points off bench at Georgia, knocking down a career-high four 3s ; first double-figure outing in SEC play of career
- Started and scored 10 points in 38 minutes in victory over USC Upstate (Nov. 25)
- Played career high 39 minutes vs. Davidson (Nov. 18)
- Had 10 points and four rebounds off the bench in a 60-58 rivalry game win vs. Clemson (Nov. 11)
- Tallied career-high 14 points in a 80-77 win vs. SC State (Nov. 8) ; led the team with four assists and also had five rebounds

2021-22

- Appeared in 31 games making nine starts in first season on campus
- Averaged 3.4 points, 1.8 assists and 1.6 rebounds per game
- Scored season-high 11 points at Coastal Carolina (Dec. 1) and vs. Army (Dec. 22)
- Had eight points, six rebounds and six assists (both season highs) in a 80-67 win vs. Georgetown (Dec. 5)
- Logged four games in SEC play with four assists ; team was 4-0 in those games
- Named to the SEC Community Service Team

PRE-SOUTH CAROLINA

- > A four star prospect according to ESPN.com and the No. 4 prospect in the state
- > Spent junior and senior seasons at Legacy Early College High School
- > Averaged 16.4 points, 3.6 rebounds, 3.7 assists and 1.2 steals per game as a senior; team captain as a senior
- > As a junior, averaged 17.4 points, 3.7 rebounds, 5.3 assists and 1.7 steals per game
- > Spent sophomore season at Fort Mill High School, averaging 25.3 points per game

Personal

- > Son of Chris and Mikisha Wright
- > Has a sister, Kiana
- > His advice to young people is "believe in yourself, or nobody else will, everyone's journey is different."
- > Chose South Carolina because "it feels like home, the family environment. I felt like I fit the system, and I felt like the coaching staff and style fit me. I wanted to play at the highest level in the SEC."
- > Began playing basketball at the age of five
- > Lists Devin Booker as his favorite professional basketball player
- > A sport and entertainment management major

CAREER STATS

SEASON	TEAM	GP-GS	MIN/AVG	Field Goals FG-FGA FG%	3-Point 3FG-3FGA 3FG%	F-Throws FT-FTA FT%	Rebounds OFF DEF TOT AVG	Scoring PF-FO A TO BLK STL PTS AVG
2021-22	USC	30-9	465/15.5	36-113 .319	11-43 .256	20-28 .714	7 40 47 1.6	36-0 55 38 1 15 103 3.4
2022-23	USC	31-14	905/29.2	78-197 .396	28-78 .359	42-57 .737	14 52 66 2.1	55-0 53 30 1 16 226 7.3
TOTAL		61-23	1369/22.4	114-310 .368	39-121 .322	62-85 .729	21 92 113 1.9	91-0 108 68 2 31 329 5.4



2022-23 South Carolina Men's Basketball Combined Team Statistics All games

Page 1/1
as of Mar 04, 2023

Game Records

Record	Overall	Home	Away	Neutral
ALL GAMES	11-20	7-8	4-8	0-4
CONFERENCE	4-14	1-8	3-6	0-0
NON-CONFERENCE	7-6	6-0	1-2	0-4

Score by Periods

Team	1st	2nd	OT	TOT
South Carolina	898	1066	34	1998
Opponents	1096	1120	41	2257

Team Box Score

No.	Player				Total		3-Point		F-Throw		Rebounds														
		GP-GS	MIN	AVG	FG-FGA	FG%	3FG-3FGA	3FG%	FT-FTA	FT%	OFF	DEF	TOT	AVG	PF	DQ	A	TO	BLK	STL	PTS	AVG			
23	JACKSON II, Gregory "GG"	31-28	988:40	31.9	167-441	.379	53-164	.323	82-122	.672	48	137	185	6.0	44	0	26	84	26	24	469	15.1			
5	JOHNSON, Meechie	29-28	964:19	33.3	122-336	.363	68-206	.330	55-72	.764	19	88	107	3.7	52	1	104	69	1	20	367	12.7			
10	BROWN, Hayden	30-30	898:32	30.0	127-293	.433	23-107	.215	66-100	.660	49	97	146	4.9	104	10	37	62	12	31	343	11.4			
2	CARTER, JR., Chico	25-25	769:20	30.8	89-189	.471	49-103	.476	17-27	.630	9	36	45	1.8	42	2	40	39	1	15	244	9.8			
1	WRIGHT, Jacobi	31-14	904:55	29.2	78-197	.396	28-78	.359	42-57	.737	14	52	66	2.1	55	0	53	30	1	16	226	7.3			
33	GRAY, Josh	31-14	519:05	16.7	56-108	.519	0-1	.000	24-52	.462	86	109	195	6.3	73	1	15	31	27	8	136	4.4			
30	HANKINS-SANFORD, Daniel	21-0	168:58	8.0	21-60	.350	2-10	.200	7-13	.538	23	21	44	2.1	14	0	4	11	1	3	51	2.4			
12	DAVIS, Zachary	29-2	398:40	13.7	26-65	.400	6-34	.176	8-12	.667	15	48	63	2.2	31	0	21	17	5	20	66	2.3			
31	BOSMANS-VERDONK, Benjamin	30-14	456:02	15.2	22-56	.393	0-0	.000	16-27	.593	53	40	93	3.1	67	1	34	39	7	11	60	2.0			
14	SPARKMAN, Eli	11-0	63:49	5.8	4-8	.500	4-7	.571	2-2	1.000	2	5	7	0.6	5	0	3	2	0	2	14	1.3			
44	COOPER JR., Ford	18-0	131:04	7.3	5-23	.217	4-19	.211	2-2	1.000	2	11	13	0.7	11	0	3	4	0	1	16	0.9			
21	BENSON, Ja'Von	6-0	17:48	3.0	1-9	.111	1-5	.200	0-0	.000	0	5	5	0.8	1	0	0	2	1	0	3	0.5			
4	MINOTT, Tre-Vaughn	7-0	18:47	2.7	1-1	1.000	0-0	.000	1-3	.333	0	2	2	0.3	1	0	0	0	2	0	3	0.4			
Team											50	39	89					21							
Total		31	6300		719-1786	.403	238-734	.324	322-489	.658	370	690	1060	34.2	500	15	340	411	84	151	1998	64.5			
Opponents		31	6300		839-1799	.466	219-652	.336	360-533	.675	330	751	1081	34.9	469	5	456	325	110	226	2257	72.8			

Team Statistics

	USC	OPP
Scoring	1998	2257
Points per game	64.5	72.8
Scoring margin	-8.4	-
Field goals-att	719-1786	839-1799
Field goal pct	.403	.466
3 point fg-att	238-734	219-652
3-point FG pct	.324	.336
3-pt FG made per game	7.7	7.1
Free throws-att	322-489	360-533
Free throw pct	.658	.675
F-Throws made per game	10.4	11.6
Rebounds	1060	1081
Rebounds per game	34.2	34.9
Rebounding margin	-0.7	-
Assists	340	456
Assists per game	11.0	14.7
Turnovers	411	325
Turnovers per game	13.3	10.5
Turnover margin	-2.8	-
Assist/turnover ratio	0.8	1.4
Steals	151	226
Steals per game	4.9	7.3
Blocks	84	110
Blocks per game	2.7	3.5
Winning streak	1	-
Home win streak	1	-
Attendance	157053	108159
Home games-Avg/Game	15-10470	12-9013
Neutral site-Avg/Game	-	4-3554

Team Results

Date	Opponent		Score	Att.
11/08/2022	South Carolina St.	W	80-77	12012
11/11/2022	Clemson	W	60-58	13380
11/17/2022	vs Colorado St.	L	53-85	5017
11/18/2022	vs Davidson	L	60-69	3459
11/20/2022	vs Furman	L	60-79	1621
11/25/2022	USC Upstate	W	68-53	9347
11/30/2022	at George Washington	L	55-79	2216
12/03/2022	at Georgetown	Wot	74-71	5391
12/11/2022	Presbyterian	W	68-57	9276
12/14/2022	at UAB	L	70-84	5126
12/17/2022	vs East Carolina	L	56-64	4117
12/22/2022	Western Ky.	W	65-58	9163
12/30/2022	Eastern Mich.	W	74-64	9023
01/03/2023	at Vanderbilt	Lot	79-84	6344
01/07/2023	Tennessee	L	42-85	10704
01/10/2023	at Kentucky	W	71-68	19393
01/14/2023	Texas A&M	L	53-94	10883
01/17/2023	Ole Miss	L	58-70	9171
01/21/2023	Auburn	L	66-81	13048
01/25/2023	at Florida	L	60-81	7831
01/28/2023	at Georgia	Lot	78-81	10523
01/31/2023	Mississippi St.	L	51-66	9129
02/04/2023	Arkansas	L	63-65	11558
02/07/2023	at Missouri	L	74-83	8830
02/11/2023	at Ole Miss	W	64-61	5928
02/14/2023	Vanderbilt	L	64-75	8906
02/18/2023	at LSU	W	82-73	9024
02/22/2023	Alabama	Lot	76-78	11242
02/25/2023	at Tennessee	L	45-85	20273
02/28/2023	at Mississippi St.	L	68-74	7280
03/04/2023	Georgia	W	61-55	10211



2022-23 South Carolina Men's Basketball Combined Team Statistics In Conference games

Page 1/1
as of Mar 04, 2023

Game Records

Record	Overall	Home	Away	Neutral
ALL GAMES	4-14	1-8	3-6	0-0
CONFERENCE	4-14	1-8	3-6	0-0
NON-CONFERENCE	0-0	0-0	0-0	0-0

Score by Periods

Team	1st	2nd	OT	TOT
South Carolina	517	613	25	1155
Opponents	652	672	35	1359

Team Box Score

No.	Player				Total		3-Point		F-Throw		Rebounds													
		GP-GS	MIN	AVG	FG-FGA	FG%	3FG-3FGA	3FG%	FT-FTA	FT%	OFF	DEF	TOT	AVG	PF	DQ	A	TO	BLK	STL	PTS	AVG		
23	JACKSON II, Gregory "GG"	18-15	555:59	30.9	83-242	.343	28-97	.289	52-76	.684	19	68	87	4.8	20	0	18	50	13	14	246	13.7		
5	JOHNSON, Meechie	18-18	623:36	34.6	80-214	.374	42-127	.331	44-50	.880	10	50	60	3.3	35	1	63	48	0	11	246	13.7		
10	BROWN, Hayden	17-17	489:18	28.8	74-167	.443	13-61	.213	32-49	.653	31	44	75	4.4	63	8	23	34	4	21	193	11.4		
2	CARTER, JR., Chico	13-13	395:40	30.4	39-87	.448	21-48	.438	9-12	.750	4	20	24	1.8	25	2	19	22	1	7	108	8.3		
1	WRIGHT, Jacobi	18-10	532:07	29.6	46-114	.404	19-47	.404	33-44	.750	7	25	32	1.8	36	0	25	18	0	11	144	8.0		
33	GRAY, Josh	18-14	372:01	20.7	44-86	.512	0-1	.000	17-37	.459	61	82	143	7.9	45	0	10	24	14	7	105	5.8		
12	DAVIS, Zachary	18-1	265:53	14.8	17-39	.436	5-20	.250	8-11	.727	6	31	37	2.1	24	0	16	11	4	15	47	2.6		
30	HANKINS-SANFORD, Daniel	12-0	86:51	7.2	12-29	.414	2-6	.333	1-1	1.000	7	5	12	1.0	9	0	1	4	0	3	27	2.3		
14	SPARKMAN, Eli	7-0	46:38	6.7	4-6	.667	4-6	.667	0-0	.000	2	5	7	1.0	3	0	0	1	0	1	12	1.7		
44	COOPER JR., Ford	8-0	50:03	6.3	3-10	.300	3-9	.333	0-0	.000	1	3	4	0.5	4	0	1	3	0	0	9	1.1		
31	BOSMANS-VERDONK, Benjamin	18-2	232:60	12.9	4-15	.267	0-0	.000	7-10	.700	21	19	40	2.2	39	1	15	16	4	4	15	0.8		
4	MINOTT, Tre-Vaughn	5-0	15:22	3.1	1-1	1.000	0-0	.000	1-3	.333	0	2	2	0.4	0	0	0	0	2	0	3	0.6		
21	BENSON, Ja'Von	4-0	08:31	2.1	0-3	.000	0-1	.000	0-0	.000	0	2	2	0.5	0	0	0	2	1	0	0	0.0		
Team											28	26	54					13						
Total		18	3675		407-1013	.402	137-423	.324	204-293	.696	197	382	579	32.2	303	12	191	246	43	94	1155	64.2		
Opponents		18	3675		494-1046	.472	122-374	.326	249-359	.694	210	441	651	36.2	270	3	276	185	71	138	1359	75.5		

Team Statistics

	USC	OPP
Scoring	1155	1359
Points per game	64.2	75.5
Scoring margin	-11.3	-
Field goals-att	407-1013	494-1046
Field goal pct	.402	.472
3 point fg-att	137-423	122-374
3-point FG pct	.324	.326
3-pt FG made per game	7.6	6.8
Free throws-att	204-293	249-359
Free throw pct	.696	.694
F-Throws made per game	11.3	13.8
Rebounds	579	651
Rebounds per game	32.2	36.2
Rebounding margin	-4.0	-
Assists	191	276
Assists per game	10.6	15.3
Turnovers	246	185
Turnovers per game	13.7	10.3
Turnover margin	-3.4	-
Assist/turnover ratio	0.8	1.5
Steals	94	138
Steals per game	5.2	7.7
Blocks	43	71
Blocks per game	2.4	3.9
Winning streak	1	-
Home win streak	1	-
Attendance	94852	95426
Home games-Avg/Game	9-10539	9-10603
Neutral site-Avg/Game	-	0-0

Team Results

Date	Opponent		Score	Att.
01/03/2023	at Vanderbilt	Lot	79-84	6344
01/07/2023	Tennessee	L	42-85	10704
01/10/2023	at Kentucky	W	71-68	19393
01/14/2023	Texas A&M	L	53-94	10883
01/17/2023	Ole Miss	L	58-70	9171
01/21/2023	Auburn	L	66-81	13048
01/25/2023	at Florida	L	60-81	7831
01/28/2023	at Georgia	Lot	78-81	10523
01/31/2023	Mississippi St.	L	51-66	9129
02/04/2023	Arkansas	L	63-65	11558
02/07/2023	at Missouri	L	74-83	8830
02/11/2023	at Ole Miss	W	64-61	5928
02/14/2023	Vanderbilt	L	64-75	8906
02/18/2023	at LSU	W	82-73	9024
02/22/2023	Alabama	Lot	76-78	11242
02/25/2023	at Tennessee	L	45-85	20273
02/28/2023	at Mississippi St.	L	68-74	7280
03/04/2023	Georgia	W	61-55	10211



**2022-23 South Carolina Men's Basketball
Category Leaders
All games**

Page 1/3
as of Mar 04, 2023

Points

##	Player	G	Pts	Pts/G
23	Jackson II, Gregory "GG"	31	469	15.1
5	Johnson, Meechie	29	367	12.7
10	Brown, Hayden	30	343	11.4
2	Carter, Jr., Chico	25	244	9.8
1	Wright, Jacobi	31	226	7.3
33	Gray, Josh	31	136	4.4
12	Davis, Zachary	29	66	2.3
31	Bosmans-Verdonk, Benjamin	30	60	2.0
30	Hankins-Sanford, Daniel	21	51	2.4
44	Cooper Jr., Ford	18	16	0.9
14	Sparkman, Eli	11	14	1.3
21	Benson, Ja'Von	6	3	0.5
4	Minott, Tre-Vaughn	7	3	0.4

Scoring Average

##	Player	G	Pts	Pts/G
23	Jackson II, Gregory "GG"	31	469	15.1
5	Johnson, Meechie	29	367	12.7
10	Brown, Hayden	30	343	11.4
2	Carter, Jr., Chico	25	244	9.8
1	Wright, Jacobi	31	226	7.3
33	Gray, Josh	31	136	4.4
30	Hankins-Sanford, Daniel	21	51	2.4
12	Davis, Zachary	29	66	2.3
31	Bosmans-Verdonk, Benjamin	30	60	2.0
14	Sparkman, Eli	11	14	1.3
44	Cooper Jr., Ford	18	16	0.9
21	Benson, Ja'Von	6	3	0.5
4	Minott, Tre-Vaughn	7	3	0.4

Field Goal Percentage

##	Player	FG	Att	Pct
4	Minott, Tre-Vaughn	1	1	1.000
33	Gray, Josh	56	108	.519
14	Sparkman, Eli	4	8	.500
2	Carter, Jr., Chico	89	189	.471
10	Brown, Hayden	127	293	.433
12	Davis, Zachary	26	65	.400
1	Wright, Jacobi	78	197	.396
31	Bosmans-Verdonk, Benjamin	22	56	.393
23	Jackson II, Gregory "GG"	167	441	.379
5	Johnson, Meechie	122	336	.363
30	Hankins-Sanford, Daniel	21	60	.350
44	Cooper Jr., Ford	5	23	.217
21	Benson, Ja'Von	1	9	.111

Field Goal Attempts

##	Player	G	Att	Att/G
23	Jackson II, Gregory "GG"	31	441	14.2
5	Johnson, Meechie	29	336	11.6
10	Brown, Hayden	30	293	9.8
1	Wright, Jacobi	31	197	6.4
2	Carter, Jr., Chico	25	189	7.6

Field Goals Made

##	Player	G	Made	Made/G
23	Jackson II, Gregory "GG"	31	167	5.4
10	Brown, Hayden	30	127	4.2
5	Johnson, Meechie	29	122	4.2
2	Carter, Jr., Chico	25	89	3.6
1	Wright, Jacobi	31	78	2.5

3-Point FG Percentage

##	Player	3FG	Att	Pct
14	Sparkman, Eli	4	7	.571
2	Carter, Jr., Chico	49	103	.476
1	Wright, Jacobi	28	78	.359
5	Johnson, Meechie	68	206	.330
23	Jackson II, Gregory "GG"	53	164	.323
10	Brown, Hayden	23	107	.215
44	Cooper Jr., Ford	4	19	.211
30	Hankins-Sanford, Daniel	2	10	.200
21	Benson, Ja'Von	1	5	.200
12	Davis, Zachary	6	34	.176

3-Point FG Attempts

##	Player	G	Att	Att/G
5	Johnson, Meechie	29	206	7.1
23	Jackson II, Gregory "GG"	31	164	5.3
10	Brown, Hayden	30	107	3.6
2	Carter, Jr., Chico	25	103	4.1
1	Wright, Jacobi	31	78	2.5

3-Point FG Made

##	Player	G	Made	Made/G
5	Johnson, Meechie	29	68	2.3
23	Jackson II, Gregory "GG"	31	53	1.7
2	Carter, Jr., Chico	25	49	2.0
1	Wright, Jacobi	31	28	0.9
10	Brown, Hayden	30	23	0.8



2022-23 South Carolina Men's Basketball
Category Leaders
All games

Page 2/3
as of Mar 04, 2023

Free Throw Percentage

##	Player	Made	Att	Pct
44	Cooper Jr., Ford	2	2	1.000
14	Sparkman, Eli	2	2	1.000
5	Johnson, Meechie	55	72	.764
1	Wright, Jacobi	42	57	.737
23	Jackson II, Gregory "GG"	82	122	.672
12	Davis, Zachary	8	12	.667
10	Brown, Hayden	66	100	.660
2	Carter, Jr., Chico	17	27	.630
31	Bosmans-Verdonk, Benjamin	16	27	.593
30	Hankins-Sanford, Daniel	7	13	.538
33	Gray, Josh	24	52	.462
4	Minott, Tre-Vaughn	1	3	.333

Free Throw Attempts

##	Player	G	Att	Att/G
23	Jackson II, Gregory "GG"	31	122	3.9
10	Brown, Hayden	30	100	3.3
5	Johnson, Meechie	29	72	2.5
1	Wright, Jacobi	31	57	1.8
33	Gray, Josh	31	52	1.7

Free Throws Made

##	Player	G	Made	Made/G
23	Jackson II, Gregory "GG"	31	82	2.6
10	Brown, Hayden	30	66	2.2
5	Johnson, Meechie	29	55	1.9
1	Wright, Jacobi	31	42	1.4
33	Gray, Josh	31	24	0.8

Rebounds

##	Player	G	Reb	Reb/G
33	Gray, Josh	31	195	6.3
23	Jackson II, Gregory "GG"	31	185	6.0
10	Brown, Hayden	30	146	4.9
5	Johnson, Meechie	29	107	3.7
31	Bosmans-Verdonk, Benjamin	30	93	3.1

Assists

##	Player	G	Ast	Ast/G
5	Johnson, Meechie	29	104	3.6
1	Wright, Jacobi	31	53	1.7
2	Carter, Jr., Chico	25	40	1.6
10	Brown, Hayden	30	37	1.2
31	Bosmans-Verdonk, Benjamin	30	34	1.1

Rebounds Average

##	Player	G	Reb	Reb/G
33	Gray, Josh	31	195	6.3
23	Jackson II, Gregory "GG"	31	185	6.0
10	Brown, Hayden	30	146	4.9
5	Johnson, Meechie	29	107	3.7
31	Bosmans-Verdonk, Benjamin	30	93	3.1

Steals

##	Player	G	Stl	Stl/G
10	Brown, Hayden	30	31	1.0
23	Jackson II, Gregory "GG"	31	24	0.8
5	Johnson, Meechie	29	20	0.7
12	Davis, Zachary	29	20	0.7
1	Wright, Jacobi	31	16	0.5

Offensive Rebounds

##	Player	G	OReb	OReb/G
33	Gray, Josh	31	86	2.8
31	Bosmans-Verdonk, Benjamin	30	53	1.8
10	Brown, Hayden	30	49	1.6
23	Jackson II, Gregory "GG"	31	48	1.5
30	Hankins-Sanford, Daniel	21	23	1.1

Blocked Shots

##	Player	G	Blk	Blk/G
33	Gray, Josh	31	27	0.9
23	Jackson II, Gregory "GG"	31	26	0.8
10	Brown, Hayden	30	12	0.4
31	Bosmans-Verdonk, Benjamin	30	7	0.2
12	Davis, Zachary	29	5	0.2

Defensive Rebounds

##	Player	G	DReb	DReb/G
23	Jackson II, Gregory "GG"	31	137	4.4
33	Gray, Josh	31	109	3.5
10	Brown, Hayden	30	97	3.2
5	Johnson, Meechie	29	88	3.0
1	Wright, Jacobi	31	52	1.7

Minutes

##	Player	G	Min	Min/G
23	Jackson II, Gregory "GG"	31	989	31:54
5	Johnson, Meechie	29	964	33:15
1	Wright, Jacobi	31	905	29:11
10	Brown, Hayden	30	899	29:57
2	Carter, Jr., Chico	25	769	30:46

Fouls

##	Player	G	PF	PF/G
10	Brown, Hayden	30	104	3.5
33	Gray, Josh	31	73	2.4
31	Bosmans-Verdonk, Benjamin	30	67	2.2
1	Wright, Jacobi	31	55	1.8
5	Johnson, Meechie	29	52	1.8

Turnovers

##	Player	G	TO	TO/G
23	Jackson II, Gregory "GG"	31	84	2.7
5	Johnson, Meechie	29	69	2.4
10	Brown, Hayden	30	62	2.1
2	Carter, Jr., Chico	25	39	1.6
31	Bosmans-Verdonk, Benjamin	30	39	1.3



2022-23 South Carolina Men's Basketball
Category Leaders
All games

Page 3/3
as of Mar 04, 2023

Foul Outs

##	Player	G	FO
10	Brown, Hayden	30	10
2	Carter, Jr., Chico	25	2
5	Johnson, Meechie	29	1
33	Gray, Josh	31	1
31	Bosmans-Verdonk, Benjamin	30	1



**2022-23 South Carolina Men's Basketball
Player Highs Analysis
All games**

Page 1/4
as of Mar 04, 2023

South Carolina - Individual Game Highs

POINTS	30		Gregory "GG" Jackson II vs Auburn (01/21/2023)
	26		Meechie Johnson at Kentucky (01/10/2023)
	26		Chico Carter, Jr. vs Davidson (N) (11/18/2022)
	25		Meechie Johnson vs Western Ky. (12/22/2022)
	24		Chico Carter, Jr. at Vanderbilt (01/03/2023)
	24		Gregory "GG" Jackson II vs Eastern Mich. (12/30/2022)
FIELD GOALS MADE	10		Gregory "GG" Jackson II vs Auburn (01/21/2023)
	9		Josh Gray vs Arkansas (02/04/2023)
	9		Meechie Johnson at Kentucky (01/10/2023)
	9		Chico Carter, Jr. at Vanderbilt (01/03/2023)
	9		Gregory "GG" Jackson II vs Eastern Mich. (12/30/2022)
	9		Gregory "GG" Jackson II at Georgetown (12/03/2022)
FIELD GOAL ATTEMPTS	9		Chico Carter, Jr. vs Davidson (N) (11/18/2022)
	21		Gregory "GG" Jackson II vs Auburn (01/21/2023)
	20		Gregory "GG" Jackson II vs Alabama (02/22/2023)
	20		Gregory "GG" Jackson II vs Ole Miss (01/17/2023)
	.857	(6-7)	Chico Carter, Jr. vs Eastern Mich. (12/30/2022)
	.714	(5-7)	Josh Gray at Mississippi St. (02/28/2023)
3 PT FG MADE	6		Meechie Johnson at Kentucky (01/10/2023)
	6		Meechie Johnson vs Western Ky. (12/22/2022)
	6		Chico Carter, Jr. vs Davidson (N) (11/18/2022)
3 PT FG ATTEMPTS	11		Meechie Johnson vs Western Ky. (12/22/2022)
	10		Gregory "GG" Jackson II at LSU (02/18/2023)
	10		Meechie Johnson at Kentucky (01/10/2023)
	10		Meechie Johnson at Georgetown (12/03/2022)
3 PT FG PERCENTAGE (min 2 made)	1.000	(4-4)	Chico Carter, Jr. at UAB (12/14/2022)
	1.000	(2-2)	Gregory "GG" Jackson II at Kentucky (01/10/2023)
	1.000	(2-2)	Jacobi Wright vs Clemson (11/11/2022)
	1.000	(2-2)	Gregory "GG" Jackson II vs South Carolina St. (11/08/2022)
FREE THROWS MADE	11		Gregory "GG" Jackson II at Mississippi St. (02/28/2023)
	9		Hayden Brown vs South Carolina St. (11/08/2022)
FREE THROW ATTEMPTS	12		Hayden Brown vs South Carolina St. (11/08/2022)
	11		Meechie Johnson vs Georgia (03/04/2023)
	11		Gregory "GG" Jackson II at Mississippi St. (02/28/2023)
FREE THROW PERCENTAGE (min 3 made)	1.000	(11-11)	Gregory "GG" Jackson II at Mississippi St. (02/28/2023)
	1.000	(7-7)	Hayden Brown at LSU (02/18/2023)
	1.000	(6-6)	Gregory "GG" Jackson II at LSU (02/18/2023)
	1.000	(6-6)	Meechie Johnson vs Vanderbilt (02/14/2023)
	1.000	(6-6)	Meechie Johnson vs Auburn (01/21/2023)
	1.000	(6-6)	Meechie Johnson vs Tennessee (01/07/2023)
	1.000	(4-4)	Jacobi Wright vs Alabama (02/22/2023)
	1.000	(4-4)	Chico Carter, Jr. vs Vanderbilt (02/14/2023)
	1.000	(4-4)	Jacobi Wright vs Tennessee (01/07/2023)
	1.000	(4-4)	Hayden Brown vs Davidson (N) (11/18/2022)
	1.000	(3-3)	Hayden Brown vs Georgia (03/04/2023)
	1.000	(3-3)	Hayden Brown vs East Carolina (N) (12/17/2022)
	1.000	(3-3)	Hayden Brown vs USC Upstate (11/25/2022)
	1.000	(3-3)	Daniel Hankins-Sanford vs South Carolina St. (11/08/2022)
REBOUNDS	16		Gregory "GG" Jackson II vs Western Ky. (12/22/2022)
	14		Josh Gray vs Arkansas (02/04/2023)
	14		Josh Gray vs Mississippi St. (01/31/2023)
ASSISTS	8		Meechie Johnson at Georgetown (12/03/2022)
	7		Meechie Johnson vs Georgia (03/04/2023)
	7		Meechie Johnson at UAB (12/14/2022)



2022-23 South Carolina Men's Basketball
Player Highs Analysis
All games

Page 2/4
as of Mar 04, 2023

South Carolina - Individual Game Highs

STEALS	4	Hayden Brown vs Arkansas (02/04/2023)
	4	Gregory "GG" Jackson II at Georgia (01/28/2023)
BLOCKED SHOTS	3	Gregory "GG" Jackson II at George Washington (11/30/2022)
	3	Hayden Brown vs Davidson (N) (11/18/2022)
	3	Josh Gray vs Clemson (11/11/2022)
TURNOVERS	7	Meechie Johnson vs Mississippi St. (01/31/2023)
	7	Gregory "GG" Jackson II at Georgia (01/28/2023)
	7	Benjamin Bosmans-Verdonk vs Clemson (11/11/2022)
FOULS	5	Meechie Johnson at Mississippi St. (02/28/2023)
	5	Hayden Brown vs Alabama (02/22/2023)
	5	Hayden Brown at LSU (02/18/2023)
	5	Hayden Brown vs Vanderbilt (02/14/2023)
	5	Hayden Brown at Georgia (01/28/2023)
	5	Hayden Brown at Florida (01/25/2023)
	5	Chico Carter, Jr. vs Auburn (01/21/2023)
	5	Hayden Brown vs Ole Miss (01/17/2023)
	5	Chico Carter, Jr. vs Ole Miss (01/17/2023)
	5	Hayden Brown at Kentucky (01/10/2023)
	5	Hayden Brown at Vanderbilt (01/03/2023)
	5	Benjamin Bosmans-Verdonk at Vanderbilt (01/03/2023)
	5	Hayden Brown at Georgetown (12/03/2022)
	5	Hayden Brown vs USC Upstate (11/25/2022)
	5	Josh Gray vs South Carolina St. (11/08/2022)



**2022-23 South Carolina Men's Basketball
Player Highs Analysis
All games**

Page 3/4
as of Mar 04, 2023

Opponent - Individual Game Highs

POINTS	41		Brandon Miller vs Alabama (02/22/2023)
	36		Emoni Bates vs Eastern Mich. (12/30/2022)
	28		Dayvion McKnight vs Western Ky. (12/22/2022)
	27		Johni Broome vs Auburn (01/21/2023)
	25		Cam Hayes at LSU (02/18/2023)
	25		KJ Buffen at UAB (12/14/2022)
FIELD GOALS MADE	14		Brandon Miller vs Alabama (02/22/2023)
	13		Emoni Bates vs Eastern Mich. (12/30/2022)
FIELD GOAL ATTEMPTS	25		Brandon Miller vs Alabama (02/22/2023)
	25		Emoni Bates vs Eastern Mich. (12/30/2022)
FIELD GOAL PERCENTAGE (min 5 made)	1.000	(10-10)	Olivier Nkamhoua vs Tennessee (01/07/2023)
	1.000	(5-5)	Uros Plavsic at Tennessee (02/25/2023)
3 PT FG MADE	8		Emoni Bates vs Eastern Mich. (12/30/2022)
	6		Brandon Miller vs Alabama (02/22/2023)
3 PT FG ATTEMPTS	15		Emoni Bates vs Eastern Mich. (12/30/2022)
	13		Brandon Miller vs Alabama (02/22/2023)
3 PT FG PERCENTAGE (min 2 made)	1.000	(3-3)	Liam Robbins vs Vanderbilt (02/14/2023)
	1.000	(2-2)	Jahmai Mashack at Tennessee (02/25/2023)
	1.000	(2-2)	James Moors vs Colorado St. (N) (11/17/2022)
FREE THROWS MADE	10		Kario Oquendo at Georgia (01/28/2023)
	10		Liam Robbins at Vanderbilt (01/03/2023)
FREE THROW ATTEMPTS	15		Kario Oquendo at Georgia (01/28/2023)
	15		Liam Robbins at Vanderbilt (01/03/2023)
FREE THROW PERCENTAGE (min 3 made)	1.000	(6-6)	Justin Hill vs Georgia (03/04/2023)
	1.000	(6-6)	Jusaun Holt at Georgia (01/28/2023)
	1.000	(6-6)	Jay Heath at Georgetown (12/03/2022)
	1.000	(5-5)	Kobe Brown at Missouri (02/07/2023)
	1.000	(5-5)	Jordan Walker at UAB (12/14/2022)
	1.000	(4-4)	Cameron Matthews at Mississippi St. (02/28/2023)
	1.000	(4-4)	Nick Honor at Missouri (02/07/2023)
	1.000	(4-4)	Sean East II at Missouri (02/07/2023)
	1.000	(4-4)	Will Richard at Florida (01/25/2023)
	1.000	(4-4)	Zep Jasper vs Auburn (01/21/2023)
	1.000	(4-4)	Jayveous McKinnis vs Ole Miss (01/17/2023)
	1.000	(4-4)	KJ Buffen at UAB (12/14/2022)
	1.000	(4-4)	Foster Loyer vs Davidson (N) (11/18/2022)
	1.000	(3-3)	Myreon Jones at Florida (01/25/2023)
	1.000	(3-3)	Johni Broome vs Auburn (01/21/2023)
	1.000	(3-3)	Eric Gaines at UAB (12/14/2022)
	1.000	(3-3)	James Bishop at George Washington (11/30/2022)
REBOUNDS	12		Oscar Tshiebwe at Kentucky (01/10/2023)
	11		Johni Broome vs Auburn (01/21/2023)
	11		Henry Coleman III vs Texas A&M (01/14/2023)
ASSISTS	12		Wendell Green Jr. vs Auburn (01/21/2023)
	11		Zakai Zeigler at Tennessee (02/25/2023)
STEALS	5		D'Moi Hodge at Missouri (02/07/2023)
	5		Jusaun Holt at Georgia (01/28/2023)
BLOCKED SHOTS	6		Liam Robbins at Vanderbilt (01/03/2023)
	4		Colin Castleton at Florida (01/25/2023)



2022-23 South Carolina Men's Basketball
Player Highs Analysis
All games

Page 4/4
as of Mar 04, 2023

Opponent - Individual Game Highs

TURNOVERS	6	Trae Broadnax vs USC Upstate (11/25/2022)
	4	Mardrez McBride vs Georgia (03/04/2023)
	4	Cameron Matthews at Mississippi St. (02/28/2023)
	4	Shakeel Moore vs Mississippi St. (01/31/2023)
	4	Terry Roberts at Georgia (01/28/2023)
	4	Wendell Green Jr. vs Auburn (01/21/2023)
	4	Javon Small vs East Carolina (N) (12/17/2022)
	4	Brendan Adams at George Washington (11/30/2022)
	4	James Bishop at George Washington (11/30/2022)
	4	Jalen Slawson vs Furman (N) (11/20/2022)
	4	Garrett Hien vs Furman (N) (11/20/2022)
FOULS	4	Foster Loyer vs Davidson (N) (11/18/2022)
	5	Matthew Murrell at Ole Miss (02/11/2023)
	5	Jason Jitoboh at Florida (01/25/2023)
	5	Niels Lane at Florida (01/25/2023)
	5	Jairus Hamilton vs Western Ky. (12/22/2022)
	5	Baylor Hebb vs Colorado St. (N) (11/17/2022)



2022-23 South Carolina Men's Basketball
Team High/Low Analysis
All games

Page 1/4
as of Mar 04, 2023

South Carolina - Game Highs

POINTS	82		at LSU (02/18/2023)
	80		South Carolina St. (11/08/2022)
	79		at Vanderbilt (01/03/2023)
	78		at Georgia (01/28/2023)
	76		Alabama (02/22/2023)
FIELD GOALS MADE	30		Alabama (02/22/2023)
	30		at Vanderbilt (01/03/2023)
FIELD GOAL ATTEMPTS	72		at Vanderbilt (01/03/2023)
	68		at Georgia (01/28/2023)
FIELD GOAL PERCENTAGE	.520	(26-50)	at Missouri (02/07/2023)
	.491	(27-55)	Presbyterian (12/11/2022)
3 PT FG MADE	15		at LSU (02/18/2023)
	13		at Georgia (01/28/2023)
3 PT FG ATTEMPTS	32		at LSU (02/18/2023)
	31		at Georgia (01/28/2023)
	31		at Georgetown (12/03/2022)
3 PT FG PERCENTAGE	.550	(11-20)	at Kentucky (01/10/2023)
	.469	(15-32)	at LSU (02/18/2023)
FREE THROWS MADE	21		South Carolina St. (11/08/2022)
	19		Georgia (03/04/2023)
	19		Auburn (01/21/2023)
FREE THROW ATTEMPTS	32		South Carolina St. (11/08/2022)
	31		Georgia (03/04/2023)
FREE THROW PERCENTAGE	.944	(17-18)	at LSU (02/18/2023)
	.941	(16-17)	at Mississippi St. (02/28/2023)
REBOUNDS	51		Western Ky. (12/22/2022)
	50		Clemson (11/11/2022)
ASSISTS	20		at LSU (02/18/2023)
	18		at Missouri (02/07/2023)
	18		at Georgetown (12/03/2022)
STEALS	10		Tennessee (01/07/2023)
	8		Mississippi St. (01/31/2023)
	8		vs Davidson (N) (11/18/2022)
BLOCKED SHOTS	7		vs Davidson (N) (11/18/2022)
	6		Georgia (03/04/2023)
TURNOVERS	19		Clemson (11/11/2022)
	18		Mississippi St. (01/31/2023)
	18		at Georgia (01/28/2023)
	18		Tennessee (01/07/2023)
FOULS	25		at Vanderbilt (01/03/2023)
	23		Auburn (01/21/2023)



2022-23 South Carolina Men's Basketball
Team High/Low Analysis
All games

Page 2/4
as of Mar 04, 2023

Opponent - Game Highs

POINTS	94		Texas A&M (01/14/2023)
	85		at Tennessee (02/25/2023)
	85		Tennessee (01/07/2023)
	85		vs Colorado St. (N) (11/17/2022)
	84		at Vanderbilt (01/03/2023)
	84		at UAB (12/14/2022)
FIELD GOALS MADE	36		at Tennessee (02/25/2023)
	35		Tennessee (01/07/2023)
	35		vs Colorado St. (N) (11/17/2022)
FIELD GOAL ATTEMPTS	68		Tennessee (01/07/2023)
	67		at UAB (12/14/2022)
FIELD GOAL PERCENTAGE	.583	(35-60)	vs Colorado St. (N) (11/17/2022)
	.581	(36-62)	at Tennessee (02/25/2023)
3 PT FG MADE	12		at Missouri (02/07/2023)
	12		at George Washington (11/30/2022)
	12		vs Furman (N) (11/20/2022)
3 PT FG ATTEMPTS	37		Vanderbilt (02/14/2023)
	28		Eastern Mich. (12/30/2022)
3 PT FG PERCENTAGE	.480	(12-25)	at Missouri (02/07/2023)
	.455	(10-22)	Tennessee (01/07/2023)
FREE THROWS MADE	23		at Georgia (01/28/2023)
	23		at Vanderbilt (01/03/2023)
FREE THROW ATTEMPTS	35		at Vanderbilt (01/03/2023)
	29		at Georgia (01/28/2023)
FREE THROW PERCENTAGE	.941	(16-17)	at UAB (12/14/2022)
	.923	(12-13)	Georgia (03/04/2023)
REBOUNDS	48		Vanderbilt (02/14/2023)
	48		Texas A&M (01/14/2023)
	48		Tennessee (01/07/2023)
ASSISTS	29		at Tennessee (02/25/2023)
	22		vs Furman (N) (11/20/2022)
STEALS	15		at Georgia (01/28/2023)
	13		Tennessee (01/07/2023)
	13		at Georgetown (12/03/2022)
BLOCKED SHOTS	9		at Florida (01/25/2023)
	7		at Vanderbilt (01/03/2023)
TURNOVERS	16		Georgia (03/04/2023)
	16		Mississippi St. (01/31/2023)
FOULS	24		South Carolina St. (11/08/2022)
	21		Georgia (03/04/2023)



**2022-23 South Carolina Men's Basketball
Team High/Low Analysis
All games**

Page 3/4
as of Mar 04, 2023

South Carolina - Game Lows

POINTS	42		Tennessee (01/07/2023)
	45		at Tennessee (02/25/2023)
	51		Mississippi St. (01/31/2023)
	53		Texas A&M (01/14/2023)
	53		vs Colorado St. (N) (11/17/2022)
FIELD GOALS MADE	12		Tennessee (01/07/2023)
	18		Mississippi St. (01/31/2023)
FIELD GOAL ATTEMPTS	48		Tennessee (01/07/2023)
	49		vs Furman (N) (11/20/2022)
FIELD GOAL PERCENTAGE	.250	(12-48)	Tennessee (01/07/2023)
	.311	(19-61)	vs Colorado St. (N) (11/17/2022)
3 PT FG MADE	2		Georgia (03/04/2023)
	4		at Tennessee (02/25/2023)
	4		Tennessee (01/07/2023)
	4		USC Upstate (11/25/2022)
3 PT FG ATTEMPTS	14		Georgia (03/04/2023)
	14		at Florida (01/25/2023)
3 PT FG PERCENTAGE	.143	(2-14)	Georgia (03/04/2023)
	.154	(4-26)	Tennessee (01/07/2023)
FREE THROWS MADE	3		at Tennessee (02/25/2023)
	5		at George Washington (11/30/2022)
FREE THROW ATTEMPTS	7		at Tennessee (02/25/2023)
	7		at Kentucky (01/10/2023)
FREE THROW PERCENTAGE	.429	(3-7)	at Tennessee (02/25/2023)
	.462	(6-13)	Clemson (11/11/2022)
REBOUNDS	16		Texas A&M (01/14/2023)
	21		Tennessee (01/07/2023)
ASSISTS	5		Tennessee (01/07/2023)
	6		vs East Carolina (N) (12/17/2022)
STEALS	2		at Mississippi St. (02/28/2023)
	2		Vanderbilt (02/14/2023)
	2		at Kentucky (01/10/2023)
	2		Western Ky. (12/22/2022)
BLOCKED SHOTS	0		at Georgetown (12/03/2022)
	1		Vanderbilt (02/14/2023)
	1		Mississippi St. (01/31/2023)
	1		Ole Miss (01/17/2023)
	1		at Kentucky (01/10/2023)
	1		at Vanderbilt (01/03/2023)
	1		vs East Carolina (N) (12/17/2022)
TURNOVERS	6		Presbyterian (12/11/2022)
	8		USC Upstate (11/25/2022)
FOULS	6		at Tennessee (02/25/2023)
	9		Presbyterian (12/11/2022)



**2022-23 South Carolina Men's Basketball
Team High/Low Analysis
All games**

Page 4/4
as of Mar 04, 2023

Opponent - Game Lows

POINTS	53		USC Upstate (11/25/2022)
	55		Georgia (03/04/2023)
	57		Presbyterian (12/11/2022)
	58		Western Ky. (12/22/2022)
	58		Clemson (11/11/2022)
FIELD GOALS MADE	19		Georgia (03/04/2023)
	20		at Ole Miss (02/11/2023)
	20		Western Ky. (12/22/2022)
FIELD GOAL ATTEMPTS	44		vs East Carolina (N) (12/17/2022)
	46		Presbyterian (12/11/2022)
FIELD GOAL PERCENTAGE	.364	(20-55)	Western Ky. (12/22/2022)
	.370	(20-54)	at Ole Miss (02/11/2023)
3 PT FG MADE	2		USC Upstate (11/25/2022)
	3		at Mississippi St. (02/28/2023)
	3		Mississippi St. (01/31/2023)
	3		Auburn (01/21/2023)
	3		at Kentucky (01/10/2023)
	3		Western Ky. (12/22/2022)
	3		at Georgetown (12/03/2022)
3 PT FG ATTEMPTS	10		at Kentucky (01/10/2023)
	12		Mississippi St. (01/31/2023)
	12		USC Upstate (11/25/2022)
3 PT FG PERCENTAGE	.136	(3-22)	Western Ky. (12/22/2022)
	.167	(3-18)	at Georgetown (12/03/2022)
	.167	(2-12)	USC Upstate (11/25/2022)
FREE THROWS MADE	3		at Tennessee (02/25/2023)
	3		USC Upstate (11/25/2022)
FREE THROW ATTEMPTS	6		at Tennessee (02/25/2023)
	7		Tennessee (01/07/2023)
	7		Presbyterian (12/11/2022)
FREE THROW PERCENTAGE	.333	(3-9)	USC Upstate (11/25/2022)
	.444	(4-9)	Eastern Mich. (12/30/2022)
REBOUNDS	25		Georgia (03/04/2023)
	25		Presbyterian (12/11/2022)
ASSISTS	4		Western Ky. (12/22/2022)
	6		Georgia (03/04/2023)
STEALS	3		Arkansas (02/04/2023)
	3		Ole Miss (01/17/2023)
	3		at Vanderbilt (01/03/2023)
	3		Presbyterian (12/11/2022)
	3		USC Upstate (11/25/2022)
BLOCKED SHOTS	0		at Mississippi St. (02/28/2023)
	1		at Missouri (02/07/2023)
	1		vs East Carolina (N) (12/17/2022)
	1		vs Davidson (N) (11/18/2022)
TURNOVERS	4		at Tennessee (02/25/2023)
	5		at Florida (01/25/2023)
FOULS	8		at Tennessee (02/25/2023)
	11		at Kentucky (01/10/2023)
	11		at George Washington (11/30/2022)