



SOUTH CAROLINA BASEBALL

South Carolina Baseball Contact: Kent Reichert - (803) 777-5257 - kent2@mailbox.sc.edu

2023 SOUTH CAROLINA SCHEDULE

FEBRUARY (9-0)

17	UMASS LOWELL (SECN+)	W, 20-3
18	UMASS LOWELL (SECN+)	W, 17-1
19	UMASS LOWELL (SECN+)	W, 12-1
21	WINTHROP (SECN+)	W, 19-3
22	QUEENS (SECN+)	W, 12-0
24	PENN (SECN+)	W, 7-4
25	PENN (SECN+)	W, 1-0
26	PENN (SECN+)	W, 6-5
28	NORTH CAROLINA A&T (SECN+)	W, 11-3

MARCH (17-3)

3	at Clemson (ACCNX)	L, 2-5
4	vs. Clemson (Fluor Field) (SECN+)	W, 11-9
5	CLEMSON (SECN+)	W, 7-1
7	THE CITADEL (SECN+)	W, 8-1
8	vs. USC Upstate (Fluor Field)(ESPN+)	W, 19-1
10	BETHUNE-COOKMAN (SECN+) W, 20-3 (7)	
11	BETHUNE-COOKMAN (SECN+)	W, 8-5
11	BETHUNE-COOKMAN (SECN+)	W, 10-3
14	PRESBYTERIAN (SECN+)	W, 5-0
18	at Georgia* (SECN+)	W, 5-4
18	at Georgia* (SECN+)	W, 12-2 (7)
19	at Georgia* (SEC NETWORK)	W, 12-1 (7)
21	at Charlotte (Truist Field) (ESPN+)	L, 2-6
24	No. 22 MISSOURI* (SEC NETWORK)	W, 9-8
25	No. 22 MISSOURI* (SECN+)	W, 8-1
25	No. 22 MISSOURI* (SECN+)	W, 5-4 (12)
28	at The Citadel (ESPN+)	W, 13-2 (7)
30	at Mississippi State* (SEC NETWORK)	W, 6-4
31	at Mississippi State* (SECN+)	L, 3-13 (7)

APRIL (10-5)

1	at Mississippi State* (SECN+)	W, 14-5
4	vs. No. 13 North Carolina (Truist Field)	W, 5-0
6	No. 1 LSU* (SECN+)	W, 13-5
7	No. 1 LSU* (SECN+)	L, 7-8
11	USC UPSTATE (SECN+)	W, 7-2
14	at No. 4 Vanderbilt* (SECN+)	W, 14-6
15	at No. 4 Vanderbilt* (SECN+)	L, 5-8
16	at No. 4 Vanderbilt* (SECN+)	L, 4-6
18	CHARLESTON SOUTHERN (SECN+) W, 10-4	
20	No. 3 FLORIDA* (ESPNU)	W, 13-3 (7)
21	No. 3 FLORIDA* (SECN+)	W, 5-2
22	No. 3 FLORIDA* (SECN+)	W, 7-5
28	AUBURN* (SECN+)	L, 3-8
29	AUBURN* (SECN+)	L, 5-9
30	AUBURN* (SEC NETWORK)	W, 8-7

MAY (1-3)

3	at Winthrop (ESPN+)	W, 6-1
5	at Kentucky* (SECN+)	L, 3-7
6	at Kentucky* (SECN+)	L, 7-14
7	at Kentucky* (SEC NETWORK)	L, 2-9
9	NORTH FLORIDA (SECN+)	4 p.m.
12	at Arkansas* (SECN+)	7:30 p.m.
13	at Arkansas* (SECN+)	7 p.m.
14	at Arkansas* (SECN+)	3 p.m.
16	CHARLOTTE (SECN+)	7 p.m.
18	TENNESSEE* (SECN+)	7 p.m.
19	TENNESSEE* (SECN+)	7 p.m.
20	TENNESSEE* (SEC NETWORK)	2 p.m.
23-28	at SEC Tournament (Hoover, Ala.)	TBA

JUNE

2-5	NCAA Regionals	TBA
9-12	NCAA Super Regionals	TBA
16-26	College World Series (Omaha, Neb.)	TBA

All times Eastern. Dates and times subject to change
* denotes SEC game
() denotes TV or Neutral Site game

#6 SOUTH CAROLINA (36-11) VS NORTH FLORIDA (25-23)

Dates: Tuesday, May 9
Times: 4 p.m.
Place: Founders Park, Columbia, S.C.

LIVE COVERAGE

Radio: Gamecock Radio Network/flagship 107.5 FM "The Game"
(Derek Scott, Tommy Moody)

Broadcast: SEC Network Plus

Internet: Additional coverage on Facebook, Instagram, & Twitter @GamecockBaseball



PROBABLE PITCHING ROTATION

Tuesday: RHP James Hicks (6-1, 3.97 ERA) vs. RHP Avery Love (0-2, 9.61 ERA)

FOR STARTERS

The University of South Carolina baseball team hosts North Florida in the midweek for a Tuesday afternoon (May 9) contest at Founders Park. First pitch is set for 4 p.m.

Tuesday's game will be streamed on SEC Network Plus. All games also will be broadcast on the Gamecocks Sports Network from Learfield with Derek Scott and Tommy Moody on the call.

The Gamecocks were swept at Kentucky this past weekend. Gavin Casas had three home runs in the three games to up his total to 19 on the season.

SCOUTING UNF

The Ospreys swept North Alabama this past weekend on the road. Jakob Runnels drove in four in Saturday's 9-3 victory. Austin Brinling is hitting .376 with 15 doubles and 25 RBI while Peter Holden leads the Ospreys with 70 strikeouts.

SERIES VS. UNF

Carolina has won all four meetings with North Florida, including last year's 4-2 win over the Ospreys on April 12. Josiah Sightler was a perfect 3-for-3 with two runs scored while Eli Jones struck out three in a 2.2 inning start.

CASAS GETS CLOSE TO 20

Gavin Casas belted three home runs on the weekend in Lexington, upping his total to 19 on the year. Casas and Ethan Petry (21) have a chance to be the first Gamecocks to both have 20 home runs in the same season since 1998 (Derick Urquhart, Tim Angiolini).

TIPPETT GOES YARD IN AUBURN WIN

Freshman Will Tippett belted a three-run home run to left field to give Carolina an 8-6 lead on its way to an 8-7 win over Auburn on Sunday afternoon (April 30). He then hit a home run in Carolina's 6-1 win over Winthrop on May 3. Tippett now has two home runs and eight RBI on the season.

PETRY MOVES INTO THE RECORD BOOK

Freshman Ethan Petry now has the freshman record for home runs (21) and RBI (68) after his two-run double on April 22 broke Justin Smoak's freshman RBI record, set in 2006. Petry now is two home runs away from breaking the SEC freshman mark set by Vanderbilt's Pedro Alvarez and Georgia's Charlie Condon.

FOLLOW ON SOCIAL MEDIA



@GAMECOCKBASEBALL // #GAMECOCKS
FACEBOOK.COM//GAMECOCKBASEBALL
WWW.GAMECOCKSONLINE.COM

SOUTH CAROLINA QUICK FACTS

GENERAL INFORMATION

Location.....Columbia, S.C.
 Enrollment..... 35,388
 Founded 1801
 University President.....Michael Amiridis
 Athletics Director.....Ray Tanner
 Faculty RepresentativeEva Monsma
 Conference.....Southeastern
 Nickname.....Gamecocks
 Colors.....Garnet & Black
 Mascot.....Cocky

TEAM INFORMATION

Head Coach.....Mark Kingston
 Alma Mater.....North Carolina, 1995
Record at South Carolina.....174-120 (5 years)
Career Record447-300-1 (14th Year)
 Associate Head Coach.....Monte Lee
 Assistant Coach.....Justin Parker
 Assistant Coach.....Scott Wingo
 Director of Player Development.....Mike Current
 Director of Operations.....Ryan West
 Director of Sport Performance.....Billy Anderson
 Athletics Trainer.....Cory Barton
 Academic Advisor.....Storm Blitz

2022 SEASON IN REVIEW/2023 OUTLOOK

2022 Overall Record.....27-28
 2022 SEC Record/Finish.....13-17/5th East
 2022 Postseason Finish.....0-1 at SEC Tournament
 Position Starters Returning/Lost.....6/3
 Pitchers Returning/Lost.....9/6
 Players Returning/Lost.....17/16

PROGRAM HISTORY

First Year of Baseball.....1892
 First Year in SEC.....1992
 All-Time Record.....2,742-1,652-17 (624)
 All-Time SEC Record.....500-399-1 (.556)
 SEC Championships.....3 (2000, 2002, 2011)
 SEC Conference Tournament Titles.....1 (2004)
 SEC East Titles7 (1999, 2000, 2002, 2003, 2011, 2012, 2016)
 National Championships.....2 (2010, 2011)
 NCAA Appearances/Last.....33/2021
 NCAA Tournament Record.....137-71
 College World Series Appearances/Last.....11/2012
 College World Series Record.....32-20

FACILITY INFORMATION

Stadium (Dimensions).....
Founders Park (L-325, C-400, R-325,A-375)
 Capacity...6,400 permanent seats (8,242 standing-room only)
 Press Box Phone.....803-777-6648

MEDIA INFORMATION

Assistant A.D. /Media Relations.....Steve Fink
 Associate Media Rel. Dir./Baseball Contact.....Kent Reichert
 Media Relations Main Phone.....803-777-5204
 Media Relations Fax.....803-777-2967
 Reichert Office Phone.....803-777-5257
 Reichert Cell Phone.....734-548-0878
 Reichert E-mail.....kenr2@mailbox.sc.edu
 Official Athletics Web Site...www.GamecocksOnline.com
 Official Baseball Twitter.....@GamecockBaseball
 Media Relations AddressUniversity of South Carolina
 Athletics

.....Rice Athletics Center
1304 Heyward Street
Columbia, SC 29208

SOUTH CAROLINA-UNF HEAD-TO-HEAD

Category	South Carolina	UNF
Games	47	48
Batting Average	.284	.292
At-Bats	1550	1676
Runs	408	348
Hits	440	490
Doubles	83	81
Triples	7	8
Home Runs	102	68
Slugging Pct.	.544	.472
On-Base Pct.	.424	.391
Stolen Bases	43-48	66-83
ERA	3.88	6.66
Innings	406.0	417.2
Earned Runs	175	309
Strikeouts	455	348
Walks	146	195
Hits	364	479
Fielding Pct.	.971	.963
Overall Record	36-11	25-23
Conference Record	14-9 SEC	11-13 ASUN
Current Streak	L3	W3
Last 5 Games	2-3	3-2
Last 10 Games	5-5	4-6

GAMECOCKS GETTING ON BASE

Not only are the Gamecocks third in the country in home runs, Carolina has been on base 394 times via the free pass (301 walks, 93 hit by pitches). That leads to a .424 team on-base percentage. Carson Hornung leads Carolina with 40 walks. Talmadge LeCroy has been hit 13 times. Carolina is fifth in the nation in walks and 11th in the country in hit by pitches. The Gamecocks also broke their single-season hit by pitch record in the April 30 game against Auburn. The previous record was 89, set in the 2010 season.

VEACH NAMED TO STOPPER WATCH LIST

University of South Carolina redshirt sophomore righthanded pitcher Chris Veach has been named to the Stopper of the Year Midseason Watch List, the NCBWA announced this afternoon (Wednesday, April 26). Veach is one of 56 relief pitchers on the list with the award handed out to the top relief pitcher in Division I baseball.

Veach, a Chapin, S.C., native, has made 15 appearances on the mound for the Gamecocks and is 1-0 with a 1.86 ERA and four saves in 19.1 innings pitched. He has 26 strikeouts and a .162 opponent's batting average with just four extra-base hits allowed in 2023. Veach collected a pair of saves in the three-game sweep of No. 3 Florida on April 20-22.

SANDERS HITS STRIKEOUT MILESTONE

Junior Will Sanders struck out 10 in six innings in a 13-3 win over Florida on April 20. He also reached 200 career strikeouts with his final one of the night vs. the Gators. Sanders has 211 strikeouts in 199 career innings with 17 wins and a 4.12 ERA.

GOING BACK-TO-BACK

Dylan Brewer and Ethan Petry hit back-to-back home runs in the first inning of Carolina's 7-2 win over USC Upstate on Tuesday night (April 11). It was the eighth time this season that the Gamecocks have hit back-to-back home runs. Carolina is third in the nation with 102 home runs after 47 games played.

GAMECOCKS IN THE NATIONAL RANKINGS

The University of South Carolina baseball team is ranked in all six major polls after the week of May 8. The Gamecocks are ranked No. 5 in Perfect Game, No. 6 in both D1Baseball and Baseball America, No. 7 in USA Today and No. 9 in Collegiate Baseball.

WIMMER NAMED TO BROOKS WALLACE WATCH LIST

Shortstop Braylen Wimmer has been named to the Brooks Wallace Award Watch List,

the College Baseball Foundation announced Tuesday (April 18). The Brooks Wallace Award is given to the top Division I shortstop in the country.

Wimmer has played in 41 games for the Gamecocks this season and is hitting .299 with eight doubles, a triple, 11 home runs, 36 RBI and 13 stolen bases. The Yukon, Okla., native is slugging .573 and has a .419 on-base percentage. He was a perfect 5-for-5 in the season opener against UMass Lowell (Feb. 17) and drove in five runs the very next game. He hit back-to-back leadoff home runs at Mississippi State (March 31-April 1) and drove in three runs in a win over Georgia (March 18).

CASAS, PETRY NAMED TO GOLDEN SPIKES WATCH LIST

University of South Carolina junior first baseman Gavin Casas and freshman outfielder Ethan Petry were both named to the Golden Spikes Award Midseason Watch List, it was announced on Wednesday, April 5.

Casas is tied for fifth in the SEC with 19 home runs on the year. He is hitting .247 with 50 runs scored, seven doubles, 46 RBI and 35 walks. Casas is slugging .665 with a .425 on-base percentage.

Petry leads the team and is fourth in the SEC with a .395 batting average. He has 21 home runs and 68 RBI, while slugging .814 and getting on base at a .478 clip. Petry has been named the SEC Freshman of the Week four times and SEC Player of the Week on April 10.

MESSINA NAMED TO BUSTER POSEY AWARD WATCH LIST

University of South Carolina baseball catcher Cole Messina has been added to the Buster Posey Award Watch List, the Wichita Sports Commission announced this afternoon (Friday, March 31). The award is handed out to the top division I collegiate catcher.

Messina is off to a great start in his sophomore campaign, hitting .317 with 15 home runs, 52 runs scored, 16 doubles, a triple and 58 RBI. He has a .435 on-base percentage and a .667 slugging percentage. The Summerville, S.C., native has thrown out four runners trying to steal, including a pair at Mississippi State. In the Thursday game against the Bulldogs, he broke a 3-all tie with a two-run home run in the top of the seventh.

GAMECOCKS IN THE RPI

The Gamecocks currently are third in the country in the RPI, one of four SEC teams in the top five. Carolina currently is 25-3 at home and 9-8 on the road. Carolina has a three-game series remaining against No. 5 Arkansas.

BREWER ON BASE

Dylan Brewer was an on-base machine in the Mississippi State series, going 5-for-8 at the plate with five walks and a hit by pitch. He scored four runs, had a double and a home run with three RBI and a .786 on-base percentage. This season, Brewer is hitting .276 with six doubles, seven home runs and 19 RBI. He also currently has a 21-game reached base streak.

CAROLINA AMONG LEADERS IN ERA

South Carolina is second in the SEC and is eighth in the nation with a 3.88 ERA after 47 games. The Gamecocks allowed just seven runs in the three wins over Georgia on March 18-19 as Jack Mahoney allowed just one run in six innings to pick up his third win. Noah Hall has a 3.29 ERA on the season in 41 innings pitched, while Chris Veach has allowed just four earned runs in 19.1 innings of work.

AIN'T IT GRAND

The Gamecocks continue to put the baseball in seats this season, as they are third in the nation with 102 home runs. During the Bethune-Cookman weekend, Carolina had three grand slams, coming off the bats of Dylan Brewer, Will McGillis and Caleb Denny. The two on Friday marked the first time Carolina had a pair of grand slams in a game since Feb. 27, 2016 against Penn State. Carolina has seven grand slams this season after Ethan Petry's one against LSU on April 6.

LECROY EARNS MVP HONORS

Talmadge LeCroy was 5-for-10 with six RBI in the Clemson series, earning the Tom Price Award for the Most Valuable Player of the Clemson series. LeCroy belted his first career home run in Sunday's win while driving in a pair. He had a .500 on-base percentage and a .800 slugging percentage on the weekend.

GAMECOCKS IN THE NCAA RANKINGS

The Gamecocks are third in the nation with 102 home runs this season. Ethan Petry is tied for fifth with 21 home runs ... The Gamecocks have the eighth-best ERA at 3.88 ... Carolina is fifth in the nation in drawing walks with 301 and 11th in the country with 93 hit by pitches ... The Gamecocks' .424 on-base percentage is 11th in the country and Carolina has the 12th-best slugging percentage (.544) ... Ethan Petry is tied for seventh with 68 RBI ... The .766 winning percentage is the sixth best in the country.

GAMECOCK TRIO RETURNS TO SCHOOL AFTER DRAFT

Seniors Braylen Wimmer and Noah Hall and redshirt junior James Hicks all returned to Carolina after being picked in the 2022 MLB First-Year Player Draft. Hicks went first in the 16th round by the Baltimore Orioles. Wimmer was an 18th round pick by the Philadelphia Phillies and

2 NCAA Championships, 3 SEC Championships, 7 SEC East Titles, 31 NCAA Appearances

Vs. North Florida (4-0)

H: 4-0

Year	Date	Result	Score	Site
2018	2/20	W	5-2	Columbia
2020	2/25	W	6-5	Columbia
2021	5/5	W	7-6	Columbia
2022	4/12	W	4-2	Columbia

Career vs. UNF

Player	Avg.	R	H	HR	RBI	BB	SO
Braswell	.250	1	1	0	0	0	0
Hornung	.000	0	0	0	0	1	1
LeCroy	.500	0	2	0	0	0	1
Stone	.000	0	0	0	0	0	0
Wimmer	.333	2	4	1	1	0	3

Player	ERA	IP	H	R	ER	BB	SO
Becker	0.00	2.0	2	0	0	0	3
Jones	0.00	2.2	0	0	0	0	3
Mahoney	27.00	0.2	3	2	2	1	0
Thomas	0.00	1.0	1	0	0	1	0

PROBABLE GAMECOCK STARTERS

Pos.	No., Player
C	#19 Cole Messina (R/R, So.)
or	#26 Jonathan French (R/R, Sr.)
1B	#52 Gavin Casas (L/R, Jr.)
or	#19 Cole Messina (L/R, So.)
2B	#13 Will Tippett (B/R, Fr.)
SS	#7 Michael Braswell (R/R, So.)
3B	#5 Talmadge LeCroy (R/R, So.)
or	#19 Cole Messina (R/R, So.)
LF	#11 Caleb Denny (L/R, Jr.)
CF	#10 Dylan Brewer (L/R, Sr.)
RF	#20 Ethan Petry (R/R, Fr.)
DH	TBA

Date	Probable Pitchers
Tues.	#34 James Hicks (R/R, R-Jr.)

HOME RUN TRACKER

Player	Date	Opponent	Pitcher	On Base	Inn	Outs
1. McGillis	Feb. 17	UMass Lowell	Keevan	0	2	1
2. Messina	Feb. 17	UMass Lowell	Keevan	1	3	1
3. Hornung	Feb. 17	UMass Lowell	Keevan	2	4	1
4. Wimmer	Feb. 17	UMass Lowell	Keevan	0	4	1
5. McGillis	Feb. 17	UMass Lowell	Rodgers	0	5	0
6. Denny	Feb. 18	UMass Lowell	Foley	2	2	1
7. Wimmer	Feb. 18	UMass Lowell	Duke	3	4	2
8. Casas	Feb. 18	UMass Lowell	Duke	2	5	0
9. McGillis	Feb. 18	UMass Lowell	Duke	0	5	0
10. Messina	Feb. 19	UMass Lowell	Draper	2	5	2
11. Casas	Feb. 19	UMass Lowell	Jette	1	5	2
12. Casas	Feb. 19	UMass Lowell	DiRito	0	7	0
13. Petry	Feb. 19	UMass Lowell	DiRito	0	7	1
14. Madden	Feb. 19	UMass Lowell	DiRito	0	8	2
15. Wimmer	Feb. 21	Winthrop	Whittle	2	4	1
16. Petry	Feb. 21	Winthrop	Kruglewicz	1	5	1
17. Messina	Feb. 21	Winthrop	Jones	3	5	2
18. Petry	Feb. 21	Winthrop	Jones	1	6	0
19. Denny	Feb. 21	Winthrop	Mims	2	6	1
20. Casas	Feb. 22	Queens	Pile	1	3	0
21. Petry	Feb. 24	Penn	Coady	2	2	0
22. Messina	Feb. 24	Penn	Tobin	0	8	2
23. Petry	Feb. 25	Penn	Zaffiro	0	2	1
24. Wimmer	Feb. 26	Penn	Shurtleff	0	6	0
25. Casas	Feb. 26	Penn	Ozmer	0	8	0
26. McGillis	Feb. 26	Penn	Ozmer	0	8	0
27. McGillis	Feb. 28	N.C. A&T	Kilpatrick	0	1	0
28. Hornung	March 4	Clemson	Dill	2	7	2
29. Messina	March 4	Clemson	Dill	1	8	1
30. Casas	March 5	Clemson	Barlow	0	2	0
31. Casas	March 5	Clemson	Olenchuk	1	4	1
32. LeCroy	March 5	Clemson	Olenchuk	0	4	1
33. Petry	March 7	The Citadel	Cumiskey	0	2	0
34. McGillis	March 7	The Citadel	Cumiskey	0	2	1
35. Casas	March 7	The Citadel	Bland	1	7	1
36. French	March 7	The Citadel	Starling	0	8	2
37. Brewer	March 8	USC Upstate	Curtis	1	3	1
38. Wimmer	March 8	USC Upstate	Hacker	1	6	0
39. Casas	March 10	Beth.-Cook.	Lipthrott	0	3	2
40. Messina	March 10	Beth.-Cook.	Lipthrott	0	3	2
41. Brewer	March 10	Beth.-Cook.	Lipthrott	3	4	0
42. Messina	March 10	Beth.-Cook.	York	2	4	1
43. McGillis	March 10	Beth.-Cook.	York	3	6	0
44. Wimmer	March 11	Beth.-Cook.	Michaud	0	8	0
45. Denny	March 11	Beth.-Cook.	Gaviria	3	2	1
46. LeCroy	March 14	Presby	Mueller	1	2	0
47. Casas	March 14	Presby	Ymker	0	3	0
48. Messina	March 14	Presby	Ymker	0	3	0
49. Messina	March 18	Georgia	Woods	0	2	0
50. Petry	March 18	Georgia	Woods	0	4	1
51. Petry	March 18	Georgia	Sullivan	1	3	2
52. Petry	March 18	Georgia	DeVito	2	5	0
53. McGillis	March 19	Georgia	Goldstein	0	1	0
54. McGillis	March 19	Georgia	Goldstein	0	3	0
55. Casas	March 19	Georgia	Rhadans	0	7	0
56. Casas	March 19	Georgia	Pearson	1	7	2
57. McGillis	March 24	Missouri	Murphy	3	2	1
58. Petry	March 24	Missouri	Murphy	0	3	1
59. Petry	March 25	Missouri	Lohse	1	1	1
60. Stone	March 25	Missouri	Potthoff	0	4	2
61. Casas	March 25	Missouri	Potthoff	0	5	0
61. Stone	March 25	Missouri	Lucas	1	8	1
62. Stone	March 25	Missouri	Wissler	1	4	2
63. Hornung	March 25	Missouri	Wissler	1	4	2
64. Petry	March 25	Missouri	Wilmsmeyer	1	8	0
65. Denny	March 28	The Citadel	Paulsen	1	3	1
66. Casas	March 28	The Citadel	Van Slooten	2	6	2
67. Petry	March 30	Miss. State	Cijntje	0	5	1
68. Messina	March 30	Miss. State	Holcombe	1	7	0
69. Wimmer	March 31	Miss. State	Gartman	0	1	0
70. Wimmer	April 1	Miss. State	Dohm	0	1	0
71. Casas	April 1	Miss. State	Dohm	0	1	0
72. Brewer	April 1	Miss. State	Dohm	0	2	0
73. Petry	April 6	LSU	Skenes	1	1	1
74. Wimmer	April 6	LSU	Skenes	0	3	1
75. Petry	April 6	LSU	Bucknam	3	5	0
76. Brewer	April 6	LSU	Bucknam	0	5	1
77. Brewer	April 11	USC Upstate	Costa	0	1	1
78. Petry	April 11	USC Upstate	Costa	0	1	1
79. Messina	April 14	Vanderbilt	Cunningham	1	1	2
80. Messina	April 14	Vanderbilt	Cunningham	0	4	1
81. Braswell	April 14	Vanderbilt	Cunningham	0	5	1
82. Petry	April 14	Vanderbilt	Cunningham	0	6	0
83. Hornung	April 14	Vanderbilt	Hliboki	1	7	2
84. Wimmer	April 15	Vanderbilt	Maldonado	0	9	2
85. Petry	April 16	Vanderbilt	Futrell	0	1	2
86. LeCroy	April 16	Vanderbilt	Ginther	0	9	1
87. Brewer	April 18	Chas. So.	Olson	1	6	1
88. Casas	April 18	Chas. So.	Olson	1	7	0
89. Petry	April 20	Florida	Sproat	0	1	2
90. Messina	April 20	Florida	Waldrep	1	1	2
91. Petry	April 21	Florida	Waldrep	2	2	2
92. Wimmer	April 22	Florida	Caglianone	1	1	0
93. Messina	April 29	Auburn	Copeland	1	7	2
94. Tippettt	April 30	Auburn	Bauman	2	7	1
95. Messina	May 3	Winthrop	Logusch	0	2	0
96. French	May 3	Winthrop	Bookbinder	0	7	0
97. Tippettt	May 3	Winthrop	Bookbinder	0	7	1
98. Petry	May 3	Winthrop	Bookbinder	1	7	2
99. Casas	May 5	Kentucky	Smith	0	4	0
100. Casas	May 6	Kentucky	Strickland	1	5	2
101. Casas	May 6	Kentucky	Strickland	0	8	0
102. Brewer	May 7	Kentucky	Lee	1	5	2

*Walkoff

Hall was selected in the 20th round by the Milwaukee Brewers. There are five players on the team that have been drafted in their careers. Dylan Brewer was a 32nd round pick by the San Francisco Giants in 2019. Jonathan French was selected by the Cleveland Guardians in the 30th round in 2019.

LEE RETURNS TO THE GAMECOCK COACHING STAFF

University of South Carolina baseball coach Mark Kingston has announced the hiring of Monte Lee as associate head coach/recruiting coordinator for the program.

Lee, who has had 19 winning seasons in his 20 years as a full-time NCAA coach, most recently was the head coach at Clemson University for seven seasons (2016-22), garnering a 242-136 overall record and leading the Tigers to four NCAA Tournament berths.

Prior to his time at Clemson, Lee was the head coach of the College of Charleston from 2009-15, guiding the Cougars to a 276-145 overall record.

Lee is no stranger to Columbia, as he was an assistant coach with the Gamecocks under Ray Tanner from 2003-08. Lee helped the Gamecocks to the NCAA Regional all six years as an assistant, including College World Series appearances in 2003 and 2004 and Super Regional berths his four of his first five seasons. The 2004 team won 53 games, including the 2004 SEC Tournament, going a perfect 4-0 in Hoover. The Gamecocks won an SEC East Division championship in 2003, going 19-11 in league play. Lee also coached Justin Smoak, who set school records for home runs (62), RBI (207), walks (151) and total bases (485).

NEWCOMERS EARN TOP-20 RANKINGS

The Gamecocks' incoming transfer class was ranked as the ninth-best in the country by Baseball America and the 16th-best by D1Baseball.com. The latter also ranked fifth-year Will McGillis as the 36th best transfer in the nation while also ranking junior Gavin Casas, junior Caleb Denny, junior Jacob Compton and fifth-year Nick Proctor. The Gamecocks' full recruiting class was ranked in the top-25 by three different organizations, coming in as high as No. 18 in the country by D1Baseball.com. Eli Jerzembeck, Ethan Petry and Will Tippett were named Top Freshman in the nation by Perfect Game.

WIMMER BACK FOR YEAR FOUR

Senior Braylen Wimmer returns to the lineup and is the projected starter at shortstop. The Yukon, Okla., native is the Gamecocks' top returning hitter as he batted .312 with 13 doubles, seven home runs, 35 RBI and 13 stolen bases in 2022. In his Carolina career, Wimmer has 181 hits, 129 runs scored, 36 doubles, 29 home runs and 107 RBI.

UP NEXT

Carolina travels to Fayetteville, Ark., for a three-game series with Arkansas starting Friday night (May 12) at 7:30 p.m. EDT (6:30 p.m. CDT).

SOUTH CAROLINA TEAM SUPERLATIVES 2023 SEASON

BATTING

At bats: 45, at USC Upstate (March 08, 2023)
 Runs scored: 20, vs UMass Lowell (Feb 17, 2023)
 20, vs Bethune-Cookman (March 10, 2023)
 Hits: 18, vs USC Upstate (March 08, 2023)
 RBIs: 20, vs Bethune-Cookman (March 10, 2023)
 Doubles: 6, vs USC Upstate (March 08, 2023)
 Triples: 1, (7 games)
 Home runs: 5, (5 times)
 Total bases: 33, vs UMass Lowell (Feb 17, 2023)
 Walks: 12, vs USC Upstate (March 08, 2023)
 Strikeouts: 17, at Mississippi State (March 30, 2023)
 Sac hits: 3, at Kentucky (May 7, 2023)
 Sac flies: 3, vs UMass Lowell (Feb 17, 2023)
 3, vs Bethune-Cookman (March 11, 2023)
 Stolen bases: 4, at Mississippi State (March 30, 2023)
 Hit by pitch: 7, vs Penn (Feb 26, 2023)
 Caught stealing: 1, (5 times)
 Runners LOB: 19, vs Penn (Feb 26, 2023)
 Hit into DP: 3, at Georgia (March 18, 2023)
 3, vs. North Carolina (April 04, 2023 at Charlotte, N.C.)
 3, at Kentucky (May 6, 2023)

FIELDING

Putouts: 36, vs. Missouri (March 25, 2023)
 Assists: 16, vs Bethune-Cookman (March 11, 2023)
 12, vs North Carolina A&T (Feb 28, 2023)
 12, vs Clemson (March 04, 2023 at Greenville, S.C.)
 4, at Vanderbilt (April 15, 2023)
 Errors: 4, at Vanderbilt (April 15, 2023)
 Passed balls: 1, (4 times)
 DPs turned: 2, (6 times)

PITCHING

Innings pitched: 12.0, vs. Missouri (March 25, 2023)
 Runs allowed: 14, at Kentucky (May 6, 2023)
 Earned runs: 14, at Kentucky (May 6, 2023)
 Walks allowed: 9, vs. Missouri (March 24, 2023)
 Strikeouts: 16, vs. Bethune-Cookman (March 11, 2023)
 Hits allowed: 18, at Mississippi State (March 31, 2023)
 Doubles allowed: 4, at Georgia (March 18, 2023)
 4, vs. Missouri (March 25, 2023)
 4, at Vanderbilt (April 16, 2023)
 Triples allowed: 1, (4 times)
 Homers allowed: 5, vs Auburn (April 30, 2023)
 Wild pitches: 3, vs. Bethune-Cookman (March 11, 2023)
 3, at Charlotte (March 21, 2023)
 Hit batters: 3, vs. LSU (April 6, 2023)
 3, at Vanderbilt (April 16, 2023)
 3, at Kentucky (May 5, 2023)

SOUTH CAROLINA INDIVIDUAL SUPERLATIVES 2023 SEASON

BATTING

At bats: 6, (6 times)
 Runs scored: 4, (4 times)
 Hits: 5, Braylen Wimmer vs UMass Lowell (Feb 17, 2023)
 RBIs: 8, Ethan Petry vs. LSU (April 6, 2023)
 Doubles: 3, Michael Braswell vs. Florida (April 20, 2023)
 Triples: 1, (7 games)
 Home runs: 2, (12 times)
 Total bases: 10, Ethan Petry at Georgia (March 18, 2023)
 Walks: 3, (11 times)
 Strikeouts: 4, (4 times)
 Sac hits: 2, Will Tippett at Kentucky (May 7, 2023)
 Sac flies: 2, Ethan Petry vs North Carolina A&T (Feb 28, 2023)
 Stolen bases: 2, (4 times)
 Hit by pitch: 2, (6 times)
 Caught stealing: 1, (5 times)
 Runners LOB: 6, Caleb Denny vs. Bethune-Cookman (March 11, 2023)
 6, Jonathan French vs. Missouri (March 25, 2023)
 6, Caleb Denny at Kentucky (May 5, 2023)

FIELDING (TEAM GAME HIGHS)

Putouts: 16, Jonathan French vs. Bethune-Cookman (March 11, 2023)
 Assists: 9, Braylen Wimmer vs. Bethune-Cookman (March 11, 2023)
 9, Braylen Wimmer at Mississippi State (April 1, 2023)
 Errors: 3, Talmadge LeCroy at Vanderbilt (April 15, 2023)
 Passed balls: 1, (4 times)


PITCHING (TEAM GAME HIGHS)

Innings pitched: 8.0, Noah Hall vs Penn (Feb 25, 2023)
 Runs allowed: 8, Will Sanders vs. Auburn (April 28, 2023)
 Earned runs: 8, Will Sanders vs. Auburn (April 28, 2023)
 Walks allowed: 6, Will Sanders vs. Missouri (March 24, 2023)
 Strikeouts: 12, Noah Hall vs Penn (Feb 25, 2023)
 Hits allowed: 9, Will Sanders at Clemson (March 03, 2023)
 9, Noah Hall at Mississippi State (March 31, 2023)
 Doubles allowed: 4, Noah Hall vs. Missouri (March 25, 2023)
 Triples allowed: 1, (4 times)
 Homers allowed: 3, Matthew Becker vs. Auburn (April 30, 2023)
 Wild pitches: 2, Dylan Eskew vs Queens (Feb 22, 2023)
 2, Matthew Becker at USC Upstate (March 07, 2023)
 2, Jack Mahoney at Kentucky (May 6, 2023)
 Hit batters: 2, (6 times)

Bold italic denotes school record

GAMECOCK HITTER NOTES

#3 BRAYLEN WIMMER | INF | R/R | SR | YUKON, OKLA.

Hit Streak: 0  **'22** **Last Series:** 0-2, 1 R, 2 BB vs. Auburn
On-Base Streak: 7 **Last HR:** April 22, 2023 vs. Florida
Overall: .299/.419/.573, 52 R, 8 2B, 1 3B, 11 HR, 36 RBI, 25 BB, 13 SB
2023: No. 13 Top Senior by Perfect Game ... D1Baseball Player to Watch in the SEC ... Brooks Wallace Award Watch List ... Out for around 2 weeks (hamstring) **SEC:** 10th in stolen bases (13) ... t-6th in runs scored (52) ...

#5 TALMADGE LECROY | C/INF | R/R | SO | BELTON, S.C.

Hit Streak: 0 **Last Series:** 0-1 vs. Auburn
On-Base Streak: 0 **Last HR:** April 16, 2023 at Vanderbilt
Overall: .322/.468/.471, 29 R, 7 2B, 1 3B, 3 HR, 30 RBI, 13 HBP
2023: Tom Price Award (MVP of the Clemson series) ... Day-to-day with hamstring injury

#6 WILL MCGILLIS | INF | R/R | GR | SAN DIEGO, CALIF.

Hit Streak: 6 **Last Series:** 2-2, 1 R, 1 HR, 4 RBI vs. Missouri
On-Base Streak: 13 **Last HR:** March 24, 2023 vs. Missouri
Overall: .297/.480/.770, 23 R, 2 2B, 1 3B, 10 HR, 22 RBI, 16 BB, 10 HBP
2023: No. 36 overall transfer by D1Baseball.com .. No. 19 transfer in the SEC by D1Baseball.com's SEC Extra ... Will miss 1-3 more weeks after being hit by a pitch March 24 vs. Missouri


#7 MICHAEL BRASWELL | INF | R/R | SO | MABELTON, GA.

Hit Streak: 7 **Last Series:** 5-13, 1 R, 1 RBI, 1 BB vs. Kentucky
On-Base Streak: 11 **Last HR:** April 14, 2023, at Vanderbilt
Overall: .287/.404/.436, 14 R, 7 2B, 2 3B, 1 HR, 16 RBI, 18 BB
2023: GW 2-run double vs. Georgia (3/18) ... Infield hit scored winning run in walk-off win over Missouri (3/24)

#9 EVAN STONE | OF | R/R | SO | IRMO, S.C.

Hit Streak: 0 **Last Series:** 0-2, 1 R vs. Kentucky
On-Base Streak: 0 **Last HR:** March 25, 2023 vs. Missouri
Overall: .212/.382/.318, 26 R, 3 2B, 2 HR, 12 RBI, 15 BB
2023: 2 home runs in a win over Missouri (3/25)

#10 DYLAN BREWER | OF | L/L | SR | LATTA, S.C.

Hit Streak: 5 **Last Series:** 4-11, 2 R, 1 2B, 1 HR, 2 RBI vs. Kentucky
On-Base Streak: 21  **'19** **Last HR:** May 7, 2023 vs. Kentucky
Overall: .276/.430/.509, 40 R, 6 2B, 7 HR, 19 RBI, 26 BB
2023:

#11 CALEB DENNY | OF | L/R | JR | OWASSO, OKLA.

Hit Streak: 0 **Last Series:** 0-11 vs. Kentucky
On-Base Streak: 0 **Last HR:** March 28, 2023 at The Citadel
Overall: .232/.353/.394, 27 R, 9 2B, 1 3B, 4 HR, 33 RBI, 9 SB
2023: No. 63 overall transfer by D1Baseball.com ... No. 29 transfer in the SEC by D1Baseball.com's SEC Extra ...

#12 JACOB COMPTON | 1B/OF | L/L | JR | OLIVE BRANCH, MISS.

Hit Streak: 3 **Last Series:**
On-Base Streak: 10 **Last HR:** May 27, 2022 vs. UCF
Overall: .291/.365/.540, 18 2B, 11 HR, 55 RBI in 2022 (*Memphis*)
2023: No. 64 overall transfer by D1Baseball.com ... No. 30 transfer in the SEC by D1Baseball.com's SEC Extra ...

#13 WILL TIPPETT | INF | B/R | FR | STONE MOUNTAIN, GA.

Hit Streak: 1 **Last Series:** 2-6, 2 R, 2 BB vs. Kentucky
On-Base Streak: 5 **Last HR:** May 3, 2023 at Winthrop
Overall: .172/.312/.281, 13 R, 1 2B, 2 HR, 8 RBI, 13 BB
2023: Named a Top Freshman in the country by Perfect Game ... 3-run home run in 7th in win over Auburn (4/30)

#15 CARSON HORNING | OF | L/R | SO | OVERLAND PARK, KAN.

Hit Streak: 1 **Last Series:** 3-11, 1 R, 1 BB vs. Kentucky
On-Base Streak: 1 **Last HR:** April 14, 2023 at Vanderbilt
Overall: .255/.474/.415, 23 R, 5 2B, 4 HR, 26 RBI, 40 BB
2023: 3-run home run in 7th inning of Clemson win (3/4) ... **SEC:** t-6th in walks (40)


#19 COLE MESSINA | C | R/R | SO | SUMMERVILLE, S.C.

Hit Streak: 0 **Last Series:** 2-11, 1 R, 2 2B, 4 RBI, 2 BB vs. Kentucky
On-Base Streak: 0 **Last HR:** May 3, 2023 at Winthrop
Overall: .317/.435/.667, 52 R, 16 2B, 1 3B, 15 HR, 58 RBI, 31 BB, 5 SB
2023: Buster Posey Award Watch List ... **SEC:** 8th in runs scored (51) ... 6th in doubles (16) ... 7th in RBI (58) ... 10th in total bases (116)

#20 ETHAN PETRY | INF | R/R | FR | LAND O' LAKES, FLA.

Hit Streak: 2 **Last Series:** 2-10, 1 R, 1 RBI, 3 BB vs. Kentucky
On-Base Streak: 4 **Last HR:** May 3, 2023 at Winthrop
Overall: .395/.478/.814, 44 R, 7 2B, 21 HR, 68 RBI, 22 BB
2023: Perfect Game Midseason Freshman of the Year ... Golden Spikes Award Mid-season Watch List ... Named a Top Freshman in the country by Perfect Game ... SEC Player of the Week (April 10) ... SEC Freshman of the Week (March 20 and 27) ... SEC Co-Freshman of the Week (April 3) ... Collegiate Baseball National Player of the Week (Feb. 27, 2023, April 10, 2023) ... Game-winning single in walk-off win vs. Missouri (3/25) ... 8 RBI in a win over LSU, most by a Gamecock since 2011... **SEC:** 4th in batting average (.395) ... 7th in hits (66) ... 3rd in slugging percentage (.814) ... 4th in total bases (136) ... 3rd in RBI (68) ... 4th in home runs (21) ... 9th in on-base percentage (.478) ... **NCAA:** t-3rd in home runs (21) ... 6th in slugging percentage (.854) ... t-6th in RBI (67) ... t-5th in sacrifice flies (7)

#26 JONATHAN FRENCH | C | R/R | SR | LILBURN, GA.

Hit Streak: 0  **'19** **Last Series:** 1-10, 2 BB vs. Kentucky
On-Base Streak: 6 **Last HR:** May 3, 2023 at Winthrop
Overall: .227/.393/.379, 12 R, 4 2B, 2 HR, 10 RBI, 16 BB
2023: GW RBI vs. North Carolina (April 4)

#31 DAVID CROMER | OF | R/R | R-SO | LEXINGTON, S.C.

Hit Streak: 1 **Last Series:** 1-1, 1 RBI vs. B-CU
On-Base Streak: 1 **Last HR:**
Overall: .500/.500/.500, 2 RBI
2023:

#37 CHRIS VEACH | INF | R/R | R-SO | CHAPIN, S.C.

Hit Streak: 1 **Last Series:** 1-2, 2R vs. UML
On-Base Streak: 1 **Last HR:** March 26, 2022 at Campbell
Overall: .500/.500/.500, 2 R
2023:

#38 ZANDER BUCHAN | C | B/R | FR | COLUMBIA, S.C.

Hit Streak: **Last Series:**
On-Base Streak: **Last HR:**
Overall:
2023:

#52 GAVIN CASAS | 1B | L/R | JR | PEMBROKE PINES, FLA.

Hit Streak: 0 **Last Series:** 5-12, 3 R, 3 HR, 4 RBI vs. Kentucky
On-Base Streak: 5 **Last HR:** May 6, 2023 vs. Kentucky
Overall: .259/.425/.665, 50 R, 7 2B, 19 HR, 46 RBI, 35 BB
2023: Golden Spikes Award Midseason Watch List ... No. 57 overall transfer by D1Baseball.com ... No. 26 transfer in the SEC by D1Baseball.com's SEC Extra ... **SEC:** t-5th in home runs (19)

GAMECOCK BULLPEN NOTES

#4 JACKSON PHIPPS | LHP | R-SO | DALLAS, GA.

Runners Scored/Inherited: 0/0 Last App.: 0.1 IP, 0 H, 0 R, 2 BB, 0 K vs. Upstate (4/11/23)
1st Batter Retired/Faced: 5/7 Longest App.: 2.0 IP vs. Gardner-Webb (3/30/21)
Overall Stats: 0-0, 3.38 ERA, 5.1 IP, 4 H, 5 R, 2 ER, 7 BB, 8 K
2023:

#14 ELI JONES | RHP | SO | PEACHTREE CITY, GA.

Runners Scored/Inherited: 0/5 Last App.: 1.0 IP, 3 H, 3 R, 2 ER, 1 BB, 1 K vs. UK (5/5/23)
1st Batter Retired/Faced: 12/16 Longest App.: 5.0 IP vs. The Citadel (3/7/23)
Overall Stats: 4-2, 3.38 ERA, 37.1 IP, 33 H, 19 R, 14 ER, 10 BB, 42 K
2023:



#16 DYLAN ESKEW | RHP | SO | TAMPA, FLA.

Runners Scored/Inherited: Last App.: 0.2 IP, 2 H, 1 R, 2 BB, 1 K vs. Winthrop (5/3/23)
1st Batter Retired/Faced: 2/4 Longest App.: 3.1 IP vs. Char. Southern (4/18/23)
Overall Stats: 0-0, 3.00 ERA, 6.0 IP, 4 H, 2 R, 7 BB, 4 K
2023:

#18 ELI JERZEMBECK | RHP | FR | CHARLOTTE, N.C.

Runners Scored/Inherited: 4/4 Last App.: 1.0 IP, 1 H, 0 R, 1 BB, 1 K vs. UK (5/7/23)
1st Batter Retired/Faced: 12/16 Longest App.: 4.0 IP vs. Winthrop (2/21/23)
Overall Stats: 0-1, 2.84 ERA, 31.2 IP, 29 H, 11 R, 10 ER, 6 BB, 36 K
2023:

#25 SAM SIMPSON | RHP | R-FR | CARROLLTON, GA.

Runners Scored/Inherited: 0/0 Last App.: 1.0 IP, 1 H, 1 R, 0 BB, 1 K at Citadel (3/28)
1st Batter Retired/Faced: 1/2 Longest App.: 1.0 IP, 2x, last at Citadel (3/28/23)
Overall Stats: 0-0, 4.50 ERA, 2.0 IP, 1 H, 1 R, 0 BB, 2 K
2023:

#28 AUSTIN WILLIAMSON | RHP | FR | SHERRILLS FORD, N.C.

Runners Scored/Inherited: 1/1 Last App.: 1.0 IP, 0 H, 0 R, 0 BB, 0 K vs. UK (5/5/23)
1st Batter Retired/Faced: 8/12 Longest App.: 2.0 IP vs. UML (2/17/23)
Overall Stats: 1-0, 1.29 ERA, 14.0 IP, 7 H, 2 R, 4 BB, 17 K
2023:

#29 MATTHEW BECKER | LHP | SO | CHAPIN, S.C.

Runners Scored/Inherited: 0/2 Last App.: 4.0 IP, 5 H, 5 R, 3 ER, 5 BB, 4 K vs. UK (5/7/23)
1st Batter Retired/Faced: 8/12 Longest App.: 6.0 IP vs. Texas (3/13/22)
Overall Stats: 4-1, 4.46 ERA, 38.1 IP, 32 H, 21 R, 19 ER, 21 BB, 54 K
2023: D1Baseball.com Pitcher to Watch in the SEC ...

#30 BRETT THOMAS | RHP | SR | ATLANTA, GA.

Runners Scored/Inherited: 0/0 Last App.: 1.0 IP, 0 H, 0 R, 1 BB, 1 K vs. Upstate (3/8/23)
1st Batter Retired/Faced: 2/2 Longest App.: 4.0 2x, last vs. Kentucky (5/13/22)
Overall Stats: 0-0, 0.00 ERA, 2.0 IP, 1 H, 0 R, 1 BB, 2 K
2023:



#34 JAMES HICKS | RHP | R-JR | CONWAY, ARK.

Runners Scored/Inherited: 0/4 Last App.: 3.0 IP, 6 H, 7 R, 1 BB, 2 K vs. UK (5/6/23)
1st Batter Retired/Faced: 13/19 Longest App.: 5.0 IP, 2x, last vs. Clemson (3/5/23)
Overall Stats: 6-1, 3.97 ERA, 45.1 IP, 42 H, 23 R, 20 ER, 11 BB, 36 K
2023:

#36 CADE AUSTIN | RHP | R-SO | CHAPIN, S.C.

Runners Scored/Inherited: 3/8 Last App.: 1.0 IP, 3 H, 2 R, 0 BB, 0 K vs. UK (5/7/23)
1st Batter Retired/Faced: 14/19 Longest App.: 4.0 IP vs. Winthrop (2/22/22)
Overall Stats: 1-0, 4.43 ERA, 20.1 IP, 17 H, 10 R, 6 BB, 27 K
2023: NCBWA Stopper of the Year Watch List ...

#37 CHRIS VEACH | RHP | R-SO | CHAPIN, S.C.

Runners Scored/Inherited: 4/10 Last App.: 1.2 IP, 3 H, 1 R, 2 BB, 1 K vs. Auburn (4/30/23)
1st Batter Retired/Faced: 11/15 Longest App.: 4.0 IP at Auburn (2/21/21)
Overall Stats: 2-0, 1.86 ERA, 4 SV, 19 1 IP, 11 H, 5 R, 4 ER, 10 BB, 26 K
2023: Midseason Stopper of the Year Watch List ... SEC: t-6th in saves (4)

#40 WESLEY SWEATT | RHP | R-SR | LEXINGTON, S.C.

Runners Scored/Inherited: 0/0 Last App.: 1.0 IP, 1 H, 0 R, 0 BB, 1 K vs. UK (5/5/23)
1st Batter Retired/Faced: 3/7 Longest App.: 5.0 IP vs. Georgia (3/15/19)
Overall Stats: 0-0, 2.57 ERA, 7.0 IP, 8 H, 2 R, 2 BB, 7 K
2023:

#41 ZACH ZEDALIS | RHP | JR | CHARLOTTE, N.C.

Runners Scored/Inherited: 0/0 Last App.: 1.0 IP, 0 H, 0 R, 0 BB, 2 K vs. Citadel (3/28)
1st Batter Retired/Faced: 2/2 Longest App.: 1.1 IP 3x, last vs. High Point (2/25/20)
Overall Stats: 0-0, 0.00 ERA, 2.0 IP, 0 H, 0 R, 0 B, 3 K
2023:

#44 TREY WHEELER | LHP | FR | INDIALANTIC, FLA.

Runners Scored/Inherited: 0/3 Last App.: 1.0 IP, 4 H, 2 ER, 1 BB, 1 K vs. MSU (3/31/23)
1st Batter Retired/Faced: 2/3 Longest App.: 1.0 vs. Miss State (3/31/23)
Overall Stats: 0-0, 7.71 ERA, 2.1 IP, 4 H, 3 R, 2 ER, 2 BB, 2 K
2023:

#45 NICK PROCTOR | RHP | R-SR | PLEASANTON, CALIF.

Runners Scored/Inherited: 4/23 Last App.: 2.0 IP, 3 H, 2 R, 0 BB, 0 K vs. UK (5/7/23)
1st Batter Retired/Faced: 14/17 Longest App.: 4.1 IP vs. Pacific (2/19/21)
Overall Stats: 4-0, 3.57 ERA, 17.2 IP, 14 H, 7 R, 5 BB, 23 K
2023: No. 97 overall transfer by D1Baseball.com ...

#47 CONNOR MCCREERY | RHP | FR | WILLISTON PARK, N.Y.

Runners Scored/Inherited: 0/0 Last App.: 1.0 IP, 3 H, 2 R, 1 BB, 0 K vs. UK (5/7/23)
1st Batter Retired/Faced: 0/1 Longest App.: 1.0 IP vs. Kentucky (5/7/23)
Overall Stats: 0-0, 18.00 ERA, 1.0 IP, 3 H, 2 R, 1 BB, 0 K
2023:

TUESDAY'S STARTING PITCHER



#34 JAMES HICKS

R-JR. - 6-2 - 190 - CONWAY, ARK. '22

CROWDER COLLEGE/CONWAY HS

HICKS' CAREER NOTES

AWARDS: SEC First-Year Academic Award (2022)

2023: Struck out six in five innings to earn the win over Clemson (March 5) ... Earned the victory over Mississippi State (March 30), striking out a pair in two innings ... Had four strikeouts in 2.2 innings to earn the win over Mississippi State (April 1) ... Pitched four innings of relief against No. 1 LSU to earn a win on April 6 ... Earned the win against Queens (Feb. 22), striking out five in five innings of work ... Made his season debut Feb. 17 vs. UMass Lowell, striking out a pair in two innings of work ...

2022: Selected in the 15th round of the 2022 MLB First-Year Player Draft by Baltimore ... Made two appearances on the mound for the Gamecocks ... Struck out five in 4.1 innings pitched vs. UNC Greensboro (Feb. 19) ... Had a pair of strikeouts in 2.2 innings vs. George Washington (Feb. 26) before leaving the game due to injury

PRIOR TO CAROLINA: Played two seasons at Crowder College in Neosho, Mo. (2020-21) ... First Team All-Region and All-District (2021) ... Went 11-3 with a 4.28 ERA, 89 strikeouts, eight complete games and a 1.22 WHIP in 90.1 innings pitched for the Roughriders in 2021 ... Second Team All-American by TheJBB.net (2021) ... Helped Crowder College to a 55-8 record in 2021 and a No. 3 rankings in NJCAA ... Pitched 10 innings in a Covid-shortened 2020 season, allowing just one run ... Holds the Crowder College record for complete games and strikeout-to-walk ratio ... Was a first-team all-state selection in 2019 at Conway High School in Conway, Ark. ... Struck out 44 batters in 38 innings pitched (2.83 ERA) his senior year of high school ... Also had four home runs as a senior at Conway

PERSONAL: Born on May 9, 2001 ... Son of David and Kristie Hicks ... Major is interdisciplinary studies

HICKS' GAME-BY-GAME

2022 SEASON

Date	Opponent	GS	IP	H	R	ER	BB	SO	W-L	SV
2-19-22	UNCG	*	4.1	9	4	4	0	5	0-1	0
2-26-22	G. Washington	*	2.2	1	0	0	1	2	0-1	0

2023 SEASON

Date	Opponent	GS	IP	H	R	ER	BB	SO	W-L	S
2-17-23	UMass Lowell		2.0	0	0	0	0	2	1-0	0
2-22-23	Queens	*	5.0	2	0	0	2	5	2-0	0
2-28-23	N.C. A&T	*	2.0	0	0	0	1	1	2-0	0
3-5-23	Clemson		5.0	2	0	0	1	6	3-0	0
3-11-23	Bethune-Cook.		4.0	5	2	2	0	0	3-0	1
3-18-23	Georgia		0.1	0	0	0	0	0	3-0	2
3-19-23	Georgia		1.0	0	0	0	0	1	3-0	2
3-24-23	Missouri		2.2	4	1	1	1	5	3-0	2
3-28-23	The Citadel		1.0	0	0	0	0	3	3-0	2
3-30-23	Miss. State		2.0	5	2	2	0	2	4-0	2
4-1-23	Miss. State		2.2	4	1	1	0	4	5-0	2
4-6-23	LSU		4.0	2	2	2	1	1	6-0	2
4-11-23	USC Upstate		1.0	0	1	0	0	1	6-0	2
4-15-23	Vanderbilt		2.0	2	3	1	1	0	6-0	2
4-16-23	Vanderbilt		1.0	1	0	0	1	1	6-0	2
4-20-23	Florida		1.0	1	0	0	0	0	6-0	2
4-22-23	Florida		3.0	3	2	2	2	0	6-0	2
4-29-23	Auburn		2.2	5	2	2	0	2	6-0	2
5-6-23	Kentucky		3.0	6	7	7	1	2	6-1	2

Season High **Career High**
 5.0, 2x, last vs. Clemson (3/5/23) Innings 5.0, 2x, last vs. Clemson (3/5/23)
 6 vs. Kentucky (5/6/23) Hits 9, vs. UNCG (2/19/22)
 7, at Kentucky (5/6/23) Runs 7, at Kentucky (5/6/23)
 7, at Kentucky (5/6/23) Earned Runs 7, at Kentucky (5/6/23)
 2, 3x, last vs. Auburn (4/29/23) Walks 2, 3x, last vs. Auburn (4/29/23)
 6 vs. Clemson (3/5/23) Strikeouts 6 vs. Clemson (3/5/23)

HICKS' CAREER STATISTICS

Year	ERA	W-L	G	GS	CG	SHO	SV	IP	H	R	ER	BB	SO	2B	3B	HR	BF	AVG	WP	HBP	BK	SFA	SHA
2022	5.14	0-1	2	2	0	0/0	0	7.0	10	4	4	1	7	1	0	0	32	.345	0	1	0	0	1
2023	3.97	6-1	19	2	0	0/1	2	45.1	42	23	20	11	36	9	1	4	188	.246	0	2	0	1	3
Totals	4.13	6-2	21	4	0	0/1	2	52.1	52	27	24	12	43	10	1	4	220	.260	0	3	0	1	4

2 NCAA Championships, 3 SEC Championships, 7 SEC East Titles, 31 NCAA Appearances

SOUTH CAROLINA 2023 HONOR ROLL

Cade Austin

Stopper of the Year Watch List
No. 7 Relief Pitcher in the country by D1Baseball.com

Matthew Becker

D1Baseball Pitcher to Watch in the SEC
No. 32 Top Prospect for the 2024 Draft, D1Baseball.com

Gavin Casas

Golden Spikes Award Midseason Watch List
No. 57 overall transfer by D1Baseball.com
No. 26 transfer in the SEC by D1Baseball.com's SEC Extra
D1Baseball Player to Watch in the SEC
No. 42 First Baseman in the country by D1Baseball.com

Caleb Denny

No. 63 overall transfer by D1Baseball.com
No. 29 transfer in the SEC by D1Baseball.com's SEC Extra
D1Baseball Player to Watch in the SEC
No. 95 Outfielder in the country by D1Baseball.com

Noah Hall

Perfect Game National Pitcher of the Week (Feb. 28)
SEC Pitcher of the Week (March 27)
SEC Co-Pitcher of the Week (Feb. 27)
No. 71 Starting Pitcher in the country by D1Baseball.com

Eli Jerzembeck

Perfect Game Top Freshman
No. 7 Top Prospect for the 2024 Draft, D1Baseball.com
No. 4 Impact Freshman in the SEC, D1Baseball.com
No. 63 Starting Pitcher in the country by D1Baseball.com

Roman Kimball

Perfect Game Top Sophomore

Jack Mahoney

No. 33 Top Prospect in the SEC for the 2023 Draft, D1Baseball.com
No. 107 Starting Pitcher in the country by D1Baseball.com

Will McGillis

No. 36 overall transfer by D1Baseball.com
No. 19 transfer in the SEC by D1Baseball.com's SEC Extra
No. 41 Second Baseman in the country by D1Baseball.com

Cole Messina

Buster Posey Award Watch List

Ethan Petry

Perfect Game Midseason Freshman of the Year
Golden Spikes Award Midseason Watch List
SEC Player of the Week (April 10)
SEC Freshman of the Week (March 20, March 27 and April 24)
SEC Co-Freshman of the Week (April 3)
Collegiate Baseball National Player of the Week (Feb. 27 and April 10)
Bragan Award Watch List
Perfect Game Top Freshman
No. 18 Impact Freshman in the SEC, D1Baseball.com

Nick Proctor

No. 97 overall transfer by D1Baseball.com

Will Sanders

Baseball American Preseason All-America second team
D1Baseball.com Preseason All-America second team
Perfect Game Preseason All-America second team
Preseason All-SEC team by Perfect Game
Perfect Game Top Junior
D1Baseball Pitcher to Watch in the SEC
No. 7 Top Prospect in the SEC for the 2023 Draft, D1Baseball.com
No. 11 Starting Pitcher in the country by D1Baseball.com

Will Tippett

Perfect Game Top Freshman

Braylen Wimmer

Perfect Game Top Senior
D1Baseball Player to Watch in the SEC
Brooks Wallace Award Watch List
No. 20 Shortstop in the country by D1Baseball.com

2023 BATTING BY SERIES

Team	Avg.	R	H	HR	RBI	BB	SO
UMass Lowell	.393	49	42	14	45	18	18
Winthrop	.324	25	23	9	25	19	15
Queens	.324	12	11	1	11	7	6
Penn	.220	14	20	6	14	20	33
N.C. A&T	.323	11	10	1	10	10	11
Clemson	.276	20	27	5	20	10	26
The Citadel	.313	21	20	6	20	11	24
USC Upstate	.338	26	26	4	25	21	20
Bethune-Cookman	.287	38	27	7	36	22	15
Presbyterian	.258	5	8	3	4	5	10
Georgia	.323	29	30	8	27	18	27
Charlotte	.212	2	7	0	2	7	13
Missouri	.241	22	27	8	21	18	34
Mississippi State	.295	23	31	6	23	15	39
North Carolina	.276	5	8	0	4	6	6
LSU	.231	20	15	4	19	16	24
Vanderbilt	.242	23	24	8	24	14	32
Charleston Southern	.303	10	10	2	10	6	13
Florida	.276	25	24	4	22	24	33
Auburn	.265	16	26	2	15	21	29
Kentucky	.245	12	24	4	12	13	33
North Florida							
Arkansas							
Tennessee							

2023 PITCHING BY SERIES

Team	ERA	IP	H	R	ER	BB	SO
UMass Lowell	1.67	27.0	12	5	5	4	29
Winthrop	1.50	18.0	13	4	3	4	19
Queens	0.00	9.0	2	0	0	6	8
Penn	2.67	27.0	21	9	8	7	34
N.C. A&T	3.00	9.0	5	3	3	3	7
Clemson	4.85	26.0	27	15	14	9	33
The Citadel	1.69	16.0	10	3	3	2	24
USC Upstate	1.00	18.0	11	3	2	8	23
Bethune-Cookman	3.96	25.0	24	11	11	10	30
Presbyterian	0.00	9.0	3	0	0	3	15
Georgia	2.74	23.0	22	7	7	3	19
Charlotte	5.62	8.0	11	6	5	3	13
Missouri	3.60	30.0	23	13	12	17	44
Mississippi State	5.62	24.0	40	22	15	8	19
North Carolina	0.00	9.0	6	0	0	0	9
LSU	6.00	18.0	13	13	12	9	23
Vanderbilt	4.68	25.0	25	20	13	13	24
Charleston Southern	4.00	9.0	7	4	4	3	10
Florida	2.88	25.0	18	10	8	10	26
Auburn	7.67	27.0	33	24	23	8	28
Kentucky	10.12	24.0	38	30	27	16	18
North Florida							
Arkansas							
Tennessee							

A LOOK AT THE 2023 SEASON

Date	Opponent	Result	Pitcher of Record (W/L)	Notable Game Note
2-17	UMass Lowell	W, 20-3	Hicks (W, 1-0)	Most runs in an opener since 2008, Wimmer 5 hits, Hornung 5RBI, McGillis 2HR
2-18	UMass Lowell	W, 17-1	Hall (W, 1-0)	Gamecocks do not allow a hit after the first inning, 17 runs in first five innings
2-19	UMass Lowell	W, 12-1	Mahoney (W, 1-0)	Mahoney strikes out 9, 5.2 shutout inn., Messina 4 RBI help complete sweep
2-21	Winthrop	W, 19-3	Jones (W, 1-0)	Gamecocks belt five home runs, Petry 2 HR, 4 RBI, Jerzembeck 4 K in 4 IP
2-22	Queens	W, 12-0	Hicks (W, 2-0)	First shutout of 2023, Hicks 5 K in 5 IP, Casas HR, Denny 5 RBI
2-24	Penn	W, 7-4	Sanders (W, 1-0)	Petry, Messina homer, Denny drives in three, Sanders strikes out six in win
2-25	Penn	W, 1-0	Hall (W, 2-0)	Hall strikes out 12, Petry homers in first 1-0 win since March of 2021
2-26	Penn	W, 6-5	Austin (W, 1-0)	Casas, McGillis go back-to-back to take lead in 8th as Gamecocks sweep
2-28	NC A&T	W, 11-3	Jones (W, 2-0)	McGillis leadoff homer; Hicks, Jones combined for 5 no-hit innings
3-3	at Clemson	L, 2-5	Sanders (L, 1-1)	Clemson scores four runs in first three innings in handing Carolina its first loss
3-4	vs. Clemson	W, 11-9	Becker (W, 1-0)	Hornung 3-run homer in seventh, Messina 2-run HR in eighth complete comeback
3-5	Clemson	W, 7-1	Hicks (W, 3-0)	Hicks throws five shutout innings, Casas 2 home runs, LeCroy series MVP
3-7	The Citadel	W, 8-1	Jones (W, 3-0)	Jones strikes out six, four Gamecocks homer in midweek win
3-8	at USC Upstate	W, 19-1	Proctor (W, 1-0)	Casas drives in five, Brewer, Wimmer homer in rout of Spartans
3-10	Bethune-Cookman	W, 20-3 (7)	Sanders (W, 2-1)	Messina with 2 HR's, McGillis, Brewer grand slams, Sanders strikes out 8
3-11	Bethune-Cookman	W, 8-5	Hall (W, 3-0)	Hall, Hicks combine on the mound for win, Wimmer homers
3-11	Bethune-Cookman	W, 10-3	Mahoney (W, 2-0)	Mahoney strikes out nine in win, Denny grand slam as Carolina sweeps
3-14	Presbyterian	W, 5-0	Jones (W, 4-0)	Jones strikes out six in four innings, LeCroy, Casas, Messina all homer
3-17	at Georgia*	W, 5-4	Veach (W, 1-0)	Braswell GW 2-run double in top of ninth, Messina and Petry homer
3-18	at Georgia*	W, 12-2 (7)	Hall (W, 4-0)	Petry with 4 hits, 2 HR, drives in 5, Hall strikes out five in a CG performance
3-19	at Georgia*	W, 12-1 (&)	Mahoney (W, 3-0)	Mahoney strikes out six in six innings, McGillis and Casas both with 2 HR's
3-21	at Charlotte	L, 2-6	Jerzembeck (L, 0-1)	Charlotte scores five times in the third inning; 11-game win streak snapped
3-24	Missouri*	W, 9-8	Williamson (W, 1-0)	Gamecocks score four in the ninth for walk-off win, Braswell single, E6 GW run
3-25	Missouri*	W, 8-1	Hall (W, 5-0)	Hall strikes out 10 in seven innings, Stone homers twice in series clincher
3-25	Missouri*	W, 5-4 (12)	Becker (W, 2-0)	Petry's 12th-inning single wins it; Becker strikes out five in relief to earn win
3-28	at The Citadel	W, 13-2 (7)	Zedalis (W, 1-0)	Gamecocks score seven in the sixth in run-rule win; off to best-ever start
3-30	at Mississippi St.*	W, 6-4	Hicks (W, 4-0)	Messina's seventh-inning home run breaks 3-all tie, gives Carolina 7-0 SEC start
3-31	at Mississippi St.*	L, 3-13 (7)	Hall (L, 5-1)	Bulldogs score in five of their six innings, Wimmer with 2 hits and an HR
4-1	at Mississippi St.*	W, 14-5	Hicks (W, 5-0)	Carolina scores seven in the ninth, top-3 in lineup with nine hits in win
4-4	vs. North Carolina	W, 5-0	Proctor (W, 2-0)	Gamecocks score 5 runs in their final 2 frames, throw fourth shutout of 2023
4-6	LSU*	W, 13-5	Hicks (W, 6-0)	Petry drives in eight, Gamecocks homer four times in defeating No. 1 LSU
4-7	LSU*	L, 7-8	Jones (L, 4-1)	Gamecocks allow four in the eighth and one in the ninth to split series
4-11	USC Upstate	W, 7-2	Becker (W, 3-0)	Brewer, Petry homer, Gamecocks allow just four hits in midweek win
4-14	at Vanderbilt*	W, 14-3	Sanders (W, 3-1)	Carolina homers five times, including two from Messina, in a Friday night win
4-15	at Vanderbilt*	L, 5-8	Mahoney (L, 3-1)	Gamecocks commit four errors in loss, score four runs in first
4-16	at Vanderbilt*	L, 4-6	Jones (L, 4-2)	Petry sets Carolina freshman home run record in series loss at Vandy
4-18	Charleston Southern	W, 10-4	Proctor (W, 3-0)	Bullpen allows just one hit in 7 IP, Brewer and Casas homer in midweek win
4-20	Florida*	W, 13-3 (7)	Sanders (W, 4-1)	Sanders strikes out 10 in six innings, Carolina scores five runs in 6th and 7th
4-21	Florida*	W, 5-2	Mahoney (W, 4-1)	Messina and Petry homer, Mahoney, Jones and Veach pitch USC to series win
4-22	Florida*	W, 7-5	Becker (W, 4-0)	Becker strikes out six, Wimmer homers, Brewer with four hits in sweep
4-28	Auburn*	L, 3-8	Sanders (L, 4-2)	Auburn scores five runs in the middle innings; Messina, Denny 2 hits each
4-29	Auburn*	L, 5-9	Mahoney (L, 4-2)	Four-run first for Auburn helps Tigers clinch series, Messina HR
4-30	Auburn*	W, 8-7	Veach (W, 2-0)	Tippett 3-run home run in seventh completes come-from-behind win
5-3	at Winthrop	W, 6-1	Proctor (W, 4-0)	Four home runs lift Gamecocks in the midweek, pitching allows just 5 hits
5-5	at Kentucky*	L, 3-7	Sanders (L, 4-3)	Casas homers, Kentucky scores three in the seventh to pull away
5-6	at Kentucky*	L, 7-14	Hicks (L, 6-1)	Two home runs for Casas but Kentucky scores in seven different innings
5-7	at Kentucky*	L, 2-9	Becker (L, 4-1)	Brewer with a two-run home run; Kentucky puts up five in first three innings
5-9	North Florida			
5-12	at Arkansas*			
5-13	at Arkansas*			
5-14	at Arkansas*			
5-16	Charlotte			
5-18	Tennessee*			
5-19	Tennessee*			
5-20	Tennessee*			

2 NCAA Championships, 3 SEC Championships, 7 SEC East Titles, 31 NCAA Appearances

GAMECOCKS IN THE RANKINGS

Dates	BA	CB	D1	NCBWA	PG	UST
Preseason	--	47	23	28	--	RV
February 20	--	--	23	25	--	RV
February 27	--	29	23	24	--	23
March 6	23	25	20	20	--	20
March 13	19	14	16	14	--	14
March 20	14	4	11	9	15	11
March 27	10	2	9	7	10	8
April 3	6	3	6	6	6	6
April 10	5	3	6	7	5	5
April 17	6	6	6	7	6	6
April 24	2	3	3	3	2	3
May 1	4	4	3	4	3	4
May 8	6	9	6			
May 15						
May 22						

BA - Baseball America; CB - Collegiate Baseball; D1 - D1Baseball; NCBWA - National Collegiate Baseball Writers Association; PG - Perfect Game USA; UST - USA TODAY Coaches Poll;

THE GAMECOCK RADIO NETWORK

All 56 regular season games will be available on the Gamecock Radio Network. Flagship station, 107.5 FM, "The Game," is the home of the Gamecocks and will broadcast all games. In the event of a conflict with basketball in Columbia, the baseball games can be heard on sister station WISW, 1320 AM. All games can also be heard on the All Access channel on GamecocksOnline.

For local affiliates, please check your local listings for the latest schedule. Additional affiliates include:

2023 Network Affiliates

Aiken/Edgefield	WKSX	92.7 FM
Allendale	WDOG	93.5 FM
Camden	WCAM	1590 AM
Charleston	WWIK	98.9 FM
Chesterfield	WVSZ	107.3 FM
Columbia	WNKT	107.5 FM
Columbia	WISW	1320 AM
Florence	WOLH	96.3 FM/ 1230 AM
Greenville	WROO	104.9 FM
Greenwood	WCZZ	1090 AM
Kingstree	WDKD	1310 AM
Myrtle Beach	WSEA	100.3 FM
Rock Hill/Lancaster	WRHM	107.1 FM
Spartanburg	WSPG	98.3 FM/ 1400 AM

Live Gamecock Baseball broadcasts are also available for free this season on the Tuneln App (Android/iOS). Live Gamecock Baseball will also be available for free on the South Carolina Gameday App (Android/iOS) via a link out to Tuneln. Users who do not already have the Tuneln app downloaded will be prompted to download the app. Upon successful completion of the download, users will be easily redirected from the Gameday App to Tuneln anytime they select the Live Audio option in the Gameday App.

During the overlap of basketball and baseball seasons, a basketball broadcast (men's or women's) will take priority over baseball. For example if a basketball game is scheduled at the same time as a baseball game, the basketball game broadcast would be on Tuneln, while the baseball game would not.

LARGEST SINGLE GAME CROWDS AT FOUNDERS PARK

Single-Game Sellouts at Founders Park (66 all-time)

8,242	vs. Auburn	April 29, 2023 (L, 5-9)
8,242	vs. Auburn	April 28, 2023 (L, 3-8)
8,242	vs. Florida	April 22, 2023 (W, 7-5)
8,242	vs. Florida	April 21, 2023 (W, 5-2)
8,242	vs. Florida	April 20, 2023 (W, 13-3, 7 inn.)
8,242	vs. LSU	April 7, 2023 (L, 7-8)
8,242	vs. LSU	April 6, 2023 (W, 13-5)
8,242	vs. Missouri	March 25, 2023 (W, 8-1)
8,242	vs. Missouri	March 24, 2023 (W, 9-8)
8,242	vs. Clemson	March 5, 2023 (W, 7-1)
8,242	vs. Clemson	March 4, 2022 (L, 2-3)
8,242	vs. Clemson	Feb. 28, 2020 (L, 1-7)
8,242	vs. Clemson	March 3, 2019 (W, 14-3)
8,242	vs. Clemson	March 2, 2018 (W, 3-2)
8,242	vs. Alabama	March 25, 2017 (W, 6-5, 10 inn.)
8,242	vs. Clemson	March 5, 2017 (L, 5-3, 11 inn.)
8,242	vs. UNCG	February 18, 2017 (W, 5-1)
8,242	vs. UNCG	February 17, 2017 (W, 7-1)
8,242	vs. Texas A&M	May 14, 2016 (L, 5-2)
8,242	vs. Florida	April 29, 2016 (W, 2-1)
8,242	vs. Tennessee	April 9, 2016 (W, 7-4)
8,242	vs. College of Charleston	March 29, 2016 (L, 6-5, 13 inn.)
8,242	vs. Clemson	March 4, 2016 (W, 8-1)
8,242	vs. LSU	May 16, 2015 (L, 8-1)
8,242	vs. LSU	May 15, 2015 (L, 9-2)
8,242	vs. Vanderbilt	April 18, 2015 (W, 3-2)
8,242	vs. Georgia	March 28, 2015 (L, 4-3)
8,242	vs. Clemson	March 2, 2015 (L, 7-0)
8,242	vs. Alabama	April 26, 2014 (L, 2-1)
8,242	vs. Alabama	April 25, 2014 (W, 9-3)
8,242	vs. Florida	April 13, 2014 (L, 6-5)
8,242	vs. Florida	April 12, 2014 (L, 4-3, 13 inn.)
8,242	vs. Florida	April 11, 2014 (W, 4-1)
8,242	vs. Tennessee	March 30, 2014 (W, 8-0)
8,242	vs. Clemson	February 28, 2014 (W, 9-6)
8,242	vs. Eastern Kentucky	February 22, 2014 (W, 2-0)
8,242	vs. Georgia	May 11, 2013 (W, 8-3)
8,242	vs. Texas A&M	March 30, 2013 (W, 6-3)
8,242	vs. Clemson	March 3, 2013 (W, 8-0)
8,242	vs. Liberty	February 15, 2013 (W, 4-3)
8,242	vs. Oklahoma (NCAA Super Regional)	June 10-11, 2012 (W, 5-1)
8,242	vs. Oklahoma (NCAA Super Regional)	June 9, 2012 (W, 5-0)
8,242	vs. Clemson (NCAA Regional)	June 3, 2012 (W, 4-3)
8,242	vs. Clemson (NCAA Regional)	June 2, 2012 (W, 5-4, 12 inn.)
8,242	vs. LSU	May 19, 2012 (L, 3-2, 10 inn.)
8,242	vs. LSU	May 18, 2012 (W, 5-4)
8,242	vs. Alabama	April 28, 2012 (W, 9-1)
8,242	vs. Alabama	April 27, 2012 (W, 12-11)
8,242	vs. Mississippi State	April 14, 2012 (W, 5-3)
8,242	vs. Tennessee	April 6, 2012 (L, 5-4)
8,242	vs. Florida	March 24, 2012 (L, 5-4)
8,242	vs. Florida	March 23, 2012 (L, 8-2)
8,242	vs. Florida	March 22, 2012 (W, 9-3)
8,242	vs. Clemson	March 3, 2012 (W, 9-6)
8,242	vs. VMI	February 17, 2012 (W, 2-1)
8,242	vs. Connecticut (NCAA Super Regional)	June 12, 2011 (W, 8-2)
8,242	vs. Connecticut (NCAA Super Regional)	June 11, 2011 (W, 5-1)
8,242	vs. Auburn	April 30, 2011 (W, 10-2)
8,242	vs. Vanderbilt	April 17, 2011 (W, 5-3)
8,242	vs. Vanderbilt	April 16, 2011 (L, 6-4)
8,242	vs. Vanderbilt	April 15, 2011 (W, 3-1)
8,242	vs. Kentucky	April 2, 2011 (W, 4-3, 10 inn.)
8,242	vs. Clemson	March 4, 2011 (W, 6-3)
8,242	vs. Santa Clara	February 19, 2011 (W, 2-1)
8,242	vs. Santa Clara	February 18, 2011 (W, 12-5)
8,242	vs. Florida	May 21, 2010 (L, 5-2)

South Carolina All-Time record in sellouts at Founders Park (45-21 (.682))

TOP 10 THREE-GAME SERIES ATTENDANCE MARKS AT FOUNDERS

24,726	vs. Florida (all three sellouts)	April 20-22, 2023
24,726	vs. Florida (all three sellouts)	April 11-13, 2014
24,726	vs. Florida (all three sellouts)	March 22-24, 2012
24,726	vs. Vanderbilt (all three sellouts)	April 15-17, 2011
24,558	vs. Alabama (two sellouts)	April 25-27, 2014
24,501	vs. UNCG (two sellouts)	February 17-19, 2017
24,398	vs. LSU (two sellouts)	May 18-19, 2012
24,278	vs. Auburn (one sellout)	April 29-May 1, 2011
24,204	vs. Alabama	April 30-May 2, 2010
24,186	vs. Georgia	March 18-20, 2011

A SOUTH CAROLINA TEAM

Won 10 or more consecutive games.....	March 5, 2023-March 19, 2023 (11)
Lost five or more consecutive games.....	March 18-March 24, 2022 (5)
Scored 20 or more runs in a game.....	20, March 11, 2023 vs. Bethune-Cookman
Scored 10+ Runs in an inning.....	10 in the 3rd inning vs. Valparaiso, March 9, 2010
Did not strikeout.....	April 7, 2015 vs. Appalachian State
Hit consecutive home runs.....	Dylan Brewer and Ethan Petry (1st inning vs. USC Upstate, April 11, 2023)
Turned a triple play.....	at Texas A&M, May 6, 2022 (Wimmer to Braswell to Madden)
Shut out consecutive opponents.....	vs. Mercer, March 6-7, 2021 (W, 4-0, W, 1-0)
Shut out the opponent.....	vs. North Carolina (5-0) (April 4, 2023)
Was shut out by the opponent at home.....	vs. Vanderbilt (0-10) March 24, 2022
Was shut out by the opponent on the road.....	at Florida (0-8) May 20, 2022
Was shut out in two consecutive games.....	at Arkansas (0-2, 0-3) April 14, 2018
Swept a conference doubleheader.....	vs. Missouri (8-1, 5-4) March 25, 2023
Was swept in a conference doubleheader.....	at Ole Miss (3-7, 4-6) May 1, 2021
Swept a conference series at home.....	vs. Florida, April 20-22, 2023
Swept a conference series on the road.....	at Georgia, March 18-19, 2023
Was swept in a conference series at home.....	vs. Vanderbilt, May 3-5, 2019
Was swept in a conference series on the road.....	at Kentucky May 5-7, 2023
Won a conference series at home.....	vs. Florida, April 20-22, 2023
Won a conference series on the road.....	at Mississippi State, March 30-April 1, 2023
Last 1-0 win.....	vs. Penn, Feb. 25, 2023
Last 1-0 loss.....	vs. UNC Greensboro, Feb. 19, 2017

A SOUTH CAROLINA PLAYER

Hit two home runs in a game.....	Gavin Casas at Kentucky, May 6, 2023
Hit three home runs in a game.....	Wes Clarke vs. Winthrop, Feb. 23, 2021
Led off game with a home run.....	Braylen Wimmer at Mississippi State, April 1, 2023
Hit a grand slam.....	Ethan Petry vs. LSU, April 6, 2023
Walk-off home run.....	Jacob Olson vs. North Carolina State, April 2, 2019
Pinch hit home run.....	Jack Mahoney vs. Florida, May 19, 2022
Inside-the-park home run.....	Noah Campbell vs. Florida, March 17, 2018
Had seven or more RBI in a game.....	Ethan Petry (8) vs LSU, April 6, 2020
Had five or more hits in a game.....	Braylen Wimmer (5) vs. UMass Lowell, Feb. 17, 2023
Two hits in an inning.....	Talmadge LeCroy (4th inning) vs. Bethune-Cookman, March 10, 2023
Hit for the cycle.....	TJ Hopkins vs. Valparaiso, March 10, 2019
Had 10 or more total bases in a game.....	Ethan Petry (10) at Georgia, March 18, 2023
Stole three or more bases in a game.....	Brandt Belk (3) vs. Presbyterian, March 29, 2022
Stole home plate.....	Dylan Brewer vs. UMass Lowell, Feb. 19, 2023
Had a 10-game hitting streak.....	Cole Messina (12) March 4, 2023-March 24, 2023
Had a 15-game hitting streak.....	Brandt Belk (24), March 8-April 22, 2022
Had a 20-game hitting streak.....	Brandt Belk (24), March 8-April 22, 2022
Had a 25-game hitting streak.....	Gene Cone (31), March 1-May 6, 2016
Had 10 or more strikeouts in a game.....	Will Sanders (10) vs. Florida (April 20, 2023)
Pitched a complete game.....	Noah Hall at Georgia (March 18, 2023)
Pitched a nine-inning, complete game shutout.....	Brett Kerry at Kentucky (May 15, 2021)
Pitched a combined shutout.....	Matthew Becker (3.0), Eli Jerzembeck (3.0), Nick Proctor (1.0), Eli Jones (1.0) and Cade Austin (1.0) vs. North Carolina, April 4, 2023
Pitched a no-hitter.....	Colby Holmes, Forrest Koumas, Josh Knab vs. Albany, Feb. 24, 2013

SEASON/CAREER HIGHS

#3 Braylen Wimmer

Season/Career High.....
 5, 10x, last vs. Florida (4/22/23)..... At Bats.....7, vs. Florida (3/26/21)
 4 at Miss. St. (4/1/23)..... Runs..... 4 at Miss. St. (4/1/23)
 5 vs. UML (2/17/23)..... Hits..... 5 vs. UML (2/17/23)
 5 vs. UML (2/18/23)..... RBI.....5, 2x, last vs. UML (2/18/23)
 3 vs. NCAT (2/28/23)..... Walks..... 3, 3x, last vs. NCAT (2/28/23)

#5 Talmadge LeCroy

Season High.....**Career High**
 5, 2x, last at Vanderbilt (4/14/23)..... At Bats 5, 2x, last at Vanderbilt (4/14/23)
 3, vs. B-CU (3/10/23)..... Runs..... 3, vs. B-CU (3/10/23)
 3, 2x, last vs. LSU (4/7/23)..... Hits..... 3, 3x, last vs. LSU (4/7/23)
 3 vs. Clemson (3/5/23)..... RBI..... 2, 5x, last vs. NCAT (2/28/23)
 2,5x, last at Vanderbilt (4/15/23)..... Walks.. 2,5x, last at Vanderbilt (4/15/23)

#6 Will McGillis

Season High.....**Career High**
 6 vs. NCAT (2/28/23)..... At Bats.....6, 2x, last vs. NCAT (2/28/23)
 4 at Georgia (3/19/23)..... Runs..... 4 at Georgia (3/19/23)
 2, 8x, last vs. Missouri (3/24/23)..... Hits..... 3, 10x, last vs. UAB (4/29/22)
 4, 2x, last vs. Missouri (3/24/23)..... RBI..... 4, 3x, last vs. B-CU (3/10/23)
 3 at Georgia (3/19/23)..... Walks..... 3, 2x, last at Georgia (3/19/23)

#7 Michael Braswell

Season High.....**Career High**
 6, at Mississippi St. (4/1/23)..... At Bats..... 6, at Mississippi St. (4/1/23)
 2,2x, last vs. Florida (4/20/23)..... Runs..... 3, 2x, last vs. G. Wash. (2/25/22)
 3 vs. Florida (4/20/23)..... Hits..... 4, 2x, last vs. Kentucky (5/13/22)
 3 at Vanderbilt (4/14/23)..... RBI..... 3, 2x, last at Vanderbilt (4/14/23)
 2, 5x, last vs. Florida (4/22/23)..... Walks..... 3 vs. Kentucky (5/14/22)

#9 Evan Stone

Season High.....**Career High**
 5, 2x, last at Miss. St (4/1/23)..... At Bats.....5, 5x, last at Miss. St. (4/1/23)
 3, 2x, last vs. UML (2/18/23)..... Runs..... 3, 2x, last vs. UML (2/18/23)
 2, 6x, last at Vandy (4/14/23)..... Hits..... 2, 7x, last at Vandy (4/14/23)
 3 vs. Missouri (3/25/23)..... RBI..... 3 vs. Missouri (3/25/23)
 3, 2x, last at Miss. St. (3/30/23)..... Walks..... 3, 2x, last at Miss. St. (3/30/23)

#10 Dylan Brewer

Season High.....**Career High**
 5, 3x, last at Vanderbilt (4/14/23)..... At Bats 6, 2x, last vs. N'eastern (3/12/22)
 3, 3x, last vs. CSU (4/18/23)..... Runs..... 3, 3x, last vs. CSU (4/18/23)
 3, 2x, last at Miss. St. (3/30/23)..... Hits..... 3, 5x, last at Miss. St. (3/30/23)
 5 vs. B-CU (3/10/23)..... RBI..... 5, 2x, last vs. B-CU (3/10/23)
 3 at Miss. State (4/1/23)..... Walks..... 3, 4x, last at Miss. St. (4/1/23)

#11 Caleb Denny

Season High.....**Career High**
 5,8x, last vs. Auburn (4/30/23)..... At Bats..... 7 vs. Oklahoma St. (4/19/22)
 3 vs. NCAT (2/28/23)..... Runs..... 4, 2x, last vs. Pacific (3/5/22)
 4 vs. Auburn (4/30/23)..... Hits..... 5 vs. Oklahoma St. (4/19/22)
 5 vs. Queens (2/22/23)..... RBI..... 6, 2x, last vs. SDSU (3/26/22)
 2, 5x, last vs. Auburn (4/29/23)..... Walks... 2, 10x, last vs. Auburn (4/29/23)

#12 Jacob Compton

Season High.....**Career High**
 At Bats..... 6, MVSU (4/26/22)
 Runs. 2, 10x, last vs. Houston (5/26/22)
 Hits..... 3, 4x, last vs. Ark. St (5/10/22)
 RBI..... 5, vs. UT Martin (5/3/22)
 Walks..... 2,3x, last vs. Cincy (5/15/22)

#13 Will Tippett

Season/Career High.....
 4, 5x, last vs. Missouri (3/25/23)..... At Bats,
 2, 3x, last vs. Auburn (4/30/23)..... Runs
 1, 11x, last vs. Kentucky (5/7/23)..... Hits
 3 vs. Auburn (4/30/23)..... RBI
 2 at The Citadel (3/28/23)..... Walks

#15 Carson Hornung

Season High.....**Career High**
 5, 3x, last at Vanderbilt (4/14/23)..... At Bats.....5, 3x, last at Vanderbilt (4/14/23)
 3 vs. UML (2/18/23)..... Runs..... 3 vs. UML (2/18/23)
 3, 2x, last at Vanderbilt (4/14/23)..... Hits... 3, 2x, last at Vanderbilt (4/14/23)
 5 vs. UML (2/17/23)..... RBI..... 5 vs. UML (2/17/23)
 3, 2x, last vs. USC Upstate (4/11/23)..... Walks 3, 2x, last vs. USC Upstate (4/11/23)

#19 Cole Messina

Season High.....**Career High**
 6 vs. USC Upstate (3/8/23)..... At Bats.. 6, 2x, last vs. USC Upstate (3/8/23)
 4, vs. B-CU (3/10/23)..... Runs..... 4, vs. B-CU (3/10/23)
 4 at USC Upstate (3/8/23)..... Hits..... 4 at USC Upstate (3/8/23)
 4, 3x, last vs. Auburn (4/29/23)..... RBI..... 4, 3x, last vs. Auburn (4/29/23)
 2, 6x, last at Vanderbilt (4/14/23)..... Walks. 2, 7x, last at Vanderbilt (4/14/23)

#20 Ethan Petry

Season/Career High.....
 6, at Miss. St. (4/1/23)..... At Bats,
 3, 3x, last vs. USC Upstate (4/11/23)..... Runs
 4 at Georgia (3/18/23)..... Hits
 8 vs. LSU (4/6/23)..... RBI
 3 vs. Florida (4/22/23)..... Walks

#26 Jonathan French

Season High.....**Career High**
 5, 2x, last vs. Auburn (4/30/23)..... At Bats..... 5, 7x, last vs. Auburn (4/30/23)
 2, 2x, last at Georgia (3/18/23)..... Runs..... 3, vs. Ga. Tech (5/8/22)
 2, 2x, last vs. Auburn (4/30/23)..... Hits..... 3, vs. Wake (4/16/22)
 1, 3x, last vs. B-CU (3/10/23)..... RBI..... 4, vs. N'Eastern (3/12/22)
 2, 3x, last vs. Florida (4/22/23)..... Walks..... 2, 8x, last vs. Florida (4/22/23)

#31 David Cromer

Season/Career High.....
 1, 4x, last vs. B-CU (3/10/23)..... At Bats, 1, 5x, last vs. B-CU (3/10/23)
 Runs
 1,2x, last vs. B-CU (3/10/23)..... Hits..... 1,2x, last vs. B-CU (3/10/23)
 1,2x, last vs. B-CU (3/10/23)..... RBI..... 1,2x, last vs. B-CU (3/10/23)
 Walks..... 1, vs. Xavier (3/8/22)

#37 Chris Veach

Season High.....**Career High**
 1, 4x, last vs. Queens (2/22/23)..... At Bats..... 6, vs. UNCA (4/6/21)
 2 vs. UML (2/17/23)..... Runs..... 4, at East. Kent. (2/27/21)
 1, 2x, last vs. Queens (2/22/23)..... Hits..... 3, 5x, last vs. Chas. So (3/27/21)
 RBI..... 3, at Ga. Tech (3/23/22)
 Walks..... 1, vs. Xavier (3/8/22)

#38 Zander Buchan

Season/Career High.....
 At Bats,
 Runs
 Hits
 RBI
 Walks

#52 Gavin Casas

Season High.....**Career High**
 6, 2x, last at Miss. St. (4/1/23)..... At Bats..... 6, 2x, last at Miss. St. (4/1/23)
 4 at Georgia (3/19/23)..... Runs..... 4 at Georgia (3/19/23)
 4 vs. Missouri (3/25/23)..... Hits..... 4 vs. Missouri (3/25/23)
 5 at USC Upstate (3/8/23)..... RBI..... 7, vs. Wagner (3/13/22)
 3, 2x, last vs. Auburn (4/30/23)..... Walks..... 3, 2x, last vs. Auburn (4/30/23)

#4 Jackson Phipps

Season High.....**Career High**
 1.0, 2x, last at The Citadel (3/28/23).Innings 2.0, vs. Gardner-Webb (3/30/21)
 2, at Miss. St. (3/31/23)..... Hits..... 3, 3x, last vs Citadel (4/27/21)
 3, at Miss. St. (3/31/23)..... Runs..... 5, vs. Citadel (4/27/21)
 1, 2x, last at The Citadel (3/28/23)Earned Runs..... 5, vs. Citadel (4/27/21)
 3, vs. B-CU (3/11/23)..... Walks..... 3, vs. B-CU (3/11/23)
 2, 3x, last vs. B-CU (3/11/23)..... Strikeouts. 5, vs. Gardner-Webb (3/30/21)

#14 Eli Jones

Season High.....**Career High**
 5.0 vs. The Citadel (3/7/23).....Innings 3.2 vs. NC A&T (5/4/22)
 5 vs. The Citadel (3/7/23)..... Hits...5, 2x, last vs. The Citadel (3/7/23)
 3, 2x, last vs. Kentucky (5/5/23)..... Runs..... 4 vs. USC Upstate (5/10/22)
 2, 4x, last vs. Kentucky (5/5/23)..... Earned Runs..... 4 vs. USC Upstate (5/10/22)
 1, 10x, last vs. Kentucky (5/5/23)..... Walks..... 2 vs. USC Upstate (5/10/22)
 6, 2x, last vs. Presby (3/14/23)..... Strikeouts...6, 2x, last vs. Presby (3/14/23)

#16 Dylan Eskew

Season/Career High.....
 3.1 vs. CSU (4/18/23).....Innings
 2 vs. Winthrop (5/3/23)..... Hits
 1, 2x, last vs. Winthrop (5/3/23).....Runs
 1, 2x, last vs. Winthrop (5/3/23).....Earned Runs
 2, 3x, last vs. Winthrop (5/3/23)..... Walks
 3 vs. CSU (4/18/23)..... Strikeouts

#18 Eli Jerzembeck

Season/Career High.....
 4.0 vs. Winthrop (2/21/23).....Innings
 6 vs. CSU (4/18/23)..... Hits
 5, at Charlotte (3/21/23).....Runs
 4, 2x, last vs. CSU (4/18/23)..... Earned Runs
 2, at Charlotte (3/21/23)..... Walks
 4, 4x, last at Charlotte (3/21/23)..... Strikeouts

#25 Sam Simpson

Season/Career High.....
 1.0, 2x, last at The Citadel (3/28/23).Innings
 Hits
 1 at The Citadel (3/28/23)..... Runs
 1 at The Citadel (3/28/23)..... Earned Runs
 Walks
 1, 2x, last at The Citadel (3/28/23). Strikeouts

#28 Austin Williamson

Season/Career High.....
 2.0, 2x, last vs. Winthrop (5/3/23).....Innings
 2, 2x, last vs. USC Upstate (4/11/23)..... Hits
 1, 2x, last vs. USC Upstate (4/11/23).....Runs
 1, 2x, last vs. USC Upstate (4/11/23)Earned Runs
 2 at Miss. St. (3/31/23)..... Walks
 3, 3x, last vs. Winthrop (5/3/23)..... Strikeouts

#29 Matthew Becker

Season High.....**Career High**
 5.0, 2x, last vs. Auburn (4/30/23).....Innings 6.0 vs. Texas (3/13/22)
 5, 2x, last vs. Kentucky (5/7/23)..... Hits..... 7 vs. Vanderbilt (3/26/22)
 5, 2x, last vs. Kentucky (5/7/23)..... Runs..... 5, 3x, last vs. Kentucky (5/7/23)
 5 vs. Auburn (4/30/23)..... Earned Runs..... 5 vs. Auburn (4/30/23)
 5 vs. Kentucky (5/7/23)..... Walks..... 6 vs. Vanderbilt (3/26/22)
 8, 2x, last vs. Auburn (4/30/23)..... Strikeouts..... 11 vs. Texas (3/13/22)

#30 Brett Thomas

Season High.....**Career High**
 1.0, 2x, last at USC Upstate (3/8/23)..... Innings .. 4.0, 2x, last vs. Kentucky (5/13/22)
 1 at USC Upstate (3/8/23)..... Hits..... 7 vs. Florida (5/19/22)
 Runs..... 4, 2x, last vs. Florida (5/19/22)
 Earned Runs 4, 2x, last vs. Florida (5/19/22)
 1 at USC Upstate (3/8/23)..... Walks...3, 3x, last vs. Kentucky (5/13/22)
 1, 2x, last at USC Upstate (3/8/23). Strikeouts.. 5, 2x, last vs. Florida (5/19/22)

#34 James Hicks

Season High.....**Career High**
 5.0, 2x, last vs. Clemson (3/5/23).....Innings 5.0, 2x, last vs. Clemson (3/5/23)
 6 vs. Kentucky (5/6/23)..... Hits..... 9, vs. UNCG (2/19/22)
 7, at Kentucky (5/6/23)..... Runs..... 7, at Kentucky (5/6/23)
 7, at Kentucky (5/6/23)..... Earned Runs..... 7, at Kentucky (5/6/23)
 2, 3x, last vs. Auburn (4/29/23)..... Walks..... 2, 3x, last vs. Auburn (4/29/23)
 6 vs. Clemson (3/5/23)..... Strikeouts..... 6 vs. Clemson (3/5/23)

#36 Cade Austin

Season High.....**Career High**
 3.0, vs. Auburn (4/29/23).....Innings 4.0 vs. Winthrop (2/22/22)
 3, 3x, last vs. Kentucky (5/7/23)..... Hits..... 7, at Texas A&M (5/7/22)
 4 vs. LSU (4/7/23)..... Runs..... 6 vs. UNCG (2/18/22)
 4 vs. LSU (4/7/23)..... Earned Runs..... 6 vs. UNCG (2/18/22)
 2 vs. LSU (4/7/23)..... Walks..... 3 vs. UNCG (2/18/22)
 3, 4x, last vs. Auburn (4/29/23)..... Strikeouts..... 5 at Tennessee (3/19/22)

#37 Chris Veach

Season High.....**Career High**
 3.0 vs. LSU (4/7/23).....Innings 4.0, at Auburn (2/21/21)
 3 vs. Auburn (4/30/23)..... Hits..... 4, vs. Indiana St. (6/5/21)
 2 vs. Clemson (3/4/23)..... Runs..... 4, at Longwood (4/17/21)
 2 vs. Clemson (3/4/23)..... Earned Runs..... 3, at Longwood (4/17/21)
 3 vs. LSU (4/7/23)..... Walks..... 3 vs. LSU (4/7/23)
 5 vs. LSU (4/7/23)..... Strikeouts..... 5 vs. LSU (4/7/23)

#40 Wesley Sweatt

Season High.....**Career High**
 1.0,7x, last vs. Kentucky (5/5/23).....Innings 5.0, vs. Georgia (3/15/19)
 2, 2x, last at Vandy (4/16/23)..... Hits..... 10, at Tennessee (3/22/19)
 1, 2x, last at Vandy (4/16/23)..... Runs..... 8, at Tennessee (3/22/19)
 1, 2x, last at Vandy (4/16/23)..... Earned Runs..... 6, at Tennessee (3/22/19)
 1, 2x, last at USC Upstate (3/8/23)..... Walks..... 3, vs. Furman (5/8/19)
 3 vs. USC Upstate (4/11/23)..... Strikeouts..... 4, 2x, last vs. Xavier (3/8/22)

#41 Zach Zedalis

Season/Career High.....
 1.0, 2x, last at The Citadel (3/28/23).Innings
 Hits
 Runs
 Earned Runs
 Walks
 2 at The Citadel (3/28/23)..... Strikeouts

#44 Trey Wheeler

Season/Career High.....
 1.0 at Miss. St (3/31/23).....Innings
 4 at Miss. St. (3/31/23)..... Hits
 3 at Miss. St. (3/31/23)..... Runs
 2 at Miss. St. (3/31/23)..... Earned Runs
 1, 2x, last at Miss. St. (3/31/23)..... Walks
 1, 2x, last at Miss. St. (3/31/23)..... Strikeouts

#45 Nick Proctor

Season High.....**Career High**
 2.2 vs. CSU (4/18/23).....Innings 4.1, vs. Pacific (2/19/21)
 4 vs. NCAT (2/28/23)..... Hits..... 5, 2x, last vs. St. Mary's (3/7/21)
 3 vs. NCAT (2/28/23)..... Runs..... 7, at San Fran. (2/27/21)
 3 vs. NCAT (2/28/23)..... Earned Runs..... 7, at San Fran. (2/27/21)
 1, 5x, last vs. Winthrop (5/3/23)..... Walks..... 3, at San Fran. (2/27/21)
 5 vs. CSU (4/18/23)..... Strikeouts.. 6, 2x, last vs. Ore. St. (5/26/22)

#47 Connor McCreery

Season/Career High.....
 1.0 vs. Kentucky (5/6/23).....Innings
 3 vs. Kentucky (5/6/23)..... Hits
 2 vs. Kentucky (5/6/23)..... Runs
 2 vs. Kentucky (5/6/23)..... Earned Runs
 1 vs. Kentucky (5/6/23)..... Walks
 Strikeouts

SOUTH CAROLINA LINEUPS BY POSITION

GAME (No./time)	C	1B	2B	SS	3B	LF	CF	RF	DH
2-17 UML (1/1)	Messina	Casas	McGillis	Wimmer	LeCroy	Denny	Stone	Brewer	Hornung
2-18 UML (1/2)	Messina	Casas	McGillis	Wimmer	LeCroy	Denny	Stone	Brewer	Hornung
2-19 UML (2/1)	Messina	Casas	McGillis	Wimmer	LeCroy	Hornung	Stone	Denny	Petry
2-21 WIN (3/1)	Messina	Casas	McGillis	Wimmer	LeCroy	Denny	Stone	Petry	Hornung
2-22 QUE (4/1)	LeCroy	Casas	McGillis	Wimmer	Petry	Hornung	Stone	Denny	Messina
2-24 PENN (3/2)	Messina	Casas	McGillis	Wimmer	LeCroy	Denny	Stone	Petry	Hornung
2-25 PENN (3/3)	Messina	Casas	McGillis	Wimmer	LeCroy	Denny	Stone	Petry	Hornung
2-26 PENN (5/1)	Messina	Casas	McGillis	Wimmer	LeCroy	Denny	Tippett	Petry	Hornung
2-28 NCAT (6/1)	French	Messina	McGillis	Wimmer	LeCroy	Denny	Tippett	Petry	Casas
3-3 CLEM (7/1)	Messina	Petry	McGillis	Wimmer	LeCroy	Hornung	Stone	Denny	Casas
3-4 CLEM (3/4)	Messina	Casas	McGillis	Wimmer	LeCroy	Denny	Stone	Petry	Hornung
3-5 CLEM (3/5)	Messina	Casas	McGillis	Wimmer	LeCroy	Denny	Stone	Petry	Hornung
3-7 CIT (8/1)	French	Casas	McGillis	Wimmer	LeCroy	Denny	Brewer	Petry	Messina
3-8 UPST (9/1)	Messina	Casas	McGillis	Wimmer	LeCroy	Denny	Brewer	Petry	Hornung
3-10 BCU (9/2)	Messina	Casas	McGillis	Wimmer	LeCroy	Denny	Brewer	Petry	Hornung
3-11 BCU (9/3)	Messina	Casas	McGillis	Wimmer	LeCroy	Denny	Brewer	Petry	Hornung
3-11 BCU (8/2)	French	Casas	McGillis	Wimmer	LeCroy	Denny	Brewer	Petry	Messina
3-14 PC (9/4)	Messina	Casas	McGillis	Wimmer	LeCroy	Denny	Brewer	Petry	Hornung
3-18 GA (9/5)	Messina	Casas	McGillis	Wimmer	LeCroy	Denny	Brewer	Petry	Hornung
3-18 GA (6/2)	French	Messina	McGillis	Wimmer	LeCroy	Denny	Tippett	Petry	Casas
3-19 GA (5/2)	Messina	Casas	McGillis	Wimmer	LeCroy	Denny	Tippett	Petry	Hornung
3-21 CHAR (10/1)	Messina	Casas	McGillis	Wimmer	Braswell	Denny	Tippett	Petry	Hornung
3-24 MIZ (9/6)	Messina	Casas	McGillis	Wimmer	LeCroy	Denny	Brewer	Petry	Hornung
3-25 MIZ (11/1)	French	Messina	Tippett	Wimmer	LeCroy	Denny	Stone	Petry	Hornung
3-25 MIZ (12/1)	Messina	Casas	Tippett	Wimmer	LeCroy	Denny	Stone	Petry	Hornung
3-28 CIT (13/1)	French	Messina	Tippett	Wimmer	LeCroy	Denny	Stone	Petry	Casas
3-30 MSST (14/1)	Messina	Casas	Braswell	Wimmer	LeCroy	Denny	Stone	Brewer	Petry
3-31 MSST (14/2)	Messina	Casas	Braswell	Wimmer	LeCroy	Denny	Stone	Brewer	Petry
4-1 MSST (14/3)	Messina	Casas	Braswell	Wimmer	LeCroy	Denny	Stone	Brewer	Petry
4-4 UNC (15/1)	French	Messina	Braswell	Wimmer	LeCroy	Brewer	Stone	Petry	Casas
4-6 LSU (16/1)	Messina	Casas	Braswell	Wimmer	LeCroy	Brewer	Stone	Petry	Hornung
4-7 LSU (16/2)	Messina	Casas	Braswell	Wimmer	LeCroy	Brewer	Stone	Petry	Hornung
4-11 UPST (17/1)	Messina	Casas	Braswell	Wimmer	LeCroy	Denny	Brewer	Petry	Hornung
4-14 VAN (16/3)	Messina	Casas	Braswell	Wimmer	LeCroy	Brewer	Stone	Petry	Hornung
4-15 VAN (15/2)	French	Messina	Braswell	Wimmer	LeCroy	Brewer	Stone	Petry	Casas
4-16 VAN (16/4)	Messina	Casas	Braswell	Wimmer	LeCroy	Brewer	Stone	Petry	Hornung
4-18 CSU (18/1)	Messina	Casas	Tippett	Wimmer	LeCroy	Denny	Brewer	Petry	Hornung
4-20 FLA (19/1)	Messina	Casas	Tippett	Wimmer	Braswell	Brewer	Stone	Petry	Hornung
4-21 FLA (20/1)	French	Messina	Tippett	Wimmer	Braswell	Brewer	Stone	Petry	Hornung
4-22 FLA (20/2)	French	Messina	Tippett	Wimmer	Braswell	Brewer	Stone	Petry	Hornung
4-28 AUB (19/2)	Messina	Casas	Tippett	Wimmer	Braswell	Brewer	Stone	Petry	Hornung
4-29 AUB (21/1)	French	Casas	Tippett	Braswell	Messina	Denny	Brewer	Petry	Hornung
4-30 AUB (21/2)	French	Casas	Tippett	Braswell	Messina	Denny	Brewer	Petry	Hornung
5-2 WIN (21/3)	French	Casas	Tippett	Braswell	Messina	Denny	Brewer	Petry	Hornung
5-5 UK (21/4)	French	Casas	Tippett	Braswell	Messina	Denny	Brewer	Petry	Hornung
5-6 UK (21/5)	French	Casas	Tippett	Braswell	Messina	Denny	Brewer	Petry	Hornung
5-7 UK (21/6)	French	Casas	Tippett	Braswell	Messina	Denny	Brewer	Petry	Hornung
5-9 UNF									
5-12 ARK									
5-13 ARK									
5-14 ARK									
5-16 CHAR									
5-18 TENN									
5-19 TENN									
5-20 TENN									

SOUTH CAROLINA LINEUPS BY BATTING ORDER

GAME (No./time)	1	2	3	4	5	6	7	8	9
2-17 UML (1/1)	Hornung	Wimmer	Denny	Messina	LeCroy	Casas	McGillis	Brewer	Stone
2-18 UML (1/2)	Hornung	Wimmer	Denny	Messina	LeCroy	Casas	McGillis	Brewer	Stone
2-19 UML (2/1)	Hornung	Wimmer	Denny	Messina	LeCroy	Casas	McGillis	Petry	Stone
2-21 WIN (2/2)	Hornung	Wimmer	Denny	Messina	LeCroy	Casas	McGillis	Petry	Stone
2-22 QUE (3/2)	Hornung	Wimmer	Denny	Messina	LeCroy	Casas	McGillis	Petry	Stone
2-24 PENN (4/1)	Hornung	Wimmer	Denny	Messina	Casas	LeCroy	Petry	McGillis	Stone
2-25 PENN (4/2)	Hornung	Wimmer	Denny	Messina	Casas	LeCroy	Petry	McGillis	Stone
2-26 PENN (5/1)	LeCroy	Wimmer	Denny	Messina	Petry	Casas	McGillis	Hornung	Tippett
2-28 NCAT (6/1)	McGillis	Wimmer	Denny	Messina	Casas	Petry	LeCroy	French	Tippett
3-3 CLEM (7/1)	McGillis	Wimmer	Denny	Messina	Casas	Petry	LeCroy	Hornung	Stone
3-4 CLEM (8/1)	McGillis	Wimmer	Denny	Messina	Petry	Casas	LeCroy	Hornung	Stone
3-5 CLEM (9/1)	Hornung	Wimmer	Denny	Messina	Petry	Casas	LeCroy	McGillis	Stone
3-7 CIT (10/1)	Denny	Wimmer	Casas	Messina	Petry	LeCroy	McGillis	French	Brewer
3-8 UPST (11/1)	Denny	Wimmer	Casas	Messina	Petry	LeCroy	McGillis	Hornung	Brewer
3-10 BCU (11/2)	Denny	Wimmer	Casas	Messina	Petry	LeCroy	McGillis	Hornung	Brewer
3-11 BCU (11/3)	Denny	Wimmer	Casas	Messina	Petry	LeCroy	McGillis	Hornung	Brewer
3-12 BCU (10/2)	Denny	Wimmer	Casas	Messina	Petry	LeCroy	McGillis	French	Brewer
3-14 PC (11/4)	Denny	Wimmer	Casas	Messina	Petry	LeCroy	McGillis	Hornung	Brewer
3-18 GA (12/1)	Hornung	Wimmer	Casas	Messina	Petry	LeCroy	Denny	McGillis	Brewer
3-18 GA (13/1)	McGillis	Wimmer	Casas	Messina	Petry	LeCroy	French	Denny	Tippett
3-19 GA (14/1)	McGillis	Wimmer	Casas	Messina	Petry	Hornung	LeCroy	Denny	Tippett
3-21 CHAR (15/1)	McGillis	Wimmer	Casas	Messina	Petry	Hornung	Braswell	Denny	Tippett
3-24 MIZ (16.1)	McGillis	Wimmer	Casas	Messina	Petry	Hornung	LeCroy	Denny	Brewer
3-25 MIZ (17/1)	Wimmer	Casas	Petry	Messina	LeCroy	French	Tippett	Denny	Stone
3-25 MIZ (18/1)	Wimmer	Casas	Petry	Messina	LeCroy	Hornung	Denny	Stone	Tippett
3-28 CIT (19/1)	Wimmer	Casas	Petry	Messina	LeCroy	French	Denny	Stone	Tippett
3-30 MSST (20/1)	Wimmer	Casas	Petry	Messina	LeCroy	Braswell	Denny	Stone	Brewer
3-31 MSST (21/1)	Wimmer	Casas	Petry	Messina	Braswell	Denny	LeCroy	Brewer	Stone
4-1 MSST (22/1)	Wimmer	Casas	Petry	Messina	LeCroy	Denny	Braswell	Brewer	Stone
4-4 UNC (23/1)	Wimmer	Casas	Petry	Messina	Brewer	LeCroy	Braswell	French	Stone
4-6 LSU (24/1)	Wimmer	Casas	Petry	Messina	Brewer	LeCroy	Hornung	Braswell	Stone
4-7 LSU (24/2)	Wimmer	Casas	Petry	Messina	Brewer	LeCroy	Hornung	Braswell	Stone
4-11 UPST (25/2)	Wimmer	Brewer	Petry	Messina	Casas	LeCroy	Hornung	Braswell	Denny
4-14 VAN (26/1)	Wimmer	Brewer	Petry	Messina	Casas	LeCroy	Hornung	Braswell	Stone
4-15 VAN (27/1)	Wimmer	Brewer	Petry	Messina	Casas	LeCroy	Braswell	French	Stone
4-16 VAN (28/1)	Brewer	Wimmer	Petry	Messina	Casas	LeCroy	Hornung	Braswell	Stone
4-18 CSU (29/1)	Brewer	Wimmer	Petry	Messina	Casas	LeCroy	Hornung	Denny	Tippett
4-20 FLA (30/1)	Brewer	Wimmer	Petry	Messina	Casas	Braswell	Hornung	Stone	Tippett
4-21 FLA (31/1)	Brewer	Wimmer	Petry	Messina	Braswell	Hornung	French	Stone	Tippett
4-22 FLA (32/1)	Brewer	Wimmer	Petry	Messina	Braswell	Hornung	Stone	French	Tippett
4-28 AUB (30/2)	Brewer	Wimmer	Petry	Messina	Casas	Braswell	Hornung	Stone	Tippett
4-29 AUB (33/1)	Hornung	Brewer	Petry	Messina	Braswell	Casas	Denny	French	Tippett
4-30 AUB (34/1)	Brewer	Braswell	Petry	Messina	Casas	Denny	French	Hornung	Tippett
5-2 WIN (34/2)	Brewer	Braswell	Petry	Messina	Casas	Denny	French	Hornung	Tippett
5-5 UK (35/1)	Brewer	Braswell	Petry	Messina	Denny	Casas	French	Hornung	Tippett
5-6 UK (34/3)	Brewer	Braswell	Petry	Messina	Casas	Denny	French	Hornung	Tippett
5-7 UK (36/1)	Braswell	Brewer	Petry	Messina	Casas	Denny	French	Hornung	Tippett
5-9 UNF									
5-12 ARK									
5-13 ARK									
5-14 ARK									
5-16 CHAR									
5-18 TENN									
5-19 TENN									
5-20 TENN									

Record: 36-11 Home: 25-3 Away: 9-8 Neutral: 2-0 SEC: 14-9

Player	avg	gp-gs	ab	r	h	2b	3b	hr	rbi	tb	slg%	bb	hp	so	gdp	ob%	sf	sh	sb-att	po	a	e	fld%	
20 Ethan Petry	.395	47-45	167	44	66	7	0	21	68	136	.814	22	11	41	5	.478	7	0	2-3	75	3	2	.975	
5 Talmadge LeCroy	.317	39-36	123	29	39	7	1	3	30	57	.463	22	13	31	1	.463	2	2	0-0	21	49	9	.886	
19 Cole Messina	.317	47-47	180	52	57	16	1	15	58	120	.667	31	9	37	4	.435	3	0	5-5	352	24	3	.992	
3 Braylen Wimmer	.299	41-41	157	52	47	8	1	11	36	90	.573	25	8	37	1	.419	1	2	13-14	48	112	9	.947	
10 Dylan Brewer	.276	40-31	116	40	32	6	0	7	19	59	.509	26	6	41	3	.430	1	2	7-8	53	1	1	.982	
52 Gavin Casas	.259	45-45	158	50	41	7	0	19	46	105	.665	35	12	47	4	.425	2	0	0-0	278	11	5	.983	
15 Carson Hornung	.255	39-36	106	23	27	5	0	4	26	44	.415	40	6	37	0	.474	2	0	1-1	3	0	0	1.000	
11 Caleb Denny	.232	41-37	142	27	33	9	1	4	33	56	.394	21	6	53	2	.353	1	2	9-10	52	3	2	.965	

37 Chris Veach	.500	5-0	4	2	2	0	0	0	0	2	.500	0	0	1	0	.500	0	0	0-0	6	1	1	.875	
31 David Cromer	.500	7-0	4	0	2	0	0	0	2	2	.500	0	0	1	1	.500	0	0	0-0	1	0	0	1.000	
6 Will McGillis	.297	23-23	74	23	22	3	1	10	22	57	.770	16	10	12	0	.480	0	0	2-2	21	47	3	.958	
7 Michael Braswell	.287	35-21	94	14	27	7	2	1	16	41	.436	18	1	23	4	.404	1	0	0-1	26	60	4	.956	
26 Jonathan French	.227	29-16	66	12	15	4	0	2	10	25	.379	16	2	30	1	.393	0	1	0-0	168	11	0	1.000	
9 Evan Stone	.212	41-26	85	26	18	3	0	2	12	27	.318	15	9	37	0	.382	1	2	3-3	62	1	0	1.000	
13 Will Tippett	.172	31-19	64	13	11	1	0	2	8	18	.281	13	0	31	0	.312	0	6	1-1	38	28	1	.985	
50 Kevin Madden	.100	11-0	10	1	1	0	0	1	3	4	.400	1	0	2	0	.182	0	0	0-0	1	3	1	.800	
Totals	.284	47	1550	408	440	83	7	102	389	843	.544	301	93	461	26	.424	21	17	43-48	1218	402	48	.971	
Opponents	.236	47	1543	202	364	74	4	46	180	584	.378	146	37	455	22	.315	8	14	34-43	1165	340	48	.969	

LOB - Team (410), Opp (328). DPs turned - Team (28), Opp (33). CI - Team (0), Opp (1). IBB - Team (3), Messina 1, French 1, Casas 1, Opp (5). Picked off - Brewer 1, Petry 1.

(All games Sorted by Earned run avg)

Player	era	w-l	app	gs	cg	sho	sv	ip	h	r	er	bb	so	2b	3b	hr	b/avg	wp	hp	bks	sfa	sha		
23 Jack Mahoney	4.42	4-2	12	12	0	0/0	0	57.0	62	34	28	20	57	12	0	8	.273	5	5	0	1	3		
32 Will Sanders	5.75	4-3	11	11	0	0/0	0	56.1	54	40	36	24	66	15	1	10	.252	5	9	0	3	2		

41 Zach Zedalis	0.00	1-0	2	0	0	0/0	0	2.0	0	0	0	0	3	0	0	0	.000	1	1	0	0	0		
30 Brett Thomas	0.00	0-0	2	0	0	0/0	0	2.0	1	0	0	1	2	0	0	0	.167	0	0	0	0	0		
28 Austin Williamson	1.29	1-0	12	0	0	0/2	0	14.0	7	2	2	4	17	1	0	2	.146	1	1	0	0	0		
37 Chris Veach	1.86	2-0	15	0	0	0/0	4	19.1	11	5	4	10	26	2	0	2	.162	1	1	0	0	0		
40 Wesley Sweatt	2.57	0-0	7	0	0	0/0	0	7.0	8	2	2	2	7	3	0	1	.296	1	0	0	1	0		
18 Eli Jerzembeck	2.84	0-1	16	3	0	0/1	0	31.2	29	11	10	6	36	6	0	2	.234	4	1	0	0	2		
16 Dylan Eskew	3.00	0-0	4	0	0	0/1	0	6.0	4	2	2	7	4	1	0	0	.190	2	1	0	0	0		
33 Noah Hall	3.29	5-1	7	7	1	0/1	0	41.0	38	15	15	9	43	9	0	3	.241	2	3	0	0	0		
14 Eli Jones	3.38	4-2	17	3	0	0/2	0	37.1	33	19	14	10	42	4	1	2	.231	2	3	0	1	1		
4 Jackson Phipps	3.38	0-0	7	0	0	0/0	0	5.1	4	5	2	7	8	0	0	0	.190	2	1	0	1	0		
45 Nick Proctor	3.57	4-0	17	0	0	0/2	1	17.2	14	7	7	5	23	5	0	2	.222	0	0	0	0	1		
34 James Hicks	3.97	6-1	19	2	0	0/1	2	45.1	42	23	20	11	36	9	1	4	.246	0	2	0	1	3		
36 Cade Austin	4.43	1-0	19	0	0	0/2	1	20.1	17	10	10	6	27	2	0	2	.218	1	0	0	0	1		
29 Matthew Becker	4.46	4-1	14	8	0	0/4	1	38.1	32	21	19	21	54	3	1	7	.219	3	7	2	0	0		
25 Sam Simpson	4.50	0-0	2	1	0	0/0	0	2.0	1	1	1	0	2	0	0	0	.167	0	1	0	0	1		
44 Trey Wheeler	7.71	0-0	3	0	0	0/0	0	2.1	4	3	2	2	2	1	0	1	.364	0	1	0	0	0		
47 Connor McCreery	18.00	0-0	1	0	0	0/0	0	1.0	3	2	2	1	0	1	0	0	.600	0	0	0	0	0		
Totals	3.88	36-11	47	47	1	4/4	9	406.0	364	202	175	146	455	74	4	46	.236	30	37	2	8	14		
Opponents	8.60	11-36	47	47	0	0/0	1	388.1	440	408	371	301	461	83	7	102	.284	41	93	4	21	17		

PB - Team (4), Messina 3, French 1, Opp (9). Pickoffs - Team (9), Mahoney 2, Hicks 2, French 1, Becker 1, Jones 1, Hall 1, Proctor 1, Opp (2). SBA/ATT - Messina (20-24), French (14-16), Hall (7-8), Hicks (4-7), Sanders (5-7), Jones (4-4), Becker (1-3), Mahoney (2-3), McCreery (2-2), Jerzembeck (2-2), Proctor (2-2), Simpson (2-2), Williamson (1-1), Sweatt (1-1), Austin (1-1).

Record: 14-9 Home: 8-3 Away: 6-6 SEC: 14-9

Player	avg	gp-gs	ab	r	h	2b	3b	hr	rbi	tb	slg%	bb	hp	so	gdp	ob%	sf	sh	sb-att	po	a	e	fld%	
20 Ethan Petry	.388	23-23	85	20	33	3	0	13	41	75	.882	12	7	25	4	.486	3	0	1-1	38	1	1	.975	
10 Dylan Brewer	.303	20-19	66	22	20	4	0	3	7	33	.500	17	4	26	1	.471	0	2	3-4	29	0	1	.967	
7 Michael Braswell	.300	19-17	70	10	21	7	1	1	14	33	.471	11	1	17	3	.402	0	0	0-0	18	39	2	.966	
19 Cole Messina	.258	23-23	89	18	23	8	0	6	25	49	.551	15	3	20	4	.380	1	0	3-3	161	12	2	.989	
52 Gavin Casas	.240	21-21	75	23	18	3	0	7	13	42	.560	17	7	24	3	.424	0	0	0-0	138	7	3	.980	
3 Braylen Wimmer	.236	18-18	72	17	17	5	0	5	16	37	.514	12	2	17	0	.360	0	1	1-2	27	54	3	.964	
15 Carson Hornung	.228	18-17	57	9	13	0	0	2	9	19	.333	16	0	23	0	.392	1	0	1-1	0	0	0	.000	

6 Will McGillis	.583	4-4	12	7	7	2	0	3	9	18	1.500	4	1	0	0	.706	0	0	1-1	6	10	0	1.000	
5 Talmadge LeCroy	.250	16-14	52	12	13	3	0	1	7	19	.365	10	4	15	0	.409	0	0	0-0	5	22	7	.794	
9 Evan Stone	.217	18-14	46	11	10	1	0	2	7	17	.370	5	4	21	0	.339	1	2	2-2	31	1	0	1.000	
11 Caleb Denny	.214	18-14	56	6	12	3	0	0	7	15	.268	6	1	26	0	.302	0	2	1-1	20	1	1	.955	
13 Will Tippett	.184	17-13	38	11	7	1	0	1	5	11	.289	8	0	18	0	.326	0	5	1-1	26	22	1	.980	
26 Jonathan French	.179	13-10	39	4	7	1	0	0	3	8	.205	6	0	19	1	.289	0	0	0-0	81	8	0	1.000	
Totals	.266	23	757	170	201	41	1	44	163	376	.497	139	34	251	16	.400	6	12	14-16	588	199	26	.968	
Opponents	.276	23	769	139	212	41	4	38	125	375	.488	84	24	201	15	.362	7	9	16-22	586	164	21	.973	

LOB - Team (193), Opp (166). DPs turned - Team (18), Opp (20). CI - Team (0), Opp (1). IBB - Team (3), Messina 1, French 1, Casas 1, Opp (4). Picked off - Petry 1, Brewer 1.

(SEC games only Sorted by Earned run avg)

Player	era	w-l	app	gs	cg	sho	sv	ip	h	r	er	bb	so	2b	3b	hr	b/avg	wp	hp	bk	sfa	sha
23 Jack Mahoney	5.25	2-2	8	8	0	0/0	0	36.0	41	27	21	16	31	9	0	8	.283	4	4	0	1	1
34 James Hicks	6.39	3-1	12	0	0	0/0	1	25.1	33	20	18	7	18	8	1	4	.330	0	2	0	1	3
32 Will Sanders	6.88	2-2	7	7	0	0/0	0	35.1	33	29	27	19	40	8	1	7	.252	4	7	0	3	2

18 Eli Jerzembeck	0.00	0-0	5	0	0	0/0	0	5.2	4	0	0	2	7	1	0	0	.200	0	1	0	0	1
4 Jackson Phipps	0.00	0-0	1	0	0	0/0	0	0.2	2	3	0	1	1	0	0	0	.400	0	0	0	1	0
37 Chris Veach	1.29	2-0	10	0	0	0/0	2	14.0	9	3	2	7	19	1	0	2	.180	1	1	0	0	0
28 Austin Williamson	1.80	1-0	5	0	0	0/0	0	5.0	4	1	1	3	5	0	0	1	.222	1	1	0	0	0
40 Wesley Sweatt	3.00	0-0	3	0	0	0/0	0	3.0	3	1	1	0	3	1	0	1	.250	0	0	0	0	0
33 Noah Hall	4.32	2-1	3	3	1	0/0	0	16.2	21	8	8	2	17	6	0	3	.300	0	0	0	0	0
14 Eli Jones	5.71	0-2	10	1	0	0/0	0	17.1	20	15	11	8	16	0	1	2	.290	1	2	0	1	1
29 Matthew Becker	5.73	2-1	6	4	0	0/0	0	22.0	20	16	14	12	31	2	1	6	.233	0	5	2	0	0
45 Nick Proctor	5.79	0-0	4	0	0	0/0	1	4.2	5	3	3	0	3	2	0	1	.313	0	0	0	0	1
36 Cade Austin	8.64	0-0	7	0	0	0/0	1	8.1	10	8	8	5	9	1	0	2	.286	1	0	0	0	0
47 Connor McCreery	18.00	0-0	1	0	0	0/0	0	1.0	3	2	2	1	0	1	0	0	.600	0	0	0	0	0
44 Trey Wheeler	18.00	0-0	1	0	0	0/0	0	1.0	4	3	2	1	1	1	0	1	.571	0	1	0	0	0
Totals	5.37	14-9	23	23	1	0/0	5	196.0	212	139	117	84	201	41	4	38	.276	12	24	2	7	9
Opponents	7.23	9-14	23	23	0	0/0	1	195.1	201	170	157	139	251	41	1	44	.266	14	34	0	6	12

PB - Team (2), French 1, Messina 1, Opp (5). Pickoffs - Team (3), French 1, Jones 1, Hicks 1, Opp (2). SBA/ATT - French (9-11), Messina (7-9), Hicks (4-7), Sanders (4-5), McCreery (2-2), Mahoney (1-2), Jones (2-2), Hall (0-1), Williamson (1-1), Becker (1-1), Jerzembeck (1-1).

INNINGS SUMMARY

Table with 13 columns (1-9, X, Total) and 2 rows (USC, OPP) showing runs, hits, errors, and total score.

RECORD WHEN TEAM SCORES

Runs 0 1 2 3 4 5 6 7 8 9 10+
W-L 0-0 1-0 0-3 0-3 0-1 5-2 3-0 4-2 4-0 1-0 18-0

RECORD WHEN OPP. SCORES

Runs 0 1 2 3 4 5 6 7 8 9 10+
W-L 4-0 8-0 4-0 6-0 5-0 5-1 1-2 1-1 1-3 1-2 0-2

RECORD WHEN LEADING AFTER

Inn. 1 2 3 4 5 6 7 8
W-L 14-2 24-2 27-2 28-2 27-1 26-1 26-1 28-0

RECORD WHEN TRAILING AFTER

Inn. 1 2 3 4 5 6 7 8
W-L 2-4 4-6 3-7 2-9 1-10 5-10 3-9 2-9

CAROLINA WHEN...

Situation Record
Total 36-11
Conference 14-9
Non-Conf 22-2
Home 25-3
Away 9-8
Neutral 2-0
Day 21-6
Night 15-5
vs Left 10-5
vs Right 26-6
1-Run games 6-1
2-Run games 3-1
5+Run games 24-4
Extra inns 1-0
Shutouts 4-0
Scoring 0-2 runs 1-3
Scoring 3-5 runs 5-6
Scoring 6-9 runs 12-2
Scoring 10+ runs 18-0
Opponent 0-2 runs 16-0
Opponent 3-5 runs 16-1
Opponent 6-9 runs 4-8
Opponent 10+ runs 0-2
Scored in 1st inning 16-4
Scores first 26-4
Opp. scores first 10-7
After 6 leading 26-1
After 6 trailing 5-10
After 6 tied 5-0
After 7 leading 26-1
After 7 trailing 3-9
After 7 tied 2-0
After 8 leading 28-0
After 8 trailing 2-9
After 8 tied 1-1
Hit 0 home runs 1-4
Hit 1 home run 8-5
Hit 2+ home runs 27-2
Opponent 0 home runs 21-0
Opponent 1 home run 10-5
Opponent 2+ HRs 5-6
Made 0 errors 17-3
Made 1 error 10-2
Made 2+ errors 9-6
Opp. made 0 errors 11-8
Opp. made 1 error 14-1
Opp. made 2+ errors 11-2
Out-hit opponent 25-0
Out-hit by opponent 6-10
Hits are tied 5-1

RECORD BY DEFENSIVE LINE-UP

STARTING LINEUP BY POSITION (Team record when starter)

PITCHER: 23 Jack Mahoney 12 (8-4), 32 Will Sanders 11 (8-3), 29 Matthew Becker 8 (6-2), 33 Noah Hall 7 (6-1), 18 Eli Jerzembeck 3 (2-1), 14 Eli Jones 3 (3-0), 34 James Hicks 2 (2-0), 25 Sam Simpson 1 (1-0)
CATCHER: 19 Cole Messina 30 (24-6), 26 Jonathan French 16 (11-5), 5 Talmadge LeCroy 1 (1-0)
FIRST BASE: 52 Gavin Casas 38 (29-9), 19 Cole Messina 8 (7-1), 20 Ethan Petry 1 (0-1)
SECOND BASE: 6 Will McGillis 23 (21-2), 13 Will Tippett 14 (9-5), 7 Michael Braswell 10 (6-4)
THIRD BASE: 5 Talmadge LeCroy 35 (30-5), 19 Cole Messina 6 (2-4), 7 Michael Braswell 5 (3-2), 20 Ethan Petry 1 (1-0)
SHORTSTOP: 3 Braylen Wimmer 41 (34-7), 7 Michael Braswell 6 (2-4)
LEFT FIELD: 11 Caleb Denny 34 (28-6), 10 Dylan Brewer 10 (6-4), 15 Carson Hornung 3 (2-1)
CENTER FIELD: 9 Evan Stone 26 (20-6), 10 Dylan Brewer 16 (12-4), 13 Will Tippett 5 (4-1)
RIGHT FIELD: 20 Ethan Petry 39 (30-9), 10 Dylan Brewer 5 (4-1), 11 Caleb Denny 3 (2-1)
DESIGNATED HITTER: 15 Carson Hornung 33 (25-8), 52 Gavin Casas 7 (5-2), 20 Ethan Petry 4 (3-1), 19 Cole Messina 3 (3-0)

RECORD BY BATTING ORDER

STARTING LINEUP BY LINEUP SPOT (Team record when starter)

LEADOFF: 3 Braylen Wimmer 12 (9-3), 15 Carson Hornung 10 (9-1), 10 Dylan Brewer 10 (6-4), 6 Will McGillis 7 (5-2), 11 Caleb Denny 6 (6-0), 7 Michael Braswell 1 (0-1), 5 Talmadge LeCroy 1 (1-0)
2ND SPOT: 3 Braylen Wimmer 29 (25-4), 52 Gavin Casas 9 (7-2), 10 Dylan Brewer 5 (2-3), 7 Michael Braswell 4 (2-2)
3RD SPOT: 20 Ethan Petry 24 (15-9), 11 Caleb Denny 12 (11-1), 52 Gavin Casas 11 (10-1)
CLEANUP: 19 Cole Messina 47 (36-11)
5TH SPOT: 52 Gavin Casas 15 (9-6), 20 Ethan Petry 14 (13-1), 5 Talmadge LeCroy 10 (10-0), 7 Michael Braswell 4 (2-2), 10 Dylan Brewer 3 (2-1), 11 Caleb Denny 1 (0-1)
6TH SPOT: 5 Talmadge LeCroy 18 (15-3), 52 Gavin Casas 10 (8-2), 11 Caleb Denny 6 (3-3), 15 Carson Hornung 6 (5-1), 7 Michael Braswell 3 (2-1), 20 Ethan Petry 2 (1-1), 26 Jonathan French 2 (2-0)
7TH SPOT: 15 Carson Hornung 11 (8-3), 6 Will McGillis 9 (9-0), 26 Jonathan French 7 (4-3), 5 Talmadge LeCroy 7 (5-2), 11 Caleb Denny 5 (4-1), 7 Michael Braswell 4 (2-2), 20 Ethan Petry 2 (2-0), 9 Evan Stone 1 (1-0), 13 Will Tippett 1 (1-0)
8TH SPOT: 15 Carson Hornung 9 (5-4), 6 Will McGillis 7 (7-0), 26 Jonathan French 7 (5-2), 9 Evan Stone 6 (5-1), 11 Caleb Denny 6 (5-1), 7 Michael Braswell 5 (3-2), 10 Dylan Brewer 4 (3-1), 20 Ethan Petry 3 (3-0)
9TH SPOT: 9 Evan Stone 19 (14-5), 13 Will Tippett 18 (12-6), 10 Dylan Brewer 9 (9-0), 11 Caleb Denny 1 (1-0)

STARTERS SUMMARY

Table with columns: Player, GS, P, C, 1B, 2B, 3B, SS, LF, CF, RF, OF, DH, 1st, 2nd, 3rd, 4th, 5th, 6th, 7th, 8th, 9th. Lists starting pitchers and their performance across various positions and batting orders.

GAMECOCK STREAKS

Multiple Hit Games	2	3	4	5+	Total
20 Ethan Petry	12	6	1	-	19
19 Cole Messina	12	3	1	-	16
3 Braylen Wimmer	9	3	-	1	13
5 Talmadge LeCroy	9	2	-	-	11
52 Gavin Casas	5	3	1	-	9
6 Will McGillis	8	-	-	-	8
11 Caleb Denny	6	1	1	-	8
9 Evan Stone	6	-	-	-	6
15 Carson Hornung	3	2	-	-	5
10 Dylan Brewer	2	2	1	-	5
7 Michael Braswell	3	1	-	-	4
26 Jonathan French	2	-	-	-	2
TEAM	77	23	5	1	106

Multiple RBI Games	2	3	4	5+	Total
20 Ethan Petry	5	8	2	2	17
19 Cole Messina	8	2	4	-	14
52 Gavin Casas	6	5	1	1	13
3 Braylen Wimmer	4	5	-	1	10
11 Caleb Denny	4	3	1	1	9
5 Talmadge LeCroy	8	1	-	-	9
15 Carson Hornung	4	2	-	1	7
6 Will McGillis	3	1	2	-	6
7 Michael Braswell	4	1	-	-	5
10 Dylan Brewer	3	-	-	1	4
9 Evan Stone	2	1	-	-	3
13 Will Tippett	-	1	-	-	1
26 Jonathan French	1	-	-	-	1
TEAM	52	30	10	7	99

Hitting Streaks	Longest	Current
19 Cole Messina	12	4
20 Ethan Petry	9	1
3 Braylen Wimmer	8	-
11 Caleb Denny	6	4
5 Talmadge LeCroy	6	-
15 Carson Hornung	6	1
6 Will McGillis	6	6
10 Dylan Brewer	5	2
52 Gavin Casas	4	-
7 Michael Braswell	4	4
13 Will Tippett	3	2
26 Jonathan French	3	3
9 Evan Stone	3	-
31 David Cromer	1	1
37 Chris Veach	1	1
50 Kevin Madden	1	-

Reached Base Streaks	Longest	Current
52 Gavin Casas	19	2
10 Dylan Brewer	18	18
15 Carson Hornung	15	9
5 Talmadge LeCroy	14	-
6 Will McGillis	13	13
19 Cole Messina	12	4
20 Ethan Petry	12	1
11 Caleb Denny	12	5
9 Evan Stone	10	-
26 Jonathan French	10	3
3 Braylen Wimmer	9	7
7 Michael Braswell	8	8
13 Will Tippett	3	2
50 Kevin Madden	1	-
37 Chris Veach	1	1
31 David Cromer	1	1

SEASON/CAREER STATS

**South Carolina Baseball
Individual Season/Career Summary for South Carolina (as of May 08, 2023)**
(All games Sorted by Batting avg)

Record: 36-11 Home: 25-3 Away: 9-8 Neutral: 2-0 SEC: 14-9

Player	SEASON												CAREER															
	Avg	G-GS	AB	R	H	2B	3B	HR	RBI	BB	Hbp	SO	Sb	Att	Avg	G-GS	AB	R	H	2B	3B	HR	RBI	BB	Hbp	SO	Sb	Att
20 Ethan Petry	.395	47-45	167	44	66	7	0	21	68	22	11	41	2-3		.395	47-45	167	44	66	7	0	21	68	22	11	41	2-3	
5 Talmadge LeCroy	.317	39-36	123	29	39	7	1	3	30	22	13	31	0-0		.289	78-63	218	42	63	12	1	3	41	41	15	55	1-2	
19 Cole Messina	.317	47-47	180	52	57	16	1	15	58	31	9	37	5-5		.290	64-52	210	54	61	16	1	15	59	35	10	45	5-6	
3 Braylen Wimmer	.299	41-41	157	52	47	8	1	11	36	25	8	37	13-14		.289	166-160	626	130	181	36	2	29	107	53	16	163	34-40	
10 Dylan Brewer	.276	40-31	116	40	32	6	0	7	19	26	6	41	7-8		.271	54-32	133	40	36	7	0	7	20	27	6	49	7-8	
52 Gavin Casas	.259	45-45	158	50	41	7	0	19	46	35	12	47	0-0		.259	45-45	158	50	41	7	0	19	46	35	12	47	0-0	
15 Carson Hornung	.255	39-36	106	23	27	5	0	4	26	40	6	37	1-1		.234	80-68	197	34	46	7	0	6	37	59	6	60	1-1	
11 Caleb Denny	.232	41-37	142	27	33	9	1	4	33	21	6	53	9-10		.232	41-37	142	27	33	9	1	4	33	21	6	53	9-10	
31 David Cromer	.500	7-0	4	0	2	0	0	0	2	0	0	1	0-0		.400	9-0	5	0	2	0	0	0	0	2	1	0	2	0-0
37 Chris Veach	.500	5-0	4	2	2	0	0	0	0	0	0	1	0-0		.500	5-0	4	2	2	0	0	0	0	0	0	1	0-0	
6 Will McGillis	.297	23-23	74	23	22	3	1	10	22	16	10	12	2-2		.297	23-23	74	23	22	3	1	10	22	16	10	12	2-2	
7 Michael Braswell	.287	35-21	94	14	27	7	2	1	16	18	1	23	0-1		.285	89-75	295	43	84	16	4	3	43	45	1	77	3-6	
26 Jonathan French	.227	29-16	66	12	15	4	0	2	10	16	2	30	0-0		.227	29-16	66	12	15	4	0	2	10	16	2	30	0-0	
9 Evan Stone	.212	41-26	85	26	18	3	0	2	12	15	9	37	3-3		.198	87-54	172	42	34	5	0	2	16	25	16	67	5-6	
13 Will Tippett	.172	31-19	64	13	11	1	0	2	8	13	0	31	1-1		.172	31-19	64	13	11	1	0	2	8	13	0	31	1-1	
50 Kevin Madden	.100	11-0	10	1	1	0	0	1	3	1	0	2	0-0		.237	64-53	211	34	50	5	1	7	29	15	8	23	5-8	
Totals	.284	47-47	1550	408	440	83	7	102	389	301	93	461	43-48															
Opponents	.236	47-47	1543	202	364	74	4	46	180	146	37	455	34-43															

Player	SEASON												CAREER														
	ERA	W-L	App	GS	CG	Sv	IP	H	R	ER	BB	SO	ERA	W-L	App	GS	CG	Sv	IP	H	R	ER	BB	SO			
23 Jack Mahoney	4.42	4-2	12	12	0	0	57.0	62	34	28	20	57		3.39	7-2	26	17	0	0	90.1	89	41	34	28	96		
32 Will Sanders	5.75	4-3	11	11	0	0	56.1	54	40	36	24	66		4.12	17-9	48	36	0	0	199.0	187	103	91	66	211		
30 Brett Thomas	0.00	0-0	2	0	0	0	2.0	1	0	0	1	2		5.06	1-1	20	6	0	0	32.0	31	19	18	20	39		
41 Zach Zedalis	0.00	1-0	2	0	0	0	2.0	0	0	0	0	3		0.00	1-0	2	0	0	0	2.0	0	0	0	0	3		
28 Austin Williamson	1.29	1-0	12	0	0	0	14.0	7	2	2	4	17		1.29	1-0	12	0	0	0	14.0	7	2	2	4	17		
37 Chris Veach	1.86	2-0	15	0	0	0	19.1	11	5	4	10	26		1.86	2-0	15	0	0	0	4	19.1	11	5	4	10	26	
40 Wesley Sweatt	2.57	0-0	7	0	0	0	7.0	8	2	2	2	7		4.92	3-3	47	5	0	0	2	71.1	82	45	39	18	54	
18 Eli Jerzembeck	2.84	0-1	16	3	0	0	31.2	29	11	10	6	36		2.84	0-1	16	3	0	0	0	31.2	29	11	10	6	36	
16 Dylan Eskew	3.00	0-0	4	0	0	0	6.0	4	2	2	7	4		3.00	0-0	4	0	0	0	6.0	4	2	2	7	4		
33 Noah Hall	3.29	5-1	7	7	1	0	41.0	38	15	15	9	43		3.98	8-6	22	19	1	0	0	117.2	113	56	52	40	121	
14 Eli Jones	3.38	4-2	17	3	0	0	37.1	33	19	14	10	42		3.96	5-3	23	9	0	0	0	50.0	50	27	22	13	52	
4 Jackson Phipps	3.38	0-0	7	0	0	0	5.1	4	5	2	7	8		7.27	0-0	19	0	0	0	0	17.1	19	17	14	11	24	
45 Nick Proctor	3.57	4-0	17	0	0	0	17.2	14	7	7	5	23		3.57	4-0	17	0	0	0	1	17.2	14	7	7	5	23	
34 James Hicks	3.97	6-1	19	2	0	0	2	45.1	42	23	20	11	36		4.13	6-2	21	4	0	0	2	52.1	52	27	24	12	43
36 Cade Austin	4.43	1-0	19	0	0	0	20.1	17	10	10	6	27		3.51	6-2	46	2	0	0	3	74.1	69	35	29	25	82	
29 Matthew Becker	4.46	4-1	14	8	0	0	1	38.1	32	21	19	21	54		4.88	6-5	35	13	0	0	5	86.2	76	51	47	53	122
25 Sam Simpson	4.50	0-0	2	1	0	0	2.0	1	1	1	0	2		4.50	0-0	2	1	0	0	0	2.0	1	1	1	0	2	
44 Trey Wheeler	7.71	0-0	3	0	0	0	2.1	4	3	2	2	2		7.71	0-0	3	0	0	0	0	2.1	4	3	2	2	2	
47 Connor McCreery	18.00	0-0	1	0	0	0	1.0	3	2	2	1	0		18.00	0-0	1	0	0	0	0	1.0	3	2	2	1	0	
Totals	3.88	36-11	47	47	1	4	9	406.0	364	202	175	146	455														
Opponents	8.60	11-36	47	47	0	0	1	388.1	440	408	371	301	461														

2 NCAA Championships, 3 SEC Championships, 7 SEC East Titles, 31 NCAA Appearances



#17 MARK KINGSTON

HEAD COACH

6TH SEASON AT SOUTH CAROLINA - 14TH SEASON AS HEAD COACH NORTH CAROLINA (1995)

Mark Kingston was named the head baseball coach at the University of South Carolina on June 30, 2017. He became the 30th head coach in the history of Gamecock Baseball.

Kingston's first team at Carolina (2018) advanced to the Super Regionals in Arkansas after going 3-0 in the Greenville Regional at East Carolina. The Gamecocks won each of their last five SEC series in 2018, as Carolina swept LSU and won series against Vanderbilt, Ole Miss, Missouri and Texas A&M on its way to a third place finish in the SEC East (17-13) and fifth-place overall conference finish. Carolina handed Ar-

kansas its only postseason loss until the College World Series championship series, defeating the Razorbacks 8-5 in game two of the super regional. The Carolina team finished seventh in the country in fielding percentage (.980) and 12th in home runs (79). Kingston coached 10 players that were picked in the 2018 MLB First-Year Player Draft and had 12 players selected to the Spring SEC Academic Honor Roll.

The 2019 team saw five players picked in the MLB First-Year Player Draft, including TJ Hopkins in the ninth round. The Gamecocks earned a Palmetto Point, winning 2-of-3 games against Clemson in early March. Success against the ACC continued with wins over N.C. State and North Carolina in Charlotte. South Carolina earned a trip to Hoover on the final day of the regular season, defeating College World Series participant Mississippi State in Starkville. Kingston coached Brett Kerry, who was named to the SEC All-Freshman team and was named a Freshman All-American by three different organizations.

The 2020 season was cut short after 16 games due to the coronavirus, but Kingston's squad was 12-4 that included a pair of weekend sweeps and a win over Clemson in Segra Park, had a pitching staff that had a 2.81 ERA and 184 strikeouts in 144 innings pitched and had Wes Clarke, who led the SEC with eight home runs. Kingston coached Carmen Mlodzinski, who was selected by the Pittsburgh Pirates with the 31st pick in the 2020 MLB First-Year Player Draft. Carolina also had a team grade-point-average of 3.399, the highest in program history, in the spring and had 17 student-athletes on the SEC Spring Honor Roll.

In 2021, the Gamecocks hosted the NCAA Columbia Regional, winning 34 games, including a 16-14 record in SEC play. That included a sweep of Florida and series wins at Georgia and LSU. Kingston guided the Gamecocks to a series win against Clemson, winning back-to-back games on walk-off hits from Andrew Eyster. The Carolina pitching staff had a 3.80 ERA, fourth in the SEC, and struck out 624 batters in 507 innings pitched. The Gamecocks had eight players picked in the 2021 MLB Draft, which tied for third for the most players picked from a Division I school. Carolina also earned the Team Academic Award from the ACBA and had 23 players on either the SEC Honor Roll or the SEC First-Year Academic Honor Roll.

Series wins over No. 1 Texas, No. 4 Vanderbilt and national champion Ole Miss highlighted the 2022 season. The Gamecocks had five players picked in the First-Year Player Draft and had a pair of SEC honors as Brandt Belk was a Second Team selection and Michael Braswell an All-Freshman team honoree. Cade Austin was named a Freshman All-American on the mound and Will Sanders earned seven wins on the bump. The Gamecocks had 18 student-athletes make the SEC Spring Honor Roll.

Kingston came to Carolina following a three-year stint as the head coach at USF. He compiled a 100-78-1 record while in Tampa, helping the Bulls to a pair of NCAA Regional appearances. Kingston owns a career mark of 447-300-1 in 13 seasons as a head coach, including five at Illinois State, with four NCAA appearances in that nine-year span.

Kingston has helped lead 13 teams to NCAA Tournament berths as an assistant and head coach -- with five of those teams appearing in the NCAA Super Regionals, two participating in the College World Series and one winning a national championship. As a player at the University of North Carolina, Kingston was part of the 1989 Tar Heels squad that won an Atlantic Coast Conference regular-season title and advanced to the College World Series. He also helped UNC win the ACC Tournament and advance to the NCAA Regionals in 1990. As an assistant coach, Kingston helped the Miami Hurricanes capture the 2001 College World Series as the No. 1 overall seed. His 21-year collegiate coaching career also includes stops at Tulane, where he helped guide the Green Wave to the 2005 College World Series, and Purdue.

Kingston guided USF to a 42-19 mark in 2017, the first time since 1996 that the team had reached the 40-win mark. Under Kingston's leadership, the Bulls earned their second trip to the NCAA Tournament in three years. USF won 19-straight games from Feb. 19 - March 22, the second-longest streak in program history. During that streak, USF defeated then No. 3 Florida State in Tallahassee, its first victory against FSU since 1989. On May 9, the Bulls defeated then-No. 5 Florida in Gainesville. It marked the first time in program history that the Bulls beat both FSU and Florida on the road in the same season. The victories were just USF's second and third wins over top-five teams in program history. Kingston reached the 100-win mark at the helm of the program in the Gainesville Regional opener with a 9-1 win over Bethune-Cookman, making him the second-fastest coach in program history to reach 100 victories.

Kingston's Bulls dominated on the mound in 2017, posting a 3.24 team ERA and allowing 7.64 hits per nine innings, both in the top-10 nationally. The pitchers led the country with 10.1 strikeouts per nine innings and set a program record with 620 strikeouts. Offensively, shortstop Kevin Merrell set an American Athletic Conference record with a .384 average, the third-straight year he led the Bulls in hitting. Merrell was named an All-American by four separate publications and was named to the AAC First Team for a second-straight year. He was one of five Bulls named to All-American Athletic Conference teams, the most since 2009. Merrell was drafted by the Oakland Athletics with the 33rd overall pick in the MLB Amateur Draft, becoming the third-highest drafted player in program history. Overall, four USF players were selected in the draft, as Phoenix Sanders went in the 10th round to the Tampa Bay Rays, Joe Cavallaro was taken in the 24th round by the New York Mets and Ryan Valdes was selected in the 33rd round by the Pittsburgh Pirates.

In 2016, the Bulls recorded 517 strikeouts, logging back-to-back seasons of over 500 strikeouts for the first time in school history. Merrell posted a team-high .320 batting average and a first-team all-conference selection in the AAC. Pitcher Brandon Lawson also notched over 100 strikeouts on his way to a second-team all-conference honor. The Bulls won two series against ranked teams (No. 25 Michigan State, at No. 22 East Carolina), and had three players drafted - pitcher Tommy Eveld (ninth round, Arizona), pitcher Brandon Lawson (13th round, Tampa Bay), and outfielder Luke Maglich (34th round, Philadelphia).

Kingston made an immediate impact at USF in 2015, leading the Bulls to an NCAA Regional for the first time since 2002. Kingston and his staff increased the Bulls' 2014 win total by seven and earned the team's first NCAA Tournament win in 13 years. Coach Kingston's guidance helped produce four players who were drafted by Major League Baseball clubs, including pitcher Jimmy Herget (sixth round, Cincinnati), pitcher Tommy Peterson (12th round, Washington), infielder Kyle Teaf (30th round, Tampa Bay), and pitcher Casey Mulholland (37th round, Dodgers). Merrell was recognized as a Louisville Slugger Freshman All-American, and catcher Levi Borders was named to the Johnny Bench Watch list and was a unanimous selection on The American's First Team. Herget was also named to The American's First Team, and Peterson earned second-team honors. Merrell, first baseman Buddy Putnum, and Teaf were also named to the NCAA Gainesville Regional All-Tournament team.

2 NCAA Championships, 3 SEC Championships, 7 SEC East Titles, 31 NCAA Appearances

Kingston came to USF with a long track record as a top-level recruiter and a producer of offensively explosive teams. He spent 2010-2014 as the head coach at Illinois State University, where he led the Redbirds to two MVC regular season championships and one conference tournament title while twice breaking the program's season wins record. He won more than 30 games in each of his five seasons at ISU, a program-record string that included a season-record 39 wins in 2013. He reached the MVC Tournament championship game three times and compiled an overall record of 173-102 (.629 winning percentage). Kingston was twice named a "Rising College Coach" by Kendall Rogers of Perfect Game USA during a five-year tenure at Illinois State (2010-2014) in which he earned MVC Coach of the Year honors in 2010 and 2013 and helped 18 Redbirds earn First-Team all-MVC honors. Two of his players were named MVC Player or Pitcher of the Year and eight were selected in the Major League Baseball First-Year Player Draft.

Kingston led ISU to rapid success, as the Redbirds ranked second in conference wins (64) from 2010-14 while posting two first-place finishes and no worse than a fourth-place conclusion in the MVC. His overall winning percentage of .629 and average of 35 wins per season were a strong improvement over previous seasons. ISU's average RPI rating of 69.50 from 2010-13 ranked fifth among all northern Division I programs and Kingston's recruiting classes contained 15 players ranked in the Top-20 in the state of Illinois by Prep Baseball Report, more than any other university.

He took over the ISU program after serving one season as the team's associate head coach and promptly posted the most successful first-year head coaching stint in program history. Kingston led the 2010 Redbirds to their first-ever share of the MVC regular-season title, their first MVC Tournament title since 1994 and their first NCAA Tournament victory since 1976. ISU's 32-24 record was the most wins for the Redbirds since 1999.

In 2011, Kingston guided the team to a then-record season win total (36-18), including a marquee victory at Miami (Fla.), and placed seven players on the All-MVC team. The following year (2012) ISU went 33-19 and posted a 10-game win-streak, the program's longest since 1984. Closer Kenny Long was selected by the Houston Astros in the 22nd round of the MLB First-Year Player Draft, marking three-consecutive seasons in which a Redbird was selected in the MLB draft.

In 2013, Kingston guided ISU to a program-best 39 wins (39-19), posted a school-record 12-game winning streak, won the MVC outright for the first time in school history and set a Valley-record with eight first-team All-MVC selections. Offensively, ISU paced the MVC in batting average, on-base percentage, slugging percentage and home runs and the pitching staff fired a program-record 13 complete games, including 10 shutouts.

Prior to his stint at ISU, Kingston was part of 500 wins (500-279-2) in 13 seasons as an assistant coach and was widely respected as one of the top assistants in the nation. He spent the previous seven years at Tulane University, serving as recruiting coordinator throughout his tenure and as associate head coach the final five seasons with the responsibility of overseeing recruiting, coaching hitters and developing catchers and infielders.

At Tulane, Kingston's recruiting and coaching efforts helped the Green Wave to six postseason appearances, two NCAA Super Regionals and a berth in the 2005 College World Series. The 2005 Green Wave team was seeded as the top team overall while also receiving the top academic honor in Omaha. Tulane averaged nearly 42 wins per season with Kingston on staff. Kingston recruited or coached seven players who became All-Americans at Tulane, including James Jurries (2002) and Michael Aubrey (2003). The Green Wave slugger became the first hitters in 18 years to hit .400 for the season and both earned Conference USA Player of the Year recognition. Aubrey was selected by the Cleveland Indians 11th overall in 2003, the highest Tulane player ever taken in the draft.

Prior to Tulane, Kingston spent two years at Miami (Fla.), where he helped the Hurricanes capture the 2001 College World Series as the No. 1 overall seed. While at Miami, the Hurricanes finished with top-five school single-season marks in batting average, runs scored and slugging percentage, and led the nation with 228 stolen bases in 2001. In the run to the 2001 national title, the 'Canes had an NCAA-best 17-0 run to end the season and set a College World Series record with 12.3 runs per game while hitting .373 as a team in Omaha.

Kingston spent one year as an assistant at Illinois State, helping the 1999 Redbirds set then-school records for wins in a season (35), runs scored, RBI, doubles, hits and walks, while finishing second in school history in home runs, total bases and batting average. Kingston began his coaching career with two seasons at Purdue, helping the Boilermakers post three of the top-seven batting averages in school history and place five position players on the All-Big Ten team after not posting any the year before his arrival.

A 1995 graduate of North Carolina with a degree in communications, Kingston was part of the 1989 Tar Heels squad that won an Atlantic Coast Conference regular-season title and advanced to the College World Series. He also helped the team win the ACC Tournament and advance to NCAA Regionals in 1990 as a sophomore. Kingston received the Trippe Bourne "Most Dedicated Player" Award for his outstanding work ethic and leadership during his junior campaign, and was named a team captain his senior season.

Drafted by the Milwaukee Brewers out of North Carolina in 1992, the Northern Virginia native played professionally for five seasons with Milwaukee and the Chicago Cubs organizations.

Kingston attended Potomac High School (Virginia), where he developed into a Collegiate Baseball Top-50 Prospect and was drafted by the New York Yankees after leading his team to the 1988 state championship. In 2006, Kingston was inducted into the Potomac Hall of Fame.

In 2019, Kingston was named as an assistant coach to the USA Baseball Collegiate National Team, which played in tournaments in Taiwan and Japan.

Kingston and his wife, the former Letitia Kelly, have three children, Kailyn Grace, Cameron James and Kathryn Patricia. He also wrote and produced two instructional videos for Championship Productions, "Keys to Consistent Hitting" and "Catching Drills and Fundamentals." He also was the only assistant coach chosen to write a chapter in "The Baseball Drill Book" produced by the American Baseball Coaches Association.

THE KINGSTON FILE

447-300-1 Overall Coaching Record

Birthdate: May 16, 1970
 Birthplace: Buffalo, N.Y.
 High School: Potomac (Dumfries, Va.)
 College: North Carolina (1995)

COACHING EXPERIENCE

(27 YEARS)

Present.....	University of South Carolina Head Coach
2015-17.....	University of South Florida Head Coach
2010-14.....	Illinois State University Head Coach
2009.....	Illinois State University Assistant Coach
2002-08.....	Tulane University Assistant Coach
2000-01.....	University of Miami Assistant Coach
1999.....	Illinois State University Assistant Coach
1997-98.....	Purdue University Assistant Coach

COACHING ACHIEVEMENTS

- One National Championship (Miami, 2001)
- Two College World Series Appearances (2001, 2005)
- Five Super Regional Appearances (2000, '01, '04, '05, '18)
- 12 NCAA Tournament Appearances
- 2010 MVC Tournament Champions
- 2013 MVC Regular Season Champions

ATHLETIC EXPERIENCE

- University of North Carolina (1989-92)
- Helped the Tar Heels to the 1989 College World Series and the 1990 ACC Tournament title
- Drafted by Milwaukee in the 1992 MLB Draft
- Spent five season in pro baseball with Milwaukee and the Chicago Cubs
- Drafted by the New York Yankees out of high school



South Carolina Spring 2023 Numerical Roster

ACTIVE ROSTER

No.	Name	Pos.	B-T	Ht.	Wt.	Cl.-Exp.	Hometown	Previous School
2	Roman Kimball	RHP	R-R	5-11	170	So.-TR	New Hartford, N.Y.	Notre Dame
3	Braylen Wimmer	INF	R-R	6-4	200	Sr.-2L*	Yukon, Okla.	Yukon HS
4	Jackson Phipps	LHP	L-L	6-4	225	So.-RS	Dallas, Ga.	East Paulding HS
5	Talmadge LeCroy	C/INF	R/R	6-2	190	So.-1L	Belton, S.C.	Belton-Honea Path HS
6	Will McGillis	INF	R-R	6-3	200	Gr.-TR*	San Diego, Calif.	Southern Miss
7	Michael Braswell	INF	R-R	6-2	195	So.-1L	Mabelton, Ga.	Campbell HS
9	Evan Stone	OF	R-R	6-0	185	So.-1L	Irmo, S.C.	Dutch Fork HS
10	Dylan Brewer	OF	L-L	6-2	180	Sr.-TR*	Latta, S.C.	Clemson
11	Caleb Denny	OF	L-R	6-2	195	Jr.-TR*	Owasso, Okla.	Oral Roberts
12	Jacob Compton	1B/OF	L-L	6-1	225	Jr.-TR	Olive Branch, Miss.	Memphis
13	Will Tippett	INF	B-R	6-1	170	Fr.-HS	Stone Mountain, Ga.	St. Pius X HS
14	Eli Jones	RHP	R-R	6-1	195	So.-1L	Peachtree City, Ga.	Starr's Mill HS
15	Carson Hornung	INF	L-R	6-3	215	So.-1L	Overland Park, Kan.	Blue Valley Southwest HS
16	Dyaln Eskew	RHP	R-R	6-3	190	So.-JC	Tampa, Fla.	Chipola J.C.
18	Eli Jerzembeck	RHP	R-R	6-2	180	Fr.-HS	Charlotte, N.C.	Providence HS
19	Cole Messina	C	R-R	6-0	220	So.-1L	Summerville, S.C.	Summerville HS
20	Ethan Petry	INF/RHP	R-R	6-4	230	Fr.-HS	Land O' Lakes, Fla.	Cypress Creek HS
22	Ricky Williams	RHP	R-R	6-2	200	Jr.-TR	Lexington, S.C.	Clemson
23	Jack Mahoney	RHP	R-R	6-3	205	Jr.-2L	Arlington Hts., Ill.	St. Viator HS
25	Sam Simpson	RHP	R-R	6-1	175	Fr.-RS	Carrollton, Ga.	Carrollton HS
26	Jonathan French	C	R-R	5-11	235	Sr.-TR*	Lilburn, Ga.	Clemson
28	Austin Williamson	RHP	R-R	6-4	220	Fr.-HS	Sherrills Ford, N.C.	P27 Academy
29	Matthew Becker	LHP	R-L	6-3	200	So.-1L	Chapin, S.C.	Chapin HS
30	Brett Thomas	RHP	R-R	6-5	240	Sr.-2L	Atlanta, Ga.	Riverwood HS
31	David Cromer	OF	R-R	6-2	225	So.-1L	Lexington, S.C.	Lexington HS
32	Will Sanders	RHP	L-R	6-6	215	Jr.-2L	Atlanta, Ga.	Woodward Academy
33	Noah Hall	RHP	R-R	6-0	190	Sr.-1L*	Charlotte, N.C.	Appalachian State
34	James Hicks	RHP	R-R	6-2	190	Jr.-RS*	Conway, Ark.	Crowder College
35	Connor Fuhrman	OF	R-R	6-0	200	Fr.-HS	Daleville, Va.	Lord Botetourt HS
36	Cade Austin	RHP	R-R	6-3	230	So.-1L	Chapin, S.C.	Chapin HS
37	Chris Veach	RHP/INF	R-R	6-0	200	Jr.-TR	Chapin, S.C.	Presbyterian
38	Zander Buchan	C	B-R	5-11	190	Fr.-HS	Columbia, S.C.	A.C. Flora HS
40	Wesley Sweatt	RHP	R-R	6-3	220	5th-3L*	Rock Hill, S.C.	Northwestern HS
41	Zach Zedalis	RHP	R-R	5-11	185	Jr.-JC	Charlotte, N.C.	Gaston College
44	Trey Wheeler	LHP	L-L	6-0	180	Fr.-HS	Indianapolis, Fla.	Melbourne, Fla.
45	Nick Proctor	RHP	R-R	5-10	185	Gr.-TR*	Pleasanton, Calif.	California
47	Connor McCreery	RHP	R-R	6-6	205	Fr.-HS	Williston Park, N.Y.	P27 Academy
52	Gavin Casas	1B	L-R	6-4	230	Jr.-TR	Pembroke Pines, Fla.	Vanderbilt

Coaching Staff

HEAD COACH
ASSOCIATE HEAD COACH
ASSISTANT COACH/PITCHING
ASSISTANT COACH
STUDENT ASSISTANT COACH
DIRECTOR OF PLAYER DEVELOPMENT
DIRECTOR OF OPERATIONS
DIRECTOR OF SPORT PERFORMANCE
ATHLETIC TRAINER
COORDINATOR - OPERATIONS AND EQUIPMENT

GRADUATE ASSISTANT ATHLETIC TRAINER
BULLPEN CATCHERS
STUDENT MANAGERS

STUDENT ATHLETIC TRAINERS

17 Mark Kingston (6th season as head coach) (North Carolina, 1995)
 43 Monte Lee (1st/7th season) (College of Charleston, 2000)
 35 Justin Parker (2nd season) (Wright State, 2012)
 8 Scott Wingo (2nd season) (South Carolina, 2015)
 27 Alek Boychuk
 Mike Current
 Ryan West
 Billy Anderson
 Cory Barton
 Jamie Karl

 Alex Trimble
 Meredith McFadden, Patrick Murphy, Aidan Osborne, Mickey Paragano
 Sydney Herz, Matthew Hull, Vincent Kulmacz, Zach Manning, Bryson Mitchell,
 Brendan Ramsey, Noah Wise
 Austin Coates, Michaela Lawlor, Ryan Quinn

Pronunciations

Alek Boychuk	boy-CHUCK
Michael Braswell	BRAZ-well
Zander Buchan	BEW-can
Gavin Casas	kah-suhz
Carson Fuhrman	FUR-men
Carson Hornung	HOR-nung
Eli Jerzembeck	jur-zem-BECK
Talmadge LeCroy	LEE-croy
Ethan Petry	peh-TREE
Zach Zedalis	Ze-DAL-us



#2 ROMAN
KIMBALL



#3 BRAYLEN
WIMMER



#4 JACKSON
PHIPPS



#5 TALMADGE
LEGROY



#6 WILL
MCGILLIS



#7 MICHAEL
BRASWELL



#9 EVAN
STONE



#10 DYLAN
BREWER



#11 CALEB
DENNY



#12 JACOB
COMPTON



#13 WILL
TIPPETT



#14 ELI
JONES



#15 CARSON
HORNUNG



#16 DYLAN
ESKEW



#18 ELI
JERZEMBECK



#19 COLE
MESSINA



#20 ETHAN
PETRY



#22 RICKY
WILLIAMS



#23 JACK
MAHONEY



#25 SAM
SIMPSON



#26 JONATHAN
FRENCH



#28 AUSTIN
WILLIAMSON



#29 MATTHEW
BECKER



#30 BRETT
THOMAS



#31 DAVID
CROMER



#32 WILL
SANDERS



#33 NOAH
HALL



#34 JAMES
HICKS



#35 CONNOR
FUHRMAN



#36 CADE
AUSTIN



#37 CHRIS
VEACH



#38 ZANDER
BUCHAN



#40 WESLEY
SWEATT



#41 ZACH
ZEDALIS



#44 TREY
WHEELER



#45 NICK
PROCTOR



#47 CONNOR
MCCREERY



#52 GAVIN
CASAS



MARK KINGSTON
HEAD COACH



MONTE LEE
ASSOCIATE HEAD
COACH



JUSTIN PARKER
ASSISTANT COACH



SCOTT WINGO
ASSISTANT COACH



MIKE CURRENT
DIR. OF PLAYER
DEVELOPMENT