



# SOUTH CAROLINA BASEBALL

South Carolina Baseball Contact: Kent Reichert - (803) 777-5257 - kent2@mailbox.sc.edu

## 2023 SOUTH CAROLINA SCHEDULE

### FEBRUARY (9-0)

17	UMASS LOWELL (SECN+)	W, 20-3
18	UMASS LOWELL (SECN+)	W, 17-1
19	UMASS LOWELL (SECN+)	W, 12-1
21	WINTHROP (SECN+)	W, 19-3
22	QUEENS (SECN+)	W, 12-0
24	PENN (SECN+)	W, 7-4
25	PENN (SECN+)	W, 1-0
26	PENN (SECN+)	W, 6-5
28	NORTH CAROLINA A&T (SECN+)	W, 11-3

### MARCH (17-3)

3	at Clemson (ACCNX)	L, 2-5
4	vs. Clemson (Fluor Field) (SECN+)	W, 11-9
5	CLEMSON (SECN+)	W, 7-1
7	THE CITADEL (SECN+)	W, 8-1
8	vs. USC Upstate (Fluor Field)(ESPN+)	W, 19-1
10	BETHUNE-COOKMAN (SECN+)	W, 20-3 (7)
11	BETHUNE-COOKMAN (SECN+)	W, 8-5
11	BETHUNE-COOKMAN (SECN+)	W, 10-3
14	PRESBYTERIAN (SECN+)	W, 5-0
18	at Georgia* (SECN+)	W, 5-4
18	at Georgia* (SECN+)	W, 12-2 (7)
19	at Georgia* (SEC NETWORK)	W, 12-1 (7)
21	at Charlotte (Truist Field) (ESPN+)	L, 2-6
24	No. 22 MISSOURI* (SEC NETWORK)	W, 9-8
25	No. 22 MISSOURI* (SECN+)	W, 8-1
25	No. 22 MISSOURI* (SECN+)	W, 5-4 (12)
28	at The Citadel (ESPN+)	W, 13-2 (7)
30	at Mississippi State* (SEC NETWORK)	W, 6-4
31	at Mississippi State* (SECN+)	L, 3-13 (7)

### APRIL (10-5)

1	at Mississippi State* (SECN+)	W, 14-5
4	vs. No. 13 North Carolina (Truist Field)	W, 5-0
6	No. 1 LSU* (SECN+)	W, 13-5
7	No. 1 LSU* (SECN+)	L, 7-8
11	USC UPSTATE (SECN+)	W, 7-2
14	at No. 4 Vanderbilt* (SECN+)	W, 14-6
15	at No. 4 Vanderbilt* (SECN+)	L, 5-8
16	at No. 4 Vanderbilt* (SECN+)	L, 4-6
18	CHARLESTON SOUTHERN (SECN+)W, 10-4	
20	No. 3 FLORIDA* (ESPNU)	W, 13-3 (7)
21	No. 3 FLORIDA* (SECN+)	W, 5-2
22	No. 3 FLORIDA* (SECN+)	W, 7-5
28	AUBURN* (SECN+)	L, 3-8
29	AUBURN* (SECN+)	L, 5-9
30	AUBURN* (SEC NETWORK)	W, 8-7

### MAY (2-7)

3	at Winthrop (ESPN+)	W, 6-1
5	at Kentucky* (SECN+)	L, 3-7
6	at Kentucky* (SECN+)	L, 7-14
7	at Kentucky* (SEC NETWORK)	L, 2-9
9	NORTH FLORIDA (SECN+)	L, 5-8
12	at No. 3 Arkansas* (SECN+)	L, 1-4
13	at No. 3 Arkansas* (SECN+)	W, 3-1
14	at No. 3 Arkansas* (SECN+)	L, 1-5
16	CHARLOTTE (SECN+)	L, 9-11
18	No. 18 TENNESSEE* (SECN+)	7 p.m.
19	No. 18 TENNESSEE* (SECN+)	7 p.m.
20	No. 18 TENNESSEE* (SEC NETWORK)	2 p.m.
23-28	at SEC Tournament (Hoover, Ala.)	TBA

### JUNE

2-5	NCAA Regionals	TBA
9-12	NCAA Super Regionals	TBA
16-26	College World Series (Omaha, Neb.)	TBA

All times Eastern. Dates and times subject to change  
\* denotes SEC game  
( ) denotes TV or Neutral Site game

## #13 SOUTH CAROLINA (37-15, 15-11) VS #18 TENNESSEE (36-17, 14-13)

**Dates:** Thursday, May 18 -- Saturday, May 20  
**Times:** 7/7/2 p.m.  
**Place:** Founders Park, Columbia, S.C.



### LIVE COVERAGE

**Radio:** Gamecock Radio Network/flagship 107.5 FM "The Game"  
(Derek Scott, Tommy Moody)

**Broadcast:** SEC Network Plus (Thursday and Friday), SEC Network (Saturday)

**Internet:** Additional coverage on Facebook, Instagram, & Twitter @GamecockBasebl

### PROBABLE PITCHING ROTATION

**Thursday:** RHP Eli Jones (4-3, 3.40 ERA) vs. RHP Andrew Lindsey (1-2, 2.98 ERA)

**Friday:** TBA vs. RHP Chase Dollander (6-5, 4.35 ERA)

**Saturday:** TBA vs. TBA

### FOR STARTERS

The University of South Carolina baseball team closes out the 2023 regular season with a three-game set against Tennessee at Founders Park. The series starts on Thursday, May 18 at 7 p.m. Friday's (May 19) game also begins at 7 p.m. with Saturday's (May 20) series finale at 2 p.m.

Thursday and Friday's games will be streamed on SEC Network Plus. Saturday's game will be televised on SEC Network with Dave Neal and Kyle Peterson on the call. All games also will be broadcast on the Gamecocks Sports Network from Learfield with Derek Scott and Tommy Moody on the call.

The Gamecocks are coming off an 11-9 loss to Charlotte on Tuesday night. Cole Messina, Talmadge LeCroy and Dylan Brewer all homered in the game while Ethan Petry had a pair of doubles against the 49ers.

### SCOUTING TENNESSEE

The Volunteers are coming off a 9-5 win over Belmont in eight innings on Tuesday. Maui Ahuna had three hits for Tennessee in the win. Ahuna is hitting .320 with 16 doubles while Zane Denton has a team-best 48 RBI. On the mound, Chase Dollander has 94 strikeouts in 68.1 innings pitched. He joins Drew Beam with six victories.

### SERIES VS. TENNESSEE

Carolina holds a 66-43 series advantage on Tennessee heading into this weekend's series. The Volunteers swept the Gamecocks in Knoxville last season. Cade Austin pitched 3.1 innings of shutout relief, striking out five in Saturday's game. The last meeting in Columbia was on the final weekend of 2021. Carolina won the middle game behind a Brady Allen home run and a stellar effort on the mound from Brett Kerry.

### SENIOR DAY SATURDAY

Carolina will honor seven seniors before Saturday's game against Tennessee. The Gamecocks will recognize Noah Hall, James Hicks, Will McGillis, Nick Proctor, Wesley Sweatt, Brett Thomas and Braylen Wimmer before the 2 p.m. start. Carolina also will recognize managers Bryson Mitchell and Noah Wise and bullpen catcher Mickey Paragano.

### GAMECOCKS SPIN GEMS AT ARKANSAS

Jack Mahoney pitched seven scoreless innings, allowing just five hits with six strikeouts and two walks in a 3-1 win over Arkansas on May 13. Mahoney set a season high in innings

### FOLLOW ON SOCIAL MEDIA



@GAMECOCKBASEBL // #GAMECOCKS  
FACEBOOK.COM//GAMECOCKBASEBL  
WWW.GAMECOCKSONLINE.COM

## SOUTH CAROLINA QUICK FACTS

## GENERAL INFORMATION

Location.....Columbia, S.C.  
 Enrollment..... 35,388  
 Founded ..... 1801  
 University President.....Michael Amiridis  
 Athletics Director.....Ray Tanner  
 Faculty Representative .....Eva Monsma  
 Conference.....Southeastern  
 Nickname.....Gamecocks  
 Colors.....Garnet & Black  
 Mascot.....Cocky

## TEAM INFORMATION

Head Coach.....Mark Kingston  
 Alma Mater.....North Carolina, 1995  
**Record at South Carolina.....175-124 (5 years)**  
**Career Record .....448-304-1 (14th Year)**  
 Associate Head Coach.....Monte Lee  
 Assistant Coach.....Justin Parker  
 Assistant Coach.....Scott Wingo  
 Director of Player Development.....Mike Current  
 Director of Operations.....Ryan West  
 Director of Sport Performance.....Billy Anderson  
 Athletics Trainer.....Cory Barton  
 Academic Advisor.....Storm Blitz

## 2022 SEASON IN REVIEW/2023 OUTLOOK

2022 Overall Record.....27-28  
 2022 SEC Record/Finish.....13-17/5th East  
 2022 Postseason Finish.....0-1 at SEC Tournament  
 Position Starters Returning/Lost.....6/3  
 Pitchers Returning/Lost.....9/6  
 Players Returning/Lost.....17/16

## PROGRAM HISTORY

First Year of Baseball.....1892  
 First Year in SEC.....1992  
 All-Time Record.....2,743-1,656-17 (624)  
 All-Time SEC Record.....501-401-1 (.556)  
 SEC Championships.....3 (2000, 2002, 2011)  
 SEC Conference Tournament Titles.....1 (2004)  
 SEC East Titles7 (1999, 2000, 2002, 2003, 2011, 2012, 2016)  
 National Championships.....2 (2010, 2011)  
 NCAA Appearances/Last.....33/2021  
 NCAA Tournament Record.....137-71  
 College World Series Appearances/Last.....11/2012  
 College World Series Record.....32-20

## FACILITY INFORMATION

Stadium (Dimensions).....  
 .....Founders Park (L-325, C-400, R-325,A-375)  
 Capacity .. 6,400 permanent seats (8,242 standing-room only)  
 Press Box Phone.....803-777-6648

## MEDIA INFORMATION

Assistant A.D. /Media Relations.....Steve Fink  
 Associate Media Rel. Dir./Baseball Contact.....Kent Reichert  
 Media Relations Main Phone.....803-777-5204  
 Media Relations Fax.....803-777-2967  
 Reichert Office Phone.....803-777-5257  
 Reichert Cell Phone.....734-548-0878  
 Reichert E-mail.....kent2@mailbox.sc.edu  
 Official Athletics Web Site... www.GamecocksOnline.com  
 Official Baseball Twitter.....@GamecockBaseball  
 Media Relations AddressUniversity of South Carolina Athletics  
 .....Rice Athletics Center  
 .....1304 Heyward Street  
 .....Columbia, SC 29208

## SOUTH CAROLINA-TENNESSEE HEAD-TO-HEAD

Category	South Carolina	Tennessee
Games	52	53
Batting Average	.278	.296
At-Bats	16715	1747
Runs	427	423
Hits	477	517
Doubles	87	94
Triples	7	15
Home Runs	107	110
Slugging Pct.	.524	.556
On-Base Pct.	.417	.413
Stolen Bases	50-57	54-64
ERA	4.07	3.76
Innings	449.0	452.0
Earned Runs	203	189
Strikeouts	510	596
Walks	164	151
Hits	417	383
Fielding Pct.	.972	.974
Overall Record	37-15	36-17
Conference Record	15-11 SEC	14-13 SEC
Current Streak	L2	W1
Last 5 Games	1-4	4-1
Last 10 Games	3-7	7-3

pitched in improving to 5-2 on the season. He has 63 strikeouts in 64 innings pitched. Eli Jones had 10 strikeouts in five innings pitched in Friday's game. Jones has 52 strikeouts in 42.1 innings pitched. Matthew Becker ended the weekend striking out seven in 5.2 innings on Sunday. The Gamecock pitching allowed just 10 runs in the three games in Fayetteville.

## CASAS GETS CLOSE TO 20

Gavin Casas belted three home runs on the weekend in Lexington against Kentucky, upping his total to 19 on the year. Casas and Ethan Petry (21) have a chance to be the first Gamecocks to ever have a pair of 20 home run seasons in the same year.

## TIPPETT GOES YARD IN AUBURN WIN

Freshman Will Tippett belted a three-run home run to left field to give Carolina an 8-6 lead on its way to an 8-7 win over Auburn on Sunday afternoon (April 30). He then hit a home run in Carolina's 6-1 win over Winthrop on May 3. Tippett now has three home runs and nine RBI on the season.

## PETRY MOVES INTO THE RECORD BOOK

Freshman Ethan Petry now has the freshman record for home runs (21) and RBI (68) after his two-run double on April 22 broke Justin Smoak's freshman RBI record, set in 2006.

## GAMECOCKS GETTING ON BASE

Not only are the Gamecocks fourth in the country in home runs, Carolina has been on base 424 times via the free pass (326 walks, 98 hit by pitches). That leads to a .417 team on-base percentage. Carson Hornung leads Carolina with 41 walks. Talmadge LeCroy has been hit 14 times. Carolina is third in the nation in walks and 13th in the country in hit by pitches. The Gamecocks also broke their single-season hit by pitch record in the April 30 game against Auburn. The previous record was 89, set in the 2010 season.

## VEACH NAMED TO STOPPER WATCH LIST

University of South Carolina redshirt sophomore righthanded pitcher Chris Veach has been named to the Stopper of the Year Midseason Watch List, the NCBWA announced this afternoon (Wednesday, April 26). Veach is one of 56 relief pitchers on the list with the award handed out to the top relief pitcher in Division I baseball.

Veach, a Chapin, S.C., native, has made 17 appearances on the mound for the Gamecocks and is 2-1 with a 3.74 ERA and five saves in 21.2 innings pitched. He has 28 strikeouts and a .190 opponent's batting average with just five extra-base hits allowed in 2023. Veach

collected a pair of saves in the three-game sweep of No. 3 Florida on April 20-22.

**SANDERS HITS STRIKEOUT MILESTONE**

Junior Will Sanders struck out 10 in six innings in a 13-3 win over Florida on April 20. He also reached 200 career strikeouts with his final one of the night vs. the Gators. Sanders has 211 strikeouts in 199 career innings with 17 wins and a 4.12 ERA.

**GOING BACK-TO-BACK**

Dylan Brewer and Ethan Petry hit back-to-back home runs in the first inning of Carolina's 7-2 win over USC Upstate on Tuesday night (April 11). It was the eighth time this season that the Gamecocks have hit back-to-back home runs. Carolina is fourth in the nation with 107 home runs after 52 games played.

**GAMECOCKS IN THE NATIONAL RANKINGS**

The University of South Carolina baseball team is ranked in all six major polls after the week of May 15. The Gamecocks are ranked No. 9 in the USA TODAY poll, No 10 in the Baseball America poll, No. 12 in the NCBWA poll, No. 13 in the D1Baseball poll, No. 15 in the Perfect Game poll and No. 16 in the Collegiate Baseball poll.

**WIMMER NAMED A BROOKS WALLACE SEMIFINALIST**

Shortstop Braylen Wimmer has been named a semifinalist for the Brooks Wallace Award, the College Baseball Foundation announced May 16. The Brooks Wallace Award is given to the top Division I shortstop in the country.

Wimmer has played in 45 games for the Gamecocks this season and is hitting .291 with eight doubles, a triple, 11 home runs, 38 RBI and 13 stolen bases. The Yukon, Okla., native is slugging .541 and has a .406 on-base percentage. He was a perfect 5-for-5 in the season opener against UMass Lowell (Feb. 17) and drove in five runs the very next game. He hit back-to-back leadoff home runs at Mississippi State (March 31-April 1) and drove in three runs in a win over Georgia (March 18).

**CASAS, PETRY NAMED TO GOLDEN SPIKES WATCH LIST**

University of South Carolina junior first baseman Gavin Casas and freshman outfielder Ethan Petry were both named to the Golden Spikes Award Midseason Watch List, it was announced on Wednesday, April 5.

Casas is tied for sixth in the SEC with 19 home runs on the year. He is hitting .264 with 51 runs scored, eight doubles, 48 RBI and 37 walks. Casas is slugging .629 with a .422 on-base percentage.

Petry leads the team and is sixth in the SEC with a .378 batting average. He has 21 home runs and 68 RBI, while slugging .761 and getting on base at a .461 clip. Petry has been named the SEC Freshman of the Week four times and SEC Player of the Week on April 10.

**MESSINA NAMED TO BUSTER POSEY AWARD WATCH LIST**

University of South Carolina baseball catcher Cole Messina has been added to the Buster Posey Award Watch List, the Wichita Sports Commission announced this afternoon (Friday, March 31). The award is handed out to the top division I collegiate catcher.

Messina is off to a great start in his sophomore campaign, hitting .317 with 16 home runs, 54 runs scored, 17 doubles, a triple and 61 RBI. He has a .435 on-base percentage and a .667 slugging percentage. The Summerville, S.C., native has thrown out four runners trying to steal, including a pair at Mississippi State. In the Thursday game against the Bulldogs, he broke a 3-all tie with a two-run home run in the top of the seventh.

**GAMECOCKS IN THE RPI**

The Gamecocks currently are fifth in the country in the RPI, one of four SEC teams in the top five. Carolina currently is 25-5 at home and 10-10 on the road. Carolina has a three-game series remaining against No. 23 Tennessee.

**BREWER ON BASE**

Dylan Brewer was an on-base machine in the Mississippi State series, going 5-for-8 at the plate with five walks and a hit by pitch. He scored four runs, had a double and a home run with three RBI and a .786 on-base percentage. This season, Brewer is hitting .265 with six doubles, eight home runs and 21 RBI.

**AIN'T IT GRAND**

The Gamecocks continue to put the baseball in seats this season, as they are fourth in the nation with 107 home runs. During the Bethune-Cookman weekend, Carolina had three grand slams, coming off the bats of Dylan Brewer, Will McGillis and Caleb Denny. The two on Friday marked the first time Carolina had a pair of grand slams in a game since Feb. 27, 2016 against Penn State. Carolina has seven grand slams this season after Ethan Petry's one against LSU on April 6.

**LECROY EARNS MVP HONORS**

Talmadge LeCroy was 5-for-10 with six RBI in the Clemson series, earning the Tom Price Award for the Most Valuable Player of the Clemson series. LeCroy belted his first career home run in Sunday's win while driving in a pair. He had a .500 on-base percentage and a .800

**Vs. Tennessee (66-43-0)**

**H: 39-16; A: 24-25; N: 3-2**

Year	Date	Result	Score	Site
2018	3/30	W	6-3	Columbia
2019	3/22	L	5-15	Knoxville
2019	3/23	W	3-2	Knoxville
2019	3/24	L	3-6	Knoxville
2021	5/20	L	4-10	Columbia
2021	5/21	W	3-2	Columbia
2021	5/22	L	4-5	Columbia
2022	3/18	L	3-8	Knoxville
2022	3/19	L	3-5	Knoxville
2022	3/20	L	0-10	Knoxville

**Career vs. Tennessee**

Player	Avg.	R	H	HR	RBI	BB	SO
Braswell	.000	0	0	0	0	0	6
LeCroy	.333	1	1	0	0	0	1
Messina	.000	0	0	0	0	0	1
Stone	1.000	0	1	0	0	0	0
Wimmer	.095	0	2	0	0	0	7

Player	ERA	IP	H	R	ER	BB	SO
Austin	0.00	3.1	0	0	0	1	5
Becker	3.60	5.0	2	2	2	1	7
Sweatt	16.20	3.1	10	8	6	2	0

**PROBABLE GAMECOCK STARTERS**

Pos.	No., Player
C	#19 Cole Messina (R/R, So.)
or	#26 Jonathan French (R/R, Sr.)
1B	#52 Gavin Casas (L/R, Jr.)
or	#19 Cole Messina (R/R, So.)
2B	#13 Will Tippett (B/R, Fr.)
SS	#7 Michael Braswell (R/R, So.)
3B	#5 Talmadge LeCroy (R/R, So.)
or	#19 Cole Messina (R/R, So.)
LF	#11 Caleb Denny (L/R, Jr.)
CF	#10 Dylan Brewer (L/R, Sr.)
RF	#20 Ethan Petry (R/R, Fr.)
DH	TBA

Date	Probable Pitchers
Thurs.	#14 Eli Jones (R/R, So.)
Fri.	TBA
Sat.	TBA

**HOME RUN TRACKER**

Player	Date	Opponent	Pitcher	On Base	Inn	Outs
1. McGillis	Feb. 17	UMass Lowell	Keevan	0	2	1
2. Messina	Feb. 17	UMass Lowell	Keevan	1	3	1
3. Hornung	Feb. 17	UMass Lowell	Keevan	2	4	1
4. Wimmer	Feb. 17	UMass Lowell	Keevan	0	4	1
5. McGillis	Feb. 17	UMass Lowell	Rodgers	0	5	0
6. Denny	Feb. 18	UMass Lowell	Foley	2	2	1
7. Wimmer	Feb. 18	UMass Lowell	Duke	3	4	2
8. Casas	Feb. 18	UMass Lowell	Duke	2	5	0
9. McGillis	Feb. 18	UMass Lowell	Duke	0	5	0
10. Messina	Feb. 19	UMass Lowell	Draper	2	5	0
11. Casas	Feb. 19	UMass Lowell	Jette	1	5	2
12. Casas	Feb. 19	UMass Lowell	DiRito	0	7	1
13. Petry	Feb. 19	UMass Lowell	DiRito	0	7	1
14. Madden	Feb. 19	UMass Lowell	DiRito	0	8	1
15. Wimmer	Feb. 21	Winthrop	Whittle	2	4	2
16. Petry	Feb. 21	Winthrop	Kruglewicz	1	5	1
17. Messina	Feb. 21	Winthrop	Jones	3	5	2
18. Petry	Feb. 21	Winthrop	Jones	1	6	0
19. Denny	Feb. 21	Winthrop	Mims	2	6	1
20. Casas	Feb. 22	Queens	Pile	1	3	0
21. Petry	Feb. 24	Penn	Coady	2	2	0
22. Messina	Feb. 24	Penn	Tobin	0	8	0
23. Petry	Feb. 25	Penn	Zaffiro	0	2	1
24. Wimmer	Feb. 26	Penn	Shurtleff	0	6	0
25. Casas	Feb. 26	Penn	Ozmer	0	8	0
26. McGillis	Feb. 26	Penn	Ozmer	0	8	0
27. McGillis	Feb. 28	N.C. A&T	Kilpatrick	0	1	7
28. Hornung	March 4	Clemson	Dill	2	2	2
29. Messina	March 4	Clemson	Dill	1	8	1
30. Casas	March 5	Clemson	Barlow	0	2	0
31. Casas	March 5	Clemson	Olenchuk	1	4	1
32. LeCroy	March 5	Clemson	Olenchuk	0	4	0
33. Petry	March 7	The Citadel	Cummiskey	0	2	0
34. McGillis	March 7	The Citadel	Cummiskey	0	2	0
35. Casas	March 7	The Citadel	Bland	1	7	2
36. French	March 7	The Citadel	Starling	0	8	2
37. Brewer	March 8	USC Upstate	Curtis	1	3	1
38. Wimmer	March 8	USC Upstate	Hacker	1	6	0
39. Casas	March 10	Beth.-Cook	Lipthrott	0	3	2
40. Messina	March 10	Beth.-Cook	Lipthrott	0	3	2
41. Brewer	March 10	Beth.-Cook	Lipthrott	3	4	0
42. Messina	March 10	Beth.-Cook	York	2	4	1
43. McGillis	March 10	Beth.-Cook	York	3	0	0
44. Wimmer	March 11	Beth.-Cook	Michaud	0	8	0
45. Denny	March 11	Beth.-Cook	Gaviria	3	2	1
46. LeCroy	March 14	Presby	Mueller	1	3	0
47. Casas	March 14	Presby	Ymker	0	3	0
48. Messina	March 14	Presby	Ymker	0	3	0
49. Messina	March 18	Georgia	Woods	0	2	0
50. Petry	March 18	Georgia	Woods	0	4	1
51. Petry	March 18	Georgia	Sullivan	1	3	2
52. Petry	March 18	Georgia	DeVito	2	5	0
53. McGillis	March 19	Georgia	Goldstein	0	1	0
54. McGillis	March 19	Georgia	Goldstein	0	3	0
55. Casas	March 19	Georgia	Rhadans	0	4	0
56. Casas	March 19	Georgia	Pearson	1	7	2
57. McGillis	March 24	Missouri	Murphy	3	2	1
58. Petry	March 24	Missouri	Murphy	0	3	1
59. Petry	March 25	Missouri	Lohse	1	1	1
60. Stone	March 25	Missouri	Potthoff	0	4	2
61. Casas	March 25	Missouri	Potthoff	0	5	1
61. Stone	March 25	Missouri	Lucas	1	8	1
62. Stone	March 25	Missouri	Wissler	1	4	2
63. Hornung	March 25	Missouri	Wissler	1	4	2
64. Petry	March 25	Missouri	Wilmsmeyer	1	8	1
65. Denny	March 28	The Citadel	Paulsen	1	3	1
66. Casas	March 28	The Citadel	Van Slooten	2	6	2
67. Petry	March 30	Miss. State	Cijntje	0	5	1
68. Messina	March 30	Miss. State	Holcombe	1	7	0
69. Wimmer	March 31	Miss. State	Gartman	0	1	0
70. Wimmer	April 1	Miss. State	Dohm	0	1	0
71. Casas	April 1	Miss. State	Dohm	0	1	0
72. Brewer	April 1	Miss. State	Dohm	0	2	0
73. Petry	April 6	LSU	Skenes	1	1	1
74. Wimmer	April 6	LSU	Skenes	0	3	1
75. Petry	April 6	LSU	Bucknam	3	5	0
76. Brewer	April 6	LSU	Bucknam	0	5	1
77. Brewer	April 11	USC Upstate	Costa	0	1	1
78. Petry	April 11	USC Upstate	Costa	0	1	1
79. Messina	April 14	Vanderbilt	Cunningham	1	1	2
80. Messina	April 14	Vanderbilt	Cunningham	0	4	1
81. Braswell	April 14	Vanderbilt	Cunningham	0	5	1
82. Petry	April 14	Vanderbilt	Cunningham	0	6	0
83. Hornung	April 14	Vanderbilt	Hliboki	1	7	2
84. Wimmer	April 15	Vanderbilt	Maldonado	0	9	2
85. Petry	April 16	Vanderbilt	Futrell	0	1	2
86. LeCroy	April 16	Vanderbilt	Ginther	0	9	1
87. Brewer	April 18	Chas. So.	Olson	1	6	1
88. Casas	April 18	Chas. So.	Olson	1	7	0
89. Petry	April 20	Florida	Sproat	0	1	2
90. Messina	April 20	Florida	Waldrep	1	1	2
91. Petry	April 21	Florida	Waldrep	2	2	2
92. Wimmer	April 22	Florida	Caglianone	1	1	0
93. Messina	April 29	Auburn	Copeland	1	7	1
94. Tippettt	April 30	Auburn	Bauman	2	7	2
95. Messina	May 3	Winthrop	Logusch	0	2	0
96. French	May 3	Winthrop	Bookbinder	0	7	0
97. Tippettt	May 3	Winthrop	Bookbinder	0	7	1
98. Petry	May 3	Winthrop	Bookbinder	1	7	2
99. Casas	May 5	Kentucky	Smith	0	4	0
100. Casas	May 6	Kentucky	Strickland	1	5	2
101. Casas	May 6	Kentucky	Strickland	0	8	0
102. Brewer	May 7	Kentucky	Lee	1	3	2
103. Stone	May 9	UNF	Love	1	4	2
104. Tippettt	May 14	Arkansas	Hollan	0	3	0
105. Messina	May 16	Charlotte	Dearman	2	1	0
106. LeCroy	May 16	Charlotte	Spolyar	1	7	1
107. Brewer	May 16	Charlotte	Gillentine	1	8	0

slugging percentage on the weekend.

**GAMECOCKS IN THE NCAA RANKINGS**

The Gamecocks are fourth in the nation with 107 home runs this season ... Carolina is third in the nation in drawing walks with 326 and 13th in the country with 98 hit by pitches ... Carolina's pitching has the seventh-best strikeout-to-walk ratio (3.11).

**GAMECOCK TRIO RETURNS TO SCHOOL AFTER DRAFT**

Seniors Braylen Wimmer and Noah Hall and redshirt junior James Hicks all returned to Carolina after being picked in the 2022 MLB First-Year Player Draft. Hicks went first in the 16th round by the Baltimore Orioles. Wimmer was an 18th round pick by the Philadelphia Phillies and Hall was selected in the 20th round by the Milwaukee Brewers. There are five players on the team that have been drafted in their careers. Dylan Brewer was a 32nd round pick by the San Francisco Giants in 2019. Jonathan French was selected by the Cleveland Guardians in the 30th round in 2019.

**LEE RETURNS TO THE GAMECOCK COACHING STAFF**

University of South Carolina baseball coach Mark Kingston has announced the hiring of Monte Lee as associate head coach/recruiting coordinator for the program.

Lee, who has had 19 winning seasons in his 20 years as a full-time NCAA coach, most recently was the head coach at Clemson University for seven seasons (2016-22), garnering a 242-136 overall record and leading the Tigers to four NCAA Tournament berths.

Prior to his time at Clemson, Lee was the head coach of the College of Charleston from 2009-15, guiding the Cougars to a 276-145 overall record.

Lee is no stranger to Columbia, as he was an assistant coach with the Gamecocks under Ray Tanner from 2003-08. Lee helped the Gamecocks to the NCAA Regional all six years as an assistant, including College World Series appearances in 2003 and 2004 and Super Regional berths his four of his first five seasons. The 2004 team won 53 games, including the 2004 SEC Tournament, going a perfect 4-0 in Hoover. The Gamecocks won an SEC East Division championship in 2003, going 19-11 in league play. Lee also coached Justin Smoak, who set school records for home runs (62), RBI (207), walks (151) and total bases (485).

**NEWCOMERS EARN TOP-20 RANKINGS**

The Gamecocks' incoming transfer class was ranked as the ninth-best in the country by Baseball America and the 16th-best by D1Baseball.com. The latter also ranked fifth-year Will McGillis as the 36th best transfer in the nation while also ranking junior Gavin Casas, junior Caleb Denny, junior Jacob Compton and fifth-year Nick Proctor. The Gamecocks' full recruiting class was ranked in the top-25 by three different organizations, coming in as high as No. 18 in the country by D1Baseball.com. Eli Jerzembeck, Ethan Petry and Will Tippettt were named Top Freshman in the nation by Perfect Game.

**WIMMER BACK FOR YEAR FOUR**

Senior Braylen Wimmer returns to the lineup and is the projected starter at shortstop. The Yukon, Okla., native is the Gamecocks' top returning hitter as he batted .312 with 13 doubles, seven home runs, 35 RBI and 13 stolen bases in 2022. In his Carolina career, Wimmer has 181 hits, 129 runs scored, 36 doubles, 29 home runs and 109 RBI.

**UP NEXT**

Carolina will make its annual trip to Hoover, Ala., for the 2023 SEC Baseball Tournament. The tournament starts Tuesday, May 23 at the Hoover Met.

### SOUTH CAROLINA TEAM SUPERLATIVES 2023 SEASON

**BATTING**

At bats: 45, at USC Upstate (March 08, 2023)  
 Runs scored: 20, vs UMass Lowell (Feb 17, 2023)  
 20, vs Bethune-Cookman (March 10, 2023)  
 Hits: 18, vs USC Upstate (March 08, 2023)  
 RBIs: 20, vs Bethune-Cookman (March 10, 2023)  
 Doubles: 6, vs USC Upstate (March 08, 2023)  
 Triples: 1, (7 games)  
 Home runs: 5, (5 times)  
 Total bases: 33, vs UMass Lowell (Feb 17, 2023)  
 Walks: 12, vs USC Upstate (March 08, 2023)  
 Strikeouts: 17, at Mississippi State (March 30, 2023)  
 Sac hits: 3, at Kentucky (May 7, 2023)  
 Sac flies: 3, vs UMass Lowell (Feb 17, 2023)  
 3, vs Bethune-Cookman (March 11, 2023)  
 Stolen bases: 4, at Mississippi State (March 30, 2023)  
 4, vs. Charlotte (May 16, 2023)  
 Hit by pitch: 7, vs Penn (Feb 26, 2023)  
 Caught stealing: 1, (7 times)  
 Runners LOB: 19, vs Penn (Feb 26, 2023)  
 Hit into DP: 3, at Georgia (March 18, 2023)  
 3, vs. North Carolina (April 04, 2023 at Charlotte, N.C.)  
 3, at Kentucky (May 6, 2023)

**FIELDING**

Putouts: 36, vs. Missouri (March 25, 2023)  
 Assists: 16, vs Bethune-Cookman (March 11, 2023)  
 12, vs North Carolina A&T (Feb 28, 2023)  
 12, vs Clemson (March 04, 2023 at Greenville, S.C.)  
 Errors: 4, at Vanderbilt (April 15, 2023)  
 Passed balls: 1, (6 times)  
 DPs turned: 2, (6 times)

**PITCHING**

Innings pitched: 12.0, vs. Missouri (March 25, 2023)  
 Runs allowed: 14, at Kentucky (May 6, 2023)  
 Earned runs: 14, at Kentucky (May 6, 2023)  
 Walks allowed: 9, vs. Missouri (March 24, 2023)  
 Strikeouts: 16, vs. Bethune-Cookman (March 11, 2023)  
 16, vs. Charlotte (May 16, 2023)  
 Hits allowed: 18, at Mississippi State (March 31, 2023)  
 Doubles allowed: 4, (4 times)  
 Triples allowed: 1, (5 times)  
 Homers allowed: 5, vs Auburn (April 30, 2023)  
 Wild pitches: 4, vs. Charlotte (May 16, 2023)  
 Hit batters: 3, vs. LSU (April 6, 2023)  
 3, at Vanderbilt (April 16, 2023)  
 3, at Kentucky (May 5, 2023)

### SOUTH CAROLINA INDIVIDUAL SUPERLATIVES 2023 SEASON

**BATTING**

At bats: 6, (6 times)  
 Runs scored: 4, (4 times)  
 Hits: 5, Braylen Wimmer vs UMass Lowell (Feb 17, 2023)  
 RBIs: 8, Ethan Petry vs. LSU (April 6, 2023)  
 Doubles: 3, Michael Braswell vs. Florida (April 20, 2023)  
 Triples: 1, (7 games)  
 Home runs: 2, (12 times)  
 Total bases: 10, Ethan Petry at Georgia (March 18, 2023)  
 Walks: 3, (13 times)  
 Strikeouts: 4, (4 times)  
 Sac hits: 2, Will Tippett at Kentucky (May 7, 2023)  
 Sac flies: 2, Ethan Petry vs North Carolina A&T (Feb 28, 2023)  
 Stolen bases: 2, (6 times)  
 Hit by pitch: 2, (7 times)  
 Caught stealing: 1, (8 times)  
 Runners LOB: 6, Caleb Denny vs. Bethune-Cookman (March 11, 2023)  
 6, Jonathan French vs. Missouri (March 25, 2023)  
 6, Caleb Denny at Kentucky (May 5, 2023)

**FIELDING (TEAM GAME HIGHS)**

Putouts: 16, Jonathan French vs. Bethune-Cookman (March 11, 2023)  
 Assists: 9, Braylen Wimmer vs. Bethune-Cookman (March 11, 2023)  
 9, Braylen Wimmer at Mississippi State (April 1, 2023)  
 Errors: 3, Talmadge LeCroy at Vanderbilt (April 15, 2023)  
 Passed balls: 1, (6 times)

**PITCHING (TEAM GAME HIGHS)**


Innings pitched: 8.0, Noah Hall vs Penn (Feb 25, 2023)  
 Runs allowed: 8, Will Sanders vs. Auburn (April 28, 2023)  
 Earned runs: 8, Will Sanders vs. Auburn (April 28, 2023)  
 Walks allowed: 6, Will Sanders vs. Missouri (March 24, 2023)  
 Strikeouts: 12, Noah Hall vs Penn (Feb 25, 2023)  
 Hits allowed: 9, Will Sanders at Clemson (March 03, 2023)  
 9, Noah Hall at Mississippi State (March 31, 2023)  
 Doubles allowed: 4, Noah Hall vs. Missouri (March 25, 2023)  
 Triples allowed: 1, (5 times)  
 Homers allowed: 3, Matthew Becker vs. Auburn (April 30, 2023)  
 Wild pitches: 2, (4 times)  
 Hit batters: 2, (6 times)

*Bold italic denotes school record*



## GAMECOCK HITTER NOTES

**#3 BRAYLEN WIMMER | INF | R/R | SR | YUKON, OKLA.**

**Hit Streak:** 0  **Last Series:** 3-11, 2 RBI vs. Arkansas  
**On-Base Streak:** 1 **Last HR:** April 22, 2023 vs. Florida  
**Overall:** .291/.406/.541, 53 R, 8 2B, 1 3B, 11 HR, 38 RBI, 26 BB, 13 SB  
**2023:** No. 13 Top Senior by Perfect Game ... D1Baseball Player to Watch in the SEC ... Brooks Wallace Award Watch List ...

**#5 TALMADGE LECROY | C/INF | R/R | SO | BELTON, S.C.**

**Hit Streak:** 1 **Last Series:** 1-10, 1 BB vs. Arkansas  
**On-Base Streak:** 1 **Last HR:** May 16, 2023 vs. Charlotte  
**Overall:** .298/.442/.447, 30 R, 7 2B, 1 3B, 4 HR, 33 RBI, 24 BB, 14 HBP  
**2023:** Tom Price Award (MVP of the Clemson series) ...

**#6 WILL MCGILLIS | INF | R/R | GR | SAN DIEGO, CALIF.**

**Hit Streak:** 0 **Last Series:** Pinch runner vs. Arkansas  
**On-Base Streak:** 0 **Last HR:** March 24, 2023 vs. Missouri  
**Overall:** .286/.466/.740, 23 R, 3 2B, 1 3B, 10 HR, 22 RBI, 16 BB, 10 HBP  
**2023:** No. 36 overall transfer by D1Baseball.com .. No. 19 transfer in the SEC by D1Baseball.com's SEC Extra ...


**#7 MICHAEL BRASWELL | INF | R/R | SO | MABELTON, GA.**

**Hit Streak:** 1 **Last Series:** 1-12, 1 R, 1 BB vs. Arkansas  
**On-Base Streak:** 1 **Last HR:** April 14, 2023, at Vanderbilt  
**Overall:** .265/.387/.389, 17 R, 7 2B, 2 3B, 1 HR, 16 RBI, 22 BB  
**2023:** GW 2-run double vs. Georgia (3/18) ... Infield hit scored winning run in walk-off win over Missouri (3/24)

**#9 EVAN STONE | OF | R/R | SO | IRMO, S.C.**

**Hit Streak:** 0 **Last Series:** 1-5, 1 RBI, 2 BB vs. Arkansas  
**On-Base Streak:** 0 **Last HR:** May 9, 2023 vs. UNF  
**Overall:** .211/.384/.337, 28 R, 3 2B, 3 HR, 16 RBI, 17 BB, 11 HBP  
**2023:** 2 home runs in a win over Missouri (3/25)

**#10 DYLAN BREWER | OF | L/L | SR | LATTA, S.C.**

**Hit Streak:** 2  **Last Series:** 1-11, 1 BB vs. Arkansas  
**On-Base Streak:** 2 **Last HR:** May 16, 2023 vs. Charlotte  
**Overall:** .265/.430/.492, 43 R, 6 2B, 8 HR, 21 RBI, 33 BB, 10 SB  
**2023:**

**#11 CALEB DENNY | OF | L/R | JR | OWASSO, OKLA.**

**Hit Streak:** 0 **Last Series:** 0-1 vs. Arkansas  
**On-Base Streak:** 0 **Last HR:** March 28, 2023 at The Citadel  
**Overall:** .229/.349/.389, 27 R, 9 2B, 1 3B, 4 HR, 33 RBI, 21 BB, 9 SB  
**2023:** No. 63 overall transfer by D1Baseball.com ... No. 29 transfer in the SEC by D1Baseball.com's SEC Extra ...

**#12 JACOB COMPTON | 1B/OF | L/L | JR | OLIVE BRANCH, MISS.**

**Hit Streak:** 3 **Last Series:**  
**On-Base Streak:** 10 **Last HR:** May 27, 2022 vs. UCF  
**Overall:** .291/.365/.540, 18 2B, 11 HR, 55 RBI in 2022 (*Memphis*)  
**2023:** No. 64 overall transfer by D1Baseball.com ... No. 30 transfer in the SEC by D1Baseball.com's SEC Extra ...

**#13 WILL TIPPETT | INF | B/R | FR | STONE MOUNTAIN, GA.**

**Hit Streak:** 3 **Last Series:** 2-9, 1 HR, 1 RBI, 1 BB vs. Arkansas  
**On-Base Streak:** 3 **Last HR:** May 14, 2023 vs. Arkansas  
**Overall:** .182/.315/.312, 15 R, 1 2B, 3 HR, 9 RBI, 15 BB  
**2023:** Named a Top Freshman in the country by Perfect Game ... 3-run home run in 7th in win over Auburn (4/30)

**#15 CARSON HORNING | OF | L/R | SO | OVERLAND PARK, KAN.**

**Hit Streak:** 0 **Last Series:** 0-1 vs. Arkansas  
**On-Base Streak:** 0 **Last HR:** April 14, 2023 at Vanderbilt  
**Overall:** .261/.475/.414, 24 R, 5 2B, 4 HR, 27 RBI, 41 BB  
**2023:** 3-run home run in 7th inning of Clemson win (3/4) ... **SEC:** t-6th in walks (41)


**#19 COLE MESSINA | C | R/R | SO | SUMMERVILLE, S.C.**

**Hit Streak:** 5 **Last Series:** 4-12, 1 R, 1 2B vs. Arkansas  
**On-Base Streak:** 5 **Last HR:** May 16, 2023 vs. Charlotte  
**Overall:** .3317/.433/.653, 54 R, 17 2B, 1 3B, 16 HR, 61 RBI, 34 BB  
**2023:** Buster Posey Award Watch List ... **SEC:**... 7th in doubles (17) ... 6th in RBI (61)

**#20 ETHAN PETRY | INF | R/R | FR | LAND O' LAKES, FLA.**

**Hit Streak:** 1 **Last Series:** 1-11, 1 R, 1 HBP vs. Arkansas  
**On-Base Streak:** 1 **Last HR:** May 3, 2023 at Winthrop  
**Overall:** .378/.461/.761, 47 R, 9 2B, 21 HR, 68 RBI, 23 BB, 12 HBP  
**2023:** Perfect Game Midseason Freshman of the Year ... Golden Spikes Award Mid-season Watch List ... Named a Top Freshman in the country by Perfect Game ... SEC Player of the Week (April 10) ... SEC Freshman of the Week (March 20 and 27) ... SEC Co-Freshman of the Week (April 3) ... Collegiate Baseball National Player of the Week (Feb. 27, 2023, April 10, 2023) ... Game-winning single in walk-off win vs. Missouri (3/25) ... 8 RBI in a win over LSU, most by a Gamecock since 2011... **SEC:** 6th in batting average (.378) ... 8th in hits (71) ... 5th in slugging percentage (.761) ... 6th in total bases (143) ... 3rd in RBI (68) ... 4th in home runs (21) ...

**#26 JONATHAN FRENCH | C | R/R | SR | LILBURN, GA.**

**Hit Streak:** 1  **Last Series:** 1-10, 2 BB vs. Kentucky  
**On-Base Streak:** 7 **Last HR:** May 3, 2023 at Winthrop  
**Overall:** .229/.12 R, 4 2B, 2 HR, 10 RBI, 16 BB  
**2023:** GW RBI vs. North Carolina (April 4)

**#31 DAVID CROMER | OF | R/R | R-SO | LEXINGTON, S.C.**

**Hit Streak:** 1 **Last Series:** 1-1, 1 RBI vs. B-CU  
**On-Base Streak:** 1 **Last HR:**  
**Overall:** .500/.500/.500, 2 RBI  
**2023:**

**#37 CHRIS VEACH | INF | R/R | R-SO | CHAPIN, S.C.**

**Hit Streak:** 1 **Last Series:** 1-2, 2R vs. UML  
**On-Base Streak:** 1 **Last HR:** March 26, 2022 at Campbell  
**Overall:** .500/.500/.500, 2 R  
**2023:**

**#38 ZANDER BUCHAN | C | B/R | FR | COLUMBIA, S.C.**

**Hit Streak:** **Last Series:**  
**On-Base Streak:** **Last HR:**  
**Overall:**  
**2023:**

**#52 GAVIN CASAS | 1B | L/R | JR | PEMBROKE PINES, FLA.**

**Hit Streak:** 5 **Last Series:** 3-11, 1 R, 1 RBI vs. Arkansas  
**On-Base Streak:** 10 **Last HR:** May 6, 2023 vs. Kentucky  
**Overall:** .264/.422/.629, 51 R, 8 2B, 19 HR, 48 RBI, 37 BB, 13 HBP  
**2023:** Golden Spikes Award Midseason Watch List ... No. 57 overall transfer by D1Baseball.com ... No. 26 transfer in the SEC by D1Baseball.com's SEC Extra ... **SEC:** t-6th in home runs (19)

GAMECOCK BULLPEN NOTES

#4 JACKSON PHIPPS | LHP | R-SO | DALLAS, GA.

Runners Scored/Inherited: 0/0 Last App.: 0.1 IP, 0 H, 0 R, 2 BB, 0 K vs. Upstate (4/11/23)
1st Batter Retired/Faced: 5/7 Longest App.: 2.0 IP vs. Gardner-Webb (3/30/21)
Overall Stats: 0-0, 3.38 ERA, 5.1 IP, 4 H, 5 R, 2 ER, 7 BB, 8 K
2023:

#14 ELI JONES | RHP | SO | PEACHTREE CITY, GA.

Runners Scored/Inherited: 0/5 Last App.: 1.0 IP, 3 H, 3 R, 2 ER, 1 BB, 1 K vs. UK (5/5/23)
1st Batter Retired/Faced: 12/16 Longest App.: 5.0 IP vs. The Citadel (3/7/23)
Overall Stats: 4-2, 3.38 ERA, 37.1 IP, 33 H, 19 R, 14 ER, 10 BB, 42 K
2023:

#16 DYLAN ESKEW | RHP | SO | TAMPA, FLA.



Runners Scored/Inherited: Last App.: 1.2 IP, 6 H, 5 R, 0 BB, 2 K vs. UNF (5/9/23)
1st Batter Retired/Faced: 3/5 Longest App.: 3.1 IP vs. Char. Southern (4/18/23)
Overall Stats: 0-1, 8.22 ERA, 7.2 IP, 10 H, 7 R, 7 BB, 6 K
2023:

#18 ELI JERZEMBECK | RHP | FR | CHARLOTTE, N.C.

Runners Scored/Inherited: 4/4 Last App.: 1.0 IP, 1 H, 0 R, 1 BB, 1 K vs. UK (5/7/23)
1st Batter Retired/Faced: 12/16 Longest App.: 4.0 IP vs. Winthrop (2/21/23)
Overall Stats: 0-1, 2.84 ERA, 31.2 IP, 29 H, 11 R, 10 ER, 6 BB, 36 K
2023:

#23 JACK MAHONEY | RHP | JR | ARLINGTON HTS., ILL.

Runners Scored/Inherited: 0/0 Last App.: 1.0 IP, 1 H, 0 R, 1 BB, 1 K vs. UK (5/7/23)
1st Batter Retired/Faced: 9/12 Longest App.: 4.0 IP vs. Winthrop (2/21/23)
Overall Stats: 4-2, 4.42 ERA, 57.0 IP, 62 H, 34 R, 28 ER, 20 BB, 57 K
2023: SEC: 9th in innings pitched (64.0)

#25 SAM SIMPSON | RHP | R-FR | CARROLLTON, GA.

Runners Scored/Inherited: 0/4 Last App.: 1.1 IP, 1 H, 0 R, 0 BB, 3 K vs. Char. (5/16/23)
1st Batter Retired/Faced: 2/4 Longest App.: 1.1 vs. Charlotte (5/16/23)
Overall Stats: 0-0, 2.45 ERA, 3.2 IP, 3 H, 1 R, 4 BB, 5 K
2023:

#28 AUSTIN WILLIAMSON | RHP | FR | SHERRILLS FORD, N.C.

Runners Scored/Inherited: 1/1 Last App.: 1.0 IP, 3 H, 3 R, 1 BB, 3 K vs. Char. (5/16/23)
1st Batter Retired/Faced: 10/15 Longest App.: 2.0 IP vs. UML (2/17/23)
Overall Stats: 1-0, 3.18 ERA, 17.0 IP, 13 H, 7 R, 6 ER, 7 BB, 21 K
2023:

#30 BRETT THOMAS | RHP | SR | ATLANTA, GA.

Runners Scored/Inherited: 0/0 Last App.: 1.0 IP, 1 H, 1 R, 2 BB, 2 K vs. Char. (5/16/23)
1st Batter Retired/Faced: 2/4 Longest App.: 4.0 2x, last vs. Kentucky (5/13/22)
Overall Stats: 0-0, 2.45 ERA, 3.2 IP, 3 H, 1 R, 4 BB, 5 K
2023:

#34 JAMES HICKS | RHP | R-JR | CONWAY, ARK.



Runners Scored/Inherited: 1/5 Last App.: 2.1 IP, 4 H, 1 R, 0 BB, 2 K vs. Ark. (5/14/23)
1st Batter Retired/Faced: 13/21 Longest App.: 5.0 IP, 2x, last vs. Clemson (3/5/23)
Overall Stats: 6-1, 3.88 ERA, 2 SV, 48.2 IP, 46 H, 24 R, 21 ER, 12 BB, 40 K
2023:

#36 CADE AUSTIN | RHP | R-SO | CHAPIN, S.C.

Runners Scored/Inherited: 4/9 Last App.: 3.0 IP, 5 H, 2 R, 0 BB, 5 K vs. Char. (5/16/23)
1st Batter Retired/Faced: 15/22 Longest App.: 4.0 IP vs. Winthrop (2/22/22)
Overall Stats: 1-0, 4.94 ERA, 1 SV, 27.1 IP, 27 H, 15 R, 8 BB, 35 K
2023: NCBWA Stopper of the Year Watch List ... SEC: t-4th in appearances (22)

#37 CHRIS VEACH | RHP | R-SO | CHAPIN, S.C.

Runners Scored/Inherited: 4/10 Last App.: 0.1 IP, 3 H, 4 R, 1 BB, 0 K vs. Char. (5/16/23)
1st Batter Retired/Faced: 11/17 Longest App.: 4.0 IP at Auburn (2/21/21)
Overall Stats: 2-1, 3.74 ERA, 5 SV, 21.2 IP, 15 H, 10 R, 9 ER, 12 BB, 28 K
2023: Midseason Stopper of the Year Watch List ... SEC: t-4th in saves (5)

#40 WESLEY SWEATT | RHP | R-SR | LEXINGTON, S.C.

Runners Scored/Inherited: 0/0 Last App.: 1.0 IP, 2 H, 1 R, 0 BB, 1 K vs. Char. (5/16/23)
1st Batter Retired/Faced: 5/9 Longest App.: 5.0 IP vs. Georgia (3/15/19)
Overall Stats: 0-0, 3.00 ERA, 9.0 IP, 10 H, 3 R, 2 BB, 10 K
2023:

#41 ZACH ZEDALIS | RHP | JR | CHARLOTTE, N.C.

Runners Scored/Inherited: 0/0 Last App.: 1.0 IP, 0 H, 0 R, 0 BB, 2 K vs. Citadel (3/28)
1st Batter Retired/Faced: 2/2 Longest App.: 1.1 IP 3x, last vs. High Point (2/25/20)
Overall Stats: 0-0, 0.00 ERA, 2.0 IP, 0 H, 0 R, 0 B, 3 K
2023:

#44 TREY WHEELER | LHP | FR | INDIALANTIC, FLA.

Runners Scored/Inherited: 0/3 Last App.: 1.0 IP, 4 H, 2 ER, 1 BB, 1 K vs. MSU (3/31/23)
1st Batter Retired/Faced: 2/3 Longest App.: 1.0 vs. Miss State (3/31/23)
Overall Stats: 0-0, 7.71 ERA, 2.1 IP, 4 H, 3 R, 2 ER, 2 BB, 2 K
2023:

#45 NICK PROCTOR | RHP | R-SR | PLEASANTON, CALIF.

Runners Scored/Inherited: 5/25 Last App.: 1.1 IP, 0 H, 0 R, 0 BB, 2 K vs. Char. (5/16/23)
1st Batter Retired/Faced: 15/19 Longest App.: 4.1 IP vs. Pacific (2/19/21)
Overall Stats: 4-0, 3.10 ERA, 20.1 IP, 17 H, 7 R, 5 BB, 26 K
2023: No. 97 overall transfer by D1Baseball.com ...

#47 CONNOR MCCREERY | RHP | FR | WILLISTON PARK, N.Y.

Runners Scored/Inherited: 1/1 Last App.: 0.0 IP, 0 H, 0 R, 2 BB, 0 K vs. Char. (5/16/23)
1st Batter Retired/Faced: 0/2 Longest App.: 1.0 IP vs. Kentucky (5/7/23)
Overall Stats: 0-0, 18.00 ERA, 1.0 IP, 3 H, 2 R, 3 BB, 0 K
2023:

## THURSDAY'S STARTING PITCHER



# #14 ELI JONES

**SO. - 6-1 - 200 - PEACHTREE CITY, GA.**  
**STARR'S MILL**

## JONES' CAREER NOTES

**AWARDS:** SEC First-Year Academic Award (2022)

**2023:** Career high 10 strikeouts in five innings at Arkansas (May 12) ... Struck out four in three innings of relief in a win over Florida (April 21) ... Struck out the side in a 5-0 win over North Carolina (April 4) ... Earned his fourth win of the year, striking out six in four innings against Presbyterian (March 14) ... Struck out four in 3.1 innings of relief at Charlotte (March 21) ... Pitched 2.1 innings in a pair of games against Missouri (March 24-25), striking out two ... Career high six strikeouts in five innings of work in a win over The Citadel (March 7) ... Picked up wins in each of his first two appearances of the 2023 season ... Struck out four in 2.2 innings in the win over Winthrop (Feb. 21) ... Threw three shutout innings with two strikeouts in the win over N.C. A&T (Feb. 28) ...

**2022:** Made six starts for the Gamecocks in 2022 after missing the first month due to injury ... Was 1-1 with 10 strikeouts in 12.2 innings pitched ... Struck out three in 2.2 innings pitched vs. North Florida (April 12) ... Earned the win vs. North Carolina A&T (May 4), striking out three in 3.2 scoreless innings ... Allowed just two hits in two scoreless innings in a win over North Carolina (April 6) ... Made his Carolina debut vs. Presbyterian (March 29)

**HIGH SCHOOL:** Attended Starr's Mill High School in Fayetteville, Ga. ... Preseason All-State (2021) ... All-Region (2019) ... Helped the Panthers win a state title in 2021 ... Did not play his junior season due to injury .. Had a career 1.41 ERA in 54.2 innings of work, striking out 45 batters at Starr's Mill ... Ranked the No. 17 righthanded pitcher and No. 43 overall player in the state of Georgia by Perfect Game in the class of 2021 ... Perfect Game Preseason All-Southeast Region honorable mention (2021) ... Perfect Game Underclass All-America honorable mention (2019) ... Played summer baseball for the East Cobb Astros ... Was 7-1 with a 0.30 ERA in 81.2 innings pitched and 87 strikeouts in his career with East Cobb

**PERSONAL:** Born on June 17, 2003 ... Son of Kenneth and Angela Jones ... Major is retailing

## JONES' GAME-BY-GAME

## 2022 SEASON

Date	Opponent	GS	IP	H	R	ER	BB	SO	W-L	SV
3-29-22	Presbyterian	*	1.0	5	3	3	0	1	0-0	0
4-6-22	North Carolina	*	2.0	2	0	0	0	0	0-0	0
4-12-22	North Florida	*	2.2	0	0	0	0	3	0-0	0
4-20-22	Winthrop	*	2.0	4	1	1	1	1	0-0	0
5-4-22	N.C. A&T	*	3.2	3	0	0	0	3	1-0	0
5-10-22	USC Upstate	*	1.1	3	4	4	2	2	1-1	0

## 2023 SEASON

Date	Opponent	GS	IP	H	R	ER	BB	SO	W-L	SV
2-21-23	Winthrop		2.2	4	2	1	1	4	1-0	0
2-28-23	N.C. A&T		3.0	0	0	0	0	2	2-0	0
3-7-23	The Citadel	*	5.0	5	1	1	1	6	3-0	0
3-14-23	Presbyterian		4.0	0	0	0	0	6	4-0	0
3-21-23	Charlotte		3.1	4	1	1	1	4	4-0	0
3-24-23	Missouri		1.0	0	0	0	1	2	4-0	0
3-25-23	Missouri		1.1	1	2	1	1	0	4-0	0
3-30-23	Miss. State	*	4.0	3	1	1	1	2	4-0	0
4-4-23	North Carolina		1.0	0	0	0	0	3	4-0	0
4-6-23	LSU		1.0	2	2	2	0	3	4-0	0
4-7-23	LSU		1.0	1	1	1	1	0	4-1	0
4-14-23	Vanderbilt		2.0	4	2	2	0	1	4-1	0
4-16-23	Vanderbilt		1.2	1	3	1	1	1	4-2	0
4-21-23	Florida		3.0	3	0	0	1	4	4-2	0
4-30-23	Auburn		1.1	2	1	1	1	2	4-2	0
5-3-23	Winthrop	*	1.0	0	0	0	0	1	4-2	0
5-5-23	Kentucky		1.0	3	3	2	1	1	4-2	0
5-12-23	Arkansas	*	5.0	4	2	2	2	10	4-3	0

Season High	Career High
5.0, 2x, last vs. Arkansas (5/12/23) ... Innings	5.0, 2x, last vs. Arkansas (5/12/23)
5 vs. The Citadel (3/7/23) ... Hits	5, 2x, last vs. The Citadel (3/7/23)
3, 2x, last vs. Kentucky (5/5/23) ... Runs	4 vs. USC Upstate (5/10/22)
2, 5x, last vs. Arkansas (5/12/23) ... Earned Runs	4 vs. USC Upstate (5/10/22)
2 vs. Arkansas (5/12/23) ... Walks	2, 2x, last vs. Arkansas (5/12/23)
10 vs. Arkansas (5/12/23) ... Strikeouts	10 vs. Arkansas (5/12/23)

## JONES' CAREER STATISTICS

Year	ERA	W-L	G	GS	CG	SHO	SV	IP	H	R	ER	BB	SO	2B	3B	HR	BF	AVG	WP	HBP	BK	SFA	SHA
2022	5.68	1-1	6	6	0	0/0	0	12.2	17	8	8	3	10	0	0	0	62	.298	4	2	0	0	0
2023	3.40	4-3	18	4	0	0/2	0	42.1	37	21	16	12	52	6	1	2	179	.228	2	3	0	1	1
<b>Career</b>	<b>3.93</b>	<b>5-4</b>	<b>24</b>	<b>10</b>	<b>0</b>	<b>0/2</b>	<b>0</b>	<b>55.0</b>	<b>54</b>	<b>29</b>	<b>24</b>	<b>15</b>	<b>62</b>	<b>6</b>	<b>1</b>	<b>2</b>	<b>241</b>	<b>.247</b>	<b>6</b>	<b>5</b>	<b>0</b>	<b>1</b>	<b>1</b>

2 NCAA Championships, 3 SEC Championships, 7 SEC East Titles, 31 NCAA Appearances



## SOUTH CAROLINA 2023 HONOR ROLL

### Cade Austin

Stopper of the Year Watch List  
No. 7 Relief Pitcher in the country by D1Baseball.com

### Matthew Becker

D1Baseball Pitcher to Watch in the SEC  
No. 32 Top Prospect for the 2024 Draft, D1Baseball.com  
CSC Academic All-District

### Gavin Casas

Golden Spikes Award Midseason Watch List  
No. 57 overall transfer by D1Baseball.com  
No. 26 transfer in the SEC by D1Baseball.com's SEC Extra  
D1Baseball Player to Watch in the SEC  
No. 42 First Baseman in the country by D1Baseball.com

### Caleb Denny

No. 63 overall transfer by D1Baseball.com  
No. 29 transfer in the SEC by D1Baseball.com's SEC Extra  
D1Baseball Player to Watch in the SEC  
No. 95 Outfielder in the country by D1Baseball.com  
CSC Academic All-District

### Noah Hall

Perfect Game National Pitcher of the Week (Feb. 28)  
SEC Pitcher of the Week (March 27)  
SEC Co-Pitcher of the Week (Feb. 27)  
No. 71 Starting Pitcher in the country by D1Baseball.com

### Eli Jerzembeck

Perfect Game Top Freshman  
No. 7 Top Prospect for the 2024 Draft, D1Baseball.com  
No. 4 Impact Freshman in the SEC, D1Baseball.com  
No. 63 Starting Pitcher in the country by D1Baseball.com

### Roman Kimball

Perfect Game Top Sophomore

### Jack Mahoney

No. 33 Top Prospect in the SEC for the 2023 Draft, D1Baseball.com  
No. 107 Starting Pitcher in the country by D1Baseball.com

### Will McGillis

No. 36 overall transfer by D1Baseball.com  
No. 19 transfer in the SEC by D1Baseball.com's SEC Extra  
No. 41 Second Baseman in the country by D1Baseball.com

### Cole Messina

Buster Posey Award Watch List

### Ethan Petry

Perfect Game Midseason Freshman of the Year  
Golden Spikes Award Midseason Watch List  
SEC Player of the Week (April 10)  
SEC Freshman of the Week (March 20, March 27 and April 24)  
SEC Co-Freshman of the Week (April 3)  
Collegiate Baseball National Player of the Week (Feb. 27 and April 10)  
Bragan Award Watch List  
Perfect Game Top Freshman  
No. 18 Impact Freshman in the SEC, D1Baseball.com

### Nick Proctor

No. 97 overall transfer by D1Baseball.com

### Will Sanders

Baseball American Preseason All-America second team  
D1Baseball.com Preseason All-America second team  
Perfect Game Preseason All-America second team  
Preseason All-SEC team by Perfect Game  
Perfect Game Top Junior  
D1Baseball Pitcher to Watch in the SEC  
No. 7 Top Prospect in the SEC for the 2023 Draft, D1Baseball.com  
No. 11 Starting Pitcher in the country by D1Baseball.com

### Evan Stone

CSC Academic All- District

### Wesley Sweatt

SEC Community Service Team

### Will Tippett

Perfect Game Top Freshman

### Braylen Wimmer

Perfect Game Top Senior  
D1Baseball Player to Watch in the SEC  
Brooks Wallace Award Semifinalist  
No. 20 Shortstop in the country by D1Baseball.com

## 2023 BATTING BY SERIES

Team	Avg.	R	H	HR	RBI	BB	SO
UMass Lowell	.393	49	42	14	45	18	18
Winthrop	.324	25	23	9	25	19	15
Queens	.324	12	11	1	11	7	6
Penn	.220	14	20	6	14	20	33
N.C. A&T	.323	11	10	1	10	10	11
Clemson	.276	20	27	5	20	10	26
The Citadel	.313	21	20	6	20	11	24
USC Upstate	.338	26	26	4	25	21	20
Bethune-Cookman	.287	38	27	7	36	22	15
Presbyterian	.258	5	8	3	4	5	10
Georgia	.323	29	30	8	27	18	27
Charlotte	.239	11	16	3	10	17	24
Missouri	.241	22	27	8	21	18	34
Mississippi State	.295	23	31	6	23	15	39
North Carolina	.276	5	8	0	4	6	6
LSU	.231	20	15	4	19	16	24
Vanderbilt	.242	23	24	8	24	14	32
Charleston Southern	.303	10	10	2	10	6	13
Florida	.276	25	24	4	22	24	33
Auburn	.265	16	26	2	15	21	29
Kentucky	.245	12	24	4	12	13	33
North Florida	.297	5	11	1	5	9	13
Arkansas	.181	5	17	1	5	6	34
Tennessee							

## 2023 PITCHING BY SERIES

Team	ERA	IP	H	R	ER	BB	SO
UMass Lowell	1.67	27.0	12	5	5	4	29
Winthrop	1.50	18.0	13	4	3	4	19
Queens	0.00	9.0	2	0	0	6	8
Penn	2.67	27.0	21	9	8	7	34
N.C. A&T	3.00	9.0	5	3	3	3	7
Clemson	4.85	26.0	27	15	14	9	33
The Citadel	1.69	16.0	10	3	3	2	24
USC Upstate	1.00	18.0	11	3	2	8	23
Bethune-Cookman	3.96	25.0	24	11	11	10	30
Presbyterian	0.00	9.0	3	0	0	3	15
Georgia	2.74	23.0	22	7	7	3	19
Charlotte	8.47	17.0	26	17	16	9	29
Missouri	3.60	30.0	23	13	12	17	44
Mississippi State	5.62	24.0	40	22	15	8	19
North Carolina	0.00	9.0	6	0	0	0	9
LSU	6.00	18.0	13	13	12	9	23
Vanderbilt	4.68	25.0	25	20	13	13	24
Charleston Southern	4.00	9.0	7	4	4	3	10
Florida	2.88	25.0	18	10	8	10	26
Auburn	7.67	27.0	33	24	23	8	28
Kentucky	10.12	24.0	38	30	27	16	18
North Florida	7.00	9.0	14	8	7	4	10
Arkansas	3.60	25.0	24	10	10	8	29
Tennessee							

## A LOOK AT THE 2023 SEASON

Date	Opponent	Result	Pitcher of Record (W/L)	Notable Game Note
2-17	UMass Lowell	W, 20-3	Hicks (W, 1-0)	Most runs in an opener since 2008, Wimmer 5 hits, Hornung 5RBI, McGillis 2HR
2-18	UMass Lowell	W, 17-1	Hall (W, 1-0)	Gamecocks do not allow a hit after the first inning, 17 runs in first five innings
2-19	UMass Lowell	W, 12-1	Mahoney (W, 1-0)	Mahoney strikes out 9, 5.2 shutout inn., Messina 4 RBI help complete sweep
2-21	Winthrop	W, 19-3	Jones (W, 1-0)	Gamecocks belt five home runs, Petry 2 HR, 4 RBI, Jerzembeck 4 K in 4 IP
2-22	Queens	W, 12-0	Hicks (W, 2-0)	First shutout of 2023, Hicks 5 K in 5 IP, Casas HR, Denny 5 RBI
2-24	Penn	W, 7-4	Sanders (W, 1-0)	Petry, Messina homer, Denny drives in three, Sanders strikes out six in win
2-25	Penn	W, 1-0	Hall (W, 2-0)	Hall strikes out 12, Petry homers in first 1-0 win since March of 2021
2-26	Penn	W, 6-5	Austin (W, 1-0)	Casas, McGillis go back-to-back to take lead in 8th as Gamecocks sweep
2-28	NC A&T	W, 11-3	Jones (W, 2-0)	McGillis leadoff homer; Hicks, Jones combined for 5 no-hit innings
3-3	at Clemson	L, 2-5	Sanders (L, 1-1)	Clemson scores four runs in first three innings in handing Carolina its first loss
3-4	vs. Clemson	W, 11-9	Becker (W, 1-0)	Hornung 3-run homer in seventh, Messina 2-run HR in eighth complete comeback
3-5	Clemson	W, 7-1	Hicks (W, 3-0)	Hicks throws five shutout innings, Casas 2 home runs, LeCroy series MVP
3-7	The Citadel	W, 8-1	Jones (W, 3-0)	Jones strikes out six, four Gamecocks homer in midweek win
3-8	at USC Upstate	W, 19-1	Proctor (W, 1-0)	Casas drives in five, Brewer, Wimmer homer in rout of Spartans
3-10	Bethune-Cookman	W, 20-3 (7)	Sanders (W, 2-1)	Messina with 2 HR's, McGillis, Brewer grand slams, Sanders strikes out 8
3-11	Bethune-Cookman	W, 8-5	Hall (W, 3-0)	Hall, Hicks combine on the mound for win, Wimmer homers
3-11	Bethune-Cookman	W, 10-3	Mahoney (W, 2-0)	Mahoney strikes out nine in win, Denny grand slam as Carolina sweeps
3-14	Presbyterian	W, 5-0	Jones (W, 4-0)	Jones strikes out six in four innings, LeCroy, Casas, Messina all homer
3-17	at Georgia*	W, 5-4	Veach (W, 1-0)	Braswell GW 2-run double in top of ninth, Messina and Petry homer
3-18	at Georgia*	W, 12-2 (7)	Hall (W, 4-0)	Petry with 4 hits, 2 HR, drives in 5, Hall strikes out five in a CG performance
3-19	at Georgia*	W, 12-1 (&)	Mahoney (W, 3-0)	Mahoney strikes out six in six innings, McGillis and Casas both with 2 HR's
3-21	at Charlotte	L, 2-6	Jerzembeck (L, 0-1)	Charlotte scores five times in the third inning; 11-game win streak snapped
3-24	Missouri*	W, 9-8	Williamson (W, 1-0)	Gamecocks score four in the ninth for walk-off win, Braswell single, E6 GW run
3-25	Missouri*	W, 8-1	Hall (W, 5-0)	Hall strikes out 10 in seven innings, Stone homers twice in series clincher
3-25	Missouri*	W, 5-4 (12)	Becker (W, 2-0)	Petry's 12th-inning single wins it; Becker strikes out five in relief to earn win
3-28	at The Citadel	W, 13-2 (7)	Zedalis (W, 1-0)	Gamecocks score seven in the sixth in run-rule win; off to best-ever start
3-30	at Mississippi St.*	W, 6-4	Hicks (W, 4-0)	Messina's seventh-inning home run breaks 3-all tie, gives Carolina 7-0 SEC start
3-31	at Mississippi St.*	L, 3-13 (7)	Hall (L, 5-1)	Bulldogs score in five of their six innings, Wimmer with 2 hits and an HR
4-1	at Mississippi St.*	W, 14-5	Hicks (W, 5-0)	Carolina scores seven in the ninth, top-3 in lineup with nine hits in win
4-4	vs. North Carolina	W, 5-0	Proctor (W, 2-0)	Gamecocks score 5 runs in their final 2 frames, throw fourth shutout of 2023
4-6	LSU*	W, 13-5	Hicks (W, 6-0)	Petry drives in eight, Gamecocks homer four times in defeating No. 1 LSU
4-7	LSU*	L, 7-8	Jones (L, 4-1)	Gamecocks allow four in the eighth and one in the ninth to split series
4-11	USC Upstate	W, 7-2	Becker (W, 3-0)	Brewer, Petry homer, Gamecocks allow just four hits in midweek win
4-14	at Vanderbilt*	W, 14-3	Sanders (W, 3-1)	Carolina homers five times, including two from Messina, in a Friday night win
4-15	at Vanderbilt*	L, 5-8	Mahoney (L, 3-1)	Gamecocks commit four errors in loss, score four runs in first
4-16	at Vanderbilt*	L, 4-6	Jones (L, 4-2)	Petry sets Carolina freshman home run record in series loss at Vandy
4-18	Charleston Southern	W, 10-4	Proctor (W, 3-0)	Bullpen allows just one hit in 7 IP, Brewer and Casas homer in midweek win
4-20	Florida*	W, 13-3 (7)	Sanders (W, 4-1)	Sanders strikes out 10 in six innings, Carolina scores five runs in 6th and 7th
4-21	Florida*	W, 5-2	Mahoney (W, 4-1)	Messina and Petry homer, Mahoney, Jones and Veach pitch USC to series win
4-22	Florida*	W, 7-5	Becker (W, 4-0)	Becker strikes out six, Wimmer homers, Brewer with four hits in sweep
4-28	Auburn*	L, 3-8	Sanders (L, 4-2)	Auburn scores five runs in the middle innings; Messina, Denny 2 hits each
4-29	Auburn*	L, 5-9	Mahoney (L, 4-2)	Four-run first for Auburn helps Tigers clinch series, Messina HR
4-30	Auburn*	W, 8-7	Veach (W, 2-0)	Tippett 3-run home run in seventh completes come-from-behind win
5-3	at Winthrop	W, 6-1	Proctor (W, 4-0)	Four home runs lift Gamecocks in the midweek, pitching allows just 5 hits
5-5	at Kentucky*	L, 3-7	Sanders (L, 4-3)	Casas homers, Kentucky scores three in the seventh to pull away
5-6	at Kentucky*	L, 7-14	Hicks (L, 6-1)	Two home runs for Casas but Kentucky scores in seven different innings
5-7	at Kentucky*	L, 2-9	Becker (L, 4-1)	Brewer with a two-run home run; Kentucky puts up five in first three innings
5-9	North Florida	L, 5-8	Eskew (L, 0-1)	UNF scores five in the third, Stone homers, Gamecocks leave 16 on base
5-12	at Arkansas*	L, 1-4	Jones (L, 4-3)	Jones strikes out 10, Wimmer RBI single, Arkansas breaks a 1-all tie in sixth
5-13	at Arkansas*	W, 3-1	Mahoney (W, 5-2)	Mahoney pitches seven scoreless as three-run fourth holds up
5-14	at Arkansas*	L, 1-5	Becker (L, 4-2)	Becker strikes out seven, Messina with two hits, Tippett with solo home run
5-16	Charlotte	L, 9-11	Veach (L, 2-1)	Charlotte scores four in the eighth, Gamecocks with three homers in the loss
5-18	Tennessee*			
5-19	Tennessee*			
5-20	Tennessee*			

2 NCAA Championships, 3 SEC Championships, 7 SEC East Titles, 31 NCAA Appearances

**GAMECOCKS IN THE RANKINGS**

Dates	BA	CB	D1	NCBWA	PG	UST
Preseason	--	47	23	28	--	RV
February 20	--	--	23	25	--	RV
February 27	--	29	23	24	--	23
March 6	23	25	20	20	--	20
March 13	19	14	16	14	--	14
March 20	14	4	11	9	15	11
March 27	10	2	9	7	10	8
April 3	6	3	6	6	6	6
April 10	5	3	6	7	5	5
April 17	6	6	6	7	6	6
April 24	2	3	3	3	2	3
May 1	4	4	3	4	3	4
May 8	6	9	6	7	5	7
May 15	10	16	13	12	15	9
May 22						

BA - Baseball America; CB - Collegiate Baseball; D1 - D1Baseball; NCBWA - National Collegiate Baseball Writers Association; PG - Perfect Game USA; UST - USA TODAY Coaches Poll;

**THE GAMECOCK RADIO NETWORK**

All 56 regular season games will be available on the Gamecock Radio Network. Flagship station, 107.5 FM, "The Game," is the home of the Gamecocks and will broadcast all games. In the event of a conflict with basketball in Columbia, the baseball games can be heard on sister station WISW, 1320 AM. All games can also be heard on the All Access channel on GamecocksOnline.

For local affiliates, please check your local listings for the latest schedule. Additional affiliates include:

**2023 Network Affiliates**

Aiken/Edgefield	WKSX	92.7 FM
Allendale	WDOG	93.5 FM
Camden	WCAM	1590 AM
Charleston	WWIK	98.9 FM
Chesterfield	WVSZ	107.3 FM
Columbia	WNKT	107.5 FM
Columbia	WISW	1320 AM
Florence	WOLH	96.3 FM/ 1230 AM
Greenville	WROO	104.9 FM
Greenwood	WCZZ	1090 AM
Kingstree	WDKD	1310 AM
Myrtle Beach	WSEA	100.3 FM
Rock Hill/Lancaster	WRHM	107.1 FM
Spartanburg	WSPG	98.3 FM/ 1400 AM

Live Gamecock Baseball broadcasts are also available for free this season on the Tuneln App (Android/iOS). Live Gamecock Baseball will also be available for free on the South Carolina Gameday App (Android/iOS) via a link out to Tuneln. Users who do not already have the Tuneln app downloaded will be prompted to download the app. Upon successful completion of the download, users will be easily redirected from the Gameday App to Tuneln anytime they select the Live Audio option in the Gameday App.

During the overlap of basketball and baseball seasons, a basketball broadcast (men's or women's) will take priority over baseball. For example if a basketball game is scheduled at the same time as a baseball game, the basketball game broadcast would be on Tuneln, while the baseball game would not.

**LARGEST SINGLE GAME CROWDS AT FOUNDERS PARK**

**Single-Game Sellouts at Founders Park (66 all-time)**

8,242	vs. Auburn	April 29, 2023 (L, 5-9)
8,242	vs. Auburn	April 28, 2023 (L, 3-8)
8,242	vs. Florida	April 22, 2023 (W, 7-5)
8,242	vs. Florida	April 21, 2023 (W, 5-2)
8,242	vs. Florida	April 20, 2023 (W, 13-3, 7 inn.)
8,242	vs. LSU	April 7, 2023 (L, 7-8)
8,242	vs. LSU	April 6, 2023 (W, 13-5)
8,242	vs. Missouri	March 25, 2023 (W, 8-1)
8,242	vs. Missouri	March 24, 2023 (W, 9-8)
8,242	vs. Clemson	March 5, 2023 (W, 7-1)
8,242	vs. Clemson	March 4, 2022 (L, 2-3)
8,242	vs. Clemson	Feb. 28, 2020 (L, 1-7)
8,242	vs. Clemson	March 3, 2019 (W, 14-3)
8,242	vs. Clemson	March 2, 2018 (W, 3-2)
8,242	vs. Alabama	March 25, 2017 (W, 6-5, 10 inn.)
8,242	vs. Clemson	March 5, 2017 (L, 5-3, 11 inn.)
8,242	vs. UNCG	February 18, 2017 (W, 5-1)
8,242	vs. UNCG	February 17, 2017 (W, 7-1)
8,242	vs. Texas A&M	May 14, 2016 (L, 5-2)
8,242	vs. Florida	April 29, 2016 (W, 2-1)
8,242	vs. Tennessee	April 9, 2016 (W, 7-4)
8,242	vs. College of Charleston	March 29, 2016 (L, 6-5, 13 inn.)
8,242	vs. Clemson	March 4, 2016 (W, 8-1)
8,242	vs. LSU	May 16, 2015 (L, 8-1)
8,242	vs. LSU	May 15, 2015 (L, 9-2)
8,242	vs. Vanderbilt	April 18, 2015 (W, 3-2)
8,242	vs. Georgia	March 28, 2015 (L, 4-3)
8,242	vs. Clemson	March 2, 2015 (L, 7-0)
8,242	vs. Alabama	April 26, 2014 (L, 2-1)
8,242	vs. Alabama	April 25, 2014 (W, 9-3)
8,242	vs. Florida	April 13, 2014 (L, 6-5)
8,242	vs. Florida	April 12, 2014 (L, 4-3, 13 inn.)
8,242	vs. Florida	April 11, 2014 (W, 4-1)
8,242	vs. Tennessee	March 30, 2014 (W, 8-0)
8,242	vs. Clemson	February 28, 2014 (W, 9-6)
8,242	vs. Eastern Kentucky	February 22, 2014 (W, 2-0)
8,242	vs. Georgia	May 11, 2013 (W, 8-3)
8,242	vs. Texas A&M	March 30, 2013 (W, 6-3)
8,242	vs. Clemson	March 3, 2013 (W, 8-0)
8,242	vs. Liberty	February 15, 2013 (W, 4-3)
8,242	vs. Oklahoma (NCAA Super Regional)	June 10-11, 2012 (W, 5-1)
8,242	vs. Oklahoma (NCAA Super Regional)	June 9, 2012 (W, 5-0)
8,242	vs. Clemson (NCAA Regional)	June 3, 2012 (W, 4-3)
8,242	vs. Clemson (NCAA Regional)	June 2, 2012 (W, 5-4, 12 inn.)
8,242	vs. LSU	May 19, 2012 (L, 3-2, 10 inn.)
8,242	vs. LSU	May 18, 2012 (W, 5-4)
8,242	vs. Alabama	April 28, 2012 (W, 9-1)
8,242	vs. Alabama	April 27, 2012 (W, 12-11)
8,242	vs. Mississippi State	April 14, 2012 (W, 5-3)
8,242	vs. Tennessee	April 6, 2012 (L, 5-4)
8,242	vs. Florida	March 24, 2012 (L, 5-4)
8,242	vs. Florida	March 23, 2012 (L, 8-2)
8,242	vs. Florida	March 22, 2012 (W, 9-3)
8,242	vs. Clemson	March 3, 2012 (W, 9-6)
8,242	vs. VMI	February 17, 2012 (W, 2-1)
8,242	vs. Connecticut (NCAA Super Regional)	June 12, 2011 (W, 8-2)
8,242	vs. Connecticut (NCAA Super Regional)	June 11, 2011 (W, 5-1)
8,242	vs. Auburn	April 30, 2011 (W, 10-2)
8,242	vs. Vanderbilt	April 17, 2011 (W, 5-3)
8,242	vs. Vanderbilt	April 16, 2011 (L, 6-4)
8,242	vs. Vanderbilt	April 15, 2011 (W, 3-1)
8,242	vs. Kentucky	April 2, 2011 (W, 4-3, 10 inn.)
8,242	vs. Clemson	March 4, 2011 (W, 6-3)
8,242	vs. Santa Clara	February 19, 2011 (W, 2-1)
8,242	vs. Santa Clara	February 18, 2011 (W, 12-5)
8,242	vs. Florida	May 21, 2010 (L, 5-2)

**South Carolina All-Time record in sellouts at Founders Park (45-21 (.682))**

**TOP 10 THREE-GAME SERIES ATTENDANCE MARKS AT FOUNDERS**

24,726	vs. Florida (all three sellouts)	April 20-22, 2023
24,726	vs. Florida (all three sellouts)	April 11-13, 2014
24,726	vs. Florida (all three sellouts)	March 22-24, 2012
24,726	vs. Vanderbilt (all three sellouts)	April 15-17, 2011
24,558	vs. Alabama (two sellouts)	April 25-27, 2014
24,501	vs. UNCG (two sellouts)	February 17-19, 2017
24,398	vs. LSU (two sellouts)	May 18-19, 2012
24,278	vs. Auburn (one sellout)	April 29-May 1, 2011
24,204	vs. Alabama	April 30-May 2, 2010
24,186	vs. Georgia	March 18-20, 2011

**A SOUTH CAROLINA TEAM**

Won 10 or more consecutive games.....	March 5, 2023-March 19, 2023 (11)
Lost five or more consecutive games.....	May 5-12, 2023 (5)
Scored 20 or more runs in a game.....	20, March 11, 2023 vs. Bethune-Cookman
Scored 10+ Runs in an inning.....	10 in the 3rd inning vs. Valparaiso, March 9, 2010
Did not strikeout.....	April 7, 2015 vs. Appalachian State
Hit consecutive home runs.....	Dylan Brewer and Ethan Petry (1st inning vs. USC Upstate, April 11, 2023)
Turned a triple play.....	at Texas A&M, May 6, 2022 (Wimmer to Braswell to Madden)
Shut out consecutive opponents.....	vs. Mercer, March 6-7, 2021 (W, 4-0, W, 1-0)
Shut out the opponent.....	vs. North Carolina (5-0) (April 4, 2023)
Was shut out by the opponent at home.....	vs. Vanderbilt (0-10) March 24, 2022
Was shut out by the opponent on the road.....	at Florida (0-8) May 20, 2022
Was shut out in two consecutive games.....	at Arkansas (0-2, 0-3) April 14, 2018
Swept a conference doubleheader.....	vs. Missouri (8-1, 5-4) March 25, 2023
Was swept in a conference doubleheader.....	at Ole Miss (3-7, 4-6) May 1, 2021
Swept a conference series at home.....	vs. Florida, April 20-22, 2023
Swept a conference series on the road.....	at Georgia, March 18-19, 2023
Was swept in a conference series at home.....	vs. Vanderbilt, May 3-5, 2019
Was swept in a conference series on the road.....	at Kentucky May 5-7, 2023
Won a conference series at home.....	vs. Florida, April 20-22, 2023
Won a conference series on the road.....	at Mississippi State, March 30-April 1, 2023
Last 1-0 win.....	vs. Penn, Feb. 25, 2023
Last 1-0 loss.....	vs. UNC Greensboro, Feb. 19, 2017

**A SOUTH CAROLINA PLAYER**

Hit two home runs in a game.....	Gavin Casas at Kentucky, May 6, 2023
Hit three home runs in a game.....	Wes Clarke vs. Winthrop, Feb. 23, 2021
Led off game with a home run.....	Braylen Wimmer at Mississippi State, April 1, 2023
Hit a grand slam.....	Ethan Petry vs. LSU, April 6, 2023
Walk-off home run.....	Jacob Olson vs. North Carolina State, April 2, 2019
Pinch hit home run.....	Jack Mahoney vs. Florida, May 19, 2022
Inside-the-park home run.....	Noah Campbell vs. Florida, March 17, 2018
Had seven or more RBI in a game.....	Ethan Petry (8) vs LSU, April 6, 2020
Had five or more hits in a game.....	Braylen Wimmer (5) vs. UMass Lowell, Feb. 17, 2023
Two hits in an inning.....	Talmadge LeCroy (4th inning) vs. Bethune-Cookman, March 10, 2023
Hit for the cycle.....	TJ Hopkins vs. Valparaiso, March 10, 2019
Had 10 or more total bases in a game.....	Ethan Petry (10) at Georgia, March 18, 2023
Stole three or more bases in a game.....	Brandt Belk (3) vs. Presbyterian, March 29, 2022
Stole home plate.....	Dylan Brewer vs. UMass Lowell, Feb. 19, 2023
Had a 10-game hitting streak.....	Cole Messina (12) March 4, 2023-March 24, 2023
Had a 15-game hitting streak.....	Brandt Belk (24), March 8-April 22, 2022
Had a 20-game hitting streak.....	Brandt Belk (24), March 8-April 22, 2022
Had a 25-game hitting streak.....	Gene Cone (31), March 1-May 6, 2016
Had 10 or more strikeouts in a game.....	Eli Jones (10) vs. Arkansas (May 12, 2023)
Pitched a complete game.....	Noah Hall at Georgia (March 18, 2023)
Pitched a nine-inning, complete game shutout.....	Brett Kerry at Kentucky (May 15, 2021)
Pitched a combined shutout.....	Matthew Becker (3.0), Eli Jerzembeck (3.0), Nick Proctor (1.0), Eli Jones (1.0) and Cade Austin (1.0) vs. North Carolina, April 4, 2023
Pitched a no-hitter.....	Colby Holmes, Forrest Koumas, Josh Knab vs. Albany, Feb. 24, 2013

SEASON/CAREER HIGHS

#3 Braylen Wimmer

Season/Career High
5, 10x, last vs. Florida (4/22/23) At Bats 7, vs. Florida (3/26/21)
4 at Miss. St. (4/1/23) Runs 4 at Miss. St. (4/1/23)
5 vs. UML (2/17/23) Hits 5 vs. UML (2/17/23)
5 vs. UML (2/18/23) RBI 5, 2x, last vs. UML (2/18/23)
3 vs. NCAT (2/28/23) Walks 3, 3x, last vs. NCAT (2/28/23)

#5 Talmadge LeCroy

Season High Career High
5, 3x, last vs. Charlotte (5/16/23) At Bats 5, 3x, last vs. Charlotte (5/16/23)
3, vs. B-CU (3/10/23) Runs 3, vs. B-CU (3/10/23)
3, 2x, last vs. LSU (4/7/23) Hits 3, 3x, last vs. LSU (4/7/23)
3, 2x, last vs. Charlotte (5/16/23) RBI 3, 2x, last vs. Charlotte (5/16/23)
2,5x, last at Vanderbilt (4/15/23) Walks 2,5x, last at Vanderbilt (4/15/23)

#6 Will McGillis

Season High Career High
6 vs. NCAT (2/28/23) At Bats 6, 2x, last vs. NCAT (2/28/23)
4 at Georgia (3/19/23) Runs 4 at Georgia (3/19/23)
2, 8x, last vs. Missouri (3/24/23) Hits 3, 10x, last vs. UAB (4/29/22)
4, 2x, last vs. Missouri (3/24/23) RBI 4, 3x, last vs. B-CU (3/10/23)
3 at Georgia (3/19/23) Walks 3, 2x, last at Georgia (3/19/23)

#7 Michael Braswell

Season High Career High
6, at Mississippi St. (4/1/23) At Bats 6, at Mississippi St. (4/1/23)
2,2x, last vs. Florida (4/20/23) Runs 3, 2x, last vs. G. Wash. (2/25/22)
3 vs. Florida (4/20/23) Hits 4, 2x, last vs. Kentucky (5/13/22)
3 at Vanderbilt (4/14/23) RBI 3, 2x, last at Vanderbilt (4/14/23)
2, 6x, last vs. Charlotte (5/16/23) Walks 3 vs. Kentucky (5/14/22)

#9 Evan Stone

Season High Career High
5, 2x, last at Miss. St (4/1/23) At Bats 5, 5x, last at Miss. St. (4/1/23)
3, 2x, last vs. UML (2/18/23) Runs 3, 2x, last vs. UML (2/18/23)
2, 6x, last at Vandy (4/14/23) Hits 2, 7x, last at Vandy (4/14/23)
3, 2x, last vs. UNF (5/9/23) RBI 3, 2x, last vs. UNF (5/9/23)
3, 2x, last at Miss. St. (3/30/23) Walks 3, 2x, last at Miss. St. (3/30/23)

#10 Dylan Brewer

Season High Career High
5, 3x, last at Vanderbilt (4/14/23) At Bats 6, 2x, last vs. N'eastern (3/12/22)
3, 3x, last vs. CSU (4/18/23) Runs 3, 3x, last vs. CSU (4/18/23)
3, 2x, last at Miss. St. (3/30/23) Hits 3, 5x, last at Miss. St. (3/30/23)
5 vs. B-CU (3/10/23) RBI 5, 2x, last vs. B-CU (3/10/23)
3, 3x, last vs. Charlotte (5/16/23) Walks 3, 6x, last vs. Charlotte (5/16/23)

#11 Caleb Denny

Season High Career High
5,8x, last vs. Auburn (4/30/23) At Bats 7 vs. Oklahoma St. (4/19/22)
3 vs. NCAT (2/28/23) Runs 4, 2x, last vs. Pacific (3/5/22)
4 vs. Auburn (4/30/23) Hits 5 vs. Oklahoma St. (4/19/22)
5 vs. Queens (2/22/23) RBI 6, 2x, last vs. SDSU (3/26/22)
2, 5x, last vs. Auburn (4/29/23) Walks 2, 10x, last vs. Auburn (4/29/23)

#12 Jacob Compton

Season High Career High
At Bats 6, MVSU (4/26/22)
Runs 2, 10x, last vs. Houston (5/26/22)
Hits 3, 4x, last vs. Ark. St (5/10/22)
RBI 5, vs. UT Martin (5/3/22)
Walks 2,3x, last vs. Cincy (5/15/22)

#13 Will Tippett

Season/Career High
4, 6x, last vs. Charlotte (5/16/23) At Bats
2, 3x, last vs. Auburn (4/30/23) Runs
1, 14x, last vs. Charlotte (5/16/23) Hits
3 vs. Auburn (4/30/23) RBI
2 at The Citadel (3/28/23) Walks

#15 Carson Hornung

Season High Career High
5, 3x, last at Vanderbilt (4/14/23) At Bats 5, 3x, last at Vanderbilt (4/14/23)
3 vs. UML (2/18/23) Runs 3 vs. UML (2/18/23)
3, 2x, last at Vanderbilt (4/14/23) Hits 3, 2x, last at Vanderbilt (4/14/23)
5 vs. UML (2/17/23) RBI 5 vs. UML (2/17/23)
3, 2x, last vs. USC Upstate (4/11/23) Walks 3, 2x, last vs. USC Upstate (4/11/23)

#19 Cole Messina

Season High Career High
6 vs. USC Upstate (3/8/23) At Bats 6, 2x, last vs. USC Upstate (3/8/23)
4, vs. B-CU (3/10/23) Runs 4, vs. B-CU (3/10/23)
4 at USC Upstate (3/8/23) Hits 4 at USC Upstate (3/8/23)
4, 3x, last vs. Auburn (4/29/23) RBI 4, 3x, last vs. Auburn (4/29/23)
2, 7x, last vs. Charlotte (5/16/23) Walks 2, 8x, last vs. Charlotte (5/16/23)

#20 Ethan Petry

Season/Career High
6, at Miss. St. (4/1/23) At Bats
3, 3x, last vs. USC Upstate (4/11/23) Runs
4 at Georgia (3/18/23) Hits
8 vs. LSU (4/6/23) RBI
3 vs. Florida (4/22/23) Walks

#26 Jonathan French

Season High Career High
5, 2x, last vs. Auburn (4/30/23) At Bats 5, 7x, last vs. Auburn (4/30/23)
2, 2x, last at Georgia (3/18/23) Runs 3, vs. Ga. Tech (5/8/22)
2, 2x, last vs. Auburn (4/30/23) Hits 3, vs. Wake (4/16/22)
1, 3x, last vs. B-CU (3/10/23) RBI 4, vs. N'Eastern (3/12/22)
2, 3x, last vs. Florida (4/22/23) Walks 2, 8x, last vs. Florida (4/22/23)

#31 David Cromer

Season/Career High
1, 4x, last vs. B-CU (3/10/23) At Bats 1, 5x, last vs. B-CU (3/10/23)
Runs
1,2x, last vs. B-CU (3/10/23) Hits 1,2x, last vs. B-CU (3/10/23)
1,2x, last vs. B-CU (3/10/23) RBI 1,2x, last vs. B-CU (3/10/23)
Walks 1, vs. Xavier (3/8/22)

#37 Chris Veach

Season High Career High
1, 4x, last vs. Queens (2/22/23) At Bats 6, vs. UNCA (4/6/21)
2 vs. UML (2/17/23) Runs 4, at East. Kent. (2/27/21)
1, 2x, last vs. Queens (2/22/23) Hits 3, 5x, last vs. Chas. So (3/27/21)
RBI 3, at Ga. Tech (3/23/22)
Walks 1, vs. Xavier (3/8/22)

#38 Zander Buchan

Season/Career High
At Bats
Runs
Hits
RBI
Walks

#52 Gavin Casas

Season High Career High
6, 2x, last at Miss. St. (4/1/23) At Bats 6, 2x, last at Miss. St. (4/1/23)
4 at Georgia (3/19/23) Runs 4 at Georgia (3/19/23)
4 vs. Missouri (3/25/23) Hits 4 vs. Missouri (3/25/23)
5 at USC Upstate (3/8/23) RBI 7, vs. Wagner (3/13/22)
3, 2x, last vs. Auburn (4/30/23) Walks 3, 2x, last vs. Auburn (4/30/23)



**#4 Jackson Phipps**

**Season High**.....**Career High**  
 1.0, 2x, last at The Citadel (3/28/23).Innings 2.0, vs. Gardner-Webb (3/30/21)  
 2, at Miss. St. (3/31/23)..... Hits..... 3, 3x, last vs Citadel (4/27/21)  
 3, at Miss. St. (3/31/23)..... Runs..... 5, vs. Citadel (4/27/21)  
 1, 2x, last at The Citadel (3/28/23)Earned Runs..... 5, vs. Citadel (4/27/21)  
 3, vs. B-CU (3/11/23)..... Walks..... 3, vs. B-CU (3/11/23)  
 2, 3x, last vs. B-CU (3/11/23)..... Strikeouts. 5, vs. Gardner-Webb (3/30/21)

**#14 Eli Jones**

**Season High**.....**Career High**  
 5.0, 2x, last vs. Arkansas (5/12/23) ..Innings .5.0, 2x, last vs. Arkansas (5/12/23)  
 5 vs. The Citadel (3/7/23)..... Hits...5, 2x, last vs. The Citadel (3/7/23)  
 3, 2x, last vs. Kentucky (5/5/23)..... Runs..... 4 vs. USC Upstate (5/10/22)  
 2, 5x, last vs. Arkansas (5/12/23) ..Earned Runs..... 4 vs. USC Upstate (5/10/22)  
 2 vs. Arkansas (5/12/23)..... Walks..... 2, 2x, last vs. Arkansas (5/12/23)  
 10 vs. Arkansas (5/12/23)..... Strikeouts..... 10 vs. Arkansas (5/12/23)

**#16 Dylan Eskew**

**Season/Career High**.....  
 3.1 vs. CSU (4/18/23).....Innings  
 6 vs. UNF (5/9/23)..... Hits  
 5 vs. UNF (5/9/23)..... Runs  
 5 vs. UNF (5/9/23)..... Earned Runs  
 2, 3x, last vs. Winthrop (5/3/23)..... Walks  
 3 vs. CSU (4/18/23)..... Strikeouts

**#18 Eli Jerzembeck**

**Season/Career High**.....  
 4.0 vs. Winthrop (2/21/23).....Innings  
 6 vs. CSU (4/18/23)..... Hits  
 5, at Charlotte (3/21/23).....Runs  
 4, 2x, last vs. CSU (4/18/23)..... Earned Runs  
 2, at Charlotte (3/21/23)..... Walks  
 4, 4x, last at Charlotte (3/21/23)..... Strikeouts

**#23 Jack Mahoney**

**Season High**.....**Career High**  
 7.0 vs. Arkansas (5/13/23).....Innings .....7.2 vs. The Citadel (4/27/21)  
 7, 2x, last vs. Kentucky (5/6/23)..... Hits..... 7, 3x, last vs. Kentucky (5/6/23)  
 6 vs. Auburn (4/29/23)..... Runs..... 6 vs. Auburn (4/29/23)  
 5, 2x, last vs. Kentucky (5/6/23) ..Earned Runs.5, 2x, last vs. Kentucky (5/6/23)  
 4 vs. Kentucky (5/6/23)..... Walks..... 4 vs. Kentucky (5/6/23)  
 9, 2x, last vs. B-CU (3/11/23)..... Strikeouts..... 9, 2x, last vs. B-CU (3/11/23)

**#25 Sam Simpson**

**Season/Career High**.....  
 1.1 vs. Charlotte (5/16/23).....Innings  
 1, 2x, last vs. Charlotte (5/16/23)..... Hits  
 1 at The Citadel (3/28/23)..... Runs  
 1 at The Citadel (3/28/23)..... Earned Runs  
 1 vs. UNF (5/9/23)..... Walks  
 3 vs. Charlotte (5/16/23)..... Strikeouts

**#28 Austin Williamson**

**Season/Career High**.....  
 2.0, 2x, last vs. Winthrop (5/3/23).....Innings  
 3 vs. Charlotte (5/16/23)..... Hits  
 3 vs. Charlotte (5/16/23)..... Runs  
 3 vs. Charlotte (5/16/23)..... Earned Runs  
 2 at Miss. St. (3/31/23)..... Walks  
 3, 4x, last vs. Charlotte (5/16/23) .. Strikeouts

**#30 Brett Thomas**

**Season High**.....**Career High**  
 1.0, 3x, last vs. Charlotte (5/16/23)..... Innings ..4.0, 2x, last vs. Kentucky (5/13/22)  
 1, 3x, last vs. Charlotte (5/16/23)..... Hits..... 7 vs. Florida (5/19/22)  
 1 vs. Charlotte (5/16/23)..... Runs..... 4, 2x, last vs. Florida (5/19/22)  
 1 vs. Charlotte (5/16/23)..... Earned Runs 4, 2x, last vs. Florida (5/19/22)  
 2 vs. Charlotte (5/16/23)..... Walks..3, 3x, last vs. Kentucky (5/13/22)  
 2 vs. Charlotte (5/16/23)..... Strikeouts.. 5, 2x, last vs. Florida (5/19/22)

**#34 James Hicks**

**Season High**.....**Career High**  
 5.0, 2x, last vs. Clemson (3/5/23).....Innings 5.0, 2x, last vs. Clemson (3/5/23)  
 6 vs. Kentucky (5/6/23)..... Hits..... 9, vs. UNCG (2/19/22)  
 7, at Kentucky (5/6/23)..... Runs..... 7, at Kentucky (5/6/23)  
 7, at Kentucky (5/6/23)..... Earned Runs..... 7, at Kentucky (5/6/23)  
 2, 3x, last vs. Auburn (4/29/23)..... Walks..... 2, 3x, last vs. Auburn (4/29/23)  
 6 vs. Clemson (3/5/23)..... Strikeouts..... 6 vs. Clemson (3/5/23)

**#36 Cade Austin**

**Season High**.....**Career High**  
 3.0, 2x, last vs. Charlotte (5/16/23).....Innings .....4.0 vs. Winthrop (2/22/22)  
 5 vs. Charlotte (5/18/23)..... Hits..... 7, at Texas A&M (5/7/22)  
 4 vs. LSU (4/7/23)..... Runs..... 6 vs. UNCG (2/18/22)  
 4 vs. LSU (4/7/23)..... Earned Runs..... 6 vs. UNCG (2/18/22)  
 2, 2x, last at Arkansas (5/12/23)..... Walks..... 3 vs. UNCG (2/18/22)  
 5 vs. Charlotte (5/18/23)..... Strikeouts5,2x, last vs. Charlotte (5/18/23)

**#37 Chris Veach**

**Season High**.....**Career High**  
 3.0 vs. LSU (4/7/23).....Innings ..... 4.0, at Auburn (2/21/21)  
 3 vs. Auburn (4/30/23)..... Hits..... 4, vs. Indiana St. (6/5/21)  
 4 vs. Charlotte (5/16/23)..... Runs... 4, 2x, last vs. Charlotte (5/16/23)  
 4 vs. Charlotte (5/16/23)..... Earned Runs..... 3, at Longwood (4/17/21)  
 3 vs. LSU (4/7/23)..... Walks..... 3 vs. LSU (4/7/23)  
 5 vs. LSU (4/7/23)..... Strikeouts..... 5 vs. LSU (4/7/23)

**#40 Wesley Sweatt**

**Season High**.....**Career High**  
 1.0, 9x, last vs. Charlotte (5/16/23).....Innings ..... 5.0, vs. Georgia (3/15/19)  
 2, 2x, last at Vandy (4/16/23)..... Hits..... 10, at Tennessee (3/22/19)  
 1, 3x, last vs. Charlotte (5/16/23)..... Runs..... 8, at Tennessee (3/22/19)  
 1, 3x, last vs. Charlotte (5/16/23) ..Earned Runs..... 6, at Tennessee (3/22/19)  
 1, 2x, last at USC Upstate (3/8/23)..... Walks..... 3, vs. Furman (5/8/19)  
 3 vs. USC Upstate (4/11/23)..... Strikeouts..... 4, 2x, last vs. Xavier (3/8/22)

**#41 Zach Zedalis**

**Season/Career High**.....  
 1.0, 2x, last at The Citadel (3/28/23).Innings  
 ..... Hits  
 ..... Runs  
 ..... Earned Runs  
 ..... Walks  
 2 at The Citadel (3/28/23)..... Strikeouts

**#44 Trey Wheeler**

**Season/Career High**.....  
 1.0 at Miss. St (3/31/23).....Innings  
 4 at Miss. St. (3/31/23)..... Hits  
 3 at Miss. St. (3/31/23)..... Runs  
 2 at Miss. St. (3/31/23)..... Earned Runs  
 1, 2x, last at Miss. St. (3/31/23)..... Walks  
 1, 2x, last at Miss. St. (3/31/23)..... Strikeouts

**#45 Nick Proctor**

**Season High**.....**Career High**  
 2.2 vs. CSU (4/18/23).....Innings ..... 4.1, vs. Pacific (2/19/21)  
 4 vs. NCAT (2/28/23)..... Hits..... 5, 2x, last vs. St. Mary's (3/7/21)  
 3 vs. NCAT (2/28/23)..... Runs..... 7, at San Fran. (2/27/21)  
 3 vs. NCAT (2/28/23)..... Earned Runs..... 7, at San Fran. (2/27/21)  
 1, 5x, last vs. Winthrop (5/3/23)..... Walks..... 3, at San Fran. (2/27/21)  
 5 vs. CSU (4/18/23)..... Strikeouts.. 6, 2x, last vs. Ore. St. (5/26/22)

**#47 Connor McCreery**

**Season/Career High**.....  
 1.0 vs. Kentucky (5/6/23).....Innings  
 3 vs. Kentucky (5/6/23)..... Hits  
 2 vs. Kentucky (5/6/23)..... Runs  
 2 vs. Kentucky (5/6/23)..... Earned Runs  
 2 vs. Charlotte (5/16/23)..... Walks  
 ..... Strikeouts

## SOUTH CAROLINA LINEUPS BY POSITION

GAME (No./time)	C	1B	2B	SS	3B	LF	CF	RF	DH
2-17 UML (1/1)	Messina	Casas	McGillis	Wimmer	LeCroy	Denny	Stone	Brewer	Hornung
2-18 UML (1/2)	Messina	Casas	McGillis	Wimmer	LeCroy	Denny	Stone	Brewer	Hornung
2-19 UML (2/1)	Messina	Casas	McGillis	Wimmer	LeCroy	Hornung	Stone	Denny	Petry
2-21 WIN (3/1)	Messina	Casas	McGillis	Wimmer	LeCroy	Denny	Stone	Petry	Hornung
2-22 QUE (4/1)	LeCroy	Casas	McGillis	Wimmer	Petry	Hornung	Stone	Denny	Messina
2-24 PENN (3/2)	Messina	Casas	McGillis	Wimmer	LeCroy	Denny	Stone	Petry	Hornung
2-25 PENN (3/3)	Messina	Casas	McGillis	Wimmer	LeCroy	Denny	Stone	Petry	Hornung
2-26 PENN (5/1)	Messina	Casas	McGillis	Wimmer	LeCroy	Denny	Tippett	Petry	Hornung
2-28 NCAT (6/1)	French	Messina	McGillis	Wimmer	LeCroy	Denny	Tippett	Petry	Casas
3-3 CLEM (7/1)	Messina	Petry	McGillis	Wimmer	LeCroy	Hornung	Stone	Denny	Casas
3-4 CLEM (3/4)	Messina	Casas	McGillis	Wimmer	LeCroy	Denny	Stone	Petry	Hornung
3-5 CLEM (3/5)	Messina	Casas	McGillis	Wimmer	LeCroy	Denny	Stone	Petry	Hornung
3-7 CIT (8/1)	French	Casas	McGillis	Wimmer	LeCroy	Denny	Brewer	Petry	Messina
3-8 UPST (9/1)	Messina	Casas	McGillis	Wimmer	LeCroy	Denny	Brewer	Petry	Hornung
3-10 BCU (9/2)	Messina	Casas	McGillis	Wimmer	LeCroy	Denny	Brewer	Petry	Hornung
3-11 BCU (9/3)	Messina	Casas	McGillis	Wimmer	LeCroy	Denny	Brewer	Petry	Hornung
3-11 BCU (8/2)	French	Casas	McGillis	Wimmer	LeCroy	Denny	Brewer	Petry	Messina
3-14 PC (9/4)	Messina	Casas	McGillis	Wimmer	LeCroy	Denny	Brewer	Petry	Hornung
3-18 GA (9/5)	Messina	Casas	McGillis	Wimmer	LeCroy	Denny	Brewer	Petry	Hornung
3-18 GA (6/2)	French	Messina	McGillis	Wimmer	LeCroy	Denny	Tippett	Petry	Casas
3-19 GA (5/2)	Messina	Casas	McGillis	Wimmer	LeCroy	Denny	Tippett	Petry	Hornung
3-21 CHAR (10/1)	Messina	Casas	McGillis	Wimmer	Braswell	Denny	Tippett	Petry	Hornung
3-24 MIZ (9/6)	Messina	Casas	McGillis	Wimmer	LeCroy	Denny	Brewer	Petry	Hornung
3-25 MIZ (11/1)	French	Messina	Tippett	Wimmer	LeCroy	Denny	Stone	Petry	Hornung
3-25 MIZ (12/1)	Messina	Casas	Tippett	Wimmer	LeCroy	Denny	Stone	Petry	Hornung
3-28 CIT (13/1)	French	Messina	Tippett	Wimmer	LeCroy	Denny	Stone	Petry	Casas
3-30 MSST (14/1)	Messina	Casas	Braswell	Wimmer	LeCroy	Denny	Stone	Brewer	Petry
3-31 MSST (14/2)	Messina	Casas	Braswell	Wimmer	LeCroy	Denny	Stone	Brewer	Petry
4-1 MSST (14/3)	Messina	Casas	Braswell	Wimmer	LeCroy	Denny	Stone	Brewer	Petry
4-4 UNC (15/1)	French	Messina	Braswell	Wimmer	LeCroy	Brewer	Stone	Petry	Casas
4-6 LSU (16/1)	Messina	Casas	Braswell	Wimmer	LeCroy	Brewer	Stone	Petry	Hornung
4-7 LSU (16/2)	Messina	Casas	Braswell	Wimmer	LeCroy	Brewer	Stone	Petry	Hornung
4-11 UPST (17/1)	Messina	Casas	Braswell	Wimmer	LeCroy	Denny	Brewer	Petry	Hornung
4-14 VAN (16/3)	Messina	Casas	Braswell	Wimmer	LeCroy	Brewer	Stone	Petry	Hornung
4-15 VAN (15/2)	French	Messina	Braswell	Wimmer	LeCroy	Brewer	Stone	Petry	Casas
4-16 VAN (16/4)	Messina	Casas	Braswell	Wimmer	LeCroy	Brewer	Stone	Petry	Hornung
4-18 CSU (18/1)	Messina	Casas	Tippett	Wimmer	LeCroy	Denny	Brewer	Petry	Hornung
4-20 FLA (19/1)	Messina	Casas	Tippett	Wimmer	Braswell	Brewer	Stone	Petry	Hornung
4-21 FLA (20/1)	French	Messina	Tippett	Wimmer	Braswell	Brewer	Stone	Petry	Hornung
4-22 FLA (20/2)	French	Messina	Tippett	Wimmer	Braswell	Brewer	Stone	Petry	Hornung
4-28 AUB (19/2)	Messina	Casas	Tippett	Wimmer	Braswell	Brewer	Stone	Petry	Hornung
4-29 AUB (21/1)	French	Casas	Tippett	Braswell	Messina	Denny	Brewer	Petry	Hornung
4-30 AUB (21/2)	French	Casas	Tippett	Braswell	Messina	Denny	Brewer	Petry	Hornung
5-2 WIN (21/3)	French	Casas	Tippett	Braswell	Messina	Denny	Brewer	Petry	Hornung
5-5 UK (21/4)	French	Casas	Tippett	Braswell	Messina	Denny	Brewer	Petry	Hornung
5-6 UK (21/5)	French	Casas	Tippett	Braswell	Messina	Denny	Brewer	Petry	Hornung
5-7 UK (21/6)	French	Casas	Tippett	Braswell	Messina	Denny	Brewer	Petry	Hornung
5-9 UNF (22/1)	French	Casas	LeCroy	Braswell	Messina	Brewer	Stone	Petry	Hornung
5-12 ARK (23/1)	Messina	Casas	Tippett	Braswell	LeCroy	Brewer	Stone	Petry	Wimmer
5-13 ARK (23/2)	Messina	Casas	Tippett	Braswell	LeCroy	Brewer	Stone	Petry	Wimmer
5-14 ARK (23/3)	Messina	Casas	Tippett	Braswell	LeCroy	Brewer	Stone	Petry	Wimmer
5-16 CHAR (24/1)	Messina	Casas	Tippett	Braswell	LeCroy	McGillis	Brewer	Petry	Wimmer
5-18 TENN									
5-19 TENN									
5-20 TENN									

## SOUTH CAROLINA LINEUPS BY BATTING ORDER

GAME (No./time)	1	2	3	4	5	6	7	8	9
2-17 UML (1/1)	Hornung	Wimmer	Denny	Messina	LeCroy	Casas	McGillis	Brewer	Stone
2-18 UML (1/2)	Hornung	Wimmer	Denny	Messina	LeCroy	Casas	McGillis	Brewer	Stone
2-19 UML (2/1)	Hornung	Wimmer	Denny	Messina	LeCroy	Casas	McGillis	Petry	Stone
2-21 WIN (2/2)	Hornung	Wimmer	Denny	Messina	LeCroy	Casas	McGillis	Petry	Stone
2-22 QUE (3/2)	Hornung	Wimmer	Denny	Messina	LeCroy	Casas	McGillis	Petry	Stone
2-24 PENN (4/1)	Hornung	Wimmer	Denny	Messina	Casas	LeCroy	Petry	McGillis	Stone
2-25 PENN (4/2)	Hornung	Wimmer	Denny	Messina	Casas	LeCroy	Petry	McGillis	Stone
2-26 PENN (5/1)	LeCroy	Wimmer	Denny	Messina	Petry	Casas	McGillis	Hornung	Tippett
2-28 NCAT (6/1)	McGillis	Wimmer	Denny	Messina	Casas	Petry	LeCroy	French	Tippett
3-3 CLEM (7/1)	McGillis	Wimmer	Denny	Messina	Casas	Petry	LeCroy	Hornung	Stone
3-4 CLEM (8/1)	McGillis	Wimmer	Denny	Messina	Petry	Casas	LeCroy	Hornung	Stone
3-5 CLEM (9/1)	Hornung	Wimmer	Denny	Messina	Petry	Casas	LeCroy	McGillis	Stone
3-7 CIT (10/1)	Denny	Wimmer	Casas	Messina	Petry	LeCroy	McGillis	French	Brewer
3-8 UPST (11/1)	Denny	Wimmer	Casas	Messina	Petry	LeCroy	McGillis	Hornung	Brewer
3-10 BCU (11/2)	Denny	Wimmer	Casas	Messina	Petry	LeCroy	McGillis	Hornung	Brewer
3-11 BCU (11/3)	Denny	Wimmer	Casas	Messina	Petry	LeCroy	McGillis	Hornung	Brewer
3-12 BCU (10/2)	Denny	Wimmer	Casas	Messina	Petry	LeCroy	McGillis	French	Brewer
3-14 PC (11/4)	Denny	Wimmer	Casas	Messina	Petry	LeCroy	McGillis	Hornung	Brewer
3-18 GA (12/1)	Hornung	Wimmer	Casas	Messina	Petry	LeCroy	Denny	McGillis	Brewer
3-18 GA (13/1)	McGillis	Wimmer	Casas	Messina	Petry	LeCroy	French	Denny	Tippett
3-19 GA (14/1)	McGillis	Wimmer	Casas	Messina	Petry	Hornung	LeCroy	Denny	Tippett
3-21 CHAR (15/1)	McGillis	Wimmer	Casas	Messina	Petry	Hornung	Braswell	Denny	Tippett
3-24 MIZ (16.1)	McGillis	Wimmer	Casas	Messina	Petry	Hornung	LeCroy	Denny	Brewer
3-25 MIZ (17/1)	Wimmer	Casas	Petry	Messina	LeCroy	French	Tippett	Denny	Stone
3-25 MIZ (18/1)	Wimmer	Casas	Petry	Messina	LeCroy	Hornung	Denny	Stone	Tippett
3-28 CIT (19/1)	Wimmer	Casas	Petry	Messina	LeCroy	French	Denny	Stone	Tippett
3-30 MSST (20/1)	Wimmer	Casas	Petry	Messina	LeCroy	Braswell	Denny	Stone	Brewer
3-31 MSST (21/1)	Wimmer	Casas	Petry	Messina	Braswell	Denny	LeCroy	Brewer	Stone
4-1 MSST (22/1)	Wimmer	Casas	Petry	Messina	LeCroy	Denny	Braswell	Brewer	Stone
4-4 UNC (23/1)	Wimmer	Casas	Petry	Messina	Brewer	LeCroy	Braswell	French	Stone
4-6 LSU (24/1)	Wimmer	Casas	Petry	Messina	Brewer	LeCroy	Hornung	Braswell	Stone
4-7 LSU (24/2)	Wimmer	Casas	Petry	Messina	Brewer	LeCroy	Hornung	Braswell	Stone
4-11 UPST (25/2)	Wimmer	Brewer	Petry	Messina	Casas	LeCroy	Hornung	Braswell	Denny
4-14 VAN (26/1)	Wimmer	Brewer	Petry	Messina	Casas	LeCroy	Hornung	Braswell	Stone
4-15 VAN (27/1)	Wimmer	Brewer	Petry	Messina	Casas	LeCroy	Braswell	French	Stone
4-16 VAN (28/1)	Brewer	Wimmer	Petry	Messina	Casas	LeCroy	Hornung	Braswell	Stone
4-18 CSU (29/1)	Brewer	Wimmer	Petry	Messina	Casas	LeCroy	Hornung	Denny	Tippett
4-20 FLA (30/1)	Brewer	Wimmer	Petry	Messina	Casas	Braswell	Hornung	Stone	Tippett
4-21 FLA (31/1)	Brewer	Wimmer	Petry	Messina	Braswell	Hornung	French	Stone	Tippett
4-22 FLA (32/1)	Brewer	Wimmer	Petry	Messina	Braswell	Hornung	Stone	French	Tippett
4-28 AUB (30/2)	Brewer	Wimmer	Petry	Messina	Casas	Braswell	Hornung	Stone	Tippett
4-29 AUB (33/1)	Hornung	Brewer	Petry	Messina	Braswell	Casas	Denny	French	Tippett
4-30 AUB (34/1)	Brewer	Braswell	Petry	Messina	Casas	Denny	French	Hornung	Tippett
5-2 WIN (34/2)	Brewer	Braswell	Petry	Messina	Casas	Denny	French	Hornung	Tippett
5-5 UK (35/1)	Brewer	Braswell	Petry	Messina	Denny	Casas	French	Hornung	Tippett
5-6 UK (34/3)	Brewer	Braswell	Petry	Messina	Casas	Denny	French	Hornung	Tippett
5-7 UK (36/1)	Braswell	Brewer	Petry	Messina	Casas	Denny	French	Hornung	Tippett
5-9 UNF (37/1)	Brewer	Casas	Petry	Messina	Braswell	LeCroy	Hornung	French	Stone
5-12 ARK (38/1)	Braswell	Casas	Petry	Messina	Wimmer	LeCroy	Brewer	Stone	Tippett
5-13 ARK (39/1)	Braswell	Brewer	Petry	Messina	Casas	Wimmer	LeCroy	Tippett	Stone
5-14 ARK (39/2)	Braswell	Brewer	Petry	Messina	Casas	Wimmer	LeCroy	Tippett	Stone
5-16 CHAR (40/1)	Brewer	Wimmer	Messina	Petry	Casas	LeCroy	Braswell	Tippett	McGillis
5-18 TENN									
5-19 TENN									
5-20 TENN									

SOUTH CAROLINA PITCHERS BY THE NUMBERS

#36 Cade Austin - R-So. RHP

2022 SEASON
Date Opponent GS IP H R ER BB SO W-L SV
2-18-22 UNCG 1.2 5 6 6 3 1 0-0 0

2023 SEASON
Date Opponent GS IP H R ER BB SO W-L S
2-19-23 UMass Lowell 1.1 0 0 0 0 2 0-0 0

#29 Matthew Becker - So. LHP

2022 SEASON
Date Opponent GS IP H R ER BB SO W-L SV
2-19-22 UNCG 1.0 2 1 1 2 2 0-0 0

2023 SEASON
Date Opponent GS IP H R ER BB SO W-L SV
2-22-23 Queens 2.0 0 0 0 1 2 0-0 0

3-21-23 Charlotte 1.0 1 0 0 0 2 1-0 1
3-24-23 Missouri 1.0 2 2 2 1 0 1-0 1

#16 Dylan Eskew - Jr. RHP

2023 SEASON
Date Opponent GS IP H R ER BB SO W-L SV
2-19-23 UMass Lowell 1.0 1 1 1 1 0 0-0 0

#33 Noah Hall - Sr. RHP

2022 SEASON
Date Opponent GS IP H R ER BB SO W-L SV
2-18-22 UNCG 2.0 1 0 0 1 3 0-0 0

2023 SEASON
Date Opponent GS IP H R ER BB SO W-L S
2-18-23 UMass Lowell \* 5.1 2 1 1 1 4 1-0 0

#34 James Hicks - R-Jr. RHP

2022 SEASON
Date Opponent GS IP H R ER BB SO W-L SV
2-19-22 UNCG \* 4.1 9 4 4 0 5 0-1 0

2023 SEASON
Date Opponent GS IP H R ER BB SO W-L S
2-17-23 UMass Lowell 2.0 0 0 0 0 2 1-0 0

#18 Eli Jerzembeck - Fr. RHP

2023 SEASON
Date Opponent GS IP H R ER BB SO W-L SV
2-21-23 Winthrop \* 4.0 4 1 1 0 4 0-0 0





2023 SEASON

Table with 12 columns: Date, Opponent, GS, IP, H, R, ER, BB, SO, W-L, S. Rows include UMass Lowell, Penn, Clemson, Bethune-Cook, Georgia, Missouri, LSU, Vanderbilt, Florida, Auburn, Kentucky.

#25 Sam Simpson - R-Fr. RHP

2023 SEASON

Table with 12 columns: Date, Opponent, GS, IP, H, R, ER, BB, SO, W-L, S. Rows include USC Upstate, The Citadel, UNF, Charlotte.

#40 Wesley Sweatt - R-Sr. LHP

2019 SEASON

Table with 12 columns: Date, Opponent, GS, IP, H, R, ER, BB, SO, W-L, S. Rows include Utah Valley, App State, Clemson, Valpo, Georgia, Tennessee, N.C. A&T, Auburn, N.C. State, Alabama, Charlotte, Florida, Charleston So., Missouri, Furman, Kentucky, USC Upstate, Miss. State, LSU.

2021 SEASON

Table with 12 columns: Date, Opponent, GS, IP, H, R, ER, BB, SO, W-L, S. Rows include The Citadel, Texas, Davidson, The Citadel, Georgia, Missouri, Charleston So., Arkansas, Miss. State, Clemson.

2022 SEASON

Table with 12 columns: Date, Opponent, GS, IP, H, R, ER, BB, SO, W-L, S. Rows include UNCG, UNCG, G. Washington, Clemson, Clemson, Xavier, Texas.

2023 SEASON

Table with 12 columns: Date, Opponent, GS, IP, H, R, ER, BB, SO, W-L, S. Rows include UMass Lowell, N.C. A&T, USC Upstate, LSU, USC Upstate, Vanderbilt, Kentucky, UNF, Charlotte.

#30 Brett Thomas - Sr. RHP

2020 SEASON

Table with 12 columns: Date, Opponent, GS, IP, H, R, ER, BB, SO, W-L, S. Row includes USC Upstate.

Table with 12 columns: Date, Opponent, GS, IP, H, R, ER, BB, SO, W-L, S. Rows include Northwestern, Clemson, Cornell, Cornell.

2021 SEASON

Table with 12 columns: Date, Opponent, GS, IP, H, R, ER, BB, SO, W-L, S. Rows include Winthrop, Texas, Davidson, Missouri.

2022 SEASON

Table with 12 columns: Date, Opponent, GS, IP, H, R, ER, BB, SO, W-L, S. Rows include The Citadel, Presbyterian, Missouri, Georgia, North Florida, Auburn, Alabama, Texas A&M, Kentucky, Florida.

2023 SEASON

Table with 12 columns: Date, Opponent, GS, IP, H, R, ER, BB, SO, W-L, S. Rows include UMass Lowell, USC Upstate, UNF, Charlotte.

#37 Chris Veach - R-So. RHP

2023 SEASON

Table with 12 columns: Date, Opponent, GS, IP, H, R, ER, BB, SO, W-L, S. Rows include UMass Lowell, Penn, Penn, Clemson, Bethune-Cook, Georgia, Missouri, Missouri, Miss. State, Miss. State, LSU, Vanderbilt, Florida, Florida, Auburn, Arkansas, Charlotte.

#28 Austin Williamson - Fr. RHP

2023 SEASON

Table with 12 columns: Date, Opponent, GS, IP, H, R, ER, BB, SO, W-L, S. Rows include UMass Lowell, Queens, USC Upstate, Bethune-Cook, Presbyterian, Missouri, Missouri, Miss. State, USC Upstate, Auburn, Winthrop, Kentucky, UNF, Arkansas, Charlotte.

#44 Trey Wheeler - Fr. LHP

2023 SEASON

Table with 12 columns: Date, Opponent, GS, IP, H, R, ER, BB, SO, W-L, S. Rows include UMass Lowell, N.C. A&T, Miss. State.

#41 Zach Zedalis - Jr. RHP

2023 SEASON

Table with 12 columns: Date, Opponent, GS, IP, H, R, ER, BB, SO, W-L, S. Rows include Winthrop, The Citadel.

Record: 37-15 Home: 25-5 Away: 10-10 Neutral: 2-0 SEC: 15-11

Player	avg	gp-gs	ab	r	h	2b	3b	hr	rbi	tb	slg%	bb	hp	so	gdp	ob%	sf	sh	sb-att	po	a	e	fld%		
20 Ethan Petry	.378	52-50	188	47	71	9	0	21	68	143	.761	23	12	53	5	.461	7	0	2-3	84	3	3	.967		
19 Cole Messina	.317	52-52	199	54	63	17	1	16	61	130	.653	34	9	42	4	.433	3	0	5-5	398	30	5	.988		
5 Talmadge LeCroy	.298	44-41	141	30	42	7	1	4	33	63	.447	24	14	36	2	.442	2	2	0-0	25	53	9	.897		
3 Braylen Wimmer	.291	45-45	172	53	50	8	1	11	38	93	.541	26	8	43	1	.406	1	2	13-14	48	112	9	.947		
10 Dylan Brewer	.265	45-36	132	43	35	6	0	8	21	65	.492	33	6	47	3	.430	1	2	10-11	59	1	1	.984		
52 Gavin Casas	.264	50-50	178	51	47	8	0	19	48	112	.629	37	13	52	5	.422	2	0	0-0	308	16	5	.985		
15 Carson Hornung	.261	41-37	111	24	29	5	0	4	27	46	.414	41	6	38	0	.475	2	0	1-1	3	0	0	1.000		
11 Caleb Denny	.229	43-37	144	27	33	9	1	4	33	56	.389	21	6	54	2	.349	1	2	9-10	53	3	2	.966		
-----																									
37 Chris Veach	.500	5-0	4	2	2	0	0	0	0	2	.500	0	0	1	0	.500	0	0	0-0	6	1	1	.875		
31 David Cromer	.500	7-0	4	0	2	0	0	0	2	2	.500	0	0	1	1	.500	0	0	0-0	1	0	0	1.000		
6 Will McGillis	.286	26-24	77	23	22	3	1	10	22	57	.740	16	10	14	0	.466	0	0	2-2	21	47	3	.958		
7 Michael Braswell	.265	40-26	113	17	30	7	2	1	16	44	.389	22	1	28	5	.387	1	0	0-1	30	73	4	.963		
26 Jonathan French	.229	30-17	70	12	16	4	0	2	10	26	.371	16	2	32	1	.386	0	1	0-0	177	11	0	1.000		
9 Evan Stone	.211	46-30	95	28	20	3	0	3	16	32	.337	17	11	42	0	.384	2	2	4-5	72	1	0	1.000		
13 Will Tippett	.182	36-23	77	15	14	1	0	3	9	24	.312	15	0	34	1	.315	0	6	4-5	45	35	1	.988		
50 Kevin Madden	.100	11-0	10	1	1	0	0	1	3	4	.400	1	0	2	0	.182	0	0	0-0	1	3	1	.800		
Totals	.278	52	1715	427	477	87	7	107	407	899	.524	326	98	519	30	.417	22	17	50-57	1347	442	52	.972		
Opponents	.242	52	1723	231	417	88	5	48	206	659	.382	164	40	510	24	.321	8	15	39-49	1300	373	49	.972		

LOB - Team (452), Opp (372). DPs turned - Team (30), Opp (38). CI - Team (0), Opp (1). IBB - Team (3), Messina 1, Casas 1, French 1, Opp (6). Picked off - Brewer 1, Petry 1.

**(All games Sorted by Earned run avg)**

Player	era	w-l	app	gs	cg	sho	sv	ip	h	r	er	bb	so	2b	3b	hr	b/avg	wp	hp	bks	sfa	sha	
23 Jack Mahoney	3.94	5-2	13	13	0	0/0	0	64.0	67	34	28	22	63	13	0	8	.267	5	5	0	1	4	
32 Will Sanders	5.75	4-3	11	11	0	0/0	0	56.1	54	40	36	24	66	15	1	10	.252	5	9	0	3	2	
-----																							
41 Zach Zedalis	0.00	1-0	2	0	0	0/0	0	2.0	0	0	0	0	3	0	0	0	.000	1	1	0	0	0	
30 Brett Thomas	2.45	0-0	4	0	0	0/0	0	3.2	3	1	1	4	5	1	0	0	.231	2	0	0	0	0	
25 Sam Simpson	2.45	0-0	4	1	0	0/0	0	3.2	2	1	1	1	5	1	0	0	.167	0	1	0	0	1	
18 Eli Jerzembeck	2.84	0-1	16	3	0	0/1	0	31.2	29	11	10	6	36	6	0	2	.234	4	1	0	0	2	
40 Wesley Sweatt	3.00	0-0	9	0	0	0/0	0	9.0	10	3	3	2	10	4	0	1	.278	1	0	0	1	0	
45 Nick Proctor	3.10	4-0	19	0	0	0/2	1	20.1	17	7	7	5	26	5	0	2	.230	0	0	0	0	1	
28 Austin Williamson	3.18	1-0	15	0	0	0/2	0	17.0	13	7	6	7	21	2	0	2	.203	1	2	0	0	0	
33 Noah Hall	3.29	5-1	7	7	1	0/1	0	41.0	38	15	15	9	43	9	0	3	.241	2	3	0	0	0	
4 Jackson Phipps	3.38	0-0	7	0	0	0/0	0	5.1	4	5	2	7	8	0	0	0	.190	2	1	0	1	0	
14 Eli Jones	3.40	4-3	18	4	0	0/2	0	42.1	37	21	16	12	52	6	1	2	.228	2	3	0	1	1	
37 Chris Veach	3.74	2-1	17	0	0	0/0	5	21.2	15	10	9	12	28	3	0	2	.190	4	1	0	0	0	
34 James Hicks	3.88	6-1	21	3	0	0/1	2	48.2	46	24	21	12	40	10	1	5	.249	1	3	0	1	3	
29 Matthew Becker	4.70	4-2	15	9	0	0/4	1	44.0	38	25	23	21	61	6	1	7	.225	3	7	2	0	0	
36 Cade Austin	4.94	1-0	22	1	0	0/2	1	27.1	27	15	15	8	35	4	1	3	.252	1	0	0	0	1	
44 Trey Wheeler	7.71	0-0	3	0	0	0/0	0	2.1	4	3	2	2	2	1	0	1	.364	0	1	0	0	0	
16 Dylan Eskew	8.22	0-1	5	0	0	0/1	0	7.2	10	7	7	7	6	1	0	0	.313	2	2	0	0	0	
47 Connor McCreery	18.00	0-0	2	0	0	0/0	0	1.0	3	2	2	3	0	1	0	0	.600	1	0	0	0	0	
Totals	4.07	37-15	52	52	1	4/4	10	449.0	417	231	203	164	510	88	5	48	.242	37	40	2	8	15	
Opponents	8.04	15-37	52	52	1	0/0	3	433.1	477	427	387	326	519	87	7	107	.278	46	98	4	22	17	

PB - Team (6), Messina 5, French 1, Opp (9). Pickoffs - Team (9), Mahoney 2, Hicks 2, French 1, Becker 1, Jones 1, Hall 1, Proctor 1, Opp (2). SBA/ATT - Messina (24-29), French (15-17), Hicks (5-8), Hall (7-8), Sanders (5-7), Becker (3-5), Jones (4-4), Mahoney (2-3), Austin (1-2), Proctor (2-2), Thomas (2-2), Simpson (2-2), Jerzembeck (2-2), McCreery (2-2), Williamson (1-1), Sweatt (1-1).

Record: 15-11 Home: 8-3 Away: 7-8 SEC: 15-11

Player	avg	gp-gs	ab	r	h	2b	3b	hr	rbi	tb	slg%	bb	hp	so	gdp	ob%	sf	sh	sb-att	po	a	e	fld%	
20 Ethan Petry	.354	26-26	96	21	34	3	0	13	41	76	.792	12	8	32	4	.454	3	0	1-1	43	1	1	.978	
10 Dylan Brewer	.273	23-22	77	22	21	4	0	3	7	34	.442	18	4	30	1	.434	0	2	3-4	35	0	1	.972	
7 Michael Braswell	.268	22-20	82	11	22	7	1	1	14	34	.415	12	1	22	3	.368	0	0	0-0	21	46	2	.971	
19 Cole Messina	.267	26-26	101	19	27	9	0	6	25	54	.535	15	3	23	4	.375	1	0	3-3	190	14	2	.990	
52 Gavin Casas	.244	24-24	86	24	21	3	0	7	14	45	.523	17	8	27	4	.414	0	0	0-0	152	11	3	.982	
3 Braylen Wimmer	.241	21-21	83	17	20	5	0	5	18	40	.482	12	2	21	0	.351	0	1	1-2	27	54	3	.964	
-----																								
6 Will McGillis	.583	5-4	12	7	7	2	0	3	9	18	1.500	4	1	0	0	.706	0	0	1-1	6	10	0	1.000	
5 Talmadge LeCroy	.226	19-17	62	12	14	3	0	1	7	20	.323	11	4	19	0	.377	0	0	0-0	7	24	7	.816	
15 Carson Hornung	.224	19-17	58	9	13	0	0	2	9	19	.328	16	0	24	0	.387	1	0	1-1	0	0	0	.000	
9 Evan Stone	.216	21-17	51	11	11	1	0	2	8	18	.353	7	6	23	0	.369	1	2	3-4	37	1	0	1.000	
11 Caleb Denny	.211	19-14	57	6	12	3	0	0	7	15	.263	6	1	26	0	.297	0	2	1-1	21	1	1	.957	
13 Will Tippett	.191	20-16	47	12	9	1	0	2	6	16	.340	9	0	19	1	.321	0	5	2-2	32	27	1	.983	
26 Jonathan French	.179	13-10	39	4	7	1	0	0	3	8	.205	6	0	19	1	.289	0	0	0-0	81	8	0	1.000	
Totals	.256	26	851	175	218	42	1	45	168	397	.467	145	38	285	18	.386	6	12	16-19	663	223	27	.970	
Opponents	.273	26	865	149	236	48	4	39	134	409	.473	92	24	230	17	.356	7	10	18-24	667	184	21	.976	

LOB - Team (211), Opp (186). DPs turned - Team (20), Opp (23). CI - Team (0), Opp (1). IBB - Team (3), Messina 1, Casas 1, French 1, Opp (4). Picked off - Petry 1, Brewer 1.

**(SEC games only Sorted by Earned run avg)**

Player	era	w-l	app	gs	cg	sho	sv	ip	h	r	er	bb	so	2b	3b	hr	b/avg	wp	hp	bk	sfa	sha		
23 Jack Mahoney	4.40	3-2	9	9	0	0/0	0	43.0	46	27	21	18	37	10	0	8	.272	4	4	0	1	2		
29 Matthew Becker	5.86	2-2	7	5	0	0/0	0	27.2	26	20	18	12	38	5	1	6	.239	0	5	2	0	0		
34 James Hicks	6.18	3-1	13	0	0	0/0	1	27.2	37	21	19	7	20	9	1	5	.333	0	2	0	1	3		
32 Will Sanders	6.88	2-2	7	7	0	0/0	0	35.1	33	29	27	19	40	8	1	7	.252	4	7	0	3	2		
-----																								
18 Eli Jerzembeck	0.00	0-0	5	0	0	0/0	0	5.2	4	0	0	2	7	1	0	0	.200	0	1	0	0	1		
4 Jackson Phipps	0.00	0-0	1	0	0	0/0	0	0.2	2	3	0	1	1	0	0	0	.400	0	0	0	1	0		
28 Austin Williamson	1.50	1-0	6	0	0	0/0	0	6.0	5	1	1	4	5	0	0	1	.227	1	1	0	0	0		
37 Chris Veach	1.69	2-0	11	0	0	0/0	3	16.0	10	4	3	8	21	1	0	2	.175	2	1	0	0	0		
40 Wesley Sweatt	3.00	0-0	3	0	0	0/0	0	3.0	3	1	1	0	3	1	0	1	.250	0	0	0	0	0		
33 Noah Hall	4.32	2-1	3	3	1	0/0	0	16.2	21	8	8	2	17	6	0	3	.300	0	0	0	0	0		
14 Eli Jones	5.24	0-3	11	2	0	0/0	0	22.1	24	17	13	10	26	2	1	2	.273	1	2	0	1	1		
45 Nick Proctor	5.79	0-0	4	0	0	0/0	1	4.2	5	3	3	0	3	2	0	1	.313	0	0	0	0	1		
36 Cade Austin	8.71	0-0	8	0	0	0/0	1	10.1	13	10	10	7	11	1	0	2	.302	1	0	0	0	0		
47 Connor McCreery	18.00	0-0	1	0	0	0/0	0	1.0	3	2	2	1	0	1	0	0	.600	0	0	0	0	0		
44 Trey Wheeler	18.00	0-0	1	0	0	0/0	0	1.0	4	3	2	1	1	1	0	1	.571	0	1	0	0	0		
Totals	5.17	15-11	26	26	1	0/0	6	221.0	236	149	127	92	230	48	4	39	.273	13	24	2	7	10		
Opponents	6.56	11-15	26	26	1	0/0	1	222.1	218	175	162	145	285	42	1	45	.256	15	38	0	6	12		

PB - Team (3), Messina 2, French 1, Opp (5). Pickoffs - Team (3), French 1, Hicks 1, Jones 1, Opp (2). SBA/ATT - French (9-11), Messina (9-11), Hicks (4-7), Sanders (4-5), Becker (3-3), Mahoney (1-2), McCreery (2-2), Jones (2-2), Hall (0-1), Williamson (1-1), Jerzembeck (1-1).

**INNINGS SUMMARY**

	1	2	3	4	5	6	7	8	9	X	Total
USC	41	57	47	52	51	61	55	41	21	1	427
OPP.	20	24	34	17	41	30	31	23	11	0	231

**RECORD WHEN TEAM SCORES**

Runs	0	1	2	3	4	5	6	7	8	9	10+
W-L	0-0	1-2	0-3	1-3	0-1	5-3	3-0	4-2	4-0	1-1	18-0

**RECORD WHEN OPP. SCORES**

Runs	0	1	2	3	4	5	6	7	8	9	10+
W-L	4-0	9-0	4-0	6-0	5-1	5-2	1-2	1-1	1-4	1-2	0-3

**RECORD WHEN LEADING AFTER**

Inn.	1	2	3	4	5	6	7	8
W-L	14-4	24-4	27-3	29-3	28-1	27-1	27-1	29-0

**RECORD WHEN TRAILING AFTER**

Inn.	1	2	3	4	5	6	7	8
W-L	2-4	4-6	3-9	2-11	1-14	5-14	3-12	2-13

**CAROLINA WHEN...**

Situation	Record
Total	37-15
Conference	15-11
Non-Conf	22-4
Home	25-5
Away	10-10
Neutral	2-0
Day	21-8
Night	16-7
vs Left	10-7
vs Right	27-8
1-Run games	6-1
2-Run games	4-2
5+Run games	24-4
Extra inns	1-0
Shutouts	4-0
Scoring 0-2 runs	1-5
Scoring 3-5 runs	6-7
Scoring 6-9 runs	12-3
Scoring 10+ runs	18-0
Opponent 0-2 runs	17-0
Opponent 3-5 runs	16-3
Opponent 6-9 runs	4-9
Opponent 10+ runs	0-3
Scored in 1st inning	16-6
Scores first	27-7
Opp. scores first	10-8
After 6 leading	27-1
After 6 trailing	5-14
After 6 tied	5-0
After 7 leading	27-1
After 7 trailing	3-12
After 7 tied	2-1
After 8 leading	29-0
After 8 trailing	2-13
After 8 tied	1-1
Hit 0 home runs	2-5
Hit 1 home run	8-7
Hit 2+ home runs	27-3
Opponent 0 home runs	22-2
Opponent 1 home run	10-7
Opponent 2+ HRs	5-6
Made 0 errors	17-5
Made 1 error	11-3
Made 2+ errors	9-7
Opp. made 0 errors	12-11
Opp. made 1 error	14-2
Opp. made 2+ errors	11-2
Out-hit opponent	25-0
Out-hit by opponent	6-14
Hits are tied	6-1

**RECORD BY DEFENSIVE LINE-UP**

**STARTING LINEUP BY POSITION (Team record when starter)**

**PITCHER:**

23 Jack Mahoney	13	(9-4)
32 Will Sanders	11	(8-3)
29 Matthew Becker	9	(6-3)
33 Noah Hall	7	(6-1)
14 Eli Jones	4	(3-1)
34 James Hicks	3	(2-1)
18 Eli Jerzembeck	3	(2-1)
25 Sam Simpson	1	(1-0)
36 Cade Austin	1	(0-1)

**CATCHER:**

19 Cole Messina	34	(25-9)
26 Jonathan French	17	(11-6)
5 Talmadge LeCroy	1	(1-0)

**FIRST BASE:**

52 Gavin Casas	43	(30-13)
19 Cole Messina	8	(7-1)
20 Ethan Petry	1	(0-1)

**SECOND BASE:**

6 Will McGillis	23	(21-2)
13 Will Tippett	18	(10-8)
7 Michael Braswell	10	(6-4)
5 Talmadge LeCroy	1	(0-1)

**THIRD BASE:**

5 Talmadge LeCroy	39	(31-8)
19 Cole Messina	7	(2-5)
7 Michael Braswell	5	(3-2)
20 Ethan Petry	1	(1-0)

**SHORTSTOP:**

3 Braylen Wimmer	41	(34-7)
7 Michael Braswell	11	(3-8)

**LEFT FIELD:**

11 Caleb Denny	34	(28-6)
10 Dylan Brewer	14	(7-7)
15 Carson Hornung	3	(2-1)
6 Will McGillis	1	(0-1)

**CENTER FIELD:**

9 Evan Stone	30	(21-9)
10 Dylan Brewer	17	(12-5)
13 Will Tippett	5	(4-1)

**RIGHT FIELD:**

20 Ethan Petry	44	(31-13)
10 Dylan Brewer	5	(4-1)
11 Caleb Denny	3	(2-1)

**DESIGNATED HITTER:**

15 Carson Hornung	34	(25-9)
52 Gavin Casas	7	(5-2)
3 Braylen Wimmer	4	(1-3)
20 Ethan Petry	4	(3-1)
19 Cole Messina	3	(3-0)

**RECORD BY BATTING ORDER**

**STARTING LINEUP BY LINEUP SPOT (Team record when starter)**

**LEADOFF:**

3 Braylen Wimmer	12	(9-3)
10 Dylan Brewer	12	(6-6)
15 Carson Hornung	10	(9-1)
6 Will McGillis	7	(5-2)
11 Caleb Denny	6	(6-0)
7 Michael Braswell	4	(1-3)
5 Talmadge LeCroy	1	(1-0)

**2ND SPOT:**

3 Braylen Wimmer	30	(25-5)
52 Gavin Casas	11	(7-4)
10 Dylan Brewer	7	(3-4)
7 Michael Braswell	4	(2-2)

**3RD SPOT:**

20 Ethan Petry	28	(16-12)
11 Caleb Denny	12	(11-1)
52 Gavin Casas	11	(10-1)
19 Cole Messina	1	(0-1)

**CLEANUP:**

19 Cole Messina	51	(37-14)
20 Ethan Petry	1	(0-1)

**5TH SPOT:**

52 Gavin Casas	18	(10-8)
20 Ethan Petry	14	(13-1)
5 Talmadge LeCroy	10	(10-0)
7 Michael Braswell	5	(2-3)
10 Dylan Brewer	3	(2-1)
11 Caleb Denny	1	(0-1)
3 Braylen Wimmer	1	(0-1)

**6TH SPOT:**

5 Talmadge LeCroy	21	(15-6)
52 Gavin Casas	10	(8-2)
15 Carson Hornung	6	(5-1)
11 Caleb Denny	6	(3-3)
7 Michael Braswell	3	(2-1)
26 Jonathan French	2	(2-0)
20 Ethan Petry	2	(1-1)
3 Braylen Wimmer	2	(1-1)

**7TH SPOT:**

15 Carson Hornung	12	(8-4)
6 Will McGillis	9	(9-0)
5 Talmadge LeCroy	9	(6-3)
26 Jonathan French	7	(4-5)
7 Michael Braswell	5	(2-3)
11 Caleb Denny	5	(4-1)
20 Ethan Petry	2	(2-0)
9 Evan Stone	1	(1-0)
13 Will Tippett	1	(1-0)
10 Dylan Brewer	1	(0-1)

**8TH SPOT:**

15 Carson Hornung	9	(5-4)
26 Jonathan French	8	(5-3)
6 Will McGillis	7	(7-0)
9 Evan Stone	7	(5-2)
11 Caleb Denny	6	(5-1)
7 Michael Braswell	5	(3-2)
10 Dylan Brewer	4	(3-1)
13 Will Tippett	3	(1-2)
20 Ethan Petry	3	(3-0)

**9TH SPOT:**

9 Evan Stone	22	(15-7)
13 Will Tippett	19	(12-7)
10 Dylan Brewer	9	(9-0)
6 Will McGillis	1	(0-1)
11 Caleb Denny	1	(1-0)

**STARTERS SUMMARY**

Player	GS	P	C	Position									Batting Order													
				1B	2B	3B	SS	LF	CF	RF	OF	DH	1st	2nd	3rd	4th	5th	6th	7th	8th	9th					
19 Cole Messina	52	.	34	8	.	7	.	.	.	.	.	.	.	3	.	.	.	1	51	.	.	.	.	.	.	.
52 Gavin Casas	50	.	.	43	.	.	.	.	.	.	.	.	.	7	.	.	.	11	11	.	18	10	.	.	.	.
20 Ethan Petry	50	.	.	1	.	1	.	.	.	.	.	.	44	4	.	.	.	.	28	1	14	2	2	3	.	.
3 Braylen Wimmer	45	.	.	.	.	.	41	.	.	.	.	.	.	4	.	.	.	12	30	.	1	2	.	.	.	.
5 Talmadge LeCroy	41	.	1	.	1	39	.	.	.	.	.	.	.	.	.	.	1	.	.	10	21	9	.	.	.	.
15 Carson Hornung	37	.	.	.	.	.	.	3	.	.	.	.	.	34	.	.	10	.	.	.	6	12	9	.	.	.
11 Caleb Denny	37	.	.	.	.	.	.	34	.	3	.	.	.	.	.	6	.	12	.	1	6	5	6	1	.	.
10 Dylan Brewer	36	.	.	.	.	.	.	14	17	5	.	.	.	.	12	7	.	.	3	.	1	4	9	.	.	.
9 Evan Stone	30	.	.	.	.	.	.	.	30	.	.	.	.	.	.	.	.	.	.	.	.	1	7	22	.	.
7 Michael Braswell	26	.	.	.	10	5	11	.	.	.	.	.	.	.	4	4	.	.	5	3	5	5	.	.	.	.
6 Will McGillis	24	.	.	.	23	.	.	1	.	.	.	.	.	.	7	.	.	.	.	.	9	7	1	.	.	.
13 Will Tippett	23	.	.	.	18	.	.	.	5	.	.	.	.	.	.	.	.	.	.	.	1	3	19	.	.	.
26 Jonathan French	17	.	17	.	.	.	.	.	.	.	.	.	.	.	.	.	.	.	.	2	7	8	.	.	.	.
23 Jack Mahoney	13	13	.	.	.	.	.	.	.	.	.	.	.	.	.	.	.	.	.	.	.	.	.	.	.	.
32 Will Sanders	11	11	.	.	.	.	.	.	.	.	.	.	.	.	.	.	.	.	.	.	.	.	.	.	.	.
29 Matthew Becker	9	9	.	.	.	.	.	.	.	.	.	.	.	.	.	.	.	.	.	.	.	.	.	.	.	.
33 Noah Hall	7	7	.	.	.	.	.	.	.	.	.	.	.	.	.	.	.	.	.	.	.	.	.	.	.	.
14 Eli Jones	4	4	.	.	.	.	.	.	.	.	.	.	.	.	.	.	.	.	.	.	.	.	.	.	.	.
34 James Hicks	3	3	.	.	.	.	.	.	.	.	.	.	.	.	.	.	.	.	.	.	.	.	.	.	.	.
18 Eli Jerzembeck	3	3	.	.	.	.	.	.	.	.	.	.	.	.	.	.	.	.	.	.	.	.	.	.	.	.
25 Sam Simpson	1	1	.	.	.	.	.	.	.	.	.	.	.	.	.	.	.	.	.	.	.	.	.	.	.	.
36 Cade Austin	1	1	.	.	.	.	.	.	.	.	.	.	.	.	.	.	.	.	.	.	.	.	.	.	.	.

## GAMECOCK STREAKS

<b>Multiple Hit Games</b>	<b>2</b>	<b>3</b>	<b>4</b>	<b>5+</b>	<b>Total</b>
20 Ethan Petry	14	6	1	-	21
19 Cole Messina	14	3	1	-	18
3 Braylen Wimmer	10	3	-	1	14
5 Talmadge LeCroy	10	2	-	-	12
52 Gavin Casas	7	4	1	-	12
6 Will McGillis	8	-	-	-	8
11 Caleb Denny	6	1	1	-	8
15 Carson Hornung	5	2	-	-	7
9 Evan Stone	6	-	-	-	6
7 Michael Braswell	5	1	-	-	6
10 Dylan Brewer	3	2	1	-	6
26 Jonathan French	2	-	-	-	2
TEAM	90	24	5	1	120

<b>Multiple RBI Games</b>	<b>2</b>	<b>3</b>	<b>4</b>	<b>5+</b>	<b>Total</b>
20 Ethan Petry	5	8	2	2	17
19 Cole Messina	8	4	4	-	16
52 Gavin Casas	6	6	1	1	14
5 Talmadge LeCroy	8	2	-	-	10
3 Braylen Wimmer	4	5	-	1	10
11 Caleb Denny	4	3	1	1	9
15 Carson Hornung	4	2	-	1	7
10 Dylan Brewer	5	-	-	1	6
6 Will McGillis	3	1	2	-	6
7 Michael Braswell	4	1	-	-	5
9 Evan Stone	2	2	-	-	4
13 Will Tippett	-	1	-	-	1
26 Jonathan French	1	-	-	-	1
TEAM	54	35	10	7	106

<b>Hitting Streaks</b>	<b>Longest</b>	<b>Current</b>
19 Cole Messina	12	5
7 Michael Braswell	9	1
20 Ethan Petry	9	1
3 Braylen Wimmer	8	-
5 Talmadge LeCroy	6	1
11 Caleb Denny	6	-
15 Carson Hornung	6	-
6 Will McGillis	6	-
10 Dylan Brewer	6	2
52 Gavin Casas	5	5
26 Jonathan French	4	1
9 Evan Stone	3	-
13 Will Tippett	3	3
50 Kevin Madden	1	-
31 David Cromer	1	1
37 Chris Veach	1	1

<b>Reached Base Streaks</b>	<b>Longest</b>	<b>Current</b>
10 Dylan Brewer	23	2
52 Gavin Casas	19	10
15 Carson Hornung	15	-
5 Talmadge LeCroy	14	1
6 Will McGillis	13	-
7 Michael Braswell	13	1
19 Cole Messina	12	5
11 Caleb Denny	12	-
20 Ethan Petry	12	1
26 Jonathan French	10	7
9 Evan Stone	10	-
3 Braylen Wimmer	9	1
13 Will Tippett	5	3
31 David Cromer	1	1
50 Kevin Madden	1	-
37 Chris Veach	1	1



SEASON/CAREER STATS

South Carolina Baseball  
Individual Season/Career Summary for South Carolina (as of May 17, 2023)  
(All games Sorted by Batting avg)

Record: 37-15 Home: 25-5 Away: 10-10 Neutral: 2-0 SEC: 15-11

Player	SEASON											CAREER																	
	Avg	G-GS	AB	R	H	2B	3B	HR	RBI	BB	Hbp	SO	Sb	Att	Avg	G-GS	AB	R	H	2B	3B	HR	RBI	BB	Hbp	SO	Sb	Att	
20 Ethan Petry	.378	52-50	188	47	71	9	0	21	68	23	12	53	2-3		.378	52-50	188	47	71	9	0	21	68	23	12	53	2-3		
19 Cole Messina	.317	52-52	199	54	63	17	1	16	61	34	9	42	5-5		.293	69-57	229	56	67	17	1	16	62	38	10	50	5-6		
5 Talmadge LeCroy	.298	44-41	141	30	42	7	1	4	33	24	14	36	0-0		.280	83-68	236	43	66	12	1	4	44	43	16	60	1-2		
3 Braylen Wimmer	.291	45-45	172	53	50	8	1	11	38	26	8	43	13-14		.287	170-164	641	131	184	36	2	29	109	54	16	169	34-40		
10 Dylan Brewer	.265	45-36	132	43	35	6	0	8	21	33	6	47	10-11		.262	59-37	149	43	39	7	0	8	22	34	6	55	10-11		
52 Gavin Casas	.264	50-50	178	51	47	8	0	19	48	37	13	52	0-0		.264	50-50	178	51	47	8	0	19	48	37	13	52	0-0		
15 Carson Hornung	.261	41-37	111	24	29	5	0	4	27	41	6	38	1-1		.238	82-69	202	35	48	7	0	6	38	60	6	61	1-1		
11 Caleb Denny	.229	43-37	144	27	33	9	1	4	33	21	6	54	9-10		.229	43-37	144	27	33	9	1	4	33	21	6	54	9-10		
37 Chris Veach	.500	5-0	4	2	2	0	0	0	0	0	0	1	0-0		.500	5-0	4	2	2	0	0	0	0	0	0	1	0-0		
31 David Cromer	.500	7-0	4	0	2	0	0	0	2	0	0	1	0-0		.400	9-0	5	0	2	0	0	0	2	1	0	2	0-0		
6 Will McGillis	.286	26-24	77	23	22	3	1	10	22	16	10	14	2-2		.286	26-24	77	23	22	3	1	10	22	16	10	14	2-2		
7 Michael Braswell	.265	40-26	113	17	30	7	2	1	16	22	1	28	0-1		.277	94-80	314	46	87	16	4	3	43	49	1	82	3-6		
26 Jonathan French	.229	30-17	70	12	16	4	0	2	10	16	2	32	0-0		.229	30-17	70	12	16	4	0	2	10	16	2	32	0-0		
9 Evan Stone	.211	46-30	95	28	20	3	0	3	16	17	11	42	4-5		.198	92-58	182	44	36	5	0	3	20	27	18	72	6-8		
13 Will Tippett	.182	36-23	77	15	14	1	0	3	9	15	0	34	4-5		.182	36-23	77	15	14	1	0	3	9	15	0	34	4-5		
50 Kevin Madden	.100	11-0	10	1	1	0	0	1	3	1	0	2	0-0		.237	64-53	211	34	50	5	1	7	29	15	8	23	5-8		
Totals	.278	52-52	1715	427	477	87	7	107	407	326	98	519	50-57																
Opponents	.242	52-52	1723	231	417	88	5	48	206	164	40	510	39-49																

(All games Sorted by Earned run avg)

Player	SEASON											CAREER													
	ERA	W-L	App	GS	CG	Sho	IP	H	R	ER	BB	SO	ERA	W-L	App	GS	CG	Sho	Sv	IP	H	R	ER	BB	SO
23 Jack Mahoney	3.94	5-2	13	13	0	0	64.0	67	34	28	22	63	3.14	8-2	27	18	0	0	0	97.1	94	41	34	30	102
32 Will Sanders	5.75	4-3	11	11	0	0	56.1	54	40	36	24	66	4.12	17-9	48	36	0	0	1	199.0	187	103	91	66	211
41 Zach Zedalis	0.00	1-0	2	0	0	0	2.0	0	0	0	0	3	0.00	1-0	2	0	0	0	0	2.0	0	0	0	0	3
25 Sam Simpson	2.45	0-0	4	1	0	0	3.2	2	1	1	1	5	2.45	0-0	4	1	0	0	0	3.2	2	1	1	1	5
30 Brett Thomas	2.45	0-0	4	0	0	0	3.2	3	1	1	4	5	5.08	1-1	22	6	0	0	0	33.2	33	20	19	23	42
18 Eli Jerzembeck	2.84	0-1	16	3	0	0	31.2	29	11	10	6	36	2.84	0-1	16	3	0	0	0	31.2	29	11	10	6	36
40 Wesley Sweatt	3.00	0-0	9	0	0	0	9.0	10	3	3	2	10	4.91	3-3	49	5	0	0	2	73.1	84	46	40	18	57
45 Nick Proctor	3.10	4-0	19	0	0	0	20.1	17	7	7	5	26	3.10	4-0	19	0	0	0	1	20.1	17	7	7	5	26
28 Austin Williamson	3.18	1-0	15	0	0	0	17.0	13	7	6	7	21	3.18	1-0	15	0	0	0	0	17.0	13	7	6	7	21
33 Noah Hall	3.29	5-1	7	7	1	0	41.0	38	15	15	9	43	3.98	8-6	22	19	1	0	0	117.2	113	56	52	40	121
4 Jackson Phipps	3.38	0-0	7	0	0	0	5.1	4	5	2	7	8	7.27	0-0	19	0	0	0	0	17.1	19	17	14	11	24
14 Eli Jones	3.40	4-3	18	4	0	0	42.1	37	21	16	12	52	3.93	5-4	24	10	0	0	0	55.0	54	29	24	15	62
37 Chris Veach	3.74	2-1	17	0	0	0	21.2	15	10	9	12	28	3.74	2-1	17	0	0	0	5	21.2	15	10	9	12	28
34 James Hicks	3.88	6-1	21	3	0	0	48.2	46	24	21	12	40	4.04	6-2	23	5	0	0	2	55.2	56	28	25	13	47
29 Matthew Becker	4.70	4-2	15	9	0	0	14.0	38	25	23	21	61	4.97	6-6	36	14	0	0	5	92.1	82	55	51	53	129
36 Cade Austin	4.94	1-0	22	1	0	0	27.1	27	15	15	8	35	3.76	6-2	49	3	0	0	3	81.1	79	40	34	27	90
44 Trey Wheeler	7.71	0-0	3	0	0	0	2.1	4	3	2	2	2	7.71	0-0	3	0	0	0	0	2.1	4	3	2	2	2
16 Dylan Eskew	8.22	0-1	5	0	0	0	7.2	10	7	7	7	6	8.22	0-1	5	0	0	0	0	7.2	10	7	7	7	6
47 Connor McCreery	18.00	0-0	2	0	0	0	1.0	3	2	2	3	0	18.00	0-0	2	0	0	0	0	1.0	3	2	2	2	3
Totals	4.07	37-15	52	52	1	4	10	449.0	417	231	203	164	510												
Opponents	8.04	15-37	52	52	1	0	3	433.1	477	427	387	326	519												



# #17 MARK KINGSTON

## HEAD COACH

### 6TH SEASON AT SOUTH CAROLINA - 14TH SEASON AS HEAD COACH NORTH CAROLINA (1995)

Mark Kingston was named the head baseball coach at the University of South Carolina on June 30, 2017. He became the 30th head coach in the history of Gamecock Baseball.

Kingston's first team at Carolina (2018) advanced to the Super Regionals in Arkansas after going 3-0 in the Greenville Regional at East Carolina. The Gamecocks won each of their last five SEC series in 2018, as Carolina swept LSU and won series against Vanderbilt, Ole Miss, Missouri and Texas A&M on its way to a third place finish in the SEC East (17-13) and fifth-place overall conference finish. Carolina handed Arkansas its only postseason loss until the College World Series championship series, defeating the Razorbacks 8-5 in game two of the super regional. The Carolina team finished seventh in the country in fielding percentage (.980) and 12th in home runs (79). Kingston coached 10 players that were picked in the 2018 MLB First-Year Player Draft and had 12 players selected to the Spring SEC Academic Honor Roll.

The 2019 team saw five players picked in the MLB First-Year Player Draft, including TJ Hopkins in the ninth round. The Gamecocks earned a Palmetto Point, winning 2-of-3 games against Clemson in early March. Success against the ACC continued with wins over N.C. State and North Carolina in Charlotte. South Carolina earned a trip to Hoover on the final day of the regular season, defeating College World Series participant Mississippi State in Starkville. Kingston coached Brett Kerry, who was named to the SEC All-Freshman team and was named a Freshman All-American by three different organizations.

The 2020 season was cut short after 16 games due to the coronavirus, but Kingston's squad was 12-4 that included a pair of weekend sweeps and a win over Clemson in Segra Park, had a pitching staff that had a 2.81 ERA and 184 strikeouts in 144 innings pitched and had Wes Clarke, who led the SEC with eight home runs. Kingston coached Carmen Mlodzinski, who was selected by the Pittsburgh Pirates with the 31st pick in the 2020 MLB First-Year Player Draft. Carolina also had a team grade-point-average of 3.399, the highest in program history, in the spring and had 17 student-athletes on the SEC Spring Honor Roll.

In 2021, the Gamecocks hosted the NCAA Columbia Regional, winning 34 games, including a 16-14 record in SEC play. That included a sweep of Florida and series wins at Georgia and LSU. Kingston guided the Gamecocks to a series win against Clemson, winning back-to-back games on walk-off hits from Andrew Eyster. The Carolina pitching staff had a 3.80 ERA, fourth in the SEC, and struck out 624 batters in 507 innings pitched. The Gamecocks had eight players picked in the 2021 MLB Draft, which tied for third for the most players picked from a Division I school. Carolina also earned the Team Academic Award from the ACBA and had 23 players on either the SEC Honor Roll or the SEC First-Year Academic Honor Roll.

Series wins over No. 1 Texas, No. 4 Vanderbilt and national champion Ole Miss highlighted the 2022 season. The Gamecocks had five players picked in the First-Year Player Draft and had a pair of SEC honors as Brandt Belk was a Second Team selection and Michael Braswell an All-Freshman team honoree. Cade Austin was named a Freshman All-American on the mound and Will Sanders earned seven wins on the bump. The Gamecocks had 18 student-athletes make the SEC Spring Honor Roll.

Kingston came to Carolina following a three-year stint as the head coach at USF. He compiled a 100-78-1 record while in Tampa, helping the Bulls to a pair of NCAA Regional appearances. Kingston owns a career mark of 448-304-1 in 13 seasons as a head coach, including five at Illinois State, with four NCAA appearances in that nine-year span.

Kingston has helped lead 13 teams to NCAA Tournament berths as an assistant and head coach -- with five of those teams appearing in the NCAA Super Regionals, two participating in the College World Series and one winning a national championship. As a player at the University of North Carolina, Kingston was part of the 1989 Tar Heels squad that won an Atlantic Coast Conference regular-season title and advanced to the College World Series. He also helped UNC win the ACC Tournament and advance to the NCAA Regionals in 1990. As an assistant coach, Kingston helped the Miami Hurricanes capture the 2001 College World Series as the No. 1 overall seed. His 21-year collegiate coaching career also includes stops at Tulane, where he helped guide the Green Wave to the 2005 College World Series, and Purdue.

Kingston guided USF to a 42-19 mark in 2017, the first time since 1996 that the team had reached the 40-win mark. Under Kingston's leadership, the Bulls earned their second trip to the NCAA Tournament in three years. USF won 19-straight games from Feb. 19 - March 22, the second-longest streak in program history. During that streak, USF defeated then No. 3 Florida State in Tallahassee, its first victory against FSU since 1989. On May 9, the Bulls defeated then-No. 5 Florida in Gainesville. It marked the first time in program history that the Bulls beat both FSU and Florida on the road in the same season. The victories were just USF's second and third wins over top-five teams in program history. Kingston reached the 100-win mark at the helm of the program in the Gainesville Regional opener with a 9-1 win over Bethune-Cookman, making him the second-fastest coach in program history to reach 100 victories.

Kingston's Bulls dominated on the mound in 2017, posting a 3.24 team ERA and allowing 7.64 hits per nine innings, both in the top-10 nationally. The pitchers led the country with 10.1 strikeouts per nine innings and set a program record with 620 strikeouts. Offensively, shortstop Kevin Merrell set an American Athletic Conference record with a .384 average, the third-straight year he led the Bulls in hitting. Merrell was named an All-American by four separate publications and was named to the AAC First Team for a second-straight year. He was one of five Bulls named to All-American Athletic Conference teams, the most since 2009. Merrell was drafted by the Oakland Athletics with the 33rd overall pick in the MLB Amateur Draft, becoming the third-highest drafted player in program history. Overall, four USF players were selected in the draft, as Phoenix Sanders went in the 10th round to the Tampa Bay Rays, Joe Cavallaro was taken in the 24th round by the New York Mets and Ryan Valdes was selected in the 33rd round by the Pittsburgh Pirates.

In 2016, the Bulls recorded 517 strikeouts, logging back-to-back seasons of over 500 strikeouts for the first time in school history. Merrell posted a team-high .320 batting average and a first-team all-conference selection in the AAC. Pitcher Brandon Lawson also notched over 100 strikeouts on his way to a second-team all-conference honor. The Bulls won two series against ranked teams (No. 25 Michigan State, at No. 22 East Carolina), and had three players drafted - pitcher Tommy Eveld (ninth round, Arizona), pitcher Brandon Lawson (13th round, Tampa Bay), and outfielder Luke Maglich (34th round, Philadelphia).

Kingston made an immediate impact at USF in 2015, leading the Bulls to an NCAA Regional for the first time since 2002. Kingston and his staff increased the Bulls' 2014 win total by seven and earned the team's first NCAA Tournament win in 13 years. Coach Kingston's guidance helped produce four players who were drafted by Major League Baseball clubs, including pitcher Jimmy Herget (sixth round, Cincinnati), pitcher Tommy Peterson (12th round, Washington), infielder Kyle Teaf (30th round, Tampa Bay), and pitcher Casey Mulholland (37th round, Dodgers). Merrell was recognized as a Louisville Slugger Freshman All-American, and catcher Levi Borders was named to the Johnny Bench Watch list and was a unanimous selection on The American's First Team. Herget was also named to The American's First Team, and Peterson earned second-team honors. Merrell, first baseman Buddy Putnum, and Teaf were also named to the NCAA Gainesville Regional All-Tournament team.

**2 NCAA Championships, 3 SEC Championships, 7 SEC East Titles, 31 NCAA Appearances**

Kingston came to USF with a long track record as a top-level recruiter and a producer of offensively explosive teams. He spent 2010-2014 as the head coach at Illinois State University, where he led the Redbirds to two MVC regular season championships and one conference tournament title while twice breaking the program's season wins record. He won more than 30 games in each of his five seasons at ISU, a program-record string that included a season-record 39 wins in 2013. He reached the MVC Tournament championship game three times and compiled an overall record of 173-102 (.629 winning percentage). Kingston was twice named a "Rising College Coach" by Kendall Rogers of Perfect Game USA during a five-year tenure at Illinois State (2010-2014) in which he earned MVC Coach of the Year honors in 2010 and 2013 and helped 18 Redbirds earn First-Team all-MVC honors. Two of his players were named MVC Player or Pitcher of the Year and eight were selected in the Major League Baseball First-Year Player Draft.

Kingston led ISU to rapid success, as the Redbirds ranked second in conference wins (64) from 2010-14 while posting two first-place finishes and no worse than a fourth-place conclusion in the MVC. His overall winning percentage of .629 and average of 35 wins per season were a strong improvement over previous seasons. ISU's average RPI rating of 69.50 from 2010-13 ranked fifth among all northern Division I programs and Kingston's recruiting classes contained 15 players ranked in the Top-20 in the state of Illinois by Prep Baseball Report, more than any other university.

He took over the ISU program after serving one season as the team's associate head coach and promptly posted the most successful first-year head coaching stint in program history. Kingston led the 2010 Redbirds to their first-ever share of the MVC regular-season title, their first MVC Tournament title since 1994 and their first NCAA Tournament victory since 1976. ISU's 32-24 record was the most wins for the Redbirds since 1999.

In 2011, Kingston guided the team to a then-record season win total (36-18), including a marquee victory at Miami (Fla.), and placed seven players on the All-MVC team. The following year (2012) ISU went 33-19 and posted a 10-game win-streak, the program's longest since 1984. Closer Kenny Long was selected by the Houston Astros in the 22nd round of the MLB First-Year Player Draft, marking three-consecutive seasons in which a Redbird was selected in the MLB draft.

In 2013, Kingston guided ISU to a program-best 39 wins (39-19), posted a school-record 12-game winning streak, won the MVC outright for the first time in school history and set a Valley-record with eight first-team All-MVC selections. Offensively, ISU paced the MVC in batting average, on-base percentage, slugging percentage and home runs and the pitching staff fired a program-record 13 complete games, including 10 shutouts.

Prior to his stint at ISU, Kingston was part of 500 wins (500-279-2) in 13 seasons as an assistant coach and was widely respected as one of the top assistants in the nation. He spent the previous seven years at Tulane University, serving as recruiting coordinator throughout his tenure and as associate head coach the final five seasons with the responsibility of overseeing recruiting, coaching hitters and developing catchers and infielders.

At Tulane, Kingston's recruiting and coaching efforts helped the Green Wave to six postseason appearances, two NCAA Super Regionals and a berth in the 2005 College World Series. The 2005 Green Wave team was seeded as the top team overall while also receiving the top academic honor in Omaha. Tulane averaged nearly 42 wins per season with Kingston on staff. Kingston recruited or coached seven players who became All-Americans at Tulane, including James Jurries (2002) and Michael Aubrey (2003). The Green Wave slugger became the first hitters in 18 years to hit .400 for the season and both earned Conference USA Player of the Year recognition. Aubrey was selected by the Cleveland Indians 11th overall in 2003, the highest Tulane player ever taken in the draft.

Prior to Tulane, Kingston spent two years at Miami (Fla.), where he helped the Hurricanes capture the 2001 College World Series as the No. 1 overall seed. While at Miami, the Hurricanes finished with top-five school single-season marks in batting average, runs scored and slugging percentage, and led the nation with 228 stolen bases in 2001. In the run to the 2001 national title, the 'Canes had an NCAA-best 17-0 run to end the season and set a College World Series record with 12.3 runs per game while hitting .373 as a team in Omaha.

Kingston spent one year as an assistant at Illinois State, helping the 1999 Redbirds set then-school records for wins in a season (35), runs scored, RBI, doubles, hits and walks, while finishing second in school history in home runs, total bases and batting average. Kingston began his coaching career with two seasons at Purdue, helping the Boilermakers post three of the top-seven batting averages in school history and place five position players on the All-Big Ten team after not posting any the year before his arrival.

A 1995 graduate of North Carolina with a degree in communications, Kingston was part of the 1989 Tar Heels squad that won an Atlantic Coast Conference regular-season title and advanced to the College World Series. He also helped the team win the ACC Tournament and advance to NCAA Regionals in 1990 as a sophomore. Kingston received the Trippe Bourne "Most Dedicated Player" Award for his outstanding work ethic and leadership during his junior campaign, and was named a team captain his senior season.

Drafted by the Milwaukee Brewers out of North Carolina in 1992, the Northern Virginia native played professionally for five seasons with Milwaukee and the Chicago Cubs organizations.

Kingston attended Potomac High School (Virginia), where he developed into a Collegiate Baseball Top-50 Prospect and was drafted by the New York Yankees after leading his team to the 1988 state championship. In 2006, Kingston was inducted into the Potomac Hall of Fame.

In 2019, Kingston was named as an assistant coach to the USA Baseball Collegiate National Team, which played in tournaments in Taiwan and Japan.

Kingston and his wife, the former Letitia Kelly, have three children, Kailyn Grace, Cameron James and Kathryn Patricia. He also wrote and produced two instructional videos for Championship Productions, "Keys to Consistent Hitting" and "Catching Drills and Fundamentals." He also was the only assistant coach chosen to write a chapter in "The Baseball Drill Book" produced by the American Baseball Coaches Association.

## THE KINGSTON FILE

### 448-304-1 Overall Coaching Record

Birthdate: ..... May 16, 1970  
 Birthplace: ..... Buffalo, N.Y.  
 High School: ..... Potomac (Dumfries, Va.)  
 College: ..... North Carolina (1995)

## COACHING EXPERIENCE

### (27 YEARS)

Present..... University of South Carolina  
 Head Coach  
 2015-17..... University of South Florida  
 Head Coach  
 2010-14..... Illinois State University  
 Head Coach  
 2009..... Illinois State University  
 Assistant Coach  
 2002-08..... Tulane University  
 Assistant Coach  
 2000-01..... University of Miami  
 Assistant Coach  
 1999..... Illinois State University  
 Assistant Coach  
 1997-98..... Purdue University  
 Assistant Coach

## COACHING ACHIEVEMENTS

- One National Championship (Miami, 2001)
- Two College World Series Appearances (2001, 2005)
- Five Super Regional Appearances (2000, '01, '04, '05, '18)
- 12 NCAA Tournament Appearances
- 2010 MVC Tournament Champions
- 2013 MVC Regular Season Champions

## ATHLETIC EXPERIENCE

- University of North Carolina (1989-92)
- Helped the Tar Heels to the 1989 College World Series and the 1990 ACC Tournament title
- Drafted by Milwaukee in the 1992 MLB Draft
- Spent five season in pro baseball with Milwaukee and the Chicago Cubs
- Drafted by the New York Yankees out of high school



# South Carolina Spring 2023 Numerical Roster

**ACTIVE ROSTER**

No.	Name	Pos.	B-T	Ht.	Wt.	Cl.-Exp.	Hometown	Previous School
2	Roman Kimball	RHP	R-R	5-11	170	So.-TR	New Hartford, N.Y.	Notre Dame
3	Braylen Wimmer	INF	R-R	6-4	200	Sr.-2L*	Yukon, Okla.	Yukon HS
4	Jackson Phipps	LHP	L-L	6-4	225	So.-RS	Dallas, Ga.	East Paulding HS
5	Talmadge LeCroy	C/INF	R/R	6-2	190	So.-1L	Belton, S.C.	Belton-Honea Path HS
6	Will McGillis	INF	R-R	6-3	200	Gr.-TR*	San Diego, Calif.	Southern Miss
7	Michael Braswell	INF	R-R	6-2	195	So.-1L	Mabelton, Ga.	Campbell HS
9	Evan Stone	OF	R-R	6-0	185	So.-1L	Irmo, S.C.	Dutch Fork HS
10	Dylan Brewer	OF	L-L	6-2	180	Sr.-TR*	Latta, S.C.	Clemson
11	Caleb Denny	OF	L-R	6-2	195	Jr.-TR*	Owasso, Okla.	Oral Roberts
12	Jacob Compton	1B/OF	L-L	6-1	225	Jr.-TR	Olive Branch, Miss.	Memphis
13	Will Tippett	INF	B-R	6-1	170	Fr.-HS	Stone Mountain, Ga.	St. Pius X HS
14	Eli Jones	RHP	R-R	6-1	195	So.-1L	Peachtree City, Ga.	Starr's Mill HS
15	Carson Hornung	INF	L-R	6-3	215	So.-1L	Overland Park, Kan.	Blue Valley Southwest HS
16	Dyaln Eskew	RHP	R-R	6-3	190	So.-JC	Tampa, Fla.	Chipola J.C.
18	Eli Jerzembeck	RHP	R-R	6-2	180	Fr.-HS	Charlotte, N.C.	Providence HS
19	Cole Messina	C	R-R	6-0	220	So.-1L	Summerville, S.C.	Summerville HS
20	Ethan Petry	INF/RHP	R-R	6-4	230	Fr.-HS	Land O' Lakes, Fla.	Cypress Creek HS
22	Ricky Williams	RHP	R-R	6-2	200	Jr.-TR	Lexington, S.C.	Clemson
23	Jack Mahoney	RHP	R-R	6-3	205	Jr.-2L	Arlington Hts., Ill.	St. Viator HS
25	Sam Simpson	RHP	R-R	6-1	175	Fr.-RS	Carrollton, Ga.	Carrollton HS
26	Jonathan French	C	R-R	5-11	235	Sr.-TR*	Lilburn, Ga.	Clemson
28	Austin Williamson	RHP	R-R	6-4	220	Fr.-HS	Sherrills Ford, N.C.	P27 Academy
29	Matthew Becker	LHP	R-L	6-3	200	So.-1L	Chapin, S.C.	Chapin HS
30	Brett Thomas	RHP	R-R	6-5	240	Sr.-2L	Atlanta, Ga.	Riverwood HS
31	David Cromer	OF	R-R	6-2	225	So.-1L	Lexington, S.C.	Lexington HS
32	Will Sanders	RHP	L-R	6-6	215	Jr.-2L	Atlanta, Ga.	Woodward Academy
33	Noah Hall	RHP	R-R	6-0	190	Sr.-1L*	Charlotte, N.C.	Appalachian State
34	James Hicks	RHP	R-R	6-2	190	Jr.-RS*	Conway, Ark.	Crowder College
35	Connor Fuhrman	OF	R-R	6-0	200	Fr.-HS	Daleville, Va.	Lord Botetourt HS
36	Cade Austin	RHP	R-R	6-3	230	So.-1L	Chapin, S.C.	Chapin HS
37	Chris Veach	RHP/INF	R-R	6-0	200	Jr.-TR	Chapin, S.C.	Presbyterian
38	Zander Buchan	C	B-R	5-11	190	Fr.-HS	Columbia, S.C.	A.C. Flora HS
40	Wesley Sweatt	RHP	R-R	6-3	220	5th-3L*	Rock Hill, S.C.	Northwestern HS
41	Zach Zedalis	RHP	R-R	5-11	185	Jr.-JC	Charlotte, N.C.	Gaston College
44	Trey Wheeler	LHP	L-L	6-0	180	Fr.-HS	Indianapolis, Fla.	Melbourne, Fla.
45	Nick Proctor	RHP	R-R	5-10	185	Gr.-TR*	Pleasanton, Calif.	California
47	Connor McCreery	RHP	R-R	6-6	205	Fr.-HS	Williston Park, N.Y.	P27 Academy
52	Gavin Casas	1B	L-R	6-4	230	Jr.-TR	Pembroke Pines, Fla.	Vanderbilt

## Coaching Staff

**HEAD COACH**  
**ASSOCIATE HEAD COACH**  
**ASSISTANT COACH/PITCHING**  
**ASSISTANT COACH**  
**STUDENT ASSISTANT COACH**  
**DIRECTOR OF PLAYER DEVELOPMENT**  
**DIRECTOR OF OPERATIONS**  
**DIRECTOR OF SPORT PERFORMANCE**  
**ATHLETIC TRAINER**  
**COORDINATOR - OPERATIONS AND EQUIPMENT**

**GRADUATE ASSISTANT ATHLETIC TRAINER**  
**BULLPEN CATCHERS**  
**STUDENT MANAGERS**  
  
**STUDENT ATHLETIC TRAINERS**

17 Mark Kingston (6th season as head coach) (North Carolina, 1995)  
 43 Monte Lee (1st/7th season) (College of Charleston, 2000)  
 35 Justin Parker (2nd season) (Wright State, 2012)  
 8 Scott Wingo (2nd season) (South Carolina, 2015)  
 27 Alek Boychuk  
 Mike Current  
 Ryan West  
 Billy Anderson  
 Cory Barton  
 Jamie Karl  
  
 Alex Trimble  
 Meredith McFadden, Patrick Murphy, Aidan Osborne, Mickey Paragano  
 Sydney Herz, Matthew Hull, Vincent Kulmacz, Zach Manning, Bryson Mitchell,  
 Brendan Ramsey, Noah Wise  
 Austin Coates, Michaela Lawlor, Ryan Quinn

## Pronunciations

Alek Boychuk	boy-CHUCK
Michael Braswell	BRAZ-well
Zander Buchan	BEW-can
Gavin Casas	kah-suhz
Carson Fuhrman	FUR-men
Carson Hornung	HOR-nung
Eli Jerzembeck	jur-zem-BECK
Talmadge LeCroy	LEE-croy
Ethan Petry	peh-TREE
Zach Zedalis	Ze-DAL-us





**#2 ROMAN  
KIMBALL**



**#3 BRAYLEN  
WIMMER**



**#4 JACKSON  
PHIPPS**



**#5 TALMADGE  
LEGROY**



**#6 WILL  
MCGILLIS**



**#7 MICHAEL  
BRASWELL**



**#9 EVAN  
STONE**



**#10 DYLAN  
BREWER**



**#11 CALEB  
DENNY**



**#12 JACOB  
COMPTON**



**#13 WILL  
TIPPETT**



**#14 ELI  
JONES**



**#15 CARSON  
HORNUNG**



**#16 DYLAN  
ESKEW**



**#18 ELI  
JERZEMBECK**



**#19 COLE  
MESSINA**



**#20 ETHAN  
PETRY**



**#22 RICKY  
WILLIAMS**



**#23 JACK  
MAHONEY**



**#25 SAM  
SIMPSON**



**#26 JONATHAN  
FRENCH**



**#28 AUSTIN  
WILLIAMSON**



**#29 MATTHEW  
BECKER**



**#30 BRETT  
THOMAS**



**#31 DAVID  
CROMER**



**#32 WILL  
SANDERS**



**#33 NOAH  
HALL**



**#34 JAMES  
HICKS**



**#35 CONNOR  
FUHRMAN**



**#36 CADE  
AUSTIN**



**#37 CHRIS  
VEACH**



**#38 ZANDER  
BUCHAN**



**#40 WESLEY  
SWEATT**



**#41 ZACH  
ZEDALIS**



**#44 TREY  
WHEELER**



**#45 NICK  
PROCTOR**



**#47 CONNOR  
MCCREERY**



**#52 GAVIN  
CASAS**



**MARK KINGSTON  
HEAD COACH**



**MONTE LEE  
ASSOCIATE HEAD  
COACH**



**JUSTIN PARKER  
ASSISTANT COACH**



**SCOTT WINGO  
ASSISTANT COACH**



**MIKE CURRENT  
DIR. OF PLAYER  
DEVELOPMENT**