



QUICK FACTS

Location Columbia, S.C.
Founded 1801
Enrollment 34,731
Colors Garnet & Black
Nickname Gamecocks
President Michael Amiridis
Athletics Director Ray Tanner
Head Coach Curtis Frye
Assistant Coaches
 Andrew Alden, Mike Sergent, Kevin Brown
 Karim Abdel Wahab, Vanitta Kinard
2022-23 Men's/Women's Results
 SEC Indoor 11th / 11th
 NCAA Indoor T-36th / T-43rd
 SEC Outdoor 12th / 13th
 NCAA Outdoor T-44th / --
Media Contact David Fox
Phone (803) 777-1994
Email df25@sc.edu
Asst. AD/Communications Steve Fink
Website www.GamecocksOnline.com
Twitter @GamecockTrack

Returning All-Americans (Indoor)
WOMEN:
 Silan Ayyildiz, Aaliyah Francis, Jayla Jamison,
 Ashton Lindley, Jahnile Registre
MEN:
 Anass Essayi
Returning All-Americans (Outdoor)
WOMEN:
 Ashton Lindley, Jahnile Registre
MEN:
 Anass Essayi




Curtis Frye
Head Coach
27th Season




Andrew Alden
XC/Distance
10th Season



Mike Sergent
Throws
26th Season



Kevin Brown
Sprints/Relays/
Pole Vault
22nd Season



Karim Abdel Wahab
Sprints/Hurdles
4th Season



Vanitta Kinard
Jumps
1st Season

2022-23 SCHEDULE

Date	Meet	Location	Venue
December			
2	Clemson Opener	Clemson, S.C.	Clemson University Indoor Complex
January			
14	GAMECOCK OPENER	COLUMBIA, S.C.	CAROLINA INDOOR FACILITY
20-21	CAROLINA CHALLENGE	COLUMBIA, S.C.	CAROLINA INDOOR FACILITY
27-28	Dr. Sander Invitational	New York, N.Y.	New Balance Track & Field Center at the Armory
February			
3-4	SOUTH CAROLINA INVITATIONAL	COLUMBIA, S.C.	CAROLINA INDOOR FACILITY
10-11	Tiger Paw Invite	Clemson, S.C.	Clemson University Indoor Complex
10-11	David Hemery Valentine Invitational	Boston, Mass	Boston Track & Tennis Center
17	USC INDOOR OPEN	COLUMBIA, S.C.	CAROLINA INDOOR FACILITY
24-25	SEC Indoor Championships	Fayetteville, Ark.	Randal Tyson Track Center
March			
10-11	NCAA Indoor Championships	Albuquerque, N.M.	Albuquerque Convention Center
17-18	Island Relays Bahamas	Nassau, Bahamas	
24-25	WEEMS BASKIN	COLUMBIA, S.C.	SHEILA & MORRIS CREGGER TRACK
31-April 1	Florida Relays	Gainesville, Fla.	Percy Beard Track
April			
8	GAMECOCK INVITATIONAL	COLUMBIA, S.C.	SHEILA & MORRIS CREGGER TRACK
14-15	Tom Jones Memorial	Gainesville, Fla.	Percy Beard Track
22	USC OPEN	COLUMBIA, S.C.	SHEILA & MORRIS CREGGER TRACK
27-29	125th Penn Relays	Philadelphia, Pa.	Franklin Field
May			
11-13	SEC Outdoor Championships	Baton Rouge, La.	Bernie Moore Track Stadium
24-27	NCAA East Regionals	Jacksonville, Fla.	Hodges Stadium
June			
7-10	NCAA Outdoor Championships	Austin, Texas	Mike A. Myers Stadium

Home meets in BOLD CAPS
 Dates subject to change



2022-23 MEN'S ROSTER

NAME	EVENTS	YEAR (I/O)	HOMETOWN	HIGH SCHOOL/LAST COLLEGE
Rogério Amaral	Distance	So./Fr.	Coimbra, Portugal	
DJ Black	Jumps	Fr./Fr.	Inman, S.C.	Chapman HS
Blair Brooks	Jumps	So./So.	Cedar Rapids, Iowa	Marion HS / Northern Iowa
Elisha Brooks	Multi	Jr./Jr.	Phoenix, Ariz.	Brophy College Prep
Jalen Clark	Jumps	So./Fr.	Simpsonville, S.C.	Southside Christian HS
Hayden Cobbe	Mid-Distance	Jr./Jr.	Brisbane, Australia	St. Peters Lutheran College
Jackson Dawson	Distance	Fr./Fr.	Fort Mill, S.C.	Fort Mill HS
Filip Demsar	Hurdles	Jr./Jr.	Slovenia	
Brandon Dennis	Throws	Fr./Fr.	Amityville, N.Y.	Amityville Memorial HS
Ridge Dowe	Throws	Fr./Fr.	Bluffton, S.C.	May River HS
Anass Essayi	Distance	So./So.	Morocco	
Emory Floyd, Jr.	Sprints	Fr./Fr.	Marietta, Ga.	Hillgrove HS
Kobe Franklin	Jumps	Sr./Sr.	Woodbridge, Va.	Covenant Classical
Desmond Gaillard	Jumps	So./Jr.	Beaufort, S.C.	Beaufort HS
Alexander Galbraith	Distance	So./Jr.	Cincinnati, Ohio	Indian Hill HS
Anthony Greenhow, Jr.	Sprints	So./So.	Powhatan, Va.	Powhatan HS
Aidan Hatton	Distance	So./So.	Charleston, S.C.	Hanahan HS
Prescott Jefferson	Sprints	So./So.	Columbia, S.C.	Ben Lippen School
Jackson Junkins	Sprints	Sr./Sr.	Pawleys Island, S.C.	Waccamaw HS / North Greenville University
Gatlin Lawson	Sprints	Jr./Jr.	Lugoff, S.C.	Lugoff Elgin HS
Carson Lenser	Pole Vault	So./So.	Vilonia, Ark.	Vilonia HS
CJ Licata	Throws	Sr./So.	Gladstone, N.J.	Gill St. Bernard's HS / Princeton
George Luke	Distance	So./So.	Clinton, Conn.	Xavier HS
Jacob Mangione	Mid-Distance	So./So.	Lexington, S.C.	River Bluff HS
Jackson Marseille	Jumps	So./Jr.	Fort Lauderdale, Fla.	Cardinal Gibbons HS
Ethan Mathis	Distance	Fr./Fr.	Chapel Hill, N.C.	Chapel Hill HS
Dillon McCarthy	Pole Vault	So./Jr.	Mt. Pleasant, S.C.	Wando HS
Jack Mensch	Mid-Distance	Jr./Jr.	Irmo, S.C.	Dutch Fork HS
Evan Miller	Sprints	Sr./Sr.	Zephyrhills, Fla.	Zephyrhills Christian Academy
Kyle Reers	Distance	So./Jr.	Frenchtown, N.J.	Delaware Valley Reg HS
EJ Richardson	Sprints	Jr./Jr.	Hampton, Va.	Bethel HS
Jordan Sessom	Sprints	Sr./Jr.	Stone Mountain, Ga.	Stephenson HS
William Spencer, Jr.	Hurdles	Jr./Jr.	Henrico, Va.	Highland Sprints HS
Tyler Stargel	Multi	Fr./Fr.	Dayton, Ohio	Wayne HS
Dylan Targgart	Throws	So./So.	Coldwater, Mich.	Coldwater HS
Jonathan Togami	Pole Vault	So./Jr.	Mt. Pleasant, S.C.	Wando HS
Jayson Ward	Mid-Distance	Fr./Fr.	Midlothian, Va.	L.C. Bird HS
Hugh Willcox	Mid-Distance	Fr./Fr.	Columbia, S.C.	Heathwood Hall
Henry Wood	Distance	So./So.	Charleston, S.C.	Phillip Simmons HS
William Wright	Mid-Distance	Fr./Fr.	Anderson, S.C.	Wren HS

2022-23 WOMEN'S ROSTER



NAME	EVENTS	YEAR (I/O)	HOMETOWN	HIGH SCHOOL/LAST COLLEGE
Kathleen Abrams	Distance	So./Jr.	Matthews, N.C.	Weddington HS
Markia Anderson	Jumps	Fr./Fr.	Spartanburg, S.C.	Dorman HS
Silan Ayyildiz	Mid-Distance	So./So.	Istanbul, Turkey	Ataturk Gagas Yasam Anatolian
Savannah Bowers	Distance	Jr./Jr.	Virginia Beach, Va.	Ocean Lakes HS Math & Science Academy
Anna Boyd	Distance	Fr./Fr.	Attleboro, Mass.	Bishop Feehan HS
Sylvia Chelangat	Sprints	Fr./Fr.	Kenya	
Alex Costantino	Distance	So./So.	North Andover, Mass.	Brooks School
Elizabeth Davison	Distance	Jr./Jr.	Houston, Texas	The Woodlands HS
Hope Dominique	Distance	Fr./So.	Wake Forest, N.C.	Wake Forest HS
Brooke Donoghue	Distance	So./So.	Phoenixville, Pa.	Spring-Ford Senior HS
Camille Ellison	Sprints	Fr./Fr.	Walterboro, S.C.	Cane Bay HS
Aalliyah Francis	Sprints	So./So.	Westmoreland, Jamaica	Frome Technical High / Auburn
Angel Frank	Sprints	Jr./Jr.	Charleston, S.C.	Summerville HS
Tierra Frasier	Sprints	So./So.	Rock Hill, S.C.	Rock Hill HS
Gabriella Gait-Smith	Distance	Fr./Fr.	Johannesburg, South Africa	Dainfern College
Kieley Gayle	Distance	So./So.	Union City, Ga.	Westlake HS
Rachel Glenn	Jumps	Jr./Jr.	Long Beach, Calif.	Wilson Long Beach HS
Makayla Grant	Sprints	Fr./Fr.	Irmo, S.C.	Irmo HS
Katerina Hendrix	Distance	So./Jr.	Spartanburg, S.C.	Dorman HS
Jayla Jamison	Sprints	So./So.	West Columbia, S.C.	Airport HS
Alysia Johnson	Sprints	So./Jr.	Durham, N.C.	Hillside HS
Mia Joseph	Pole Vault	So./So.	North Augusta, S.C.	Augusta Prep
Molly Joseph	Distance	So./So.	Augusta, Ga.	Sewanee HS
Gabby Karas	Distance	Fr./So.	Louisville, Ky.	Martha Layne Collins HS / Virginia
Elena Kelety	Sprints	Fr./Fr.	Frankfurt, Germany	Friedrich Dessauer Gymnasium
Meg Lebo	Distance	Jr./So.	Carlisle, Pa.	Carlisle HS
Ashton Lindley	Hurdles/Sprints	Fr./So.	Smyrna, Ga.	Campbell HS
Maria Lombardi	Mid-Distance	Fr./Fr.	Newark, Del.	
Maddy Mack	Distance	Fr./Fr.	Fort Mill, S.C.	Catawba Ridge HS
Devyn McMichael	Sprints	So./So.	Suwanee, Ga.	North Gwinnett HS
Sarah Nalimo	Distance	Fr./Fr.	Kenya	
Sarah Neville	Distance	So./So.	Hilton Head Island, S.C.	Hilton Head Island HS
Gabby Parsons	Distance	Fr./Fr.	McDonough, Ga.	Union Grove HS
Jenna Pellizzari	Distance	So./Jr.	Wilmington, N.C.	John T. Hoggerd HS
Emily Pierontoni	Distance	So./So.	Woolwich Township, N.J.	Kingsway HS
Isabella Pisani	Distance	Jr./Jr.	Hinsdale, Ill.	Hinsdale Central HS
Kaitlyn Porter	Distance	Fr./Fr.	Newburgh, Ind.	Castle HS
Kayla Racine	Throws	Jr./Jr.	Blythewood, S.C.	Westwood HS / Tennessee
Liv Ragonese	Throws	Fr./Fr.	Ellicott City, Md.	Centennial HS
Jahnile Registre	Sprints	So./So.	Orlando, Fla.	Maynard Evans HS
Claudia Satzke	Distance	So./So.	Red Bank, N.J.	Red Bank Catholic HS
Cailyn Scharneck	Throws	Fr./Fr.	Ward Hill, Mass.	Central Catholic HS
Shaienne Sipsey	Sprints	Jr./Jr.	Bonaire, Ga.	Veterans HS
Emily Smith	Distance	So./Jr.	Limerick, Pa.	Sprint-Ford Senior HS
Svenja Sommer	Distance	Fr./Fr.	Frankfurt, Germany	Alber-Schweitzer-Schule
Emma Stone	Pole Vault	So./Fr.	Waxhaw, N.C.	Marvin Ridge HS
Anastasia Sumpter	Sprints	So./Jr.	Camden, S.C.	Camden HS
Rachel Valentine	Pole Vault	So./Fr.	Marietta, Ga.	Walton HS
Danielle Varrasso	Sprints	Fr./Fr.	Granville, Ohio	Granville HS
Lily Weeks	Distance	So./So.	Mansfield, Ohio	Lexington HS
Maddie White	Distance	Fr./Fr.	Greer, S.C.	Greer HS
Ally Wilson	Distance	So./So.	Central, S.C.	D.W. Daniel HS
Hayden Withers	Distance	Fr./Fr.	Cincinnati, Ohio	Indian Hill HS
KD Young	Throws	Sr./Sr.	Decatur, Ill.	Warrensburg-Latham HS
Grace Zamrowski	Distance	So./So.	Garnet Valley, Pa.	Padua Academy
Ella Zeigler	Distance	Fr./Fr.	Olney, Md.	James Hubert Blake HS
Mahalet Zeruesenay	Distance	Fr./So.	Carmel, Ind.	Carmel HS

INTERNATIONAL ATHLETES



AUSTRALIA

Tony Callander - Jumps
Hayden Cobbe - Distances



BAHAMAS

Nejmi Burnside - Sprints
Leeza Glinton - Sprints
Kellie Rolle - Sprints
Tonique Williams-Darling - Sprints



BARBADOS

Kierre Beckles - Hurdles/Sprints
Rivaldo Leacock - Sprints



BELGIUM

Syrah Ghijssels - Middle Distances



BOTSWANA

Otukile Lekote - Middle Distances
Obakeng Ngwigwa - Sprints
Boikutsa Ramomene - Distances



CANADA

Michelle Fournier - Throws
Bailey Lewis - Sprints/Hurdles
Sue McGhie - Distances
Rajiv Nayer - Distances
Dave Peddie - Middle Distances
Chris Robinson - Sprints
Brad Snder - Throws
John Stoikos - Throws



CROATIA

Tamara Budija - Middle Distances



ENGLAND

Danielle Barnes - Distances
Michael Murphy - Middle Distances
Tanya Povey - Distances



ESTONIA

Markus Leemet - Multis



FINLAND

Jussi Heikkila - Sprints/Hurdles
Jussi Kanervo - Hurdles



FRANCE

Alexandre Asselin - Multis
Mathilde Coquillaud-Salomon - Sprints, Hurdles
Yann Randrianasolo - Horizontal Jumps
Rougui Sow - Horizontal Jumps



GERMANY

Wayne Dawkins - Jumps
Elena Keley - Multis
Marvin Reitze - Pole Vault
Svenja Sommer - Distances



GUYANA

Arinze Chance - Sprints



HAITI

Wadeline Jonathas - Sprints, Jumps



ITALY

Irene Vian - Middle Distances



ISRAEL

Vlad Soran - Jumps



JAMAICA

Hanifah Abdulqadir - Jumps
Aleen Bailey - Sprints
Rayon Buttler - Middle Distances
Aallyyah Francis - Sprints
Charmaine Howell - Middle Distances
Tatyana Mills - Sprints
Nigel Stoddart - Sprints
Shevon Stoddart - Hurdles
Marvin Watts - Distances



KENYA

Beatrice Biwott - Distances
Sylvia Chelangat - Sprints
William Emase - Distances
Scolastica Japengerich - Distances
Alfred Lagat - Distances
Sarah Nalimo - Distances



LATVIA

Stanislavs Olijars - Sprints/Hurdles



MEXICO

Juan Stenner - Sprints/Hurdles



MOROCCO

Anass Essayi - Distances



NIGERIA

Peter Edeh - Jumps
Knowledge Omovoh - Sprints



PERU

Luis Deza - Distances



PORTUGAL

Rogério Amaral - Distances



SEYCHELLES

Lissa Labiche - High Jump



SLOVAKIA

Ivana Skadana - Distances



SLOVENIA

Filip Demsar - Hurdles

INTERNATIONAL ATHLETES



SOUTH AFRICA

Riaan Dompars - Sprints
Gabiella Gait-Smith - Distances
Ncincili Titi - Sprints



ST. LUCIA

Jeannelle Scheper - Jumps



SWEDEN

Mattias Ohlsson - Throws
Petra Olsen - Pole Vault
Simon Gyllensten - Pole Vault / Multis



TRINIDAD & TOBAGO

Arinze Chance - Sprints
Jamil James - Sprints
Sade-Shari St. Louis - Sprints



TURKEY

Silan Ayyildiz - Distances



ZIMBABWE

Arnoldus Hart - Middle Distances


GAMECOCK OLYMPIANS



LEROY DIXON
Graduate
2008 Games
4x100m
USA




ADRIAN DURANT
Former Student-Athlete
2004 Games
100m, 200m, 4x100m
U.S. Virgin Islands



OTIS HARRIS
Former Student-Athlete
2004 Games
400m, 4x400m
USA




ALLEN JOHNSON
Former Volunteer Coach
1996, 2000, 2004 Games
110m Hurdles
USA




RODNEY MARTIN
Graduate
2008 Games
4x100m
USA




JASON RICHARDSON
Graduate
2012 Games
110m Hurdles
USA



BRAD SNYDER
Graduate
1996, 2000, 2004 Games
Shot Put
Canada



TERRENCE TRAMMELL
Graduate
2000, 2004, 2008 Games
110m Hurdles
USA



MARVIN WATTS
Graduate
2000 Games
800m
Jamaica

GAMECOCK OLYMPIANS



ALIYAH ABRAMS
Graduate
2016, 2020 Games
400m
Guyana



ALEEN BAILEY
Graduate
2004, 2008 Games
100m, 4x100m
Jamaica



MIKI BARBER
Graduate
2000 Games
4x400m
USA



KIERRE BECKLES
Graduate
2016 Games
100m Hurdles
Barbados



LASHINDA DEMUS
Graduate
2004, 2012 Games
400m Hurdles
USA



MICHELLE FOURNIER
Graduate
2000, 2004 Games
Hammer Throw
Canada



CHELSEA HAMMOND
Graduate
2008 Games
Long Jump
Jamaica



NATASHA HASTINGS
Former Student-Athlete
2008, 2012, 2016 Games
400m, 4x400m
USA




DAWN ELLERBE
Graduate
2000 Games
Hammer Throw
USA



MONIQUE HENNAGAN
Former Volunteer Coach
2000, 2004 Games
4x400m, 400m
USA



CHARMAINE HOWELL
Graduate
2000 Games
4x400, 800m
Jamaica




WADELINE JOHNATHAS
Former Student-Athlete
2020 Games
4x400, 400m
USA



MECHELLE LEWIS
Graduate
2008 Games
4x100m
USA



LISA MISIPEKA
Graduate
1996, 2000, 2004 Games
Hammer Throw, Shot Put
American Samoa



MELISSA MORRISON
Former Volunteer Coach
2000, 2004 Games
100m Hurdles
USA



TIFFANY ROSS
Graduate
2008 Games
100m Hurdles
USA



JEANNELLE SCHEPER
Graduate
2016 Games
High Jump
St. Lucia



SHEVON STODDART
Graduate
2004, 2008 Games
400m Hurdles
Jamaica



TONIQUE WILLIAMS-DARLING
Graduate
2000, 2004 Games
400m
Bahamas



NCAA CHAMPIONS

INDOOR CHAMPIONS

2000 Terrence Trammell6.54


2002 Otukile Lekote 1:46.88

1999 Terrence Trammell7.52
2000 Terrence Trammell7.55


1974 D. Brown, Sheley, J. Brown, Schaper 7:27.4

1998 Brad Snyder66-4 1/2
1999 Brad Snyder 64-11 1/2

1994 Ron Willis71-11




Don Brown



John Brown




Clint Crenshaw




Johnny Dutch




Jonathan Fortenberry




Otis Harris



James Law



Otukile Lekote
4 Titles




Shah Mays




Jamie Price




Jason Richardson



Norman Rucks




Jim Schaper



Mike Sheley



Brad Snyder
3 Titles



Terrence Trammell
6 Titles



Ron Willis

OUTDOOR CHAMPIONS

1948 Norman "Scooter" Rucks47.2

2001 Otukile Lekote 1:46.68
2002 Otukile Lekote 1:45.17

1999 Terrence Trammell 13.45
2000 Terrence Trammell 13.43
2008 Jason Richardson 13.40

2010 Johnny Dutch 48.75
2019 Quincy Hall 48.48

1999 Crenshaw, Trammell, Mays, Price 38.92

2002 Law, Lekote, Harris, Fortenberry3:02.16

1998 Brad Snyder64-7 3/4

NCAA CHAMPIONS



Aleen Bailey
3 Titles



Lisa Barber



Miki Barber
5 Titles



Tacita Bass
3 Titles



LaKya Brookins
2 Titles



Krystal Cantey



Brandi Cross



Lashinda Demus
4 Titles



Dawn Ellerbe
4 Titles



Sheneka Griffin



Natasha Hastings
3 Titles



Lisa Misipeka
2 Titles



Amberly Nesbitt



Tiffany Ross
2 Titles



Jeannelle Scheper



Stephanie Smith
2 Titles



Shalonda Solomon
3 Titles



Shevon Stoddart
2 Titles



Demetria Washington
6 Titles



Erica Whipple



Ellakisha Williamson

INDOOR CHAMPIONS

60-METER DASH

2009	LaKya Brookins.....	7.13
2011	LaKya Brookins.....	7.09

200-METER DASH

2000	Miki Barber.....	23.06
2006	Shalonda Solomon.....	22.57

400-METER DASH

2001	Demetria Washington.....	52.37
2003	Lashinda Demus.....	51.79
2007	Natasha Hastings.....	50.80

4X400-METER RELAY

2001	Bass, M. Barber, Griffin, Washington.....	3:30.08
2002	Bass, Demus, Stoddart, Washington.....	3:30.36
2005	Stoddart, Smith, Ross, Solomon.....	3:30.01
2007	Smith, Cantey, Cross, Hastings.....	3:29.57
2019	Davis, Abrams, Mills, Jonathas.....	3:30.76

20-POUND WEIGHT

1996	Dawn Ellerbe.....	67-10 1/4
1997	Dawn Ellerbe.....	71-8 3/4
1998	Lisa Misipeka.....	70-5 1/4

OUTDOOR CHAMPIONS

100-METER DASH

2003	Aleen Bailey.....	11.18
2006	Amberly Nesbitt.....	11.34

200-METER DASH

2003	Aleen Bailey.....	22.65
2006	Shalonda Solomon.....	22.62

400-METER DASH

2000	Miki Barber.....	51.14
2007	Natasha Hastings.....	50.15
2019	Wadeline Jonathas.....	50.60

400-METER HURDLES

2002	Lashinda Demus.....	54.85
------	---------------------	-------

4X100-METER RELAY

2002	Whipple, Washington, M. Barber, Bailey.....	43.12
------	---	-------

4X400-METER RELAY

2000	L. Barber, Washington, Williamson, M. Barber.....	3:28.64
2002	Ross, Washington, Bass, Demus.....	3:26.46

HIGH JUMP

2015	Jeannelle Scheper.....	6-4
2021	Rachel Glenn.....	6-4

HAMMER

1996	Dawn Ellerbe.....	209-2
1997	Dawn Ellerbe.....	207-4
1998	Lisa Misipeka.....	209-4



YEARLY FINISHES

GAMECOCK MEN

GAMECOCK MEN

Year	Coach	CONFERENCE		NATIONAL	
		Indoor	Outdoor	Indoor	Outdoor
<i>South Carolina competed in the Southern Conference from 1922 to 1953.</i>					
1948	Sterling DuPre	—	5th	—	16th
1949	Weems Baskin	5th	T-10th	—	—
1950	Weems Baskin	—	6th	—	—
1951	Weems Baskin	—	6th	—	—
1952	Weems Baskin	—	8th	—	—
1953	Weems Baskin	10th	6th	—	—
<i>South Carolina competed in the ACC from 1954 to 1971.</i>					
1954	Weems Baskin	5th	4th	—	—
1955	Weems Baskin	4th	4th	—	—
1956	Weems Baskin	7th	5th	—	—
1957	Weems Baskin	7th	4th	—	—
1958	Weems Baskin	T-4th	4th	—	—
1959	Weems Baskin	4th	4th	—	—
1960	Weems Baskin	4th	4th	—	—
1961	Weems Baskin	6th	T-4th	—	—
1962	Weems Baskin	5th	4th	—	—
1963	Weems Baskin	T-5th	5th	—	—
1964	Weems Baskin	3rd	4th	—	—
1965	Weems Baskin	4th	4th	—	T-55th
1966	Weems Baskin	5th	2nd	—	T-49th
1967	Weems Baskin	5th	4th	—	T-43rd
1968	Weems Baskin	4th	T-2nd	—	—
1969	Weems Baskin	4th	2nd	—	—
1970	John West	3rd	2nd	—	—
1971	John West	4th	2nd	—	—
<i>South Carolina was independent from 1972 to 1983.</i>					
1972	John West	—	—	—	—
1973	Bill McClure	—	—	—	—
1974	Bill McClure	—	—	3rd	—
1975	Bill McClure	—	—	—	—
1976	Bill McClure	—	—	—	T-47th
1977	Charlie Strong	—	—	—	—
1978	Charlie Strong	—	—	—	—
1979	Charlie Strong	—	—	—	—
1980	Charlie Strong	—	—	—	T-50th
1981	Charlie Strong	—	—	T-60th	—
1982	Charlie Strong	—	—	—	—
1983	Charlie Strong	—	—	—	—
<i>South Carolina competed in the Metro Conference from 1984 to 1991. The league did not sponsor an indoor championship.</i>					
1984	Charlie Strong	—	3rd	—	—
1985	Charlie Strong	—	4th	—	—
1986	Charlie Strong	—	3rd	—	—
1987	Charlie Strong	—	2nd	—	—
1988	Charlie Strong	—	2nd	—	—
1989	Charlie Strong	—	2nd	—	—
1990	Greg Kraft	—	2nd	T-34th	T-68th
1991	Greg Kraft	—	2nd	—	—
<i>South Carolina first competed in the SEC in 1992.</i>					
1992	Greg Kraft	8th	10th	—	—
1993	Greg Kraft	9th	8th	T-24th	—
1994	Greg Kraft	7th	4th	T-19th	—
1995	Greg Kraft	5th	8th	—	—
1996	Greg Kraft	5th	5th	T-38th	T-50th
1997	Curtis Frye	4th	5th	7th	T-40th
1998	Curtis Frye	4th	5th	T-7th	T-11th
1999	Curtis Frye	2nd	6th	4th	T-6th
2000	Curtis Frye	8th	8th	T-8th	T-11th
2001	Curtis Frye	T-7th	8th	T-16th	T-19th
2002	Curtis Frye	9th	7th	6th	6th
2003	Curtis Frye	3rd	T-6th	4th	10th
2004	Curtis Frye	7th	10th	14th	T-31st
2005	Curtis Frye	7th	9th	9th	T-26th
2006	Curtis Frye	5th	5th	T-33rd	T-30th
2007	Curtis Frye	10th	8th	25th	34th
2008	Curtis Frye	7th	7th	30th	18th
2009	Curtis Frye	T-4th	4th	T-20th	6th
2010	Curtis Frye	4th	3rd	8th	11th
2011	Curtis Frye	8th	11th	57th	—
2012	Curtis Frye	9th	9th	26th	—
2013	Curtis Frye	12th	13th	—	—
2014	Curtis Frye	12th	12th	—	—
2015	Curtis Frye	10th	11th	—	T-60th
2016	Curtis Frye	9th	11th	T-51st	T-47th
2017	Curtis Frye	11th	8th	T-36th	T-49th
2018	Curtis Frye	T-9th	12th	T-21st	T-35th
2019	Curtis Frye	10th	10th	20th	12th
2020*	Curtis Frye	11th	N/A	N/A	N/A

The 2020 NCAA Indoor, SEC Outdoor and NCAA Outdoor Championships in 2020 were cancelled

YEARLY FINISHES



GAMECOCK WOMEN

Year	Coach	CONFERENCE		NATIONAL	
		Indoor	Outdoor	Indoor	Outdoor

The Metro Conference first sponsored a women's championship in 1989. Members of Carolina's cross country team competed at the event.

1989	Charlie Strong	—	6th	—	—
1990	Greg Kraft	—	2nd	—	—
1991	Greg Kraft	—	5th	—	—

Carolina first competed in the SEC in 1992. Members of USC's XC team competed at the indoor and outdoor championships in 1992 before a full team was added for the '93 season.

1992	Greg Kraft	10th	12th	—	—
1993	Greg Kraft	T-9th	10th	—	—
1994	Greg Kraft	8th	5th	—	T-55th
1995	Greg Kraft	8th	8th	—	T-9th
1996	Greg Kraft	5th	2nd	T-10th	5th
1997	Curtis Frye	4th	3rd	4th	7th
1998	Curtis Frye	4th	2nd	T-11th	7th
1999	Curtis Frye	3rd	1st	T-18th	7th
2000	Curtis Frye	3rd	2nd	2nd	T-6th
2001	Curtis Frye	3rd	3rd	2nd	4th
2002	Curtis Frye	4th	1st	4th	1st
2003	Curtis Frye	2nd	4th	T-2nd	3rd
2004	Curtis Frye	5th	4th	T-10th	T-7th
2005	Curtis Frye	5th	1st	5th	T-2nd
2006	Curtis Frye	T-3rd	3rd	T-10th	3rd
2007	Curtis Frye	5th	5th	T-10th	12th
2008	Curtis Frye	9th	8th	53rd	22nd
2009	Curtis Frye	5th	8th	T-12th	40th
2010	Curtis Frye	7th	8th	19th	51st
2011	Curtis Frye	7th	7th	23rd	40th
2012	Curtis Frye	10th	9th	67th	—
2013	Curtis Frye	6th	8th	31st	45th
2014	Curtis Frye	12th	12th	19th	—
2015	Curtis Frye	14th	13th	—	T-20th
2016	Curtis Frye	11th	13th	T-33rd	T-25th
2017	Curtis Frye	13th	11th	T-25th	T-52nd
2018	Curtis Frye	12th	13th	T-54th	T-56th
2019	Curtis Frye	12th	13th	7th	10th
2020*	Curtis Frye	12th	N/A	N/A	N/A
2021	Curtis Frye	12th	10th	T-20th	18th
2022	Curtis Frye	12th	11th	T-18th	T-23rd
2023	Curtis Frye	11th	13th	T-43rd	—


The 2020 NCAA Indoor, SEC Outdoor and NCAA Outdoor Championships in 2020 were cancelled



Weems Baskin
1949 - 1969



John West
1970 - 1972




Bill McClure
1973 - 1976



Charlie Strong
1977 - 1989



Greg Kraft
1990 - 1996



Curtis Frye
1997 - Present



GAMECOCK

ALL-AMERICANS

MEN'S INDOOR

1974

Don Brown - 4x800m
John Brown - 4x800m
Jim Schaper - 4x800m, 880y
Mike Sheley - 4x800m

1981

Gus Kirkland - High Jump

1990

Phillipe Williams - Long Jump

1993

Ron Willis - 35lb Weight

1994

Brett Murray - 35lb Weight
Ron Willis - 35lb Weight

1996

Kevin Mannon - 35lb Weight
Marcus Robinson - 200m
Brad Snyder - Shot Put
John Stoikos - 35lb Weight

1997

Corey Bridges - 55m
Ryan Harrison - 35lb Weight
Kevin Mannon - 35lb Weight
Brad Snyder - Shot Put
Marvin Watts - 800m

1998

Corey Bridges - 55m
Brad Synder - Shot Put
Bert Sorin - 35lb Weight
Terrence Trammell - 55m Hurdles

1999

Jimmie Hackley - 400m
Ryan Harrison - 35lb Weight
Brad Snyder - Shot Put
Bert Sorin - 35lb Weight
Terrence Trammell - 60m, 60m Hurdles

2000

Terrence Trammell - 60m, 60m Hurdles

2001

Otis Harris - 400m, 4x400m
Pap Howard - 4x400m
Otukile Lekote - 800m, 4x400m
Gerald Pressley - 4x400m

2002

Jonathan Fortenberry - 4x400m
Otis Harris - 4x400m
Otukile Lekote - 800m, 4x400m
Gerald Pressley - 4x400m
Chris Steddum - Pole Vault
Corey Taylor - 60m Hurdles

2003

Tony Allmond - Long Jump
Kenneth Ferguson - 60m Hurdles, 4x400m
Jonathan Fortenberry - 400m, 4x400m
Otis Harris - 4x400m
Otukile Lekote - 4x400m
Corey Taylor - 60m Hurdles

2004

Tony Allmond - Long Jump
Chris Steddum - Pole Vault
Fred Townsend - Pentathlon

2005

Rodney Martin - 200m
Jason Richardson - 60m Hurdles

2006

Greig Cryer - Long Jump, Triple Jump
Jason Richardson - 60m Hurdles

2007

Thomas Hilliard - 60m Hurdles, 4x400m
Keith Hinnant - 4x400m
Ray Miley - 4x400m
Quentin Moore - 4x400m

2008

Jason Richardson - 60m Hurdles

2009

Aaron Anderson - 4x400m
Johnny Dutch - 60m Hurdles, 4x400m
Quentin Moore - 4x400m
Obakeng Ngwigwa - 4x400m
Michael Zajac - Weight Throw

2010

Johnny Dutch - 60m Hurdles
Elliott Haynie - Pole Vault
Booker Nunley - 60m Hurdles
Antonio Sales - 200m
Michael Zajac - Weight Throw

2011

Matt Shuler - Pole Vault
Michael Zajac - Weight Throw

2012

Marvin Reitze - Pole Vault

2013

Jarrod Hutchen - Long Jump

2015

Jermaine Collier - 60m Hurdles
Dondre Echols - 60m Hurdles
Jussi Kanervo - 60m Hurdles
Ncincilili Titi - 200m

2016

Dondre Echols - 60m Hurdles
Ncincilili Titi - 200m
David Winters - 200m

2017

Josh Awotunde - Shot Put
Ncincilili Titi - 200m

2018

Josh Awotunde - Shot Put
Yann Randrianasolo - Long Jump
Ncincilili Titi - 200m

2019

Arinze Chance - 400m, 4x400m
Quincy Hall - 400m, 4x400m
Otis Jones - 4x400m
Isaiah Moore - 60m Hurdles
Yann Randrianasolo - Long Jump
Ty Jaye Robbins - 4x400m

2020

Arinze Chance - 4x400m
Quincy Hall - 400m
Rivaldo Leacock - 4x400m
EJ Richardson - 4x400m
William Spencer Jr. - 4x400m
Stephon Torrence - 60m Hurdles

2021

Filip Demsar - 60m Hurdles
Evan Miller - 200m

2022

Evan Miller - 200m

2023

Anass Essayi - Mile
Evan Miller - 400m

MEN'S OUTDOOR

1948

Norman "Scooter" Rucks - 400m

1965

Art Swarts - Discus

1966

Art Swarts - Discus

1967

Art Swarts - Discus

1970

Bob Kaczka - 880y

1974

Mike Sheley - 440y Hurdles

1975

Steve Wilson - High Jump

1976

Steve Wilson - High Jump

1977

George Thomas - 100m

1979

Rolando Adams - Long Jump

1980

Tony Rambo - 400m Hurdles

1981

Gus Kirkland - High Jump

1988

Wade Brantley - Decathlon

1990

David Arnold - 400m Hurdles

1994

Frank Mensah - 110m Hurdles
Ron Willis - Discus, Hammer

1995

Brett Murray - Discus

1996

Corey Bridges - 100m
Brad Snyder - Shot Put
John Stoikos - Hammer

1997

Corey Bridges - 4x100m
Kevin Mannon - Hammer, Shot Put
Shah Mays - 4x100m
Jamie Price - 4x100m
Jamaal Williams - 4x100m

1998

Corey Bridges - 4x100m
Riaan Dempers - 4x100m
Jamie Price - 4x100m
Brad Snyder - Shot Put, Discus
Bert Sorin - Hammer
Terrence Trammell - 110m Hurdles, 4x100m

1999

Clint Crenshaw - 4x100m
Shah Mays - 4x100m
Jamie Price - 4x100m
Brad Snyder - Shot Put
Bert Sorin - Hammer

Terrence Trammell - 100m, 110m Hurdles, 4x100m

2000

Clint Crenshaw - 4x100m
Jimmie Hackley - 4x100m
Pap Howard - 4x100m
Terrence Trammell - 100m, 110m Hurdles, 4x100m

2001

Clint Crenshaw - 4x100m
Pap Howard - 200m, 4x100m
Otukile Lekote - 800m
Shamus Singletary - 4x100m
Andre Totton - 4x100m

2002

Duan Barrino - 4x100m
Jonathan Fortenberry - 400m, 4x400m
Otis Harris - 400m, 4x400m
James Law - 4x100m, 4x400m
Otukile Lekote - 800m, 4x400m
Chris Steddum - Pole Vault
Corey Taylor - 4x100m
Andre Totton - 4x100m

2003

Tony Allmond - Long Jump
Kenneth Ferguson - 4x400m
Jonathan Fortenberry - 4x400m
Otis Harris - 400m, 4x400m
Otukile Lekote - 4x400m
Fred Townsend - Decathlon

2004

Tony Allmond - Long Jump

2005

Leroy Dixon - 100m
Rodney Martin - 100m, 200m
Jason Richardson - 110m Hurdles

2006

Greig Cryer - Long Jump
Leroy Dixon - 100m
Jason Richardson - 110m Hurdles

2007

Derron Flood - 4x400m
Thomas Hilliard - 110m Hurdles, 400m Hurdles
Jamil James - 400m, 4x400m
Ray Miley - 4x400m
Quentin Moore - 4x400m

2008

Johnathan Hancock - 4x100m
Jussi Heikkila - 400m Hurdles
Lamar Markett - 4x100m
Quentin Moore - 4x100m
Jason Richardson - 110m Hurdles



GAMECOCK ALL-AMERICANS

Antonio Sales - 4x100m

2009

Aaron Anderson - 4x400m
Jason Cook - Shot Put
Johnny Dutch - 400m Hurdles, 4x400m
Johnathan Hancock - 4x100m
Quentin Moore - 4x100m, 4x400m
Obakeng Ngwigwa - 4x100m, 4x400m
Booker Nunley - 110m Hurdles
Marvin Reitze - Pole Vault
Ryan Richardson - 110m Hurdles
Antonio Sales - 200m, 4x100m

2010

Aaron Anderson - 4x400m
Andre Carter - 4x100m
Johnny Dutch - 110m Hurdles, 400m Hurdles, 4x400m
Quentin Moore - 4x100m, 4x400m
Obakeng Ngwigwa - 4x100m, 4x400m
Antonio Sales - 4x100m
Michael Zajac - Hammer Throw

2011

Aaron Anderson - 4x400m
Andre Carter - 4x400m
Clayton Gravesande - 4x100m, 4x400m
Chris Maxwell - 4x100m, 4x400m
Marvin Reitze - Pole Vault
Chris Royster - 4x100m
Antonio Sales - 200m, 4x100m
Michael Zajac - Hammer Throw

2012

Andre Carter - 4x100m
Clayton Gravesande - 4x100m
Jarrod Hutchen - Long Jump
Marvin Reitze - Pole Vault
Chris Royster - 4x100m
Joshua Suttmeier - Javelin
Eric Winfrey - 4x100m

2013

Chris Royster - 100m

2014

Kendall Kee - 4x100m
Chris Royster - 4x100m
Brandon Sanders - 4x100m
Eric Winfrey - 4x100m

2015

Ryan Bermudez - 4x400m
Jermaine Collier - 4x400m
Clayton Gravesande - 4x400m
Jussi Kanervo - 400m Hurdles
Markus Leemet - Decathlon
Chris Walker - 4x400m

2016

Josh Awotunde - Shot Put
Jermaine Collier - 110m Hurdles
Dondre Echols - 110m Hurdles
Jussi Kanervo - 400m Hurdles

2017

Ryan Bermudez - 4x100m
DeVon Lewis - 4x100m
Isaiah Moore - 110m Hurdles
Ncincilili Titi - 200m, 4x100m
Tye Williams - High Jump
David Winters - 4x100m

2018

Josh Awotunde - Shot Put
Yann Randrianasolo - Long Jump
Ncincilili Titi - 200m

2019

Arinze Chance - 4x400m
Quincy Hall - 400m Hurdles, 4x400m
Otis Jones - 800m, 4x400m
Isaiah Moore - 110m Hurdles
Yann Randrianasolo - Long Jump
Ty Jaye Robbins - 4x400m

2021

Malik Paul - Discus
William Spencer, Jr. - 400m Hurdles

2022

Jackson Marseille - High Jump
Evan Miller - 200m
William Spencer, Jr. - 400m Hurdles

2023

Anass Essayi - 1500m

WOMEN'S INDOOR

1996

Dawn Ellerbe - 20lb Weight
Lisa Misipeka - Shot Put, 20lb Weight

1997

Crystal Brownlee - Shot Put, 20lb Weight
Dawn Ellerbe - Shot Put, 20lb Weight
Charmaine Howell - 800m
Lisa Misipeka - Shot Put, 20lb Weight
Tonique Williams - 400m

1998

Crystal Brownlee - Shot Put
Charmaine Howell - 800m
Lisa Misipeka - 20lb Weight

1999

Lisa Barber - 60m, 4x400m
Miki Barber - 400m, 4x400m
Char Foster - 4x400m
Michelle Fournier - 20lb Weight
Ellakisha Williamson - 4x400m

2000

Lisa Barber - 200m, 4x400m
Miki Barber - 200m, 400m, 4x400m
Mechelle Lewis - 200m
Demetria Washington - 200m, 400m, 4x400m
Ellakisha Williamson - 4x400m

2001

Miki Barber - 200m, 400m, 4x400m
Tacita Bass - 400m, 4x400m
Sheneka Griffin - 4x400m
Jackie Madison - 60m Hurdles
Demetria Washington - 200m, 400m, 4x400m

2002

Aleen Bailey - 60m, 200m
Tacita Bass - 4x400m
Lashinda Demus - 4x400m
Tiffany Ross - 60m Hurdles
Shevon Stoddart - 400m, 4x400m
Demetria Washington - 400m, 4x400m
Erica Whipple - 200m

2003

Aleen Bailey - 60m, 200m
Miki Barber - 200m, 400m, 4x400m
Lashinda Demus - 400m, 4x400m
Tiffany Ross - 4x400m
Demetria Washington - 400m, 4x400m
Erica Whipple - 200m
Antoinette Wilks - Long Jump

2004

Lashinda Demus - 400m, 60m Hurdles, 4x400m
Chelsea Hammond - Pentathlon
Alexis Joyce - 60m
Stephanie Smith - 200m, 400m, 4x400m
Shevon Stoddart - 4x400m
Tawana Watkins - 4x400m
Erica Whipple - 200m

2005

Khaliah Carpenter - 200m
Natasha Hastings - 400m
Amberly Nesbitt - 60m
Tiffany Ross - 4x400m
Stephanie Smith - 400m, 4x400m
Shalonda Solomon - 200m, 4x400m
Shevon Stoddart - 400m, 4x400m
Erica Whipple - 200m

2006

Chelsea Hammond - Pentathlon
Natasha Hastings - 4x400m
Chiquita Martin - 4x400m
Amberly Nesbitt - 60m
Shay Shelton - 4x400m
Shalonda Solomon - 60m, 200m, 4x400m
Cheryl Terrio - Pole Vault

2007

Krystal Cantey - 4x400m
Brandi Cross - 4x400m
Natasha Hastings - 4x400m
Stephanie Smith - 400m, 4x400m
Shalonda Solomon - 200m

2008

LaKya Brookins - 60m
Porche Byrd - 4x400m
Krystal Cantey - 4x400m
Brandi Cross - 4x400m
Faraign Giles - 4x400m

2009

Ronnetta Alexander - 60m Hurdles
LaKya Brookins - 60m
Porche Byrd - 4x400m
Brandi Cross - 4x400m
Gabrielle Glenn - 4x400m
Breehana Jacobs - 4x400m

2010

LaKya Brookins - 60m
Brandi Cross - 4x400m
Gabrielle Glenn - 4x400m
Breehana Jacobs - 4x400m
Nadonna Rodriques - 4x400m
Vica Shobe - Pole Vault

2011

Kierre Beckles - 60m Hurdles
LaKya Brookins - 60m

2012

Kierre Beckles - 60m Hurdles
Erika Rucker - 400m
Jeannelle Scheper - High Jump

2013

Kierre Beckles - 60m Hurdles, 4x400m
Tyler Brockington - 4x400m
Christal Green - 4x400m
Petra Olsen - Pole Vault
Erika Rucker - 400m, 4x400m
Jeannelle Scheper - High Jump

2014

Marisa Bellamy - 4x400m
Tyler Brockington - 4x400m
Sarah Graham - Pentathlon
Briana Haith - 4x400m
Precious Holmes - 4x400m
Jeannelle Scheper - High Jump

2016

Natasha Dicks - Triple Jump
Briana Haith - 400m

2017

Aliyah Abrams - 4x400m
Tyler Brockington - 4x400m
Natasha Dicks - Triple Jump
Briana Haith - 4x400m
Precious Holmes - 4x400m
Rougui Sow - Long Jump

2018

Hanifah Abdulqadir - Triple Jump
Jordan Fields - High Jump
Lissa Labiche - High Jump
Rougui Sow - Long Jump

2019

Aliyah Abrams - 400m, 4x400m
Stephanie Davis - 4x400m
Wadeline Jonathas - 400m, 4x400m
Tatiana Mills - 4x400m

2020

Aliyah Abrams - 4x400m
Stephanie Davis - 400m, 4x400m
Pearl Nagbe - 4x400m
Knowledge Omovoh - 4x400m
Hailey Sweatman - Pole Vault

2021

Stephanie Davis - 4x400m
Rachel Glenn - High Jump, 4x400m
Ashton Lindley - 4x400m
Knowledge Omovoh - 4x400m
Destinee Rocker - 60m Hurdles

2022

Makenzie Dunmore - 4x400m
Rachel Glenn - High Jump, 4x400m
Alysia Johnson - 4x400m
Aaliyah Pyatt - 4x400m
Destinee Rocker - 60m Hurdles

2023

Silan Ayyildiz - Mile
Aalliyah Francis - 4x400m
Angel Frank - 4x400m
Jayla Jamison - 60m, 200m
Alysia Johnson - 4x400m
Jahnile Registre - 4x400m



GAMECOCK

ALL-AMERICANS

WOMEN'S OUTDOOR

1995

Leslie Coons - Javelin

1996

Crystal Brownlee - Shot Put
Dawn Ellerbe - Hammer
Lisa Misipeka - Shot Put, Hammer
Candy Mitchell - Javelin

1997

Crystal Brownlee - Shot Put
Dawn Ellerbe - Shot Put, Hammer
Charmaine Howell - 800m
Lisa Misipeka - Shot Put, Hammer
Erin Narzinski - Heptathlon
Tonique Williams - 400m

1998

Crystal Brownlee - Shot Put
Michelle Fournier - Hammer
Charmaine Howell - 800m
Lisa Misipeka - Hammer
Erin Narzinski - Heptathlon
Kylene Nixon - Pole Vault
Tanya Povey - 10,000m

1999

Lisa Barber - 4x100m
Miki Barber - 400m, 4x100m
Michelle Fournier - Hammer
Demetria Washington - 100m, 4x100m
Ellakisha Williamson - 100m
Hurdles, 4x100m

2000

Lisa Barber - 4x100m, 4x400m
Miki Barber - 400m, 4x100m, 4x400m
Rodena Barr - 4x100m
Mechelle Lewis - 4x100m
Candy Mitchell - Javelin
Demetria Washington - 400m, 4x400m
Ellakisha Williamson - 100m Hurdles,
4x400m

2001

Lisa Barber - 200m, 400m, 4x100m, 4x400m
Miki Barber - 200m, 400m, 4x100m
Tacita Bass - Heptathlon, 4x400m
Sheneka Griffin - 4x400m
Demetria Washington - 200m, 400m,
4x100m, 4x400m
Kanisa Williams - 4x100m

2002

Aleen Bailey - 200m, 4x100m
Lisa Barber - 200m, 400m, 4x100m
Tacita Bass - Heptathlon, 4x400m
Lashinda Demus - 400m, 400m Hurdles,
4x400m
Tiffany Ross - 100m Hurdles, 400m Hurdles,
4x400m
Shevon Stoddart - 400m Hurdles
Demetria Washington - 400m, 4x100m,
4x400m
Erica Whipple - 4x100m
Antoinette Wilks - Long Jump, Triple Jump

2003

Aleen Bailey - 100m, 200m, 4x100m
Miki Barber - 4x400m
Chelsea Hammond - Long Jump
Alexis Joyce - 4x100m

Tiffany Ross - 400m Hurdles, 4x100m,
4x400m
Shevon Stoddart - 4x400m
Tawana Watkins - 4x400m
Erica Whipple - 100m, 200m, 4x100m

2004

Ronnetta Alexander - 4x100m
Khalilah Carpenter - 4x100m, 4x400m
Lashinda Demus - 400m Hurdles, 4x400m
Alexis Joyce - 4x100m
Stephanie Smith - 4x400m
Shevon Stoddart - 400m Hurdles, 4x400m
Erica Whipple - 4x100m
Kemesha Whitmire - Long Jump

2005

Chelsea Hammond - Long Jump
Natasha Hastings - 400m, 4x400m
Alexis Joyce - 4x100m
Tiffany Ross - 400m Hurdles, 4x100m,
4x400m
Stephanie Smith - 400m, 4x400m
Shalonda Solomon - 200m, 4x100m
Shevon Stoddart - 400m Hurdles, 4x400m
Erica Whipple - 4x100m

2006

Precious Akins - Discus
Ronnetta Alexander - 100m Hurdles
Faraign Giles - 4x100m, 4x400m
Natasha Hastings - 400m, 4x100m, 4x400m
Chiquita Martin - 400m Hurdles, 4x400m
Amberly Nesbitt - 100m, 4x100m
Shay Shelton - 4x400m
Shalonda Solomon - 100m, 200m, 4x100m

2007

Krystal Cantey - 4x400m
Faraign Giles - 4x400m
Natasha Hastings - 400m, 4x400m
Chiquita Martin - 4x400m

2008

Porche Byrd - 4x400m
Brandi Cross - 400m, 4x100m, 4x400m
Faraign Giles - 4x100m, 4x400m
Gabrielle Glenn - 4x100m, 4x400m
Shayla Mahan - 4x100m

2009

LaKya Brookins - 100m, 4x100m
Porche Byrd - 4x400m
Brandi Cross - 4x400m
Gabrielle Glenn - 4x100m, 4x400m
Breehana Jacobs - 4x100m, 4x400m
Shayla Mahan - 4x100m

2010

Brandi Cross - 400m
Shayla Mahan - 100m

2011

Amber Allen - 4x400m
Janica Austin - 4x400m
Vashti Bandy - 4x100m, 4x400m
Kierre Beckles - 100m Hurdles
LaKya Brookins - 100m, 4x100m
Sanura Eley-O'Reilly - 4x400m
Gabrielle Glenn - 4x100m
Shayla Mahan - 4x100m

2012

Amber Allen - 4x400m, 4x100m
Vashti Bandy - 4x100m

Asia Delaney - 4x100m
Christal Green - 4x400m
Kelsey McCorke - 4x100m
Petra Olsen - Pole Vault
Nadonna Rodrigues - 4x400m
Erika Rucker - 400m, 4x400m
Jeannelle Scheper - High Jump

2013

Vashti Bandy - 4x100m
Kierre Beckles - 100m Hurdles
Tyler Brockington - 400m Hurdles, 4x100m
Tamera Harris - 400m Hurdles, 4x100m
Ahtyana Johnson - 4x100m
Kayla Lampe - 10,000m
Petra Olsen - Pole Vault
Breanna Radford - Shot Put
Erika Rucker - 400m
Jeannelle Scheper - High Jump

2014

Tyler Brockington - 4x100m, 4x400m
Briana Haith - 4x400m
Tamera Harris - 4x100m, 4x400m
Ahtyana Johnson - 4x100m, 4x400m
Alexis Murphy - 4x100m
Petra Olsen - Pole Vault

2015

Nakita Gray - High Jump
Jeannelle Scheper - High Jump

2016

Aliyah Abrams - 400m, 4x400m
Tyler Brockington - 400m Hurdles, 4x400m
Natasha Dicks - Triple Jump
Shelby Freedman - Javelin
Precious Holmes - 4x400m
Erika Rucker - 4x400m

2017

Tyler Brockington - 4x100m
Maiya Dendy - 4x100m
Natasha Dicks - Triple Jump
Milan Parks - 4x100m
Rougui Sow - Long Jump
Taranisha Taylor - 4x100m

2018

Stephanie Davis - 4x100m
Maiya Dendy - 4x100m
Lissa Labiche - High Jump
Milan Parks - 4x100m
Rougui Sow - Long Jump
Makyla Stanley - 4x100m

2019

Aliyah Abrams - 400m, 4x400m
Stephanie Davis - 4x400m
Wadeline Jonathas - 400m, 4x400m
Tatyana Mills - 4x400m

2021

Aliyah Abrams - 400m, 4x400m
Stephanie Davis - 4x400m
Rachel Glenn - High Jump
Alysia Johnson - 4x400m
Ashton Lindley - 400m Hurdles, 4x400m
De'Andrea Young - 400m Hurdles

2022

Stephanie Davis - 4x400m
Makenzie Dunmore - 400m, 4x400m
Angel Frank - 4x400m
Rachel Glenn - High Jump
Jahnile Register - 4x400m

MEN'S CONFERENCE CHAMPIONS



INDOOR - ACC

			2010	Elliott Haynie	17-7 1/4				
				55-METER HURDLES		1957	Don Goodroe	14.4	
1955	60-YARD DASH		1998	Terrence Trammell	7.07	1958	Don Goodroe	14.3	
	Tommy Woodlee	6.6	1999	Terrence Trammell	6.94	1962	Charles Bradshaw	14.8	
						1970	Bill Novo	14.0	
1964	600-YARD RUN	1:13.2		60-METER HURDLES		1971	Bill Novo	14.1	
	Mike McGuinness		2000	Terrence Trammell	6.58				
			2009	Jason Richardson	7.72		4X110-YARD RELAY		
1964	880-YARD RUN	1:54.1	2023	Filip Demsar	7.71	1966	Sonnenfeld, Wingo, Harris, Dukes	41.8	
						1970	Small, Harris, Eidson, Hines	41.9	
1965	1,000-YARD RUN	2:17.6	2003	Ferguson, Lekote, Fortenberry, Harris	3:07.09	1971	Small, Harris, Haggard, Eidson	41.7	
1969	Bob Kaczka	2:12.8					4X440-YARD RELAY		
1970	Bob Kaczka	2:15.7	2008	Hinnant, Moore Heikkila, Anderson	3:07.19	1966	Sonnenfeld, Wingo, Harris, Taylor	3:16.9	
						1968	Howe, Kaczka, Eidson, Wingo	3:13.2	
1959	MILE RUN	4:12.5	2010	Elliott Haynie	17-7 1/4	1969	Purinton, Derrick, Howe, Kaczka	3:17.5	
						1970	Gibson, Hall, Harris, Kaczka	3:14.0	
1958	70-YARD HIGH HURDLES	8.7	1996	Brad Snyder	58-9 1/4	1971	Harris, Dempsey, Schaper, Kaczka	3:15.8	
1962	Charlie Bradshaw	8.6	1997	Brad Snyder	62-3 3/4				
			1998	Brad Snyder	66-8				
1958	70-YARD LOW HURDLES	8.1	1999	Brad Snyder	65-7 1/2				
			2018	Josh Awotunde	69-11 3/4				
						1959	SHOT PUT		
1966	MILE RELAY	3:26.4					Dave Coates	52-4	
	Sonnenfeld, Wingo, Harris, Taylor		1993	35-POUND WEIGHT					
			1994	Ron Willis	70-3 1/2				
			1996	Ron Willis	70-5	1956	DISCUS		
1958	POLE VAULT	13-0	1996	John Stoikos	64-9	1965	Joe Silas	148-7	
	Conway Snipes		1997	Kevin Mannon	69-6 3/4	1966	Art Swarts	175-1	
			1999	Bert Sorin	72-1	1967	Art Swarts	173-1	164-0 3/4
1960	LONG JUMP	22-2 1/4							
1962	Billy Gambrell	21-9 3/4							

INDOOR - SEC

				55-METER DASH	
1998	Corey Bridges	6.15			
1999	Terrence Trammell	6.12			
				60-METER DASH	
2000	Terrence Trammell	6.58			
				400-METER DASH	
2019	Quincy Hall	45.69			
				800-METER RUN	
1997	Marvin Watts	1:49.60			
2001	Otukile Lekote	1:46.78			
2002	Otukile Lekote	1:47.46			
				MILE RUN	
2022	Anass Essayi	3:57.37			
2023	Anass Essayi	4:01.20			
				POLE VAULT	

OUTDOOR - ACC

				100-YARD DASH	
1954	Tommy Woodlee	9.9			
1955	Tommy Woodlee	9.9			
				220-YARD DASH	
1954	Tommy Woodlee	22.1			
1955	Tommy Woodlee	21.5			
1971	Keith Eidson	22.4			
				440-YARD DASH	
1966	Eddie Sonnenheld	47.9			
1970	Dick Harris	47.5			
				880-YARD RUN	
1964	Bob Crombie	1:52.3			
1966	Bob Taylor	1:52.2			
1969	Bob Kaczka	1:52.6			
1970	Bob Kaczka	1:49.6			
				MILE RUN	
1958	Billy Latham	4:12.7			
1965	Bob Crombie	4:06.1			
				220-YARD LOW HURDLES	
1962	Charlie Bradshaw	24.2			
				330-YARD INTERMEDIATE HURDLES	
1965	Dave Gatch	37.6			

OUTDOOR - METRO

				100-METER DASH	
1986	Haywood Taylor	10.49w			
1989	Nigel Stoddart	10.59			
				400-METER DASH	
1987	Anthony Bennon	47.12			
1988	Eddie Miller	46.35			
1989	Eddie Miller	46.55			
1990	Eddie Miller	46.87			
				800-METER RUN	
1988	Don Sutton	1:52.94			
				110-METER HURDLES	
1991	Robert Brooks	14.19w			
				400-METER HURDLES	
1987	Anthony Bennon	49.90			
1988	Anthony Bennon	51.19			
1989	Robert Brooks	52.23			
1990	David Arnold	50.82			
				4X100-METER RELAY	
1987	Brown, Stoddart, Duckett, Taylor	40.20			
1989	Love, Stoddart, Brooks, Miller	40.62			



MEN'S CONFERENCE CHAMPIONS

4X400-METER RELAY

1989	Love, Williams, Brooks, Miller	3:11.12
1991	Love, Arnold, Williams, Kerns	3:10.93

HIGH JUMP

1987	Paul Weichern	6-10
1988	Paul Weichern	7-2

POLE VAULT

1990	Darren Davis	17-0 3/4
------	--------------	----------

LONG JUMP

1991	Phillipe Williams	25-2
------	-------------------	------

TRIPLE JUMP

1990	David Arnold	50-4
------	--------------	------

SHOT PUT

1986	John Poehlein	49-6 1/4
1988	John Poehlein	52-9

DISCUS

1987	John Poehlein	170-11
1988	John Poehlein	168-0

JAVELIN

1986	Pat Keegan	188-9
1988	Pat Keegan	211-1

DECATHLON

1986	Wade Brantley	6,768
1987	Wade Brantley	6,624
1988	Wade Brantley	7,003
1989	Phillipe Williams	6,674
1991	Steve Owens	6,849

4X400-METER RELAY

2002	Law, Lekote, Harris, Fortenberry	3:02.81
2003	Ferguson, Lekote, Fortenberry, Harris	3:04.66
2009	Ngwigwa, Dutch, Moore, Richardson	3:04.49

POLE VAULT

2001	Chris Steddum	17-1
2010	Elliott Haynie	17-3 3/4

SHOT PUT

1996	Brad Snyder	63-8 3/4
1997	Kevin Mannon	62-6 3/4
1998	Brad Snyder	66-4 1/2
1999	Brad Snyder	65-10 1/2
2009	Jason Cook	63-04 3/4

DISCUS

1994	Ron Willis	179-0
1997	Kevin Mannon	188-4
1998	Brad Snyder	190-9

HAMMER

1996	John Stoikos	218-10
------	--------------	--------

OUTDOOR - SEC

400-METER DASH

2003	Otis Harris	45.28
2019	Quincy Hall	44.60

800-METER RUN

1997	Marvin Watts	1:47.91
2001	Otukile Lekote	1:45.36
2002	Otukile Lekote	1:45.27

1500-METER RUN

2023	Anass Essayi	3:41.52
------	--------------	---------

110-METER HURDLES

1998	Terrence Trammell	13.38
1999	Terrence Trammell	13.29
2000	Terrence Trammell	13.30
2008	Jason Richardson	13.21
2009	Jason Richardson	13.29

400-METER HURDLES

2003	Kenneth Ferguson	48.79
2009	Johnny Dutch	48.58
2010	Johnny Dutch	49.56

WOMEN'S CONFERENCE CHAMPIONS



OUTDOOR - METRO

800-METER RUN		
1989	Shannon Wyont	2:10.28
1991	Shannon Wyont	2:10.80

5,000-METER RUN		
1991	Alexis Fife	17:31.67

10,000-METER RUN		
1990	Wilma DePiere	37:29.60
1991	Wilma DePiere	38:15

INDOOR - SEC

60-METER DASH		
2010	LaKya Brookins	7.18
2011	LaKya Brookins	7.14

400-METER DASH		
1999	Miki Barber	53.58
2000	Miki Barber	51.97
2001	Demetria Washington	52.06
2002	Demetria Washington	52.13
2007	Natasha Hastings	51.38

800-METER RUN		
2006	Shay Shelton	2:07.53

60-METER HURDLES		
2001	Jackie Madison	8.16

4X400-METER RELAY		
2001	L. Barber, Bass, Griffin, Washington	3:32.73
2002	Bass, Demus, Stoddart, Washington	3:34.74
2003	M. Barber, Demus, Ross, Washington	3:32.90
2009	Byrd, Cross, Jacobs, Rodrigues	3:33.50

HIGH JUMP		
2016	Nakita Gray	5-11 1/2

POLE VAULT		
1999	Kylene Nixon	12-2 3/4

SHOT PUT		
1996	Crystal Brownlee	52-5
1998	Crystal Brownlee	54-10 1/4
2001	Lynette Keppeler	51-6 1/4

20-POUND WEIGHT		
1996	Dawn Ellerbe	68-11 3/4
1997	Dawn Ellerbe	68-8
1998	Lisa Misipeka	67-7

PENTATHLON		
2010	Kettiany Clarke	4,064

OUTDOOR - SEC

200-METER DASH		
2000	Miki Barber	22.84
2003	Erica Whipple	22.82
2005	Shalonda Solomon	22.74
2006	Shalonda Solomon	22.36

400-METER DASH		
1998	Tonique Williams	51.99
1999	Miki Barber	51.21
2000	Miki Barber	50.98
2001	Miki Barber	50.63
2002	Lashinda Demus	51.24
2005	Natasha Hastings	51.94
2007	Natasha Hastings	50.84

1500-METER RUN		
2023	Silan Ayyildiz	4:17.67

10,000-METER RUN		
1998	Tanya Povey	35:07.62

3,000-METER STEEPLECHASE		
2010	Beatrice Biwott	10:20.14

100-METER HURDLES		
1999	Ellakisha Williamson	13.08w

400-METER HURDLES		
1999	Ellakisha Williamson	57.32
2001	Tacita Bass	57.31
2002	Tiffany Ross	55.27
2003	Tiffany Ross	57.13
2004	Lashinda Demus	54.50
2005	Tiffany Ross	55.68
2017	Tyler Brockington	55.97

4X100-METER RELAY		
2001	Williams, L. Barber, M. Barber, Washington	43.48
2005	Nesbitt, Whipple, Joyce, Solomon	43.78
2006	Hastings, Nesbitt, Giles, Solomon	43.81
2007	Martin, Hastings, Giles, Solomon	43.33

4X400-METER RELAY		
1999	L. Barber, Washington, Williamson, M. Barber	3:32.94
2000	L. Barber, Washington, Williamson, M. Barber	3:31.44
2001	Griffin, M. Barber, L. Barber, Washington	3:31.24
2002	Lewis, Stoddart, Ross, L. Barber	3:30.68
2005	Hastings, Stoddart, Ross, Smith	3:29.06
2007	Cantey, Giles, Cross, Hastings	3:28.44

POLE VAULT		
1998	Kylene Nixon	12-8 1/4

2005	Kemesha Whitmire	43-7
------	------------------	------

HIGH JUMP		
2015	Jeannelle Scheper	6-5
2021	Rachel Glenn	6-2 1/4

SHOT PUT		
1996	Crystal Brownlee	55-1 1/2
1997	Crystal Brownlee	55-4 3/4
1998	Crystal Brownlee	55-11 1/4

DISCUS		
1995	Dawn Ellerbe	167-0
1996	Dawn Ellerbe	181-3
2007	Precious Akins	167-10 3/4

HAMMER		
1997	Lisa Misipeka	206-7
1998	Lisa Misipeka	213-3
1999	Michelle Fournier	206-3

JAVELIN		
1993	Leslie Coons	168-0

HEPTATHLON		
1997	Erin Narzinski	5,607
1999	Erin Narzinski	5,565
2002	Tacita Bass	5,588



PENN RELAYS CHAMPIONS

CHAMPIONSHIPS OF AMERICA

2002	44.03	WOMEN'S 4X100-METER RELAY
2005	43.40	
2022	43.72	
2016	1:22.38	MEN'S 4X200-METER RELAY
2000	1:31.01	WOMEN'S 4X200-METER RELAY
2005	1:31.57	
2007	1:31.56	
2017	1:33.79	
2019	1:32.78	
2022	1:33.36	
2000	3:30.04	WOMEN'S 4X400-METER RELAY
2001	3:28.34	
2002	3:29.10	
2004	3:29.15	
2005	3:28.00	
2007	3:29.78	
2019	3:32.33	
2022	3:26.53	
1971	3:19.8	MEN'S SPRINT MEDLEY RELAY
1998	3:17.00	
2002	3:16.25	
2003	53.94 [^]	MEN'S SHUTTLE HURDLE RELAY
2015	55.53	
2002	53.96	WOMEN'S SHUTTLE HURDLE RELAY
2005	53.19	
2007	53.54	
2019	56.22	
2010	11.37	WOMEN'S 100-METER DASH LaKya Brookins
1999	13.47	MEN'S 110-METER HURDLES Terrence Trammell
2000	13.34*	Terrence Trammell
2006	13.73	Jason Richardson
2008	13.68	Jason Richardson
2009	13.56	Jason Richardson
2019	13.79	Isaiah Moore
1980	50.6	MEN'S 400-METER HURDLES Tony Rambo
1981	50.9	Tony Rambo
2003	49.63	Ken Ferguson
2007	51.06	Jussi Heikkila
2010	50.09	Johnny Dutch
2015	50.18	Jussi Kanervo
2016	50.54	Jussi Kanervo
2019	50.23	Quincy Hall
2002	56.64	WOMEN'S 400-METER HURDLES Lashinda Demus
2003	56.90	Lashinda Demus
2005	55.70	Tiffany Ross
1988	7-1	MEN'S HIGH JUMP Paul Wiechern
2017	7-4 1/2	Tye Williams
2015	6-1 1/4	WOMEN'S HIGH JUMP Jeannelle Scheper

2018	Lissa Labiche	5-11 1/2
2022	Rachel Glenn	6-0 1/2
1987	Dale Gerke	16-0
2012	Marvin Reitze	18-1
2017	Yann Randrianasolo	25-5 1/2
2018	Yann Randrianasolo	25-1 1/4
2019	Yann Randrianasolo	7.65m
2004	Chelsea Hammond	21-0
2005	Chelsea Hammond	20-9 1/4
2017	Rougui Sow	20-8 1/2
1998	Brad Snyder	65-9 3/4
1999	Brad Snyder	64-5 1/4
2017	Josh Awotunde	65-6
1997	Crystal Brownlee	54-8
1998	Crystal Brownlee	53-3 1/2
2019	Carisma Holland	16.33m
1966	Art Swarts	178-11 1/2
1967	Art Swarts	179-9
2017	Clarence Gallop	220-11
1997	Dawn Ellerbe	204-5
1998	Lisa Misipeka	210-4
1999	Michelle Fournier	193-3
1994	Marcia Chmura	162-0
2009	39.52	MEN'S 4X100-METER RELAY
2014	40.16	
2008	3:10.21	MEN'S 4X400-METER RELAY
2009	3:36.41	WOMEN'S 4X400-METER RELAY
2023	11:19.09	DISTANCE MEDLEY RELAY
2017	Armand Woodley	16-6 3/4
2008	Liza Todd	12-9
2012	Petra Olsen	13-4 1/4
2015	Josh Awotunde	191-3
2014	Kaleb Zuidema	228-6
2015	Shelby Freedman	150-8

RELAYS

2003 MEN'S SHUTTLE MEDLEY RELAY
Corey Taylor, Fred Townsend,
Charles Ryan, Kenneth Ferguson
- Inducted in 2013

WALL OF FAME - INDIVIDUALS

2012 Dawn Ellerbe

COLLEGE AWARD WINNERS

1999 Terrence Trammell
2012 Marvin Reitze

2000 Miki Barber
2005 Tiffany Ross

2005 Tiffany Ross

USA VS. THE WORLD WINNERS - MEN

2002 Terrence Trammell 4X200M RELAY USA Blue

2006 Otis Harris 4X400M RELAY USA Blue

USA VS. THE WORLD WINNERS - WOMEN

2004 Aleen Bailey 4X100M RELAY Jamaica
2007 Lisa Barber USA Red
2008 Lisa Barber, Miki Barber USA Red
2010 Lisa Barber, Miki Barber USA Blue

2003 Demetria Washington 4X400M RELAY USA Red
2005 Lashinda Demus USA Red
2006 Lashinda Demus USA Blue
2008 Natasha Hastings USA Blue
2009 Natasha Hastings USA Red
2010 Lashinda Demus USA Blue
2011 Natasha Hastings USA Red
2012 Natasha Hastings USA Red
2013 Natasha Hastings USA Red
2016 Natasha Hastings USA

2007 Miki Barber SPRINT MEDLEY RELAY USA Red
2008 Aleen Bailey Jamaica
2017 Miki Barber USA Red

* Ran Penn Relays record (13.30) in heats
^ Penn Relays record

WALL OF FAME -

MEN'S INDOOR CONFERENCE RESULTS



ACC

1954 • Chapel Hill, N.C.

1. Maryland	53.75
2. North Carolina	33.75
3. Duke	32
4. Virginia	5
5. CAROLINA	4.75
6. Clemson	0.75

1955 • Chapel Hill, N.C.

1. North Carolina	36
2. Maryland	35.5
3. Duke	24
4. CAROLINA	14
5. N.C. State	9
6. Virginia	7.5
7. Clemson	6

1956 • Raleigh, N.C.

1. Maryland	52.5
2. Duke	28
3. North Carolina	26
4. N.C. State	15
5. Clemson	11
6. Virginia	8
7. CAROLINA	2.5
8. Wake Forest	0

1957 • Raleigh, N.C.

1. Maryland	61.5
2. North Carolina	32
3. Duke	20.5
4. Virginia	13
5. Clemson	7.5
6. N.C. State	6.5
7. CAROLINA	2
8. Wake Forest	0

1958 • Chapel Hill, N.C.

1. Maryland	52.4
2. North Carolina	29.5
3. CAROLINA	18.5
Duke	18.5
5. Clemson	9
6. Virginia	7.8
7. N.C. State	5.4
8. Wake Forest	1.5

1959 • Chapel Hill, N.C.

1. Maryland	72.5
2. North Carolina	23.5
3. Duke	21
4. CAROLINA	10
5. Clemson	9
6. N.C. State	3
7. Virginia	2
8. Wake Forest	2

1960 • Chapel Hill, N.C.

1. Maryland	82
2. North Carolina	30
3. Duke	28.7
4. CAROLINA	25.9
5. Clemson	10
6. Virginia	8.2
N.C. State	8.2
8. Wake Forest	0

1961 • Chapel Hill, N.C.

1. Maryland	81.5
2. North Carolina	48.5
3. Duke	20.33
4. Clemson	19
5. Virginia	13.33
6. CAROLINA	9
7. N.C. State	3
8. Wake Forest	0.33

1962 • Chapel Hill, N.C.

1. Maryland	61
2. North Carolina	4.4
3. Clemson	28.5
4. Duke	22.5
5. CAROLINA	17.5
6. Virginia	13.5
7. N.C. State	4
8. Wake Forest	3.5

1963 • Chapel Hill, N.C.

1. Maryland	81.5
2. North Carolina	56
3. Duke	25.5
4. Clemson	22
5. CAROLINA	4
Wake Forest	4
7. N.C. State	2
8. Virginia	0

1964 • Chapel Hill, N.C.

1. Maryland	82
2. North Carolina	37
3. CAROLINA	22
4. Duke	17
5. Clemson	16
6. Wake Forest	10
7. N.C. State	6
8. Virginia	5

1965 • Raleigh, N.C.

1. Maryland	91
2. North Carolina	18
3. Duke	15
4. CAROLINA	14
5. N.C. State	12
6. Clemson	11
7. Wake Forest	10
8. Virginia	9

1966 • Chapel Hill, N.C.

1. Maryland	85
2. North Carolina	32.5
3. N.C. State	16
4. Duke	15
5. CAROLINA	13
6. Clemson	8
7. Wake Forest	5.5
8. Virginia	4

1967 • Chapel Hill, N.C.

1. Maryland	79
2. North Carolina	34
3. Clemson	18
4. Duke	17.5
5. CAROLINA	14.5
6. N.C. State	13
7. Wake Forest	3
8. Virginia	1

1968 • Chapel Hill, N.C.

1. Maryland	106
2. North Carolina	32
3. Duke	20
4. CAROLINA	12
5. N.C. State	10
6. Virginia	8
7. Clemson	4
8. Wake Forest	0

1969 • Chapel Hill, N.C.

1. Maryland	103.5
2. North Carolina	27.5
3. Duke	19
4. CAROLINA	16
5. Clemson	13
6. Virginia	11
7. N.C. State	2
8. Wake Forest	0

1970 • Chapel Hill, N.C.

1. Maryland	76.5
2. North Carolina	34.5
3. CAROLINA	24
4. Duke	21
5. Clemson	18
6. Virginia	11
7. N.C. State	6
8. Wake Forest	1

1971 • Chapel Hill, N.C.

1. Maryland	49.5
2. Duke	34
3. North Carolina	32
4. CAROLINA	30
5. Clemson	17.5
6. N.C. State	12
7. Virginia	12
8. Wake Forest	5

SEC

1992 • Gainesville, Fla.

1. Arkansas	146
2. Florida	123
3. Tennessee	108
4. LSU	78
5. Georgia	64
6. Auburn	34
7. Alabama	31
8. CAROLINA	27
9. Mississippi	24
10. Mississippi State	19
11. Kentucky	9

1993 • Baton Rouge, La.

1. Arkansas	156
2. Tennessee	81
3. LSU	70
4. Florida	68
5. Georgia	49
6. Mississippi	47
7. Alabama	46
8. Auburn	38
9. CAROLINA	37
10. Kentucky	26
11. Mississippi State	5

1994 • Gainesville, Fla.

1. Arkansas	157.33
2. Tennessee	87
3. Georgia	66
4. LSU	64.83
5. Florida	58.33
6. Mississippi	44
7. CAROLINA	43
8. Kentucky	42
9. Auburn	32
10. Alabama	17.5
11. Mississippi State	11

1995 • Baton Rouge, La.

1. Arkansas	143
2. Tennessee	88
3. Kentucky	75
4. LSU	69.5
5. CAROLINA	54
6. Florida	49.5
7. Georgia	46
8. Alabama	39
9. Auburn	30
10. Mississippi	27
11. Mississippi State	2

1996 • Lexington, Ky.

1. Tennessee	102
2. Arkansas	93.5
3. Kentucky	85
4. Auburn	71
5. CAROLINA	65
6. LSU	60
7. Florida	48.5
8. Georgia	42.5
9. Alabama	33
10. Mississippi State	14
11. Mississippi	9.5

1997 • Gainesville, Fla.

1. Arkansas	147.5
2. Florida	101
3. Tennessee	71.5
4. CAROLINA	70.5
5. LSU	62
6. Auburn	54
7. Kentucky	47
8. Alabama	25
9. Georgia	17
10. Mississippi	15.5
11. Mississippi State	13

1998 • Baton Rouge, La.

1. Arkansas	181
2. LSU	77
3. Florida	71
4. CAROLINA	70
5. Tennessee	65
6. Auburn	49
7. Alabama	35
8. Kentucky	32
9. Georgia	25
10. Mississippi	14
11. Mississippi State	5

1999 • Gainesville, Fla.

1. Arkansas	152
2. CAROLINA	81
3. Florida	74
4. Tennessee	63
5. Alabama	60
6. LSU	57
7. Auburn	35
8. Georgia	35
9. Mississippi	33
10. Kentucky	27
11. Mississippi State	7

2000 • Fayetteville, Ark.

1. Arkansas	168
2. LSU	84.5
3. Florida	73
4. Alabama	63
5. Tennessee	58
6. Auburn	50
7. Georgia	34.5
8. CAROLINA	33.5
9. Kentucky	24.5
10. Mississippi State	17.5
Mississippi	17.5

2001 • Lexington, Ky.

1. Arkansas	108
2. LSU	81
3. Tennessee	80
4. Florida	67
5. Alabama	63
6. Georgia	62
7. CAROLINA	44
8. Kentucky	44
9. Auburn	35
10. Mississippi	26
11. Mississippi State	13

2002 • Fayetteville, Ark.

1. Arkansas	137
2. Tennessee	130
3. Alabama	74
4. LSU	72
5. Florida	46.5
6. Georgia	40.5
7. Auburn	40
8. Kentucky	35
9. CAROLINA	34
10. Mississippi State	27
Mississippi	27

2003 • Gainesville, Fla.

1. Arkansas	120
2. Florida	90.5
3. CAROLINA	78.5
4. Tennessee	69
5. Auburn	59.5
6. LSU	59
7. Kentucky	53
8. Georgia	46
9. Alabama	39.5
10. Mississippi State	26
11. Mississippi	22

2004 • Lexington, Ky.

1. Florida	132
2. Arkansas	126
3. Auburn	83
4. LSU	71
5. Georgia	71
6. Tennessee	60
7. CAROLINA	35
8. Kentucky	32
9. Alabama	31
10. Mississippi	16

2005 • Fayetteville, Ark.

1. Arkansas	155
2. Florida	92
3. Tennessee	89
4. Auburn	67.5
5. Georgia	67
6. LSU	66
7. CAROLINA	42.5
8. Mississippi	33
9. Alabama	32
10. Kentucky	19

2006 • Gainesville, Fla.

1. Arkansas	141
2. Tennessee	106
3. Florida	100
4. LSU	77
5. CAROLINA	63.5
6. Georgia	48.5
7. Alabama	43
8. Auburn	38
9. Mississippi	25
10. Kentucky	21

2007 • Lexington, Ky.

1. Arkansas	126
2. Tennessee	115.50
3. Florida	93.50
4. LSU	79.50
5. Georgia	66
6. Auburn	59
7. Kentucky	40
8. Alabama	33
9. Mississippi	27
10. CAROLINA	23.50

2008 • Fayetteville, Ark.

1. Arkansas	124
2. LSU	108
3. Tennessee	99.5
4. Florida	79.5
5. Georgia	72
6. Kentucky	48
7. CAROLINA	42
8. Auburn	37
9. Alabama	30
10. Mississippi	21

2009 • Lexington, Ky.

1. Arkansas	130
2. Florida	102
3. Tennessee	78
T4. CAROLINA	65
T4. Auburn	65
6. LSU	64
7. Kentucky	48
8. Georgia	47
9. Alabama	35
10. Mississippi	29

2010 • Fayetteville, Ark.

1. Arkansas	123
2. Florida	119
3. LSU	108.5
4. CAROLINA	67
5. Georgia	61
6. Auburn	50
7. Alabama	47
8. Mississippi	37
9. Kentucky	26
10. Tennessee	24.5

2011 • Fayetteville, Ark.

1. Florida	148
2. Arkansas	136.5
3. LSU	98
4. Alabama	65.5
5. Georgia	55.33
6. Auburn	47.33
7. Tennessee	46.33
8. CAROLINA	26
9. Kentucky	20
10. Mississippi	19

2012 • Lexington, Ky.

1. Arkansas	151
2. Florida	137
3. Georgia	85.5
4. LSU	68.5
5. Auburn	56
6. Mississippi	53.5
7. Tennessee	40.5
8. Kentucky	38
9. CAROLINA	18
10. Alabama	14

2013 • Fayetteville, Ark.

1. Arkansas	152.50
2. Florida	117
3. Texas A&M	88.50
4. Georgia	56
5. LSU	44
6. Auburn	41
7. Alabama	40
8. Missouri	32
Tennessee	32
10. Kentucky	30
11. Mississippi	22
12. CAROLINA	7

2014 • College Station, Texas

1. Arkansas	121
2. Florida	106
3. Texas A&M	83.33
4. Alabama	76
5. Kentucky	69.33
6. Georgia	39
7. Mississippi	36
8. Auburn	34.33
9. Tennessee	34
10. LSU	26
11. Missouri	24
12. CAROLINA	14

2015 • Lexington, Ky.

1. Florida	114
2. Arkansas	89

MEN'S INDOOR CONFERENCE RESULTS



2021 • Fayetteville, Ark.

1.	Arkansas	116
2.	LSU	93
3.	Alabama	72
4.	Ole Miss	70.5
5.	Florida	57
6.	Tennessee	50
7.	Kentucky	47
8.	Auburn	45
9.	Texas A&M	44.5
10.	Georgia	31
11.	CAROLINA	16
12.	Missouri	15
13.	Mississippi State	5

2022 • College Station, Texas

1.	Arkansas	86
2.	Florida	77
3.	Alabama	71
4.	Kentucky	64
5.	Ole Miss	59
6.	Tennessee	50
7.	Georgia	47
8.	LSU	46
9.	Texas A&M	42
10.	Auburn	33
	Missouri	33
12.	CAROLINA	30
13.	Mississippi State	24

2023 • Fayetteville, Ark.

1.	Arkansas	100.25
2.	Florida	73
3.	Alabama	63
4.	Georgia	59
5.	Tennessee	54
6.	Ole Miss	50.25
7.	Kentucky	48
8.	LSU	47
9.	Auburn	43.25
10.	Texas A&M	42
11.	CAROLINA	33
12.	Mississippi State	31
13.	Missouri	11.25

MEN'S OUTDOOR CONFERENCE RESULTS



ACC

1954 • College Park, Md.

1. Maryland	59.2
2. North Carolina	57.7
3. Duke	42.9
4. CAROLINA	35.2
5. Virginia	16.5
6. Clemson	6.5
7. N.C. State	5

1955 • Chapel Hill, N.C.

1. North Carolina	55.25
2. Maryland	54
3. Duke	37
4. CAROLINA	28.25
5. Virginia	16.5
6. Clemson	16
7. N.C. State	13
8. Wake Forest	5

1956 • Durham, N.C.

1. Maryland	71
2. Duke	36.2
3. North Carolina	32.9
4. Clemson	25.5
5. CAROLINA	25.2
6. Virginia	20.5
7. N.C. State	8.7
8. Wake Forest	5

1957 • Chapel Hill, N.C.

1. Maryland	83.5
2. North Carolina	47.5
3. Duke	32.5
4. CAROLINA	24.5
5. Virginia	23.5
6. Clemson	13
7. N.C. State	5
8. Wake Forest	0

1958 • Durham, N.C.

1. Maryland	72.5
2. Duke	44
3. North Carolina	37
4. CAROLINA	24
5. Clemson	23
6. Virginia	22.5
7. N.C. State	2
8. Wake Forest	0

1959 • Columbia, S.C.

1. Maryland	106.5
2. Duke	37
3. North Carolina	30
4. CAROLINA	20
5. Clemson	12.7
6. Virginia	8.75
7. N.C. State	6
8. Wake Forest	3

1960 • College Park, Md.

1. Maryland	98
2. Duke	40
3. North Carolina	28.5
4. CAROLINA	20
5. Clemson	19.5
6. Virginia	16
7. Wake Forest	2
8. N.C. State	1

1961 • Durham, N.C.

1. Maryland	82.5
2. North Carolina	44.5
3. Duke	40
4. CAROLINA	21
5. Clemson	21
6. Virginia	16
7. N.C. State	0
8. Wake Forest	0

1962 • Columbia, S.C.

1. Maryland	77.5
2. North Carolina	43
3. Duke	34
4. CAROLINA	28
5. Clemson	26
6. Virginia	22
7. Wake Forest	2.5
8. N.C. State	2

1963 • Chapel Hill, N.C.

1. Maryland	100.5
2. Duke	46
3. North Carolina	43.5
4. Clemson	37
5. CAROLINA	13
6. Virginia	7
7. Wake Forest	6
8. N.C. State	2

1964 • College Park, Md.

1. Maryland	95
2. Clemson	61
3. North Carolina	41
4. CAROLINA	23
5. Duke	17
6. Virginia	8
7. N.C. State	6
8. Wake Forest	4

1965 • Raleigh, N.C.

1. Maryland	95
2. Clemson	38
3. North Carolina	35
4. CAROLINA	32
5. Duke	20
6. N.C. State	17
7. Wake Forest	10
8. Virginia	8

1966 • Columbia, S.C.

1. Maryland	103
2. CAROLINA	54
3. North Carolina	23
4. Duke	19
5. N.C. State	17
6. Clemson	15
7. Wake Forest	14
8. Virginia	10

1967 • Durham, N.C.

1. Maryland	98
2. N.C. State	37
3. Clemson	29
4. CAROLINA	28
5. North Carolina	26
6. Duke	18
7. Virginia	13
8. Wake Forest	6

1968 • Chapel Hill, N.C.

1. Maryland	134
2. CAROLINA	31
3. Clemson	31
4. North Carolina	28
5. Duke	19
6. Virginia	18
7. N.C. State	10
8. Wake Forest	1

1969 • Durham, N.C.

1. Maryland	117.5
2. CAROLINA	50.5
3. Duke	35
4. North Carolina	28
5. Clemson	19
6. Virginia	14
7. N.C. State	7
8. Wake Forest	1

1970 • Raleigh, N.C.

1. Maryland	89
2. CAROLINA	47
3. Clemson	37
4. North Carolina	31
5. Duke	30
6. Wake Forest	15
7. N.C. State	12
8. Virginia	11

1971 • Columbia, S.C.

1. Maryland	71
2. CAROLINA	66
3. Duke	41
4. North Carolina	40
5. Virginia	30
6. Clemson	24
7. N.C. State	16
8. Wake Forest	0

METRO

1984 • Tallahassee, Fla.

1. Florida State	181
2. Virginia Tech	116
3. CAROLINA	88
4. Cincinnati	84

5. Southern Miss

82	11. Mississippi State	15
64	6. Memphis State	27
27	7. Tulane	9
9	8. Louisville	9

1985 • Tallahassee, Fla.

209	1. Florida State	209
95	2. Cincinnati	95
88	3. Virginia Tech	88
83	4. CAROLINA	83
52	5. Southern Miss	52
43	6. Tulane	43
41	7. Louisville	41
40	8. Memphis State	40

1986 • Tallahassee, Fla.

181	1. Florida State	181
130	2. Virginia Tech	130
119	3. CAROLINA	119
75	4. Cincinnati	75
72	5. Memphis State	72
63	6. Southern Miss	63
14	7. Louisville	14

1987 • Columbia, S.C.

198	1. Florida State	198
140	2. CAROLINA	140
119	3. Cincinnati	119
104	4. Virginia Tech	104
42	5. Southern Miss	42
37	6. Memphis State	37
10	7. Louisville	10

1988 • Tallahassee, Fla.

208.5	1. Florida State	208.5
164	2. CAROLINA	164
140	3. Cincinnati	140
82.5	4. Southern Miss	82.5
30	5. Louisville	30
15	6. Memphis State	15
8	7. Virginia Tech	8

1990 • Tallahassee, Fla.

172.5	1. Florida State	172.5
136.5	2. CAROLINA	136.5
105.3	3. Cincinnati	105.3
78	4. Virginia Tech	78
63	5. Memphis State	63
49	6. Southern Miss	49
36	7. Tulane	36
8.3	8. Louisville	8.3

1991 • Columbia, S.C.

227	1. Florida State	227
148	2. CAROLINA	148
91	3. Cincinnati	91
76	4. Virginia Tech	76
63	5. Memphis State	63
23	6. Tulane	23
17	7. Southern Miss	17
6	8. Louisville	6

SEC

1992 • Starkville, Miss.

176	1. Arkansas	176
149	2. Tennessee	149
138	3. LSU	138
109	4. Florida	109
66	5. Georgia	66
57	6. Alabama	57
26	7. Mississippi State	26
25	8. Kentucky	25
22	9. Tennessee	22
16	10. CAROLINA	16
16	11. Auburn	16

1993 • Knoxville, Tenn.

163	1. Arkansas	163
138	2. LSU	138
135	3. Tennessee	135
81	4. Florida	81
67	5. Alabama	67
57	6. Georgia	57
57	7. Mississippi	57
40	8. CAROLINA	40
38	9. Auburn	38
26	10. Kentucky	26

1994 • Fayetteville, Ark.

223	1. Arkansas	223
145	2. Tennessee	145
93	3. LSU	93
74	4. CAROLINA	74
60	5. Georgia	60
58	6. Florida	58
49	7. Kentucky	49
36	8. Mississippi	36
33.5	9. Alabama	33.5
31	10. Mississippi State	31
16.5	11. Auburn	16.5

1995 • Tuscaloosa, Ala.

171	1. Arkansas	171
155.5	2. Tennessee	155.5
118.5	3. LSU	118.5
77.5	4. Kentucky	77.5
55.5	5. Georgia	55.5
53	6. Auburn	53
49	7. Florida	49
48.5	8. CAROLINA	48.5
42	9. Alabama	42
31	10. Mississippi	31
16.5	11. Mississippi State	16.5

1996 • Lexington, Ky.

170	1. Arkansas	170
141	2. Tennessee	141
105.5	3. LSU	105.5
85.5	4. Auburn	85.5
85	5. CAROLINA	85
79	6. Kentucky	79
51	7. Alabama	51
30	8. Florida	30
29	9. Mississippi State	29
22	10. Mississippi	22
20	11. Georgia	20

1997 • Auburn, Ala.

188	1. Arkansas	188
115	2. Florida	115
97	3. LSU	97
88	4. Tennessee	88
84.5	5. CAROLINA	84.5
78	6. Auburn	78
42.5	7. Mississippi	42.5
41	8. Alabama	41
37	9. Kentucky	37
26	10. Mississippi State	26
20	11. Georgia	20

1998 • Gainesville, Fla.

183	1. Arkansas	183
135.5	2. LSU	135.5
110	3. Florida	110
86	4. Tennessee	86
84	5. CAROLINA	84
64	6. Georgia	64
54	7. Auburn	54
42	8. Alabama	42
23	9. Kentucky	23
21.5	10. Mississippi	21.5
16	11. Mississippi State	16

1999 • Athens, Ga.

147.5	1. Arkansas	147.5
100.67	2. Florida	100.67
99.5	3. Tennessee	99.5
98	4. Auburn	98
93	5. LSU	93
70.33	6. CAROLINA	70.33
64	7. Alabama	64
63	8. Georgia	63
48	9. Mississippi	48
21	10. Kentucky	21
13	11. Mississippi State	13

2000 • Baton Rouge, La.

171	1. Arkansas	171
134	2. LSU	134
107.75	3. Tennessee	107.75
100	4. Auburn	100
91	5. Florida	91
86	6. Alabama	86
85.75	7. Georgia	85.75
28.75	8. CAROLINA	28.75
28	9. Mississippi State	28
18	10. Mississippi	18
15.75	11. Kentucky	15.75

2001 • Columbia, S.C.

153	1. Tennessee	153
107.5	2. Florida	107.5
104	3. Arkansas	104
91.5	4. Alabama	91.5

5. Georgia

78	5. Georgia	78
77.5	6. LSU	77.5
71	7. Auburn	71
68	8. CAROLINA	68
28	9. Kentucky	28
19.5	10. Mississippi State	19.5
18	11. Mississippi	18

2002 • Starkville, Miss.

147	1. Tennessee	147
133	2. Arkansas	133
107	3. Florida	107
105	4. LSU	105
84.5	5. Georgia	84.5
58	6. Alabama	58
50.5	7. CAROLINA	50.5
50	8. Auburn	50
35	9. Mississippi State	35
25	10. Mississippi	25
23	11. Kentucky	23

2003 • Knoxville, Tenn.

149	1. Arkansas	149
111.5	2. Tennessee	111.5
89	3. Georgia	89
85	4. Auburn	85
84	5. Florida	84
75	6. CAROLINA	75
75	7. LSU	75
69	8. Mississippi State	69
32.5	9. Alabama	32.5
27	10. Kentucky	27
16	11. Mississippi	16



MEN'S OUTDOOR CONFERENCE RESULTS

2016 • Tuscaloosa, Ala.

1. Arkansas	121	4. Georgia	75
2. Texas A&M	101	5. Texas A&M	73
3. Alabama	88	6. Florida	70
4. LSU	86	7. Alabama	58
5. Ole Miss	66.5	8. Ole Miss	58
6. Florida	64	9. Auburn	41
7. Georgia	58	10. Kentucky	35
8. Missouri	55	11. Mississippi State	34
9. Tennessee	53.5	12. CAROLINA	32
10. Kentucky	48.5	13. Missouri	18
11. CAROLINA	33.5		
12. Miss. State	29		
13. Auburn	15		

2017 • Columbia, S.C.

1. Texas A&M	119
2. Arkansas	106
3. Alabama	103
4. Florida	81.5
5. Georgia	75
6. Mississippi	67
7. LSU	57
8. CAROLINA	46
9. Tennessee	45.5
9. Auburn	45.5
11. Kentucky	31.5
12. Missouri	28
13. Mississippi State	14

2018 • Knoxville, Tenn.

1. Florida	111
2. Texas A&M	100
3. Arkansas	99
4. Alabama	97.666
5. Georgia	71
6. Tennessee	65.5
7. Kentucky	54.333
8. LSU	48
9. Ole Miss	43
10. Auburn	41
11. Mississippi State	39
12. CAROLINA	33
13. Missouri	13

2019 • Knoxville, Tenn.

1. LSU	105
2. Florida	95
3. Arkansas	91
4. Texas A&M	86.5
5. Alabama	77
6. Kentucky	72.5
7. Tennessee	68
8. Mississippi State	57
9. Georgia	43
10. CAROLINA	41
11. Ole Miss	34
12. Missouri	32
13. Auburn	17

2020

N/A

2021 • College Station, Texas

1. Arkansas	129
2. Alabama	109
3. LSU	108
4. Florida	74
5. Kentucky	70
6. Tennessee	67
7. Texas A&M	67
8. Georgia	48
9. Ole Miss	43
10. Auburn	30
11. Mississippi State	29
12. CAROLINA	23
13. Missouri	22

2022 • Oxford, Miss.

1. Arkansas	121
2. Alabama	114
3. Tennessee	83
4. Florida	78
5. Georgia	75
6. Texas A&M	70
7. LSU	69
8. Kentucky	47
9. Missouri	38
10. Auburn	33
11. Mississippi State	31
12. CAROLINA	30
13. Ole Miss	25

2023 • Baton Rouge, La.

1. Arkansas	149
2. LSU	89
3. Tennessee	87

WOMEN'S INDOOR CONFERENCE RESULTS



SEC

1992 • Gainesville, Fla.

1. Florida	139
2. LSU	120
3. Arkansas	78
4. Tennessee	69
5. Alabama	59
6. Auburn	53
7. Georgia	50
8. Mississippi State	10
9. Mississippi	9
10. CAROLINA	8
11. Vanderbilt	6
12. Kentucky	4

1993 • Baton Rouge, La.

1. LSU	133
2. Florida	89
3. Arkansas	71
4. Alabama	58
5. Tennessee	54
6. Auburn	53
7. Georgia	49
8. Kentucky	15
9. CAROLINA	8
Mississippi	8
11. Vanderbilt	6
12. Mississippi State	2

1994 • Gainesville, Fla.

1. Alabama	113
2. LSU	111
3. Arkansas	80
4. Tennessee	73.33
5. Kentucky	36
6. Auburn	32
7. Florida	31
8. CAROLINA	29
9. Georgia	24.33
10. Mississippi	15
11. Mississippi State	1
12. Vanderbilt	0.33

1995 • Baton Rouge, La.

1. LSU	116
2. Georgia	96.5
3. Arkansas	69
4. Tennessee	64
5. Florida	63
6. Auburn	49.5
7. Alabama	29
8. CAROLINA	26.5
9. Kentucky	18
10. Mississippi	7.5
11. Mississippi State	5
12. Vanderbilt	2

1996 • Lexington, Ky.

1. LSU	96.5
2. Auburn	84
3. Georgia	83.5
4. Florida	73
5. CAROLINA	64
6. Arkansas	58
7. Tennessee	47
8. Kentucky	26
9. Vanderbilt	25
10. Alabama	19
11. Mississippi	5
12. Mississippi State	4

1997 • Gainesville, Fla.

1. Florida	131
2. LSU	110
3. Auburn	88
4. CAROLINA	70
5. Kentucky	37
6. Georgia	35
7. Arkansas	33
8. Tennessee	33
9. Vanderbilt	22
10. Mississippi State	18
11. Mississippi	7
12. Alabama	1

1998 • Baton Rouge, La.

1. LSU	95
2. Arkansas	88
3. Florida	85
4. CAROLINA	84
5. Auburn	80.5
6. Tennessee	51.5
7. Georgia	50
8. Vanderbilt	45

9. Kentucky	33
10. Mississippi State	6
11. Mississippi	5
12. Alabama	1

1999 • Gainesville, Fla.

1. LSU	114
2. Florida	106.5
3. CAROLINA	76
4. Arkansas	73
5. Tennessee	72.5
6. Georgia	44
7. Alabama	35
8. Mississippi	30
9. Auburn	27
10. Kentucky	26
11. Vanderbilt	18
12. Mississippi State	2

2000 • Fayetteville, Ark.

1. Arkansas	140
2. Florida	96
3. CAROLINA	94
4. LSU	65
5. Georgia	62
6. Auburn	47.5
7. Alabama	43
8. Tennessee	35
9. Mississippi	18
10. Mississippi State	8
Vanderbilt	8
12. Kentucky	7.5

2001 • Lexington, Ky.

1. Arkansas	137
2. Florida	109
3. CAROLINA	90
4. LSU	77
5. Georgia	61.5
6. Mississippi	31
7. Auburn	30
8. Alabama	26
9. Kentucky	21.5
10. Tennessee	16
11. Mississippi State	13
12. Vanderbilt	11

2002 • Fayetteville, Ark.

1. Florida	147
2. Arkansas	139
3. LSU	100
4. CAROLINA	89
5. Auburn	71
6. Georgia	26
7. Tennessee	21
8. Kentucky	19
9. Mississippi State	15
10. Vanderbilt	13
11. Alabama	11
12. Mississippi	9

2003 • Gainesville, Fla.

1. Arkansas	129
2. CAROLINA	108.5
3. Florida	105
4. LSU	88
5. Auburn	62
6. Georgia	55.5
7. Kentucky	48
8. Mississippi State	29
9. Tennessee	25
10. Vanderbilt	9
Mississippi	2
12. Alabama	2

2004 • Lexington, Ky.

1. Florida	105.5
2. Tennessee	99.5
3. LSU	84.5
4. Georgia	81
5. CAROLINA	72
6. Arkansas	50.5
7. Auburn	48
8. Kentucky	42
9. Vanderbilt	25
Alabama	25
11. Mississippi State	21
12. Mississippi	9

2005 • Fayetteville, Ark.

1. Tennessee	135.5
2. Arkansas	120
3. LSU	75.5
4. Florida	74.5
5. CAROLINA	70.5
6. Georgia	54
7. Auburn	46

8. Alabama	36
9. Vanderbilt	19
10. Kentucky	14
11. Mississippi	10
12. Mississippi State	8

2006 • Gainesville, Fla.

1. Georgia	101.5
2. Auburn	96
3. CAROLINA	78.5
Tennessee	78.5
5. Arkansas	73
6. Alabama	70.5
7. LSU	62.5
8. Florida	45.5
9. Kentucky	26
10. Mississippi	16
11. Mississippi State	13
12. Vanderbilt	2

2007 • Lexington, Ky.

1. Tennessee	120
2. Georgia	103
3. LSU	101
4. Arkansas	83
5. CAROLINA	52
6. Florida	42
7. Kentucky	40
8. Auburn	39.50
9. Mississippi	36
10. Alabama	21.50

2008 • Fayetteville, Ark.

1. LSU	133
2. Tennessee	116
3. Arkansas	93
4. Florida	90
5. Kentucky	57
6. Mississippi	49
7. Alabama	43
8. Auburn	27
9. CAROLINA	20.5
10. Georgia	14.5
11. Mississippi State	12
12. Vanderbilt	8

2009 • Lexington, Ky.

1. Tennessee	111
2. LSU	105
3. Arkansas	97
4. Florida	84
5. CAROLINA	57
6. Auburn	54
7. Kentucky	49.50
8. Mississippi	32
9. Mississippi State	28
10. Alabama	26.50
11. Georgia	14
12. Vanderbilt	5

2010 • Fayetteville, Ark.

1. Florida	110
2. Arkansas	82
3. LSU	79.5
4. Tennessee	77
5. Georgia	65.5
6. Auburn	55
7. CAROLINA	53
8. Alabama	51
9. Kentucky	38
10. Ole Miss	30
11. Mississippi State	16
12. Vanderbilt	5

2011 • Fayetteville, Ark.

1. LSU	135
2. Arkansas	118
3. Tennessee	78
4. Auburn	57
5. Florida	55
6. Georgia	54
7. CAROLINA	51
8. Kentucky	38
9. Alabama	33
10. Mississippi	24
11. Vanderbilt	11
12. Mississippi State	9

2012 • Lexington, Ky.

1. Florida	132
2. LSU	109
3. Arkansas	99
4. Tennessee	68
5. Georgia	52
6. Auburn	49
7. Mississippi St.	35
8. Mississippi	34

9. Alabama	32
10. CAROLINA	31
11. Vanderbilt	15
12. Kentucky	7

2013 • Fayetteville, Ark.

1. Arkansas	114.5
2. LSU	109.5
3. Texas A&M	88
4. Florida	87.5
5. Georgia	52.5
6. CAROLINA	50
7. Kentucky	34
8. Tennessee	29
9. Missouri	28
10. Alabama	25
11. Mississippi St.	18
12. Mississippi	11
13. Auburn	9
14. Vanderbilt	5

2014 • College Station, Texas

1. Florida	102
2. Texas A&M	96.5
3. Arkansas	93.5
4. Kentucky	72
5. Georgia	64.5
6. LSU	47
7. Tennessee	35
8. Mississippi St.	32
9. Missouri	29.5
10. Alabama	27
11. Auburn	25
12. CAROLINA	21.5
13. Vanderbilt	15.5

2015 • Lexington, Ky.

1. Arkansas	130
2. Florida	86
3. Texas A&M	81.9
4. Kentucky	76
5. LSU	51
6. Georgia	50
7. Mississippi State	36.7
8. Alabama	34
9. Missouri	32
10. Tennessee	22
11. Auburn	21
12. Vanderbilt	11
13. Mississippi	14.2
14. CAROLINA	9

2016 • Fayetteville, Ark.

1. Arkansas	110
2. LSU	67
3. Georgia	65
4. Tennessee	64
4. Florida	64
6. Kentucky	48
6. Texas A&M	44
8. Alabama	43
9. Mississippi State	42
10. Auburn	33
11. CAROLINA	26
12. Vanderbilt	24
13. Missouri	17
14. Ole Miss	16

2017 • Nashville, Tenn.

1. Arkansas	106.5
2. LSU	94
3. Kentucky	71
4. Georgia	64
5. Ole Miss	60.5
6. Alabama	55
7. Texas A&M	47
8. Florida	45
9. Mississippi State	30.5
10. Missouri	29
11. Auburn	26
12. Tennessee	13.5
13. CAROLINA	9
13. Vanderbilt	9

2018 • College Station, Texas

1. Arkansas	108
2. Georgia	84.5
3. Kentucky	74
4. LSU	63
5. Texas A&M	62
6. Florida	61
7. Ole Miss	42
8. Alabama	37
9. Missouri	35.5
10. Mississippi State	31
11. Tennessee	21
12. CAROLINA	17

13. Auburn	16
14. Vanderbilt	11

2019 • College Station, Texas

1. Arkansas	151
2. Texas A&M	70
3. Alabama	67
4. Florida	61
5. LSU	58
6. Kentucky	51
7. Georgia	49
8. Tennessee	40
9. Auburn	37
10. Missouri	25
11. Ole Miss	20
12. CAROLINA	14
13. Mississippi State	10
14. Vanderbilt	9

2020 • College Station, Texas

1. Arkansas	102
2. LSU	87.5
3. Georgia	78
4. Alabama	67
5. Kentucky	63
6. Texas A&M	58
7. Florida	45
T8. Tennessee	43
T8. Ole Miss	43
10. Missouri	24.5
11. Auburn	19
12. CAROLINA	18
13. Mississippi State	9
14. Vanderbilt	6

2021 • Fayetteville, Ark.

1. Arkansas	141
2. Florida	81
3. Georgia	69
4. LSU	62
5. Kentucky	57
6. Alabama	56
7. Ole Miss	50
8. Texas A&M	38
9. Tennessee	32
10. Auburn	30.5
11. Missouri	18
12. CAROLINA	13
13. Mississippi State	11.5
14. Vanderbilt	3

2022 • College Station, Texas

1. Arkansas	127.5
2. Florida	97
3. Kentucky	79
4. LSU	64
5. Ole Miss	63.5
6. Tennessee	50
7. Texas A&M	48
8. Alabama	28
9. Georgia	23
10. Auburn	20
11. Mississippi State	18
12. CAROLINA	17
13. Vanderbilt	16
14. Missouri	11

2023 • Fayetteville, Ark.

1. Arkansas	120.5
2. Florida	84
3. Tennessee	56.33
4. Alabama	54
Ole Miss	54
6. Georgia	53
7. Kentucky	51.33
8. LSU	47
9. Vanderbilt	32
10. Texas A&M	26.5
11. CAROLINA	26
12. Auburn	17.33
13. Missouri	14
14. Mississippi State	10



WOMEN'S OUTDOOR CONFERENCE RESULTS

METRO

1989 • Columbia, S.C.

1. Florida State	261
2. Virginia Tech	111
3. Memphis State	89
4. Louisville	55
5. Southern Miss	29
6. CAROLINA	16
7. Cincinnati	8

1990 • Tallahassee, Fla.

1. Florida State	285
2. CAROLINA	79
3. Memphis State	67
4. Tulane	58.5
5. Virginia Tech	36
6. Southern Miss	32
7. Louisville	28.5

1991 • Columbia, S.C.

1. Florida State	236
2. Memphis State	115
3. Tulane	59
4. Virginia Tech	54
5. CAROLINA	48
6. Southern Miss	45.5
7. Louisville	20.5

SEC

1992 • Starkville, Miss.

1. Florida	169
2. LSU	147
3. Alabama	100
4. Arkansas	99
5. Tennessee	75.5
6. Auburn	54
7. Georgia	42.5
8. Mississippi	24
9. Kentucky	11
Vanderbilt	11
11. Mississippi State	7
12. CAROLINA	0

1993 • Knoxville, Tenn.

1. LSU	175
2. Arkansas	111
3. Alabama	100
4. Florida	96
5. Tennessee	81
6. Auburn	52
7. Georgia	45
8. Mississippi	22
9. Kentucky	15
10. CAROLINA	13
Mississippi State	13
12. Vanderbilt	10

1994 • Fayetteville, Ark.

1. Alabama	134
2. LSU	133.5
3. Tennessee	125
4. Arkansas	85
5. CAROLINA	56
6. Georgia	53
7. Auburn	50
8. Florida	38
9. Kentucky	33
10. Mississippi	25
11. Vanderbilt	7.5
12. Mississippi State	0

1995 • Tuscaloosa, Ala.

1. Georgia	135.5
2. LSU	124
3. Tennessee	90
4. Florida	87
5. Arkansas	79.5
6. Auburn	76
7. Kentucky	49
8. CAROLINA	31
9. Alabama	28
10. Mississippi State	20
11. Mississippi	9
Vanderbilt	9

1996 • Lexington, Ky.

1. LSU	145
2. CAROLINA	103
3. Auburn	94
4. Georgia	88
5. Arkansas	72
6. Florida	60
7. Alabama	53
8. Kentucky	52
9. Tennessee	47
10. Vanderbilt	34
11. Mississippi	24
12. Mississippi State	7

1997 • Auburn, Ala.

1. Florida	140
2. LSU	120
3. CAROLINA	103
4. Auburn	102
5. Arkansas	67
6. Georgia	65
7. Tennessee	64
8. Vanderbilt	57
9. Kentucky	26
10. Mississippi	23
11. Mississippi State	7
12. Alabama	2

1998 • Gainesville, Fla.

1. Florida	142
2. CAROLINA	121
3. Georgia	109
4. Arkansas	89.5
5. LSU	77
6. Auburn	76
7. Tennessee	65
8. Vanderbilt	53
9. Kentucky	32
10. Alabama	25
11. Mississippi	19
12. Mississippi State	10

1999 • Athens, Ga.

1. CAROLINA	138
2. Florida	123.5
3. LSU	114.5
4. Georgia	107.5
5. Arkansas	90
6. Tennessee	61
7. Alabama	50
8. Vanderbilt	47.5
9. Kentucky	35
10. Mississippi	28
11. Auburn	13
12. Mississippi State	10

2000 • Baton Rouge, La.

1. Arkansas	147.75
2. CAROLINA	132.25
3. LSU	89.5
4. Florida	86.25
5. Georgia	85
6. Tennessee	71.25
7. Alabama	71
8. Auburn	54
9. Mississippi	32
10. Kentucky	12
11. Mississippi State	10
12. Vanderbilt	7

2001 • Columbia, S.C.

1. Arkansas	182
2. Florida	112
3. CAROLINA	109
4. LSU	103
5. Auburn	67
6. Alabama	63.5
7. Georgia	55
8. Mississippi	39
9. Tennessee	31
10. Kentucky	29
11. Vanderbilt	15
12. Mississippi State	12.5

2002 • Fayetteville, Ark.

1. CAROLINA	148
2. Arkansas	138
3. Florida	133
4. LSU	114
5. Auburn	88
6. Tennessee	52.5
7. Georgia	49
8. Kentucky	27
9. Alabama	20
10. Vanderbilt	19.5
11. Mississippi	17
12. Mississippi State	13

2003 • Knoxville, Tenn.

1. Florida	159
2. Arkansas	130
3. LSU	110
4. CAROLINA	86
5. Auburn	77
6. Georgia	66
7. Tennessee	55
8. Kentucky	49
9. Alabama	38
10. Mississippi State	22
11. Vanderbilt	19
12. Mississippi	5

2004 • Oxford, Miss.

1. Arkansas	124
2. LSU	114
3. Georgia	101.5
4. CAROLINA	90.5
5. Florida	79
6. Tennessee	78.5
7. Auburn	68.5
8. Alabama	68
9. Kentucky	30
10. Vanderbilt	27
11. Mississippi State	22
12. Mississippi	15

2005 • Nashville, Tenn.

1. CAROLINA	145.2
2. Arkansas	124.2
3. Tennessee	108.33
4. Georgia	106.2
5. Auburn	81.5
6. LSU	78
7. Alabama	54
8. Florida	32.17
9. Kentucky	31
10. Mississippi	26.4
11. Vanderbilt	12
Mississippi State	12

2006 • Fayetteville, Ark.

1. Georgia	136
2. Auburn	135
3. CAROLINA	86.5
4. LSU	81
5. Tennessee	78
6. Alabama	72.5
7. Arkansas	68
8. Kentucky	45
9. Florida	38
10. Vanderbilt	28
11. Mississippi State	27
12. Mississippi	24

2007 • Tuscaloosa, Ala.

1. LSU	139.50
2. Arkansas	110
3. Georgia	106
4. Tennessee	89
5. CAROLINA	84
6. Florida	82
7. Auburn	73.50
8. Kentucky	42
9. Ole Miss	39
10. Alabama	23
11. Mississippi State	19
12. Vanderbilt	12

2008 • Auburn, Ala.

1. LSU	157.5
2. Florida	129
3. Arkansas	88.5
4. Tennessee	85
5. Kentucky	84.5
6. Mississippi	73
7. Auburn	66
8. CAROLINA	34.5
9. Alabama	34
10. Georgia	32
11. Mississippi State	28
12. Vanderbilt	7

2009 • Gainesville, Fla.

1. Florida	135.50
2. LSU	113
3. Tennessee	106
4. Arkansas	96.50
5. Auburn	76
6. Kentucky	56
7. Alabama	52.50
8. CAROLINA	51
9. Georgia	45.50
10. Mississippi	44
11. Mississippi State	42

2010 • Knoxville, Tenn.

1. LSU	132
2. Florida	107.5
3. Arkansas	98.5
4. Auburn	97
5. Georgia	74.5
6. Alabama	64
7. Tennessee	62
8. CAROLINA	48.5
9. Ole Miss	48
10. Kentucky	44
11. Mississippi State	36
12. Vanderbilt	5

2011 • Athens, Ga.

1. LSU	146
2. Florida	116
3. Arkansas	107
4. Georgia	94
5. Tennessee	92
6. Auburn	66
7. CAROLINA	46
8. Kentucky	42
9. Mississippi	38
10. Mississippi State	34
11. Alabama	31
12. Vanderbilt	7

2012 • Baton Rouge, La.

1. LSU	161.5
2. Florida	138
3. Arkansas	111.5
4. Georgia	108
5. Tennessee	97
6. Auburn	41.5
7. Mississippi	38.5
8. Alabama	36
9. CAROLINA	35
10. Mississippi State	28
11. Vanderbilt	13.5
12. Kentucky	10.5

2013 • Columbia, Mo.

1. Texas A&M	117
2. LSU	112
3. Arkansas	109
4. Florida	106
5. Georgia	87
6. Missouri	49
7. Kentucky	46
8. CAROLINA	40
9. Tennessee	39.5
10. Mississippi St.	35
11. Auburn	32.5
12. Alabama	20
13. Vanderbilt	16
14. Mississippi	9

2014 • Lexington, Ky.

1. Arkansas	123
2. Florida	116.5
3. Texas A&M	113
4. Kentucky	104
5. Georgia	70.5
6. LSU	65.5
7. Missouri	62
8. Alabama	36
9. Auburn	30
10. Tennessee	28
11. Mississippi St.	26
12. CAROLINA	25.5
13. Vanderbilt	15
14. Mississippi	4

2015 • Starkville, Miss.

1. Arkansas	127.5
2. Texas A&M	104
3. Kentucky	99
4. LSU	84
5. Florida	83
6. Georgia	64
7. Alabama	55.5
8. Mississippi State	51
9. Missouri	42.66
10. Auburn	28
11. Vanderbilt	25.33
12. Ole Miss	21
13. CAROLINA	19
14. Tennessee	15

2016 • Tuscaloosa, Ala.

1. Arkansas	126.75
2. Texas A&M	82.0
3. Kentucky	80.0
4. Tennessee	76.0
5. LSU	75.0
6. Alabama	67.25
7. Florida	61.0
8. Georgia	59.0
9. Mississippi State	49.5
10. Auburn	37.0
11. Ole Miss	32.75
12. Missouri	29.75
13. CAROLINA	26.0
14. Vanderbilt	16.0

2017 • Columbia, S.C.

1. Arkansas	127
2. LSU	100
3. Kentucky	80
4. Georgia	77
5. Florida	76
6. Texas A&M	72
7. Alabama	57
8. Ole Miss	46.5
9. Missouri	46
10. Auburn	42
11. CAROLINA	31
12. Tennessee	27
13. Miss State	24
14. Vanderbilt	13.5

2018 • Knoxville, Tenn.

1. Florida	91
2. LSU	88.5
3. Texas A&M	79.5
4. Tennessee	78
5. Ole Miss	74
6. Arkansas	70
6. Kentucky	70
8. Georgia	61
9. Alabama	53.5
10. Missouri	53
11. Auburn	38.5
12. Mississippi State	30
13. CAROLINA	20
14. Vanderbilt	10

2019 • Knoxville, Tenn.

1. Arkansas	139.5
2. Texas A&M	85
3. Kentucky	84
4. LSU	83
T5. Florida	69
T5. Alabama	69
7. Missouri	53
8. Auburn	46
9. Tennessee	45.5
10. Georgia	42.5
11. Mississippi State	37
12. Ole Miss	31.5
13. CAROLINA	23
14. Vanderbilt	11

2020

N/A	
-----	--

2021 • College Station, Texas

1. Arkansas	127
2. LSU	120.5
3. Alabama	116
4. Texas A&M	82
5. Georgia	64
6. Florida	62
7. Auburn	59
8. Ole Miss	55
9. Tennessee	38
10. CAROLINA	29
11. Kentucky	28
12. Missouri	26
13. Mississippi State	11.5
14. Vanderbilt	0

2022 • Oxford, Miss.

1. Florida	107
2. Arkansas	103
3. LSU	96.5
4. Kentucky	85
5. Texas A&M	74
6. Ole Miss	72
7. Auburn	57
8. Alabama	48
9. Tennessee	34
10. Georgia	33.5
11. CAROLINA	32
12. Missouri	27
Vanderbilt	27
14. Mississippi State	22

2023 • Baton Rouge, La.

1. Arkansas	134
2. Florida	112
3. Texas A&M	86
4. Ole Miss	73.5
5. Tennessee	67
6. Georgia	57
7. LSU	53
T8. Alabama	50
Kentucky	50
10. Missouri	45
11. Vanderbilt	39
12. Auburn	25
13. CAROLINA	19
14. Mississippi State	8.5

MEN'S SEC INDOOR SCORING



1992 - 8th

55mH - David Arnold (5)
5,000m - Keith Gorski (7)
4x800m - Bonner, Cronin, Kerns, Lawrence (4)
High Jump - Art Henson (7)
Shot Put - Ron Willis (6)
35lb Weight - Ron Willis (5)
Pentathlon - Steve Owens (5)

1993 - 9th

55mH - Terry Winston (3), Frank Mensah (5)
800m - Adrian Bonner (5)
Mile - Tom Cronin (6)
4x400m - Cronin, Goodwin, Booner, Laymon (4)
Shot Put - Ron Willis (7)
35lb Weight - Ron Willis (1), Brett Murray (8)

1994 - 7th

55mH - Terry Winston (2), Frank Mensah (3), Steve Owens (7)
800m - Chris Swartz (5)
35lb Weight - Ron Willis (1)

1995 - 5th

55m - Corey Bridges (4), Reggie Richardson (5)
800m - Adrian Bonner (6), Chris Swartz (8)
Mile - Tom Cronin (8)
55mH - Frank Mensah (2), Charles Reid (6)
4x400m - Phillips, Mensah, Reid, Owens (7)
DMR - Bonner, Swartz, Watts, Towle
High Jump - Steve Owens (6)
35lb Weight - Brett Murray (2), John Stoikos (3), Glenn McAtee (5), Chad Moreau (6)

1996 - 5th

60m - Corey Bridges (3), Marcus Robinson (6)
200m - Marcus Robinson (3)
800m - Marvin Watts (4)
Shot Put - Brad Snyder (1), Jeff Shalayda (2), Kevin Mannon (3)
35lb Weight - John Stoikos (1), Kevin Mannon (2), Bert Sorin (6)

1997 - 4th

55m - Corey Bridges (2), Jamie Price (5)
200m - Jamie Price (8)
400m - Riaan Dempers (3)
800m - Marvin Watts (1)
4x400m - USC (8)
Pole Vault - Pat Tvarunas (8)
Shot Put - Brad Snyder (1), Kevin Mannon (3), Jeff Shalayda (6)
35lb Weight - Kevin Mannon (1), Ryan Harrison (3), Bert Sorin (4)

1998 - 4th

55m - Corey Bridges (1), Terrence Trammell (2)
200m - Riaan Dempers (4)
800m - Marvin Watts (3)
55mH - Terrence Trammell (1), CJ Anderson (6)
4x400m - USC (8)
Pole Vault - Pat Tvarunas (4)
Shot Put - Brad Snyder (1), Jeff Shalayda (7)
35lb Weight - Ryan Harrison (4), Bert Sorin (5)

1999 - 2nd

55m - Terrence Trammell (1), Jamaal Williams (8)
200m - Clint Crenshaw (6), Jamie Price (7), Riaan Dempers (8)
400m - Jimmy Hackley (2)
55mH - Terrence Trammell (1), Stanislav Olijars (6)
4x400m - USC (5)
Pole Vault - Patrick Tvarunas (2)
Shot Put - Brad Snyder (1)
35lb Weight - Bert Sorin (1), Ryan Harrison (2)

2000 - 8th

60m - Terrence Trammell (1), Clint Crenshaw (8)
200m - Riaan Dempers (5)
60mH - Terrence Trammell (1), Corey Taylor (7)
4x400m - Pressley, Pennington, Trammell, Crenshaw (3)
Pole Vault - Jared Farabee (6), Michael Lamecier (8)

2001 - T-7th

60m - Andre Totton (7)
200m - Josephus Howard (6), Andre Totton (7)
400m - Otis Harris (4)
800m - Orukile Lekote (1)
60mH - Corey Taylor (2), De'Andre Eiland

(3)

High Jump - Fredrick Townsend (9)
Pole Vault - Jared Farabee (5), Chris Steddum (6)
Shot Put - Adam Bishop (8)

2002 - 9th

200m - Andre Totton (6)
400m - Otis Harris (6), Jonathan Fortenberry (8)
800m - Orukile Lekote (1)
60mH - Corey Taylor (6), De'Andre Eiland (3)
4x400m - USC (3)
Pole Vault - Chris Steddum (4), Jared Farabee (7)

2003 - 3rd

200m - Martin Jackson (4)
400m - Jonathan Fortenberry (2), Otis Harris (5), Kenneth Ferguson (7)
800m - Orukile Lekote (2)
55mH - Corey Taylor (3), Kenneth Ferguson (4)
4x400m - USC (1)
High Jump - Fred Townsend (7)
Pole Vault - Chris Steddum (2), Greg Royster (4), Jared Farabee (6)
Long Jump - Tony Allmond (3)
Triple Jump - Tony Allmond (8)
Pentathlon - Fred Townsend (3)

2004 - 7th

60m - Adrian Durant (7), Troy Williamson (8)
200m - Rodney Martin (3)
DMR - Cunningham, Jackamonis, Leyh, Mance (8)
Heptathlon - Greg Royster (5), Fred Townsend (8)
Long Jump - Tony Allmond (3)
Pole Vault - Chris Steddum (6)
Triple Jump - Greig Cryer (7)
35lb Weight - Brook Antonio (8)

2005 - 7th

60m - Rodney Martin (5)
200m - Rodney Martin (4)
60mH - Jason Richardson (3)
4x400m - Hinnant, James, Luster, Richardson (4)
DMR - Cunningham, Emase, Hilliard, Hoffman (4)
Pole Vault - Dan McKenzie (3), Trey Bell (6)
Long Jump - Greig Cryer (3)
Triple Jump - Derek Pressley (7)

2006 - 5th

55m - Leroy Dixon (3), Adrian Durant (8)
200m - Leroy Dixon (4)
400m - Keith Hinnant (2)
55mH - Jason Richardson (4)
4x400m - Hinnant, James, Durant, Fortenberry (6)
Pole Vault - Trey Bell (6)
Long Jump - Greig Cryer (2)
Triple Jump - Greig Cryer (3)
35lb Weight - Brook Antonio (2), Jason Cook (5)
Heptathlon - Greg Royster (4), Curt McGill (7)

2007 - 10th

200m - Keith Hinnant (7)
Pole Vault - Dan McKenzie (T5)
Triple Jump - Derek Pressley (5)
35lb Weight - Tyler Trout (7)
4x400m - Hinnant, Hilliard, Miley, Moore (3)
DMR - Leyh, James, Fortenberry, Baez (7)
Heptathlon - Curt McGill (5)

2008 - 7th

200m - Antonio Sales (3)
400m - Jussi Heikkila (6), Quentin Moore (8)
60mH - Jason Richardson (2), Johnny Dutch (7)
Shot Put - Jason Cook (7)
35lb Weight - Michael Zajac (4)
4x400m - Hinnant, Moore, Heikkila, Anderson (1)
Heptathlon - Scott Pierce (6), Curt McGill (7)

2009 - 4th

60m - Johnathan Hancock (6)
400m - Obakeng Ngwigwa (4)
60mH - Jason Richardson (1), Booker Nunley (6), Johnny Dutch (7)
4x400m - Moore, Dutch, Ngwigwa, Anderson (2)
Pole Vault - Marvin Reitze (3), Kevin Brinkley (8)
Shot Put - Jason Cook (2)
35lb Weight - Michael Zajac (2)
Heptathlon - Scott Pierce (3), Curt McGill (4)

2010 - 4th

200m - Antonio Sales (5)
400m - Obakeng Ngwigwa (6)
60mH - Booker Nunley (2), Johnny Dutch (3)
4x400m - Moore, Ngwigwa, Nunley, Dutch (4)
Triple Jump - Carr (6)
Pole Vault - Elliott Haynie (1), Marvin Reitze (T3), Matt Shuler (T3)
Shot Put - Michael Zajac (6)
35lb Weight - Michael Zajac (2), Jeff Merkt (8)
Heptathlon - Scott Pierce (4)

2011 - 8th

200m - Antonio Sales (7)
4x400m - Gravesande, Carter, Sales, Anderson (7)
High Jump - David Wilkins (2)
Pole Vault - Matt Shuler (3)
Weight Throw - Michael Zajac (3)
Heptathlon - Jerry Thompson III (8)

2012 - 9th

60m - Damiere Byrd (6)
4x400m - Gravesande, Winfrey, Stenner, Carter (8)
DMR - DePiano, Walker, Gaither, Razick (5)
Triple Jump - Dorian Johnson (8)
Pole Vault - Marvin Reitze (2)
Heptathlon - Chris Sharp (8)

2013 - 12th

400m - Clayton Gravesande (7)
Mile Run - Robert Razick (7)
Long Jump - Jarrod Hutchen (6)

2014 - 12th

60m - Kendall Kee (8)
60mH - Jermaine Collier (4), Jussi Kanervo (5), Dondre Echols (8)
4x400m - Winfrey, Collier, Walker, Royster (6)

2015 - 10th

Heptathlon - Markus Leemet (4)
Shot Put - Josh Awotunde (7)
60m - Kendall Kee (4)
60mH - Jermaine Collier (3), Jussi Kanervo (6), Isaiah Moore (7)
200m - Ncincilili Titi (5)
4x400m - Gravesande, Bermudez, Kanervo, Collier (5)

2016 - 9th

Pole Vault - Simon Gyllensten (t8)
Shot Put - Josh Awotunde (2)
Long Jump - Michael Wamer (7)
High Jump - Tye Williams (7)
60m - David Winters (5)
200m - David Winters (5), Ncincilili Titi (8)
60m Hurdles - Dondre Echols (3), Isaiah Moore (4), Jermaine Collier (7)
4x400m - Bermudez, Echols, Titi, Robbins

2017 - 11th

Shot Put - Eric Favors (5), Josh Awotunde (7), Ben Bonhurst (8)
Triple Jump - Michael Wamer (5)
High Jump - Tye Williams (6)
Heptathlon - Markus Leemet (7)
60mH - Isaiah Moore (8)

2018 - 9th

200m - Ncincilili Titi (4)
800m - Otis Jones (5)
Pole Vault - Armand Woodley (5)
Long Jump - Yann Randrianasolo (2)
Shot Put - Josh Awotunde (1)
Heptathlon - Simon Gyllensten (6)

2019 - 10th

400m - Quincy Hall (1)
800m - Otis Jones (8)
60mH - Isaiah Moore (3)
Long Jump - Yann Randrianasolo (4)
Shot Put - Eric Favors (6)
Pole Vault - Armand Woodley (6)
Heptathlon - Ben Womble (8)

2020 - 11th

400m - Arinze Chance (7)
800m - Rayon Buttler (5)
4x400m - Chance, Richardson, Leacock, Spencer Jr. (4)
Shot Put - Eric Favors (5)
Weight - Malik Paul (4)

2021 - 11th

200m - Evan Miller (4)
800m - Blake Newcomb (6)
60m Hurdles - Filip Demsar (7)
4x400m - Rogers, Richardson, Junkins, Spencer (8)
High Jump - Jackson Marseille (T3)

2022 - 12th

200m - Evan Miller (4)
Mile - Anass Essayi (1)
60m Hurdles - Filip Demsar (3)
4x400m - Miller, Spencer, Simmonds, Junkins (8)
High Jump - Jackson Marseille (4), Kobe Franklin (6)

2023 - 11th

Mile - Anass Essayi (1)
3000m - Anass Essayi (3), Rogerio Amaral (8)
5000m - Rogerio Amaral (6)
60m Hurdles - Filip Demsar (1)
High Jump - Kobe Franklin (7)
Shot Put - Dylan Targgart (8)



MEN'S SEC OUTDOOR SCORING

1992 - 10th

10,000m - Keith Gorski (6)
Decathlon - Nicky Nichols (8)

1993 - 8th

800m - Adrian Bonner (8)
110mH - Terry Winston (5)
400mH - Frank Mensah (7)
High Jump - Marcus Sutton (6)
Pole Vault - Wayne Rimmer (6)
Shot Put - Ron Willis (6)
Discus - Brett Murray (2), Ron Willis (4)
Hammer - Ron Willis (4), Lavon Page (8)
Decathlon - Steve Owens (5)

1994 - 4th

800m - Adrian Bonner (6)
10,000m - Mark Cruz (8)
110mH - Terry Winston (2)
400mH - Marcus Phillips (2), Frank Mensah (3)
4x400m - Winston, Phillips, Bonner, Swartz (8)
Shot Put - Ron Willis (3)
Discus - Ron Willis (1), Brett Murray (3), Chad Moreau (7)
Hammer - Ron Willis (3), John Stoikos (5), Chad Moreau (6), Lavon Page (7), Brett Murray (8)
Javelin - Derek McMillan (6)
Decathlon - Steve Owens (5)

1995 - 8th

800m - Adrian Bonner (4), Marvin Watts (7)
110mH - Steve Owens (8)
Steeplechase - Tom Cronin (6)
High Jump - Lee Hughes (7)
Discus - Brett Murray (2), Chad Moreau (4)
Hammer - John Stoikos (2), Glenn McAtee (5), Chad Moreau (6), Brett Murray (7)
Decathlon - Steve Owens (5), David Carnes (7)

1996 - 5th

100m - Marcus Robinson (2), Corey Bridges (4)
200m - Marcus Robinson (2)
800m - Marvin Watts (2)
4x100m - USC (3)
4x400m - USC (8)
Shot Put - Brad Snyder (1), Jeff Shalayda (5), Kevin Mannon (6)
Discus - Brad Snyder (4), Kevin Mannon (6)
Hammer - John Stoikos (1), Kevin Mannon (3), Bert Sorin (7)
Javelin - Jason LaBarbera (3)

1997 - 5th

100m - Corey Bridges (4), Jamaal Williams (6), Shah Mays (7), Jamie Price (8)
200m - Jamie Price (7)
800m - Marvin Watts (1)
4x100m - USC (2)
Pole Vault - Pat Tvarkunas (7)
Shot Put - Kevin Mannon (1), Jeff Shalayda (4)
Discus - Kevin Mannon (1)
Hammer - Kevin Mannon (2), Mattias Ohlsson (3), Bert Sorin (4)
Javelin - Jason LaBarbera (2)

1998 - 5th

100m - Corey Bridges (2)
200m - Terrence Trammell (3)
800m - Marvin Watts (4)
110mH - Terrence Trammell (1)
4x100m - USC (2)
4x400m - USC (5)
Shot Put - Brad Snyder (1)
Discus - Brad Snyder (1), Ryan Harrison (3)
Hammer - Bert Sorin (2), Ryan Harrison (5), Mattias Ohlsson (7)
Javelin - Bert Sorin (7)
Decathlon - CJ Anderson (8)

1999 - 6th

100m - Terrence Trammell (3), Clint Crenshaw (7)
200m - Terrence Trammell (6)
110mH - Terrence Trammell (1)
4x100m - Crenshaw, Trammell, Mays, Price (2)
Pole Vault - Patrick Tvarkunas (4), Michael Lameier (8)
Shot Put - Brad Snyder (1)
Discus - Brad Snyder (3), Ryan Harrison (4)
Hammer - Bert Sorin (4), Ryan Harrison (5)
Javelin - Bert Sorin (6)
Decathlon - CJ Anderson (5)

2000 - 8th

100m - Terrence Trammell (3), Clint Crenshaw (8)
400m - Jimmie Hackley (4)
110mH - Terrence Trammell (1)
4x400m - USC (7)
Pole Vault - Chris Steddum (4), Patrick Tvarkunas (7)

2001 - 8th

100m - Josephus Howard (3)
200m - Josephus Howard (2)
400m - Otis Harris (8)
800m - Otukile Lekote (1)
110mH - Corey Taylor (8)
400mH - Jarred Johnson (7)
4x100m - USC (2)
4x400m - USC (4)
High Jump - Fredrick Townsend (7)
Pole Vault - Chris Steddum (1), Jared Farabee (2)
Shot Put - Adam Bishop (5)

2002 - 7th

400m - Otis Harris (5), Jonathan Fortenberry (6)
800m - Otukile Lekote (1)
110mH - Corey Taylor (5)
4x100m - Burriano, Totton, Law, Taylor (3)
4x400m - Law, Lekote, Harris, Fortenberry (1)
Pole Vault - Chris Steddum (2)
Decathlon - Fred Townsend (3)

2003 - T-6th

400m - Otis Harris (1)
800m - Otukile Lekote (4)
1,500m - William Emase (6)
110mH - Kenneth Ferguson (2), Corey Taylor (6), Chuck Ryan (7)
400mH - Kenneth Ferguson (1)
4x400m - USC (1)
High Jump - Fred Townsend (7)
Pole Vault - Greg Royster (6), Jared Farabee (6)
Long Jump - Tony Allmond (5), Greig Cryer (7)
Shot Put - Adam Bishop (5)

2004 - 10th

200m - Rodney Martin (3)
4x100m - Cryer, Martin, Durant, Allmond (6)
4x400m - Martin, Flood, Cunningham, Durant (5)
Long Jump - Tony Allmond (5)
Hammer - Brook Antonio (7)

2005 - 9th

100m - Rodney Martin (8)
200m - Rodney Martin (7)
800m - William Emase (4)
400mH - Jason Richardson (6)
4x100m - Durant, Dixon, Richardson, Martin (5)
4x400m - Durant, Hilliard, James, Hinnant (7)
Triple Jump - Derek Pressley (8)
Javelin - Joe Schroeder (6)

2006 - 5th

100m - Leroy Dixon (5)
200m - Leroy Dixon (8)
800m - Shawn Cunningham (8)
110mH - Jason Richardson (2), Thomas Hilliard (7)
400mH - Jason Richardson (2), Thomas Hilliard (4)
4x400m - Hinnant, Hilliard, Richardson, James (3)
Pole Vault - Trey Bell (2)
Long Jump - Greig Cryer (3)
Triple Jump - Greig Cryer (5), Derek Pressley (7)
Shot Put - Jim Mitchell (5)
Discus - Brook Antonio (3)
Hammer - Brook Antonio (3), Tyler Trout (8)
Javelin - Joe Schroeder (8)
Decathlon - Greg Royster (4)

2007 - 8th

400m - Ray Miley (6), Derron Flood (8)
110mH - Thomas Hilliard (4)
400mH - Thomas Hilliard (3), Jussi Heikkila (5)
4x100m - James, Lytle, Moore, Flood (6th)
4x400m - Moore, Hilliard, James, Miley (2nd)
Triple Jump - Derek Pressley (2nd)
Discus - Tyler Trout (8)
Hammer - Tyler Trout (4)

Javelin - Erik Heymann (3), Joe Schroeder (6)
Decathlon - Curt McGill (6)

2008 - 7th

400m - Quentin Moore (5)
110mH - Jason Richardson (1), Johnny Dutch (4)
400mH - Johnny Dutch (2), Jussi Heikkila (4), Jason Richardson (8)
4x100m - Markert, Hancock, Lytle, Sales (4)
4x400m - Hinnant, Moore, Heikkila, Miley (5)
Triple Jump - Derek Pressley (3)
Shot Put - Jason Cook (3)
Hammer - Michael Zajac (8)
Javelin - Erik Heymann (7)

2009 - 4th

100m - Johnathan Hancock (7)
200m - Antonio Sales (4)
400m - Obakeng Ngwigwa (8)
110mH - Jason Richardson (1), Booker Nunley (2), Johnny Dutch (4)
400mH - Johnny Dutch (1)
4x100m - Hancock, Sales, Moore, Ngwigwa (3)
4x400m - Ngwigwa, Dutch, Moore, Richardson (1)
Pole Vault - Elliott Haynie (2), Marvin Reitze (5)
Shot Put - Jason Cook (1)
Hammer - Michael Zajac (6)
Javelin - Erik Heymann (3)

2010 - 3rd

200m - Antonio Sales (2), Obakeng Ngwigwa (3)
400m - Obakeng Ngwigwa (7)
110mH - Booker Nunley (2), Johnny Dutch (3)
400mH - Johnny Dutch (1)
4x100m - Carter, Sales, Moore, Ngwigwa (5)
4x400m - Ngwigwa, Moore, Anderson, Dutch (3)
Triple Jump - Lincoln Carr (5)
High Jump - David Wilkins (T7)
Shot Put - Louis Day (7)
Pole Vault - Elliott Haynie (1)
Hammer - Michael Zajac (4)
Discus - Jeff Merkt (4), Michael Zajac (6)
Decathlon - Scott Pierce (4), Eddie Stoudemire (5)

2011 - 11th

400mH - Nejmi Burnside (8)
4x100m - Royster, Maxwell, Gravesande, Sales (3)
4x400m - Gravesande, Carter, Sales, Anderson (6)
High Jump - David Wilkins (T6)
Pole Vault - Marvin Reitze (3)
Hammer - Michael Zajac (5)

2012 - 9th

100m - Chris Royster (6)
200m - Chris Royster (7)
400m - Clayto Gravesande (7)
4x100m - Royster, Byrd, Gravesande, Winfrey (4)
4x400m - Gravesande, Carter, Stenner, Winfrey (6)
Triple Jump - Dorian Johnson (7)
Pole Vault - Marvin Reitze (3), Matt Shuler (8)
Shot Put - Louis Day (6)
Javelin - Joshua Suttmeier (4)
Hammer Throw - Andrew Seay (8)

2013 - 13th

100m - Chris Royster (7)
110mH - Jermaine Collier (5), Dondre Echols (6)
400mH - Jermaine Collier (3)
Long Jump - Jarrod Hutchen (8)

2014 - 12th

110mH - Jermaine Collier (5) Dondre Echols (6), Jussi Kanervo (8)
4x100m - Kee, Royster, Echols, Winfrey (6)
4x400m - Winfrey, Royster, Bermudez, Redic (8)
Javelin - Kaleb Zuidema (3)
Decathlon - Alexandre Asselin (4)

2015 - 11th

110mH - Dondre Echols (2), Jermaine Collier (7), Isaiah Moore (8)
4x100m - Kee, Echols, Winfrey, Walker (6)
4x400m - Gravesande, Echols, Winfrey, Bermudez (3)

Javelin - Kaleb Zuidema (7)
Hammer - Clarence Gallop (5)
Shot Put - Josh Awotunde (5)
Decathlon - Markus Leemet (3)

2016 - 11th

110mH - Dondre Echols (2), Jermaine Collier (5), Isaiah Moore (6)
400mH - Jussi Kanervo (5)
4x100m - Winters, Echols, Lewis, Titi (7)
4x400m - Echols, Kanervo, Jones, Bermudez (8)
Javelin - Kaleb Zuidema (4)
Shot Put - Josh Awotunde (4)
Discus - Josh Awotunde (8)
Pole Vault - Simon Gyllensten (t8)

2017 - 8th

Shot Put - Josh Awotunde (2), Ben Bonhurst (3)
Discus - Josh Awotunde (8)
Hammer - Clarence Gallop (6)
Decathlon - Markus Leemet (3)
Long Jump - Yann Randrianasolo (7)
High Jump - Tye Williams (3)
Pole Vault - Armand Woodley (5)
200m - Ncincillili Titi (5)
110mH - Isaiah Moore (3)

2018 - 12th

100m - Ncincillili Titi (5)
200m - Ncincillili Titi (4)
800m - Otis Jones (3)
Long Jump - Yann Randrianasolo (6)
Pole Vault - Armand Woodley (3)
Shot Put - Josh Awotunde (2)

2019 - 10th

400m - Quincy Hall (1), Arinze Chance (8)
800m - Otis Jones (3)
110mH - Isaiah Moore (3)
4x400m - Chance, Robbins, Hall, O. Jones (4)
Shot Put - Eric Favors (3)
Long Jump - Yann Randrianasolo (3)
Decathlon - Ben Womble (8)

2020 - N/A

N/A

2021 - 12th

4x100m - Rogers, Miller, Junkins, Lawson (8)
4x400m - Junkins, Spencer, Richardson, Walker (6)
High Jump - Jackson Marseille (T6)
Pole Vault - Dillon McCarthy (T5)
Shot Put - Eric Favors (2)
Discus - Malik Paul (4)
Decathlon - Elisha Brooks (7)

2022 - 12th

200m - Evan Miller (4)
4x100m - Lewis, Miller, Greenhow, Dutton (3)
4x400m - Simmonds, Spencer, Junkins, Miller (8)
110m Hurdles - Filip Demsar (8)
High Jump - Jackson Marseille (3), Kobe Franklin (8)
Pole Vault - Carson Lenser (4), Dillon McCarthy (7)
Shot Put - Dylan Targgart (7)
Decathlon - Elisha Brooks (8)

2023 - 12th

400m - Evan Miller (8)
1500m - Anass Essayi (1)
10000m - Rogerio Amaral (3)
110m Hurdles - Filip Demsar (6)
High Jump - Kobe Franklin (6)
Pole Vault - Dillon McCarthy (5)
Shot Put - Dylan Targgart (4)

WOMEN'S SEC INDOOR SCORING



1992 - 10th

5000m - Sue McGhie (2)

1993 - T-9th

Mile - Liz Figlar (7), Tracey Capper (8)
4x800m - Singletery, Capper, Figlar, Bertrand (6)

High Jump - Julie Symonds (8)
Shot Put - Dawn Ellerbe (8)

1994 - 8th

800m - Tracey Capper (6)
5,000m - Sue McGhie (5), Danielle Adams (8)
55mH - Rhody Williams (3)
DMR - Bertrand, Smith, Capper, Adams (7)
High Jump - Julie Symonds (6)
Shot Put - Crystal Brownlee (3), Leslie Coons (6), Dawn Ellerbe (8)

1995 - 8th

Mile - Tracey Capper (5), Liz Figlar (6)
55mH - Rhody Williams (6)
High Jump - Julie Symonds (6)
Long Jump - Erin Narzinski (5)
Shot Put - Lisa Misipeka (3), Marcia Chmura (5)

1996 - 5th

800m - Tracey Capper (4)
5,000m - Lisa Monti (8)
4x400m - USC (6)
DMR - USC (6)
Shot Put - Crystal Brownlee (1), Lisa Misipeka (2), Dawn Ellerbe (5)
20lb Weight - Dawn Ellerbe (1), Lisa Misipeka (2), Crystal Brownlee (3), Marcia Chmura (4), Loren Thouvenot (5)

1997 - 4th

55m - Tonique Williams (8)
400m - Tonique Williams (4)
800m - Charmaine Howell (2)
4x400m - USC (3)
Long Jump - Erin Narzinski (6)
Shot Put - Crystal Brownlee (2), Dawn Ellerbe (3), Lisa Misipeka (4)
20lb Weight - Dawn Ellerbe (1), Lisa Misipeka (2), Crystal Brownlee (3)

1998 - 4th

400m - Tonique Williams (2)
800m - Charmaine Howell (2)
Mile - Ivana Skladana (8)
5,000m - Tanya Povey (6)
55mH - Jackie Madison (3)
DMR - USC (7)
Pole Vault - Kylene Nixon (4), Becky Studebaker (8)
Long Jump - Erin Narzinski (7)
Triple Jump - Rodena Barr (8)
Shot Put - Crystal Brownlee (1), Lisa Misipeka (3), Michelle Fournier (5)
20lb Weight - Lisa Misipeka (1), Michelle Fournier (3), Crystal Brownlee (5), Loren Thouvenot (8)

1999 - 3rd

200m - Lisa Barber (3)
400m - Miki Barber (1), Char Foster (6), Tacita Bass (7)
800m - Kristina Brown (5), Andrea Hallmon (6)
55mH - Ellakisha Williamson (3)
4x400m - USC (4)
DMR - USC (6)
Pole Vault - Kylene Nixon (1)
Long Jump - Erin Narzinski (3)
Shot Put - Michelle Fournier (4)
20lb Weight - Michelle Fournier (2), Loren Thouvenot (4)

2000 - 3rd

60m - Lisa Barber (3)
200m - Lisa Barber (2), Mechelle Lewis (3), Demetria Washington (7), Miki Barber (8)
400m - Miki Barber (1), Demetria Washington (3), Tacita Bass (7)
60mH - Ellakisha Williamson (2), Jackie Madison (7)
4x400m - USC (2)
DMR - USC (5)
Pole Vault - Lori Tvaruknas (7)
Long Jump - Antoinette Wilks (2)
Triple Jump - Rodena Barr (4), Antoinette Wilks (7)
Shot Put - Lynette Keppeler (5)
20lb Weight - Mamee Groves (3), Loren Thouvenot (5)

2001 - 3rd

60m - Miki Barber (5), Kanisa Williams (7)
200m - Miki Barber (2), Kanisa Williams (6)
400m - Demetria Washington (1), Tacita Bass (5)
60mH - Jackie Madison (1), Antoinette Wilks (7)
4x400m - USC (1)
DMR - USC (5)
Pole Vault - Lori Tvaruknas (5), Kylene Nixon (6)
Long Jump - Antoinette Wilks (5)
Triple Jump - Antoinette Wilks (6)
Shot Put - Lynette Kepler (1), India Odum (5)
20lb Weight - Mamee Groves (4)

2002 - 4th

60m - Aleen Bailey (2)
200m - Aleen Bailey (3), Demetria Washington (7), Lisa Barber (8)
400m - Demetria Washington (1), Lashinda Demus (2), Lisa Barber (4), Shevon Stoddart (8)
60mH - Lashinda Demus (2), Tiffany Ross (5), Shevon Stoddart (6)
4x400m - Ross, Stoddart, Bass, Demus (1)
DMR - Eschenbug, Carpenter, Lewis, Lake (7)
Pole Vault - Lori Tvaruknas (6)
Triple Jump - Rashida Abdul-Malik (8)
Shot Put - India Odum (3)
20lb Weight - Mamee Groves (4)

2003 - 2nd

55m - Aleen Bailey (3), Miki Barber (4)
200m - Aleen Bailey (2), Miki Barber (3), Erica Whipple (6)
400m - Lashinda Demus (1), Demetria Washington (3), Tiffany Ross (5), Shevon Stoddart (7)
3,000m - Jenny Lake (6)
55mH - Tiffany Ross (3), Lashinda Demus (7)
4x400m - USC (1)
DMR - Ramonene, Stoddart, Watkins, Lake (2)
High Jump - Chelsea Hammond (8)
Long Jump - Kemesha Whitmire (5), Antoinette Wilks (6), Chelsea Hammond (7)
Triple Jump - Kemesha Whitmire (8)
Shot Put - Nicole Kendrick (2)
Pentathlon - Antoinette Wilks (2), Chelsea Hammond (6)

2004 - 5th

60m - Alexis Joyce (7), Khalilah Carpenter Carpenter (6), Erica Whipple (3)
400m - Shevon Stoddart (8), Stephanie Smith (5), Lashinda Demus (3)
60mH - Ronnetta Alexander (4)
4x400m - Smith, Stoddart, Watkins, Demus (2)
DMR - Ramonene, Martin, Shelton, Rackow (5)
High Jump - Chelsea Hammond (4)
Pole Vault - Cheryl Terrio (3)
Long Jump - Kemesha Whitmire (3), Chelsea Hammond (8)
Shot Put - India Odum (5)
Pentathlon - Chelsea Hammond (2)

2005 - 5th

200m - Erica Whipple (3), Khalilah Carpenter (6), Shalonda Solomon (7), Natasha Hastings (8), Khalilah Carpenter (8)
400m - Natasha Hastings (2), Tiffany Ross (3), Shevon Stoddart (4), Stephanie Smith (5)
3,000m - Jenny Lake (4)
60mH - Tiffany Ross (4)
4x400m - Hastings, Ross, Smith, Stoddart (2)
DMR - Chain, Lake, Martin, Watkins (2)
High Jump - Monica Bozenski (3)
Long Jump - Kemesha Whitmire (7)
Triple Jump - Kemesha Whitmire (7)

2006 - T-3rd

55m - Amberly Nesbitt (2), Shalonda Solomon (5)
200m - Shalonda Solomon (2), Amberly Nesbitt (5)
400m - Natasha Hastings (8)
800m - Shay Shelton (1)
55mH - Ronnetta Alexander (2)
4x400m - Hastings, Martin, Shelton, Solomon (4)
High Jump - Chelsea Hammond (4)
Pole Vault - Cheryl Terrio (5)
Long Jump - Chelsea Hammond (3)
Triple Jump - Kemesha Whitmire (5)
Pentathlon - Kettiany Clarke (3), Chelsea Hammond (5)

2007 - 5th

60m - Shalonda Solomon (4)
200m - Shalonda Solomon (2)
400m - Natasha Hastings (1)
60mH - Ronnetta Alexander (5), Chiquita

Martin (7)

4x400m - Smith, Cantey, Cross, Hastings (2)
Shot Put - Precious Akins (3)
Pentathlon - Kettiany Clarke (6), Reanna Townsend (8)

2008 - 9th

400m - Brandi Cross (2)
60mH - Brittney James (8)
4x400m - Cantey, Giles, Cross, Byrd (2)
DMR - Bristol, Glenn, Evens, Chain (8)
High Jump - Kayla Blake (T7)
Long Jump - Brittney James (8)

2009 - 5th

60m - LaKya Brookins (3), Shayla Mahan (6), Gabrielle Glenn (7)
400m - Nadonnia Rodrigues (3), Brandi Cross (5), Porche Byrd (7), Breehana Jacobs (8)
60mH - Ronnetta Alexander (3), Janica Austin (6)
4x400m - Cross, Rodrigues, Jacobs, Byrd (1)
DMR - Barnes, McCorkle, Fedewa, Biwott (8)
Mile Run - Dani Barnes (5)
Pole Vault - Liza Todd (6)
High Jump - Kayla Blake (4), Staley Foster (T7)

2010 - 7th

60m - LaKya Brookins (1), Gabrielle Glenn (6), Shayla Mahan (8)
400m - Brandi Cross (2)
60mH - Janica Austin (3)
4x400m - Cross, Rodrigues, Glenn, Austin (2)
DMR - Pramstaller, McCorkle, Henderson, Biwott (8)
Pole Vault - Vica Shobe (4)
Long Jump - Brittney James (8)
Pentathlon - Kettiany Clarke (1)

2011 - 7th

60m - LaKya Brookins (1), Gabrielle Gilbert (6), Shayla Mahan (7)
200m - Shayla Mahan (5), Gabrielle Glenn (6)
60mH - Kierre Beckles (4), Janica Austin (5)
4x400m - Eley-O'Reilly, Beckles, Austin, McCorkle (7)
DMR - Locke, Allen, Henderson, Biwott (6)
Pole Vault - Petra Olsen (4), Angie Rummans (6)
Shot Put - Breanna Radford (5), Stacey Roberts (6)

2012 - 10th

400m - Erika Rucker (4)
60mH - Kierre Beckles (2)
4x400m - Rodrigues, Rucker, McCorkle, Allen (6)
Triple Jump - Radiance Basden (5)
High Jump - Jeannelle Scheper (3)
Pole Vault - Petra Olsen (6)
Shot Put - Breanna Radford (8)
Pentathlon - Chalese Davis (8)

2013 - 6th

400m - Erika Rucker (4)
10,000m - Kayla Lampe (2)
60mH - Kierre Beckles (3)
4x400m - Rucker, Beckles, Brockington, Green (2)
High Jump - Jeannelle Scheper (1)
Pole Vault - Petra Olsen (3)
Shot Put - Breanna Radford (3)
Pentathlon - Chalese Davis (8)

2014 - 12th

4x400m - Holmes, Haith, Bellamy, Harris (2)
High Jump - Jeannelle Scheper (2), Sarah Graham (6)
Pole Vault - Petra Olsen (8)
Pentathlon - Sarah Graham (6)

2015 - 14th

High Jump - Nakita Gray (5)
60mH - Chalese Davis (8)
400m - Briana Haith (5)

2016 - 11th

High Jump - Nakita Gray (1)
Triple Jump - Natasha Dicks (4)
400m - Briana Haith (3), Aliyah Abrams (5)
4x400m - Rucker, Abrams, Haith, Dendy (6)

2017 - 13th

Long Jump - Rougui Sow (5)
Shot Put - Alycia Springs (6)
60mH - Taranisha Taylor (7)

2018 - 12th

High Jump - Lissa Labiche (2)
Long Jump - Rougui Sow (6)

Shot Put - Alycia Springs (6), KD Young (7)
Pentathlon - Jordan Fields (8)

2019 - 12th

4x400m - Davis, Abrams, Mills, Jonathas (2)
DMR - Mueller, Mills, Kavanaugh, Stoddard (5)
High Jump - Jordan Fields (T6), Lissa Labiche (T6)

2020 - 12th

400m - Stephanie Davis (2)
4x400m - Davis, Abrams, Nagbe, Omovoh (6)
High Jump - Jordan Fields (6)
Pole Vault - Hailey Sweatman (7)
Triple Jump - Hanifah Abdulqadir (7)

2021 - 12th

4x400m - Omovoh, Glenn, Lindley, Davis (5)
60m Hurdles - Destinee Rocker (6)
High Jump - Rachel Glenn (5)
Shot Put - KD Young (7)

2022 - 12th

400m - Stephanie Davis (5)
4x400m - Dunmore, Davis, Glenn, Pyatt (4)
High Jump - Rachel Glenn (2)

2023 - 11th

Mile - Silan Ayyildiz (2)
3000m - Silan Ayyildiz (4)
4x400m - Frank, Francis, Johnson, Registre (2)
DMR - Costantino, Registre, Kelety, Sommer (6)
Shot Put - KD Young (7)



WOMEN'S SEC OUTDOOR SCORING

1992 - 12th

No scorers

1993 - 10th

1,500m - Liz Figlar (6), Tracey Capper (7)
5,000m - Sue McGhie (6)
10,000m - Kristen Kroger (6)
Shot Put - Dawn Ellerbe (7)

1994 - 5th

1,500m - Tracey Capper (8)
10,000m - Sue McGhie (2), Jill Savege (4)
400mH - Rhody Williams (8)
High Jump - Julie Symonds (5)
Long Jump - LaTasha Hughes (8)
Shot Put - Lisa Misipeka (2), Leslie Coons (6)
Discus - Lisa Misipeka (4), Leslie Coons (5)
Javelin - Leslie Coons (1), Marcia Chmura (3)

1995 - 8th

1,500m - Tracey Capper (6)
5,000m - Tracey Capper (8)
100mH - Rhody Williams (4)
400mH - Rhody Williams (8)
Shot Put - Crystal Brownlee (3), Dawn Ellerbe (6)
Discus - Dawn Ellerbe (1)

1996 - 2nd

1,500m - Liz Figlar (8)
4x400m - USC (8)
Long Jump - Tijuana Noisette (8)
Shot Put - Crystal Brownlee (1), Lisa Misipeka (2), Dawn Ellerbe (3)
Discus - Dawn Ellerbe (1), Lisa Misipeka (2)
Hammer - Dawn Ellerbe (1), Lisa Misipeka (2), Marcia Chmura (3), Candy Mitchell (4), Crystal Brownlee (5)
Javelin - Candy Mitchell (2), Marcia Chmura (5), Erin Narzinski (6)
Heptathlon - Erin Narzinski (2), Jennifer Britz (7)

1997 - 3rd

400m - Tonique Williams (2)
800m - Charmaine Howell (2)
1,500m - Ivana Sklandana (7)
4x400m - USC (4)
Long Jump - Erin Narzinski (8)
Shot Put - Crystal Brownlee (1), Lisa Misipeka (4), Dawn Ellerbe (5)
Discus - Dawn Ellerbe (2), Lisa Misipeka (6)
Hammer - Lisa Misipeka (1), Dawn Ellerbe (2), Loren Thouvenot (4), Crystal Brownlee (6), Candy Mitchell (7)
Javelin - Candy Mitchell (2), Marcia Chmura (5), Erin Narzinski (6)
Heptathlon - Erin Narzinski (1)

1998 - 2nd

400m - Tonique Williams (1)
800m - Charmaine Howell (2)
3,000m - Joyce Peebles (8)
5,000m - Tanya Povey (3)
10,000m - Tanya Povey (1)
4x100m - USC (7)
4x400m - USC (5)
Pole Vault - Kylene Nixon (1)
Triple Jump - Rodena Barr (6)
Shot Put - Crystal Brownlee (1), Lisa Misipeka (5), Michelle Fournier (7)
Discus - Michelle Fournier (4), Lisa Misipeka (5)
Hammer - Lisa Misipeka (1), Michelle Fournier (2), Crystal Brownlee (5), Loren Thouvenot (7)
Javelin - Erin Narzinski (3), Loren Thouvenot (8)
Heptathlon - Erin Narzinski (2)

1999 - 1st

200m - Miki Barber (4), Demetria Washington (7)
400m - Miki Barber (1), Demetria Washington (3)
800m - Kristina Brown (4), Andrea Hallmon (6)
10,000m - Katie England (6)
100mH - Ellakisha Williamson (1), Jacqueline Madison (5)
400mH - Ellakisha Williamson (1), Tacita Bass (6), Jacqueline Madison (8)
4x100m - USC (3)
4x400m - USC (1)
Pole Vault - Becky Studebaker (8)
Triple Jump - Rodena Barr (6)
Shot Put - Michelle Fournier (4), Lynette Keppeler (5)
Discus - Michelle Fournier (2), Alana Robinson (3)
Hammer - Michelle Fournier (1), Candy

Mitchell (7)

Javelin - Candy Mitchell (3)

2000 - 2nd

100m - Rodena Barr (6)
200m - Miki Barber (1), Demetria Washington (4), Lisa Barber (5), Mechelle Lewis (6)
400m - Miki Barber (1), Demetria Washington (2)
800m - Kristina Brown (4), Andrea Hallmon (8)
1,500m - Joyce Peebles (7)
10,000m - Katie Orr (5)
100mH - Ellakisha Williamson (3), Jackie Madison (5)
400mH - Ellakisha Williamson (4), Jackie Madison (7)
4x100m - USC (2)
4x400m - USC (1)
Pole Vault - Kylene Nixon (T-2), Lori Tvaruknas (T-8)
Long Jump - Antoinette Wilks (7)
Triple Jump - Rodena Barr (3), Antoinette Wilks (8)
Shot Put - Lynette Keppeler (6)
Hammer - Loren Thouvenot (5)
Discus - Alana Robinson (3)
Javelin - Candy Mitchell (2)

2001 - 3rd

100m - Lisa Barber (2)
200m - Demetria Washington (2), Miki Barber (3), Lisa Barber (6)
400m - Miki Barber (1), Demetria Washington (2)
800m - Andrea Hallmon (3)
100mH - Jackie Madison (3)
400mH - Tacita Bass (1), Shontel Powell (7)
4x100m - USC (1)
4x400m - USC (1)
Pole Vault - Kylene Nixon (6)
Triple Jump - Antoinette Wilks (9)
Shot Put - Lynette Keppeler (4)
Discus - Alana Robinson (2)
Heptathlon - Tacita Bass (3)

2002 - 1st

100m - Aleen Bailey (2), Lisa Barber (3), Erica Whipple (7)
200m - Aleen Bailey (2), Lisa Barber (4), Demetria Washington (7)
400m - Lashinda Demus (1), Demetria Washington (2)
100mH - Tiffany Ross (2)
400mH - Tiffany Ross (1), Lashinda Demus (2), Tacita Bass (4), Shevon Stoddart (5)
4x100m - Lewis, Washington, L. Barber, Bailey (2)
4x400m - L. Barber, Ross, Stoddart, Lewis (1)
Long Jump - Antoinette Wilks (2)
Triple Jump - Rashida Abdul-Malik (5)
Shot Put - India Odum (8)
Discus - Keri Groover (5)
Javelin - Heather Nisbet (8)
Heptathlon - Tacita Bass (1), Antoinette Wilks (3), Chelsea Hammond (5)

2003 - 4th

100m - Erica Whipple (2), Aleen Bailey (3)
200m - Erica Whipple (1), Aleen Bailey (3)
400m - Shevon Stoddart (5), Tawana Watkins (6)
100mH - Antoinette Wilks (6)
400mH - Tiffany Ross (1), Shevon Stoddart (3), Tawana Watkins (8)
4x100m - USC (2)
4x400m - USC (3)
Long Jump - Chelsea Hammond (8)
Shot Put - India Odum (6)
Heptathlon - Antoinette Wilks (3), Chelsea Hammond (4)

2004 - 4th

100m - Erica Whipple (7), Khalilah Carpenter (5)
200m - Khalilah Carpenter (4)
400m - Stephanie Smith (6)
100mH - Ronnetta Alexander (7), Lashinda Demus (3)
400mH - Chiquita Martin (7), Shevon Stoddart (2), Lashinda Demus (1)
4x100m - Alexander, Whipple, Smith, Carpenter (3)
4x400m - Stoddart, Smith, Carpenter, Demus (2)
High Jump - Chelsea Hammond (6)
Long Jump - Kemesha Whitmire (6), Chelsea Hammond (5)
Triple Jump - Kemesha Whitmire (6),

Rhashida Abdul-malik (5)
Discus - Precious Akins (4)
Javelin - Katie Desin (3)
Heptathlon - Chelsea Hammond (2)

2005 - 1st

100m - Shalonda Solomon (2), Erica Whipple (6), Alexis Joyce (8)
200m - Shalonda Solomon (1), Stephanie Smith (4), Erica Whipple (5), Khalilah Carpenter (8)
400m - Natasha Hastings (1), Tawana Watkins (4), Stephanie Smith (6)
800m - Shay Sheldon (4)
100mH - Shevon Stoddart (3)
400mH - Tiffany Ross (1), Shevon Stoddart (2), Tawana Watkins (3)
4x100m - Joyce, Nesbitt, Solomon, Whipple (1)
4x400m - Hastings, Ross, Smith, Stoddart (1)
Pole Vault - Cheryl Terrio (3)
Triple Jump - Kemesha Whitmire (1)
Shot Put - Precious Akins (5)

2006 - 3rd

100m - Shalonda Solomon (3), Amberly Nesbitt (7)
200m - Shalonda Solomon (1), Amberly Nesbitt (7)
400m - Natasha Hastings (2), Stephanie Smith (8)
100mH - Ronnetta Alexander (3), Chiquita Martin (7)
400mH - Chiquita Martin (3), Bailey Lewis (6)
4x100m - Hastings, Nesbitt, Giles, Solomon (1)
High Jump - Monica Bozenski (8)
Pole Vault - Cheryl Terrio (4)
Shot Put - Precious Akins (3)
Discus - Precious Akins (3), Kerri Groover (8)
Heptathlon - Kettiany Clarke (3)

2007 - 5th

100m - Shalonda Solomon (3)
200m - Shalonda Solomon (3), Natasha Hastings (4)
400m - Natasha Hastings (1)
100mH - Chiquita Martin (4), Ronnetta Alexander (8)
400mH - Krystal Cante (2nd), Chiquita Martin (3), Trier Young (5), Tawana Watkins (8)
4x100m - Martin, Hastings, Giles, Solomon (1)
4x400m - Cante, Giles, Cross, Hastings (1)
Discus - Precious Akins (1)
Long Jump - Brittney James (7)

2008 - 8th

200m - Shayla Mahan (8)
400m - Brandi Cross (2)
100mH - Trier Young (7)
400mH - Trier Young (4)
4x100m - Brookins, Mahan, Glenn, Glenn (3)
Pole Vault - Sallie Gurganus (T7)
Long Jump - Brittney James (3)
Discus - Aimee Kodat (7)
Heptathlon - Kettiany Clarke (6)

2009 - 8th

100m - LaKya Brookins (3), Shayla Mahan (5), Gabrielle Glenn (7)
100mH - Janica Austin (5)
400mH - Janica Austin (3)
4x100m - Brookins, Mahan, Glenn, Jacobs (2)
4x400m - Byrd, Austin, Jacobs, Glenn (3)
3000m Steeplechase - Beatrice Biwott (4)
Pole Vault - Sallie Gurganus (7)
High Jump - Cory Bowen (T6), Staley Foster (T8)
Shot Put - Stacey Roberts (8)
Discus - Aimee Kodat (7)
Heptathlon - Kettiany Clarke (7)

2010 - 8th

100m - Gabrielle Glenn (8)
400m - Brandi Cross (6)
100mH - Kettiany Clarke (3), Janica Austin (5)
400mH - Janica Austin (5)
4x100m - Jacobs, Mahan, Glenn, Fisher (2)
4x400m - Cross, Glenn, McCorkle, Jacobs (7)
3,000m Steeple - Beatrice Biwott (1)
High Jump - Kayla Blake (6)
Pole Vault - Vica Shobe (T3), Sallie Gurganus (T8)
Discus - Aimee Kodat (7)

2011 - 7th

100m - LaKya Brookins (2), Gabrielle Glenn (8)
200m - Gabrielle Glenn (7), Kelsey McCorkle (8)
100mH - Kierre Beckles (2)
400mH - Amber Allen (8)
4x100m - Brookins, Bandy, Glenn, McCorkle (4)
3,000m Steeple - Beatrice Biwott (4)
High Jump - Jeannelle Scheper (4)
Triple Jump - Radiance Basden (4)
Shot Put - Stacey Roberts (7), Katie Vuckovich (8)
Discus - Aimee Kodat (8)
Javelin - Emily Laurence (8)

2012 - 9th

100mH - Chalese Davis (7)
400mH - Amber Allen (6)
4x100m - Delaney, McCorkle, Bandy, Allen (6)
4x400m - Rucker, Rodrigues, Allen, Green (4)
3,000 Steeple - Beatrice Biwott (7)
5,000m - Kayla Lampe (8)
Triple Jump - Radiance Basden (8)
Shot Put - Breanna Radford (4), Stacey Roberts (6), Kaysee Sullivan (8)
High Jump - Jeannelle Scheper (5)
Pole Vault - Petra Olsen (6)
Javelin - Emily Lawrence (7)

2013 - 8th

400m - Erika Rucker (4)
100mH - Kierre Beckles (2)
400mH - Tamera Harris (5), Tyler Brockington (8)
4x100m - Johnson, Brockington, Simpson, Harris (6)
4x400m - Rucker, Green, Rodrigues, Harris (5)
High Jump - Jeannelle Scheper (2)
Pole Vault - Petra Olsen (7)
Shot Put - Breanna Radford (4)
Discus - Kaysee Sullivan (8)

2014 - 12th

200m - Ahtyana Johnson (8)
400mH - Tyler Brockington (6), Tamera Harris (8)
4x100m - Brockington, Harris, Bandy, Johnson (6)
4x400m - Johnson, Haith, Brockington, Harris (5)
High Jump - Sarah Graham (2)
Pole Vault - Petra Olsen (7)
Long Jump - Alexis Murphy (7)
Heptathlon - Sarah Graham (7)

2015 - 13th

High Jump - Jeannelle Scheper (1)
Long Jump - Alexis Murphy (8)
Triple Jump - Natasha Dicks (5)
4x100 Relay - Gabby Gray, Alexis Murphy, Ahty Johnson, Tamera Harris (8)
4x400 Relay - Aalayah Faulcon, Briana Haith, Gabby Gray, Ahty Johnson (7)

2016 - 13th

Javelin - Shelby Freedman (6)
Heptathlon - Sarah Graham (8)
Triple Jump - Natasha Dicks (3)
400m - Aliyah Abrams (4)
400mH - Tyler Brockington (7)
4x100m - Stanley, Brockington, Johnson, Gray
4x400m - Abrams, Brockington, Rucker, Holmes (2)

2017 - 11th

Shot Put - Alycia Springs (7)
Long Jump - Rougui Sow (3)
High Jump - Nakita Gray (6)
Triple Jump - Natasha Dicks (3)
400mH - Tyler Brockington (1)
4x400m - Bellamy, Holmes, Brockington, Lyles (5)

2018 - 13th

100mH - Caitlyn Little (7)
4x100m - Dendy, Davis, Mills, Pennamon (8)
Pole Vault - Hailey Sweatman (6)
Shot Put - KD Young (6)
Long Jump - Rougui Sow (4)
Triple Jump - Hanifah Abdulqadir (5)
Javelin - Shelby Freedman (8)
Heptathlon - Jordan Fields (8)

WOMEN'S SEC OUTDOOR SCORING



2019 - 13th

400m - Wadeline Jonathas (3), Aliyah Abrams (5)
10,000m - Heather Stone (4)
4x100m - Davis, Abrams, Pennamon, Jonathas (7)
4x400m - Davis, Abrams, Mills, Jonathas (4)
Heptathlon - Mathilde Coquillard-Solomon (8)

2020 - N/A
N/A

2021 - 10th

400m - Aliyah Abrams (4)
10000m - Anna Kathryn Stoddard (7)
4x100m - Omovoh, Davis, Abrams, Frank (7)
4x400m - Davis, Abrams, Johnson, Lindley (3)
400m Hurdles - Ashton Lindley (5)
High Jump - Rachel Glenn (1)

2022 - 11th

100m - Jayla Jamison (7)
200m - Jayla Jamison (6)
400m - Makenzie Dunmore (5)
4x400m - Davis, Dunmore, Frank, Registre (4)
100m Hurdles - Destinee Rocker (5)
400m Hurdles - Rachel Glenn (6)
High Jump - Rachel Glenn (2)
Hammer - KD Young (7)
Shot Put - KD Young (8)

2023 - 13th

800m - Sylvia Chelangat (2)
1500m - Silan Ayyildiz (1)
Shot Put - KD Young (8)



PROGRAM RECORDS

MEN'S INDOOR

55-METER DASH

1. Terrence Trammell	1999	6.12
2. Corey Bridges	1998	6.15
3. Adrian Durant	2004	6.23
4. Damiere Byrd	2012	6.24
Johnathan Hancock	2009	
6. Clint Crenshaw	1999	6.26
7. Andre Totton	2002	6.27
8. Shamus Singletary	2001	6.28
9. David Winters	2016	6.29
Marcus Robinson.	1996	

60-METER DASH

1. Terrence Trammell	2000	6.54
2. Corey Bridges	1997	6.61
3. Johnathan Hancock	2009	6.63
4. Kendall Kee	2014	6.65
5. David Winters	2016	6.66
Damiere Byrd	2013	
7. Ncincillii Titi	2018	6.69
8. Duan Barrino	2002	6.71
Pap Howard	2001	
10. Corey Taylor	2003	6.72
Marcus Robinson	1996	

200-METER DASH

1. Rodney Martin	2005	20.38
2. Ncincillii Titi	2018	20.45
3. David Winters	2016	20.61
4. Evan Miller	2022	20.71
5. Antonio Sales	2008	20.83
6. Pap Howard	2001	20.84
7. Anthony Greenhow, Jr.	2022	20.89
8. Andre Totton	2001	20.90
9. Leroy Dixon	2006	21.01
10. Marcus Robinson	1996	21.14

400-METER DASH

1. Quincy Hall	2019	45.25
2. Evan Miller	2023	45.91
3. Arinze Chance	2019	46.15
4. Jonathan Fortenberry	2003	46.19
5. Otis Harris	2002	46.28
6. Jimmie Hackley	1999	46.49
7. Obakeng Ngwigwa	2010	46.54
8. William Spencer, Jr.	2023	46.70
9. Keith Hinnant	2006	46.76
10. Clayton Gravesande	2013	46.81

800-METER RUN

1. Otukile Lekote	2001	1:46.13
2. Marvin Watts	1997	1:47.73
3. Adrian Bonner	1995	1:48.13
4. Otis Jones	2018	1:48.96
5. Jack Mensch	2023	1:49.70
6. William Emase	2005	1:50.06
7. Blake Newcomb	2021	1:50.14
8. Hayden Cobbe	2022	1:50.23
9. Aidan Hatton	2023	1:50.56
10. Jim Schaper	1974	1:50.58

1,000-METER RUN

1. Bob Kaczka	1969	2:25.00
2. Jim Schaper	1974	2:26.85
3. Aidan Hatton	2023	2:27.54
4. Drew Ricci	2014	2:27.65
5. Kevin Keating	2015	2:28.27
6. Jack Mensch	2023	2:28.61
7. Tim Colas	1982	2:28.90
8. LaMonte Pennington	1998	2:29.30
9. Alex Sullivan	2015	2:29.39
10. George Luke	2023	2:29.59

MILE RUN

1. Anass Essayi	2023	3:50.46
2. Robert Razick	2013	4:06.47
3. Tim Colas	1982	4:08.03
4. Tom Cronin	1993	4:08.09
5. Rogerio Amaral	2022	4:08.68
6. Jim Schaper	1974	4:10.84
7. George Luke	2023	4:11.71
8. David Olds	2022	4:12.13
9. Jackson Dawson	2023	4:12.16
10. William Emase	2004	4:12.38

3,000-METER RUN

1. Anass Essayi	2023	7:41.93
2. Rogerio Amaral	2023	8:02.55
3. Robert Razick	2013	8:16.00
4. Bob Day	1975	8:18.14
5. Andy Foster	1989	8:22.46
6. Mike Hedgecock	1990	8:23.75
7. Tom Cronin	1992	8:25.71
8. Paul Laymon	1993	8:27.14
9. Steve Mance	2005	8:28.97
10. Keith Gorski	1992	8:30.00

5,000-METER RUN

1. Rogerio Amaral	2023	13:58.05
2. Keith Gorski	1992	14:25.58
3. Bob Day	1976	14:27.54
4. Steve Mance	2005	14:36.36
5. Drew Trusty	2016	14:43.24
6. Paul Laymon	1992	14:50.15
7. Mark Cruz	1994	14:53.64
8. Eric Roschick	1995	15:04.13
9. Daniel Smoak	2010	15:12.28
10. Jered Haag	1994	15:18.10

55-METER HURDLES

1. Terrence Trammell	1999	6.94
2. Jason Richardson	2008	7.18
Stanislavs Olijars	1999	
4. Thomas Hilliard, IV	2007	7.23
5. Corey Taylor	2003	7.24
6. Terry Winston	1994	7.27
7. Fred Townsend	2004	7.30
Kenneth Ferguson	2003	
Frank Mensah	1995	
10. Johnny Dutch	2010	7.31

60-METER HURDLES

1. Terrence Trammell	1999	7.52
2. Jason Richardson	2008	7.53
3. Booker Nunley	2010	7.58
4. Stanislavs Olijars	1999	7.65
5. Kenneth Ferguson	2003	7.67
Corey Taylor	2003	
7. Dondre Echols	2016	7.69
8. Filip Demsar	2023	7.70
9. Johnny Dutch	2009	7.71
10. Stephon Torrence	2020	7.73

HIGH JUMP

1. Tye Williams	2018	2.20m	7-2.5
2. David Wilkins	2011	2.19m	7-2.25
3. Paul Wichern	1989	2.18m	7-2
4. Fred Townsend	2004	2.16m	7-1
5. Kobe Franklin	2023	2.15m	7-0.5
6. Jackson Marseille	2021	2.14m	7-0.25
Steve Wilson	1976		
8. Steve Owens	1992	2.11m	6-11
Art Henson	1992		

POLE VAULT

1. Marvin Reitze	2012	5.50m	18-0.5
Chris Steddum	2004		
3. Elliott Haynie	2010	5.38m	17-7.75
4. Patrick Tvarkunas	2000	5.36m	17-7
5. Matt Shuler	2011	5.35m	17-6.5
6. Armand Woodley	2019	5.34m	17-6.25
7. Carson Lenser	2022	5.26m	17-3
8. Simon Gyllensten	2016	5.20m	17-0.75
Dan McKenzie	2007		
10. Dale Gerek	1989	5.18m	17-0

LONG JUMP

1. Tony Allmond	2004	8.08m	26-6.25
2. Phillip Williams	1990	8.00m	26-3
3. Jarrod Hutchen	2012	7.97m	26-1.75
4. Yann Randrianasolo	2019	7.94m	26-0.75
5. Greig Cryer	2006	7.92m	26-0
6. Christian Lewis	2022	7.71m	25-3.5
7. Michael Wamer	2016	7.42m	24-4.25
8. Isaiah Moore	2015	7.38m	24-2.5
9. Blair Brooks	2023	7.33m	24-0.75
10. Fred Townsend	2004	7.32m	24-0

TRIPLE JUMP

1. Greig Cryer	2006	15.98m	52-5.25
2. Michael Wamer	2017	15.88m	52-1
3. Lincoln Carr	2011	15.67m	51-5
4. Marcus Sutton	1993	15.66m	51-4.5
5. Dorian Johnson	2012	15.21m	49-11
6. Derek Pressley	2008	15.19m	49-10
Ron Adams	1976		
8. Tony Allmond	2003	15.12m	49-7.25
9. Blair Brooks	2023	14.88m	48-10
10. Roderic Dubose	1992	14.77m	48-5.5

SHOT PUT

1. Josh Awotunde	2018	21.33m	69-11.75
2. Brad Snyder	1998	20.32m	66-8
3. Eric Favors	2020	19.68m	64-5
4. Kevin Mannon	1997	19.39m	63-7.5
5. Dylan Targgart	2023	19.26m	63-2.25
6. Jason Cook	2009	18.87m	61-11
7. Jeff Shalayda	1997	18.50m	60-8.5

35-POUND WEIGHT

1. Ryan Harrison	1999	22.40m	73-6
2. Ron Willis	1994	21.98m	72-1.25
3. Bert Sorin	1999	21.97m	72-1
4. Brett Murray	1994	21.30m	69-10.75
5. Michael Zajac	2011	21.27m	69-9.5
6. Kevin Mannon	1997	21.20m	69-7.5
7. Malik Paul	2020	20.82m	68-3
8. Brook Antonio	2006	20.79m	68-2.5

4X400-METER RELAY

1. Chance, O. Jones, Hall, Robbins	2019	3:05.68
2. Fortenberry, Lekote, Harris, Pressley	2002	3:05.90
3. Moore, Dutch, Ngwigwa, Anderson	2009	3:06.11
4. Howard, Lekote, Harris, Pressley	2001	3:06.43
5. Chance, Richardson, Leacock, Spencer	2020	3:06.53
6. Richardson, Chance, Spencer Jr., Hall	2020	3:06.63
7. Hinnant, Hilliard, Miley, Moore	2007	3:06.84
8. Hinnant, James, Luster, Richarson	2005	3:06.87

DISTANCE MEDLEY RELAY

1. Bonner, Swartz, Towle, Cronin	1995	9:43.26
2. Petersen, Junkins, Mensch, Amaral	2022	9:49.50
3. Newcomb, Leacock, Cobbe, Petersen	2021	9:54.99
4. Hoffmam, Hilliard, Cunningham, Emase	2005	9:56.46
5. Petersen, Sessom, Cobbe, Amaral	2022	9:57.97
6. DePiano, Walker, Gaither, Razick	2012	9:59.81
7. Swartz, Watts, Towle, Cronin	1995	10:00.59
8. Johnson, Coleman, Drosky, Murphy	1984	10:01.60
9. Leyh, James, Fortenberry, Baez	2007	10:02.98
10. Petersen, Sessom, Reers, Olds	2022	10:06.01

HEPTATHLON (Since 2002)

1. Fred Townsend	2004	5,581 points
2. Markus Leemet	2015	5,459 points
3. Scott Pierce	2009	5,325 points
4. Greg Royster	2004	5,293 points
5. Curt McGill	2009	5,292 points
6. Alexandre Asselin	2016	5,273 points
7. Elisha Brooks	2022	5,207 points
8. Simon Gyllensten	2018	5,155 points
9. Eddie Stoudemire	2009	5,016 points
10. Jerry Thompson, III	2011	4,968 points



PROGRAM RECORDS

MEN'S OUTDOOR

100-METER DASH

1. Terrence Trammell	2000	10.04
2. Andre Totton	2001	10.12w
3. Corey Bridges	1996	10.13
4. Ncincilli Titi	2018	10.16w
5. Chris Royster	2013	10.17w
6. Leroy Dixon	2005	10.19
7. David Winters	2017	10.20
8. Marcus Robinson	1996	10.21
9. Darrell Singleton Jr.	2019	10.23
10. Rodney Martin	2005	10.25
Anthony Greenhow, Jr.	2023	10.25w

200-METER DASH

1. Ncincilli Titi	2018	20.00
2. Rodney Martin	2005	20.34
3. Evan Miller	2022	20.35
4. Leroy Dixon	2006	20.44
5. Terrence Trammell	1999	20.45
6. Pap Howard	2001	20.47
7. David Winters	2017	20.53
8. Antonio Sales	2010	20.54
9. Obakeng Ngwigwa	2010	20.56
10. Anthony Greenhow, Jr.	2022	20.57w

400-METER DASH

1. Quincy Hall	2019	44.53
2. Otis Harris	2003	44.57
3. Evan Miller	2023	45.11
4. Jimmie Hackley	2000	45.64
5. Jonathan Fortenberry	2002	45.67
6. Clayton Gravesande	2012	45.93
7. Arinze Chance	2019	46.05
8. Obakeng Ngwigwa	2010	46.09
9. Otukile Lekote	2001	46.12
10. Quentin Moore	2008	46.18

800-METER RUN

1. Otukile Lekote	2001	1:44.47
2. Anass Essayi	2022	1:47.70
3. Marvin Watts	1998	1:47.74
4. Otis Jones	2018	1:47.83
5. Bob Kaczka	1970	1:48.01
6. Adrian Booner	1995	1:48.13
7. William Emase	2005	1:48.23
8. Jim Schaper	1972	1:48.71
9. Jack Mensch	2023	1:49.57
10. John Brown	1974	1:49.94

1,500-METER RUN

1. Anass Essayi	2023	3:36.89
2. Jim Schaper	1974	3:42.48
3. Tim Colas	1982	3:44.79
4. Alan Drosky	1984	3:45.79
5. Halston Taylor	1976	3:47.14
6. Bob Crumbie	1965	3:48.24
7. Tom Howe	1987	3:48.90
8. William Emase	2003	3:49.07
9. Tom Cronin	1993	3:49.12
10. Alexander Galbraith	2022	3:49.55

3,000-METER RUN (SINCE 2000)

1. Sean Petersen	2021	8:37.90
2. Carson Strom	2018	8:40.65
3. Drew Trusty	2016	8:50.57
4. Mason Joiner	2021	8:57.61
5. Greg Lowing	2015	9:01.42
6. Benjamin Thoms	2019	9:01.83
7. Daniel Williams	2005	9:02.95
8. Sango Asante	2014	9:06.38
9. Alex Sullivan	2014	9:07.79
10. Daniel Smoak	2009	9:15.41

5,000-METER RUN

1. Rogério Amaral	2023	13:52.94
2. Tom Howe	1987	14:06.54
3. Ken Castello	1987	14:13.24
4. Bob Day	1975	14:16.14
5. Paul Laymon	1992	14:29.40
6. Jim Carey	1978	14:30.24
7. Tim Colas	1983	14:32.54
8. Mike Hedgcock	1990	14:33.20
9. Keith Gorski	1993	14:35.40
10. Rob Devlin	1986	14:41.74

10,000-METER RUN

1. Rob Devlin	1986	30:05.24
2. Leon Cook	1976	30:12.86
3. Rogério Amaral	2023	30:15.90
4. Keith Gorski	1992	30:23.88
5. Mark Cruz	1994	30:29.89
6. Paul Laymon	1989	30:52.20
7. Andy Bredfield	1990	31:09.05
8. Carson Strom	2019	31:11.28
9. Ted Fort	1990	31:17.70
10. Greg Wimer	1985	31:26.24

110-METER HURDLES

1. Terrence Trammell	2000	13.19
2. Jason Richardson	2008	13.21
3. Isaiah Moore	2019	13.25w
4. Johnny Dutch	2010	13.30w
5. Booker Nunley	2009	13.32
6. Dondre Echols	2016	13.35w
7. Kenneth Ferguson	2003	13.53
8. Filip Demsar	2023	13.57w
9. Jermaine Collier	2016	13.61
10. Thomas Hilliard	2007	13.70

400-METER HURDLES

1. Johnny Dutch	2010	47.63
2. Quincy Hall	2019	48.48
3. Kenneth Ferguson	2003	48.79
4. Tony Rambo	1982	48.90
5. Jussi Heikkila	2008	49.39
6. William Spencer, Jr.	2022	49.56
7. Thomas Hilliard	2007	49.63
8. Jussi Kanervo	2015	49.66*
9. Jason Richardson	2006	49.82
10. Anthony Bennon	1987	50.04

3,000-METER STEEPLECHASE

1. Andy Foster	1988	8:57.96
2. Tom Cronin	1995	9:00.58
3. Leon Cook	1977	9:01.44
4. Mike Hedgcock	1989	9:03.79
5. Brad Herbster	1991	9:08.57
6. Paul Laymon	1993	9:10.90
7. Max Minter	1981	9:13.04
8. Mike Costello	1985	9:14.11
9. Jered Haag	1994	9:16.97
10. Steve Mance	2005	9:24.07

4X100-METER RELAY

1. Crenshaw, Trammell, Hackley, Howard	2000	38.45
2. Crenshaw, Trammell, Mays, Price	1999	38.92
3. Kee, Royster, Winfrey, Sanders	2014	38.98
4. Barrino, Law, Totton, Taylor	2002	39.01
5. Carter, Sales, Moore, Ngwigwa	2010	39.07
6. Trammell, Bridges, Dempers, Price	1998	39.08
7. Hancock, Sales, Moore, Ngwigwa	2009	39.09
8. Lewis, Winters, Bermudez, Titi	2017	39.12
9. Totton, Howard, Crenshaw, Taylor	2001	39.19
10. Trammell, Price, Dempers, Williams	1998	39.27

4X200-METER RELAY

1. Ngwigwa, Sales, Moore, Anderson	2009	1:21.60
2. Chance, Singleton, Miller, Hall	2019	1:21.87
3. Bermudez, Collier, Titi, Winters	2016	1:21.93
4. USC A	1999	1:21.94
5. Singleton, Winters, Bermudez, Titi	2017	1:22.01
6. Winters, Lewis, Titi, Bermudez	2016	1:22.38
7. Singleton, Winters, Lewis, Titi	2017	1:22.48
8. Ngwigwa, Sales, Carter, Dutch	2010	1:22.69
9. Carter, Royster, Winfrey, Gravesande	2012	1:22.76
10. Walker, Echols, Lewis, Chiles	2015	1:22.80

4X400-METER RELAY

1. Law, Lekote, Harris, Fortenberry	2002	3:02.16
2. Chance, Robbins, Hall, Jones	2019	3:02.68
3. Ferguson, Lekote, Fortenberry, Harris	2003	3:02.86
4. Dutch, Ngwigwa, Anderson, Moore	2009	3:02.88
5. Gravesande, Echols, Winfrey, Bermudez	2015	3:03.13
6. Ngwigwa, Dutch, Anderson, Moore	2010	3:03.58
7. Moore, Hilliard, James, Miley	2007	3:03.86
8. Ngwigwa, Richardson, Dutch, Anderson	2009	3:03.89
9. Law, Howard, Lekote, Harris	2001	3:04.36
10. Ngwigwa, Dutch, Moore, Richardson	2009	3:04.49

4X800-METER RELAY

1. Shelley, J. Brown, D. Brown, J. Schaper	1974	7:24.94
2. Wright, Hatton, Dawson, Mensch	2023	7:25.33
3. Towle, Watts, Cronin, Bonner	1995	7:26.41
4. Towle, Swaetz, Goodwin, Bonner	1994	7:28.50
5. Cronin, Kerns, Swartz, Bonner	1993	7:32.69
6. Wright, Hatton, Dawson, Mensch	2023	7:33.88
7. Howe, Peddie, Kaczka, Eidson	1968	7:34.74

4X1500-METER RELAY

1. Bahura, Haire, Foster, Howe	1987	15:56.35
2. Cronin, Robinson, Karcans, Herbster	1991	15:57.99
3. Robinson, Hart, Hedgcock, Foster	1989	15:59.61
4. Karcans, Herbster, Robinson, Hedgcock	1991	16:00.90
5. Hart, Laymon, Hedgcock, Foster	1989	16:01.03

SPRINT MEDLEY RELAY

1. Price, Trammell, Dempers, Watts	1998	3:13.00
2. USC A	2001	3:13.58
3. Barrino, Harris, Pressley, Lekote	2002	3:16.25
4. Durant, Martin, Richardson, Emase	2005	3:19.15
5. USC A	2003	3:19.82
6. Small, Eidson, Harris, Kaczka	1974	3:20.04
7. Robinson, Williams, Price, Watts	1997	3:20.18
8. Griddine, Coleman, Rhodes, Drosky	1984	3:20.89
9. Bennon, Taylor, Patterson, Taylor	1986	3:21.24
10. Singleton, Howard, Robbins, Jones	2018	3:21.84

DISTANCE MEDLEY RELAY

1. D. Brown, Reid, J. Brown, Schaper	1974	9:39.34
2. Cronin, Watts, Bonner, Towle	1995	9:46.01
3. Essayi, Mensch, Cobbe, Petersen	2022	9:49.11
4. Bonner, Kerns, Swartz, Cronin	1993	9:52.91
5. USC	1976	9:59.50
6. Towle, Goodwin, Swartz, Cronin	1994	10:04.20
7. Kerns, Love, Bonner, Cronin	1991	10:12.02
8. Hatton, Wright, Dawson, Luke	2023	10:12.09

SHUTTLE HURDLE RELAY

1. Taylor, Townsend, Ryan, Ferguson	2003	53.94
2. Dutch, Nunley, Stoudemire, Richardson	2009	55.47
3. Echols, Collier, Kanervo, Moore	2015	55.53
4. Anderson, Johnson, Taylor, Trammell	2000	56.28
5. Mensah, Owens, Phillips, Winston	1993	56.31
6. Mensah, Winston, Phillips, Owens	1994	56.59
7. Echols, Collier, Moore, Asselin	2016	56.63
8. Walker, Hall, Briggs, Moore	2019	57.49

HIGH JUMP

1. Tye Williams	2017	2.25m	7-4.5
2. Paul Wiechern	1988	2.22m	7-3.25
3. Gus Kirkland	1981	2.20m	7-2.75
4. Jackson Marseille	2022	2.18m	7-1.75
Steve Wilson	1977		
6. Fred Townsend	2001	2.16m	7-1
Marve Johnson	1983		
8. David Wilkins	2011	2.15m	7-0.5
9. Lee Hughes	1999	2.14m	7-0.25
10. Art Henson	1992	2.11m	6-11

POLE VAULT

1. Marvin Reitze	2012	5.51m	18-1
2. Elliott Haynie	2009	5.45m	17-10.5
3. Chris Steddum	2002	5.38m	17-7.75
4. Dale Gerke	1988	5.32m	17-5.5
5. Dillon McCarthy	2023	5.30m	17-4.5
Armand Woodley	2018		
Matt Shuler	2011		
8. Carson Lenser	2022	5.25m	17-2.75
9. Darren Davis	1988	5.23m	17-1.75
10. Dan McKenzie	2006	5.20m	17-0.75



PROGRAM RECORDS

MEN'S OUTDOOR

LONG JUMP

1. Tony Allmond	2004	8.35m	27-4.75w
2. Yann Randrianasolo	2019	8.12m	26-7.75
3. Jarrod Hutchen	2012	7.97m	26-1.75w
4. Greig Cryer	2006	7.86m	25-9.25
5. Rolando Adams	1979	7.80m	25-7
6. Phillippe Williams	1991	7.67m	25-2
7. Peter Edeh	1984	7.65m	25-1
Sam Scott	1982		
9. Anthony Wood	1982	7.56m	24-9.75
10. Ronn Adams	1976	7.53m	24-8.5

TRIPLE JUMP

1. Michael Wamer	2015	16.47m	54-0.5
2. Ron Adams	1975	15.90m	52-2
3. Derek Pressley	2007	15.81m	51-10.5
4. Lincoln Carr	2011	15.66m	51-4.5
5. Marcus Sutton	1993	15.65m	51-4.25
6. Greig Cryer	2006	15.64m	51-4
7. Yann Randrianasolo	2019	15.61m	51-2.75
8. Berle Stocks	1976	15.47m	50-9
9. James Wilson	1982	15.44m	50-8
10. Wade Brantley	1988	15.41m	50-6.5

SHOT PUT

1. Josh Awotunde	2018	20.77m	68-1.75
2. Brad Snyder	1999	20.51m	67-3.5
3. Dylan Targgart	2023	19.89m	65-3.25
4. Eric Favors	2021	19.85m	65-1.5
5. Jason Cook	2009	19.39m	63-7.5
6. Kevin Mannon	1997	19.07m	62-6.75
7. Ben Bonhurst	2017	18.77m	61-7
8. Ron Yarab	1981	18.66m	61-2.5
9. Ron Willis	1994	18.61m	61-0.75
10. Jeff Shalayda	1996	18.48m	60-7.75

DISCUS

1. Ryan Harrison	1999	60.01m	196-10
2. Brett Murray	1994	59.43m	194-11
3. Brad Snyder	1999	58.71m	192-7
4. Art Swarts	1966	58.61m	192-3
5. Josh Awotunde	2017	58.51m	191-11
6. Malik Paul	2021	58.35m	191-5
7. Chad Moreau	1995	57.62m	189-0
8. Kevin Mannon	1997	57.41m	188-4
9. Ron Willis	1994	57.09m	187-3
10. Brook Antonio	2006	55.89m	183-4

HAMMER

1. John Stoikos	1995	67.78m	222-4
2. Clarence Gallop	2017	67.35m	220-11
3. Bert Sorin	1999	67.01m	219-10
4. Kevin Mannon	1997	66.18m	217-1
5. Ron Willis	1994	65.52m	214-11
6. Michael Zajac	2010	64.43m	211-0
7. Brett Murray	1995	63.79m	209-3
8. Ryan Harrison	1999	63.57m	208-6
9. Mattias Ohlsson	1997	63.42m	208-1
10. Malik Paul	2021	62.42m	204-9

JAVELIN (OLD)

1. Lou DeChicchio	1975	73.90m	242-5
2. Tom Chapman	1974	69.05m	226-6
3. Ron Yarab	1981	68.29m	224-0
4. Dick Bartulski	1956	66.36m	217-8
5. John Madden	1981	65.85m	216-0
6. Mike Cauley	1971	64.79m	212-6
7. Don Brown	1965	63.95m	209-9
8. James Jenkins	1967	61.83m	202-10
9. Eric Eversole	1983	56.40m	185-0

JAVELIN (NEW)

1. Joshua Suttmeier	2012	72.71m	238-6
2. Jason LaBarbera	1997	72.35m	237-4
3. Kaleb Zuidema	2016	71.08m	233-2
4. Erik Heymann	2007	68.16m	223-7
5. Derek McMillian	1994	65.83m	215-11
6. Patrick Keegan	1988	64.83m	212-8
7. Joe Schroeder	2007	63.26m	207-6
8. Scott Alsup	2003	62.85m	206-2
9. Garry Martin	2003	60.82m	199-6
10. Phillippe Williams	1990	60.61m	198-10

DECATHLON

1. Markus Leemet	2017	7,720 points
2. Phillippe Williams	1990	7,598 points
3. Wade Brantley	1988	7,406 points
4. Fred Townsend	2003	7,345 points
5. Alexandre Asselin	2016	7,219 points
6. Scott Pierce	2010	7,056 points
7. Steve Owens	1995	7,051 points
8. Eddie Stoudemire	2010	6,858 points
9. CJ Anderson	2000	6,817 points
10. Greg Royster	2006	6,776 points



PROGRAM RECORDS

WOMEN'S INDOOR

55-METER DASH

1. Amberly Nesbitt	2006	6.72
2. Shalonda Solomon	2006	6.73
3. LaKya Brookins	2009	6.76
4. Miki Barber	2003	6.82
5. Shayla Mahan	2009	6.83
Aleen Bailey	2002	
Erica Whipple	2002	
8. Mechelle Lewis	2000	6.84
9. Tatianna Fisher	2010	6.89
Gabby Glenn	2010	

60-METER DASH

1. LaKya Brookins	2011	7.09
2. Amberly Nesbitt	2006	7.21
Shalonda Solomon	2006	
4. Jayla Jamison	2023	7.23
Shayla Mahan	2009	
Aleen Bailey	2003	
7. Lisa Barber	2000	7.28
8. Gabrielle Glenn	2008	7.32
9. Khalilah Carpenter	2005	7.33
Mechelle Lewis	2000	

200-METER DASH

1. Shalonda Solomon	2006	22.57
2. Aleen Bailey	2003	23.03
3. Jayla Jamison	2023	23.05
4. Miki Barber	2000	23.06
5. Lisa Barber	2002	23.08
6. Erica Whipple	2002	23.13
7. Tierra Frasier	2022	23.29
Khalilah Carpenter	2005	
9. Demetria Washington	2001	23.33
10. Natasha Hastings	2007	23.39

400-METER DASH

1. Natasha Hastings	2007	50.80
2. Stephanie Davis	2022	51.29
3. Lashinda Demus	2004	51.59
4. Miki Barber	2000	51.92
5. Demetria Washington	2001	52.06
6. Brandi Cross	2008	52.12
7. Erika Rucker	2013	52.22
8. Aliyah Abrams	2019	52.27
9. Briana Haith	2016	52.34
10. Tiffany Ross	2005	52.43

800-METER RUN

1. Shay Shelton	2006	2:06.05
2. Charmaine Howell	1998	2:06.13
3. Silan Ayyildiz	2023	2:06.41
4. Sylvia Chelangat	2023	2:07.26
5. Elena Kelety	2023	2:07.43
6. Tawana Watkins	2003	2:08.27
7. Kristina Brown	1999	2:08.77
8. Shannon Wyont	1990	2:09.30
9. Kieley Gayle	2023	2:09.43
10. Grace Zamrowski	2023	2:09.83

1,000-METER RUN

1. Anna Todd	2015	2:50.51
2. Irene Vian	2016	2:51.52
3. Alex Costantino	2023	2:52.81
4. Grace Zamrowski	2023	2:54.38
5. Allie Mueller	2018	2:57.67
6. Scolastica Jepngetich	2011	2:57.81
7. Liz Figlar	1993	2:57.84
8. Tracey Capper	1993	2:58.90
9. Sierra Biber	2020	3:00.15
10. Dana Purser	1990	3:00.34

MILE RUN

1. Silan Ayyildiz	2023	4:32.14
2. Tracey Capper	1996	4:43.90
3. Dani Barnes	2009	4:47.19
4. Svenja Sommer	2023	4:48.23
5. Anna Todd	2015	4:49.46
6. Allie Mueller	2018	4:52.45
7. Anna Kathryn Stoddard	2020	4:53.38
8. Alex Costantino	2023	4:53.84
9. Meredith Mill	2012	4:54.73
10. Jenny Lake	2003	4:55.10

3,000-METER RUN

1. Silan Ayyildiz	2023	9:10.54
2. Beatrice Biwott	2011	9:39.97
3. Jenny Lake	2005	9:41.35
4. Anna Kathryn Stoddard	2020	9:44.36
5. Dani Barnes	2009	9:44.55
6. Heather Stone	2021	9:51.88
7. Anna Todd	2015	9:53.82
8. Allie Mueller	2019	9:54.13
9. Sue McGhie	1992	9:54.72
10. Chelsea France	2013	9:55.90

5,000-METER RUN

1. Kayla Lampe	2013	16:19.02
2. Anna Kathryn Stoddard	2020	16:41.02
3. Sue McGhie	1992	16:54.61
4. Heather Stone	2020	17:10.39
5. Jenny Lake	2004	17:03.45
6. Mary Reiser	2014	17:07.81
7. Beatrice Biwott	2010	17:13.30
8. Mary Fouse	2013	17:14.85
9. Brooke Wilson	2021	17:17.44
10. Hannah Twine	2020	17:19.83

55-METER HURDLES

1. Kierre Beckles	2012	7.55
2. Ronnetta Alexander	2006	7.60
Jackie Madison	1998	
4. Tiffany Ross	2003	7.63
5. Lashinda Demus	2004	7.64
6. Ellakisha Williamson	2000	7.66
7. Chiquita Martin	2007	7.76
8. Taranisha Taylor	2016	7.79
9. Kettiany Clarke	2006	7.80
Janica Austin	2010	

60-METER HURDLES

1. Destinee Rocker	2022	8.07
2. Kierre Beckles	2012	8.11
Lashinda Demus	2004	
4. Ellakisha Williamson	2000	8.15
5. Jackie Madison	2001	8.16
6. Ronnetta Alexander	2006	8.17
7. Caitlyn Little	2020	8.21
8. Milan Parks	2019	8.23
9. Taranisha Taylor	2017	8.25
10. Tiffany Ross	2005	8.29

4X400-METER RELAY

1. Ross, M. Barber, Washington, Demus	2003	3:28.25
2. Dunmore, Davis, Johnson, Pyatt	2022	3:29.36
3. Smith, Stoddard, Watkins, Demus	2004	3:29.53
4. Davis, Abrams, Mills, Jonathas	2019	3:29.56
5. Smith, Cantey, Cross, Hastings	2007	3:29.57
6. Ross, Stoddard, Smith, Solomon	2005	3:30.01
7. Ross, Stoddard, Smith, Hastings	2005	3:30.07
8. Bass, M. Barber, Griffin, Washington	2001	3:30.08
9. Frank, Francis, Johnson, Registre	2023	3:30.09
10. Stoddard, Washington, Bass, Demus	2002	3:30.36

4X800-METER RELAY

1. Singletary, Capper, Figlar, Bertrand	1993	9:13.20
2. Evans, Todd, Sprague, Miller	2015	9:15.76
3. Watkins, Chain, Lake, Shelton	2005	9:23.58
4. Mueller, Vian, Evans, Heneage	2016	9:27.69
5. Bertrand, Fife, Purser, St. Peter	1990	9:28.34
6. Crouse, Evans, Beaubien, Stoddard	2017	9:28.95
7. Bertrand, St. Peter, Adams, McGhie	1991	9:29.22

DISTANCE MEDLEY RELAY

1. Costantino, Registre, Kelety, Sommer	2023	11:22.59
2. Ramomene, Stoddard, Watkins, Lake	2003	11:30.72
3. Mueller, Mills, Kavanaugh, Stoddard	2019	11:38.69
4. Nasir, Biber, Kavanaugh, Mueller	2019	11:40.39
5. Chain, Martin, Watkins, Lake	2005	11:42.73
6. Costantino, Kelety, Gayle, Zamrowski	2023	11:42.88
7. Ramonene, Martin, Shelton, Rackow	2004	11:44.30
8. Mueller, Williams, Kavanaugh, Stoddard	2019	11:46.08
9. Locke, Allen, Henderson, Biwott	2011	11:46.13
10. Shelton, Giles, Watkins, Lake	2005	11:46.23

HIGH JUMP

1. Jeannelle Scheper	2013	1.91m	6-3.25
2. Rachell Glenn	2022	1.88m	6-2
3. Jordan Fields	2018	1.85m	6-0.75
Lissa Labiche	2018		
5. Nakita Gray	2016	1.82m	5-11.5
6. Hanifah Abdulqadir	2018	1.80m	5-10.75
7. Sarah Graham	2014	1.79m	5-10.5
Chelsea Hammond	2004		
9. Kayla Blake	2008	1.73m	5-8
Erin Narzinski	1999		

POLE VAULT

1. Hailey Sweatman	2020	4.35m	14-3.25
2. Vica Shobe	2010	4.26m	13-11.75
3. Petra Olsen	2013	4.24m	13-11
4. Cheryl Terrio	2006	4.12m	13-6.25
5. Sallie Gurganus	2009	4.02m	13-2.25
6. Allie Nicosia	2010	4.00m	13-1.5
Liza Todd	2009		
8. Adele Blalock	2020	3.95m	12-11.5
Angie Rummans	2011		
10. Emma Stone	2023	3.90m	12-9.5

LONG JUMP

1. Antoinette Wilks	2001	6.60m	21-8
2. Chelsea Hammond	2006	6.52m	21-4.75
3. Rougui Sow	2017	6.46m	21-2.5
4. Erin Narzinski	1998	6.35m	20-10
5. Kemesha Whitmire	2003	6.24m	20-5.75
6. Brittny James	2008	6.22m	20-5
7. Alexis Murphy	2015	6.15m	20-2.25
8. Tacita Bass	2002	6.12m	20-0.75
9. Makyla Stanley	2017	6.05m	19-10.25
10. Rodena Barr	2000	6.01m	19-8.75

TRIPLE JUMP

1. Natasha Dicks	2017	13.47m	44-2.5
2. LeAnna Morrison	2015	13.24m	43-5.25
3. Hanifah Abdulqadir	2020	13.21m	43-4.25
4. Rodena Barr	2000	13.09m	42-11.5
5. Kemesha Whitmire	2006	13.03m	42-9
6. Radiane Basden	2012	12.88m	42-3.25
7. Antoinette Wilks	2001	12.68m	41-7.25
8. Shaianne Sipsey	2022	12.58m	41-3.25
9. Rashida Abdul-Malik	2003	12.55m	41-2.25
10. Funlayo Oluwole	2017	12.11m	39-8.75

SHOT PUT

1. Crystal Brownlee	1998	17.07m	56-0
2. KD Young	2023	16.84m	55-3
3. Breanna Radford	2013	16.68m	54-8.75
4. Nicole Kendrick	2003	16.35m	53-7.75
5. Dawn Ellerbe	1997	16.31m	53-6
6. Lisa Misipeka	1997	16.05m	52-8
7. Alycia Springs	2021	16.01m	52-6.5
8. India Odum	2004	15.94m	52-3.75
9. Lynette Keppler	2001	15.92m	52-2.75
10. Precious Akins	2007	15.48m	50-9.5

20-POUND WEIGHT

1. Dawn Ellerbe	1997	21.72m	71-3.75
2. Lisa Misipeka	1998	21.58m	70-9.75
3. Kayla Racine	2022	20.08m	65-10.5
4. Michelle Fournier	1999	19.65m	64-5.75
5. Mamee Groves	2002	19.62m	64-4.25
6. KD Young	2023	19.25m	63-2
7. Precious Akins	2007	19.15m	62-10
8. Crystal Brownlee	1997	19.04m	62-5.75
9. Amanda Murphy	2020	18.82m	61-9
10. Loren Thouvenot	1998	18.00m	59-0.75

PENTATHLON (Since 2002)

1. Chelsea Hammond	2004	4,133 points
2. Sarah Graham	2014	4,107 points
3. Antoinette Wilks	2003	4,066 points
4. Kettiany Clarke	2010	4,064 points
5. Jordan Fields	2018	3,967 points
6. Chalesse Davis	2016	3,931 points
7. Tacita Bass	2002	3,723 points
8. Kara Lyles	2017	3,564 points
9. Reanna Townsend	2007	3,434 points
10. Chelsea Kaczmarek	2006	3,229 points



PROGRAM RECORDS

WOMEN'S OUTDOOR

100-METER DASH

1. LaKya Brookins	2011	11.02w
2. Shalonda Solomon	2006	11.07
3. Jayla Jamison	2023	11.11w
4. Erica Whipple	2003	11.15
5. Aleen Bailey	2003	11.17
6. Amberly Nesbitt	2006	11.18
7. Shayla Mahan	2011	11.20
8. Lisa Barber	2002	11.35
9. Gabrielle Glenn	2011	11.41
10. Makyla Stanley	2019	11.43

200-METER DASH

1. Shalonda Solomon	2006	22.36
2. Aleen Bailey	2002	22.54
3. Natasha Hastings	2007	22.61
4. Miki Barber	2001	22.71
Jayla Jamison	2023	22.71w
6. Erica Whipple	2003	22.82
7. Demetria Washington	2001	22.87
8. Stephanie Davis	2019	23.01
9. Lisa Barber	2002	23.01
10. Wadeline Jonathas	2019	23.20

400-METER DASH

1. Wadeline Jonathas	2019	49.60
2. Natasha Hastings	2007	49.84
3. Miki Barber	2001	50.63
4. Lisa Barber	2002	50.87
5. Stephanie Smith	2005	50.93
6. Aliyah Abrams	2019	51.13
7. Demetria Washington	2001	51.23
8. Lashinda Demus	2002	51.24
9. Stephanie Davis	2021	51.36
10. Makenzie Dunmore	2022	51.62

800-METER RUN

1. Sylvia Chelangat	2023	2:02.58
2. Charmaine Howell	1998	2:02.91
3. Shay Shelton	2005	2:06.30
4. Silan Ayyildiz	2023	2:07.15
5. Erika Rucker	2013	2:07.27
6. Andrea Hallmon	1999	2:07.29
7. Kristina Brown	1999	2:07.47
8. Tracey Capper	1996	2:07.90
9. Kieleay Gayle	2023	2:08.57
10. Lashinda Demus	2004	2:09.16

1,500-METER RUN

1. Silan Ayyildiz	2023	4:12.11
2. Anna Kathryn Stoddard	2021	4:25.74
3. Tracey Capper	1996	4:26.36
4. Anna Todd	2014	4:26.51
5. Shannon Wyont	1990	4:28.46
6. Svenja Sommer	2023	4:28.76
7. Charmaine Howell	1998	4:29.35
8. Allie Mueller	2019	4:29.74
9. Jenny Lake	2005	4:29.91
10. Ivana Skladana	1997	4:31.03

3,000-METER RUN

1. Anna Kathryn Stoddard	2021	9:29.76
2. Tracey Capper	1994	9:43.62
3. Ivana Skaldana	1997	9:45.42
4. Liz Figlar	1996	9:46.95
5. Dani Barnes	2009	9:49.64
6. Heather Stone	2019	9:49.83
7. Tanya Povey	1998	9:53.10
8. Sue McGhie	1993	9:54.10
9. Jenny Lake	2002	9:55.49
10. Christine Kent	2016	9:55.92

5,000-METER RUN

1. Anna Kathryn Stoddard	2021	16:12.77
2. Sue McGhie	1994	16:42.83
3. Heather Stone	2021	16:45.41
4. Mary Reiser	2016	16:47.24
5. Jenny Lake	2004	16:49.43
6. Kayla Lampe	2014	16:55.06
7. Tanya Povey	1998	16:58.87
8. Christine Kent	2016	16:59.40
9. Gabriella Gait-Smith	2023	17:10.71
10. Alexis Fife	1991	17:11.50

10,000-METER RUN

1. Kayla Lampe	2013	33:43.95
2. Heather Stone	2019	34:20.22
3. Tanya Povey	1998	34:31.41
4. Anna Kathryn Stoddard	2021	34:32.65
5. Mary Reiser	2014	35:41.08
6. Lisa Monti	1995	36:07.90
7. Sue McGhie	1994	36:11.80
8. Christine Kent	2016	36:38.20
9. Kira Jenkins	2022	36:44.26
10. Penny Boswell	2012	36:53.83

100-METER HURDLES

1. Ellakisha Williamson	2000	12.81
2. Jackie Madison	2000	12.92
3. Destinee Rocker	2022	12.95
4. Tiffany Ross	2005	12.99
Lashinda Demus	2004	
6. Kierre Beckles	2011	13.01
7. Ronnetta Alexander	2006	13.08
8. Caitlyn Little	2018	13.10
9. Kettiany Clarke	2010	13.20
10. Milan Parks	2018	13.24

400-METER HURDLES

1. Lashinda Demus	2004	53.43
2. Shevon Stoddard	2005	54.47
3. Tiffany Ross	2005	54.56
4. Tyler Brockington	2017	55.97
5. Krystal Canteay	2007	56.21
6. Rachel Glenn	2022	56.43
7. Tacita Bass	2001	57.31
8. Ellakisha Williamson	1999	57.32
9. Tawana Watkins	2005	57.33
10. Ashton Lindley	2021	57.35

3,000-METER STEEPLECHASE

1. Beatrice Biwott	2012	10:13.81
2. Chelsea France	2013	10:42.93
3. Kelsey Larkin	2019	11:14.38
4. Sarah Falta	2014	11:17.78
5. Allie Whitley	2015	11:35.13
6. Lisa McKinney	2008	11:46.99
7. Meredith Mill	2012	11:50.79
8. Kinsey Eschenburg	2002	12:03.35
9. Jessica Smith	2006	12:04.71
10. Sarah Taylor	2015	12:19.59

4X100-METER RELAY

1. Ross, Whipple, Joyce, Bailey	2003	42.83
2. Ross, Whipple, Joyce, Solomon	2005	43.00
3. Hastings, Nesbitt, Giles, Solomon	2006	43.09
4. Whipple, Washington, L. Barber, Bailey	2002	43.12
5. Jamison, Dunmore, Frank, Frasier	2022	43.21
6. USC-A	2007	43.25
7. Nesbitt, Whipple, Joyce, Solomon	2005	43.40
8. Brookins, Mahan, Glenn, Jacobs	2009	43.41
9. Brookins, Bandy, Glenn, Mahan	2011	43.72
10. Davis, Stanley, Pennamon, Jonathas	2019	43.86

4X200-METER RELAY

1. Bailey, M. Barber, Joyce, Whipple	2003	1:30.73
2. M. Barber, L. Barber, Lewis, Washington	2000	1:30.99
3. Smith, Whipple, Carpenter, Solomon	2005	1:31.56
4. Martin, Hastings, Giles, Solomon	2005	1:31.57
5. Martin, Giles, Cross, Hastings	2007	1:32.00

4X400-METER RELAY

1. Davis, Dunmore, Frank, Registre	2022	3:25.45
2. Washington, Ross, Bass, Demus	2002	3:26.46
3. Johnson, Davis, Lindley, Abrams	2021	3:26.74
4. Davis, Abrams, Mills, Jonathas	2019	3:26.90
5. Demus, Stoddard, Watkins, Smith	2004	3:27.19
6. Stoddard, Hastings, Ross, Smith	2005	3:27.22
7. Abrams, Davis, Jonathas, Mills	2019	3:27.53
8. Dunmore, Davis, Jamison, Johnson	2022	3:27.86
9. Washington, Ross, Stoddard, Demus	2002	3:28.06
10. Davis, Abrams, Johnson, Lindley	2021	3:28.73

4X800-METER RELAY

1. Gayle, Keley, Costantino, Ayyildiz	2023	8:40.20
2. Demus, Shelton Watkins, Ramonene	2004	8:45.44
3. Gayle, Costantino, Zamrowski, Chelangat	2023	8:45.92
4. Nagbe, Gayle, Costantino, Zamrowski	2022	8:49.38
5. Hallmon, Williams, Howell, Brown	1998	8:56.46
6. Locke, Jpngetich, O'Reilly, Henderson	2011	8:56.61
7. Keley, Chelangat, Gayle, Zamrowski	2023	8:56.91
8. Evans, Harding, M. McCoy, Miller	2015	8:57.85
9. Brown, Hallmon, Peebles, Davis	1999	8:59.16
10. USC	2004	9:02.21

DISTANCE MEDLEY RELAY

1. Sommer, Gayle, Zamrowski, Ayyildiz	2023	11:19.09
2. Mueller, Williams, Biber, Nasir	2019	11:39.22
3. Capper, Figlar, Grey, Smith	1996	11:40.52
4. Zimmer, Allen, Todd, Mill	2013	11:47.93
5. Eschenburg, Carpenter, Lewis, Lake	2002	11:53.28
6. Ramonene, King, Shelton, Rackow	2004	11:53.77
7. Figlar, Ferguson, Capper, McGhie	1993	11:54.11
8. Bristol, Young, Brown, Chain	2007	11:58.00

SPRINT MEDLEY RELAY

1. Joyce, Carpenter, Martin, Shelton	2005	3:46.44
2. Howze, Brown, Smith, Shelton	2006	3:49.86
3. Frasier, Sumpster, Nagbe, Gayle	2022	3:56.69
4. Holmes, Dendy, Evans, Mueller	2016	3:58.39
5. Little, Oluwole, Haith, Mueller	2018	4:04.08
6. Parks, Coquillaud-Salomon, Williams, Biber	2019	4:05.08
7. Davis, Hubbard, Evans, Miller	2015	4:07.24

4X1500-METER RELAY

1. Purser, Wyont, Fife, Adams	1990	19:00.20
2. Skladana, Brown, Peebles, Davis	1998	19:17.55
3. Adams, McGhie, Monti, Capper	1994	19:22.56

HIGH JUMP

1. Jeannelle Schepher	2015	1.96m	6-5
2. Rachel Glenn	2021	1.93m	6-4
3. Lissa Labiche	2018	1.82m	5-11.5
Nakita Gray	2017		
Chelsea Hammond	2005		
6. Jordan Fields	2021	1.78m	5-10
Sarah Graham	2016		
8. Hanifah Abdulqadir	2018	1.75m	5-8.75
9. Julie Symonds	1994	1.73m	5-8
10. Monica Bozenski	2006	1.71m	5-7.25

POLE VAULT

1. Petra Olsen	2014	4.26m	13-11.75
2. Hailey Sweatman	2021	4.20m	13-9.25
3. Vica Shobe	2010	4.13m	13-6.5
4. Cheryl Terrio	2006	4.11m	13-5.75
5. Liza Todd	2009	4.01m	13-1.75
6. Angie Rummans	2011	4.00m	13-1.5
Sallie Gurqanus	2009		
8. Adele Blalock	2018	3.95m	12-11.5
9. Kylene Nixon	1998	3.87m	12-8.25
10. Megan Wall	2014	3.85m	12-7.5
Allie Nicosia	2009		

LONG JUMP

1. Rouqui Sow	2017	6.72m	22-0.75
2. Chelsea Hammond	2004	6.57m	21-6.75
3. Antoinette Wilks	2003	6.52m	21-4.75
4. Brittney James	2008	6.33m	20-9.25
Kemesha Whitmire	2004		
6. Alexis Murphy	2014	6.22m	20-5
7. Erin Narzinski	1998	6.13m	20-1.5
8. Rashida Abdul-Malik	2002	6.11m	20-0.5
9. Natasha Dicks	2016	6.10m	20-0.25
10. Makyla Stanley	2018	6.09m	19-11.75

TRIPLE JUMP

1. Natasha Dicks	2016	13.60m	44-7.5
2. Rodena Barr	2000	13.46m	44-2
3. Hanifah Abdulqadir	2018	13.30m	43-7.75
4. Kemesha Whitmire	2005	13.28m	43-7
5. Rhashida Abdul-Malik	2004	12.95m	42-6
6. Radiane Basden	2012	12.93m	42-5.25
7. Antoinette Wilks	2002	12.91m	42-4.25
8. Shaienne Sipsey	2021	12.47m	40-11
9. Dee Dee Fortman	1996	12.35m	40-6.25
10. Ceci Kryst	2013	12.25m	40-2.25

PROGRAM RECORDS

WOMEN'S OUTDOOR



SHOT PUT

1.	Crystal Brownlee	1997	17.28m	56-8.5
2.	Dawn Ellerbe	1997	16.70m	54-9.5
3.	Breanna Radford	2013	16.56m	54-4
4.	KD Young	2023	16.45m	53-11.75
5.	Carisma Holland	2019	16.33m	53-6.75
6.	Alycia Springs	2021	16.16m	53-0.25
7.	Precious Akins	2006	16.15m	53-0
8.	Lisa Misipeka	1997	16.01m	52-6.5
9.	India Odum	2004	15.85m	52-0
10.	Stacey Roberts	2011	15.31m	50-2.75

DISCUS

1.	Precious Akins	2006	56.63m	185-9
2.	Dawn Ellerbe	1997	55.99m	183-8
3.	Lisa Misipeka	1996	52.16m	171-1
4.	Keri Groover	2002	51.39m	168-7
5.	Alana Robinson	2000	51.37m	168-6
6.	Michelle Fournier	1999	50.97m	167-2
7.	Aimee Kodat	2011	50.13m	164-5
8.	Leslie Coons	1994	49.03m	160-10
9.	Kaysee Sullivan	2014	48.09m	157-9
10.	Carisma Holland	2019	48.01m	157-6

HAMMER

1.	Lisa Misipeka	1998	65.01m	213-3
2.	Dawn Ellerbe	1997	64.07m	210-2
3.	Michelle Fournier	1999	62.88m	206-3
4.	KD Young	2022	62.23m	204-2
5.	Kayla Racine	2022	59.77m	196-1
6.	Amanda Murphy	2019	56.95m	186-10
7.	Loren Thouvenot	1997	54.14m	177-7
8.	Candy Mitchell	1997	54.04m	177-3
9.	Precious Akins	2006	53.97m	177-0
10.	Kierstin Williams	2017	53.13m	174-3

JAVELIN (OLD)

1.	Candy Mitchell	1997	54.37m	178-4
2.	Leslie Coons	1994	51.24m	168-1
3.	Marcia Chmura	1996	51.03m	167-5
4.	Erin Narzinski	1997	46.89m	152-10
5.	Loren Thouvenot	1997	38.99m	127-11

JAVELIN (NEW)

1.	Candy Mitchell	2000	53.25m	174-8
2.	Shelby Freedman	2016	51.22m	168-0
3.	Olivia Hassler	2015	46.09m	151-2
4.	Amy Suttmeier	2016	45.23m	148-4
5.	Emily Laurence	2012	43.81m	143-8
6.	Erin Narzinski	1999	40.85m	134-0
7.	Katie Desin	2004	39.33m	129-0
8.	Heather Nisbit	2002	38.09m	124-11
9.	Chelsea Kaczmarek	2005	35.67m	117-0
10.	Jemekia Wilson	2013	34.13m	111-11

HEPTATHLON

1.	Erin Narzinski	1998	5,664 points
2.	Tacita Bass	2001	5,634 points
3.	Sarah Graham	2016	5,423 points
4.	Chelsea Hammond	2004	5,405 points
5.	Antoinette Wilks	2003	5,337 points
6.	Kettiany Clarke	2010	5,258 points
7.	Mathilde Coquillaud-Salomon	2019	5,066 points
8.	Jordan Fields	2018	4,769 points
9.	Reanna Townsend	2006	4,618 points
10.	Chelsea Kaczmarek	2006	4,466 points



SOUTH CAROLINA ATHLETICS HALL OF FAMERS



ALEEN BAILEY

- Inducted in 2010
- 9x All-American
- 3x NCAA champion
- 2004 Olympic Gold Medalist




MIKI BARBER

- Inducted in 2015
- 5x NCAA Champion, 6x SEC Champion
- 20x All-American
- Member of 4x4 relay for Team USA at 2000 Olympics



WEEMS BASKIN

- Inducted in 2010
- Head Coach for 33 years
- 90-47 record in dual meets
- USATF Hall of Fame Member



BOB CROMBIE

- Inducted in 2006
- Ran for USC from 1963-65
- 6x ACC Champion
- Never lost a race at home




DAWN ELLERBE

- Inducted in 2005
- 4x NCAA, 5x SEC champion
- 6x All-American
- 1996, 1997 SEC Indoor Track and Field Athlete of the Year



BILLY GAMBRELL

- Inducted in 1991 as a football player as well as a track athlete
- 1961 ACC indoor long jump champion
- Played seven seasons in the NFL



OTIS HARRIS

- Inducted in 2011
- 8x All-American
- 2002 NCAA champion: 4x400m relay
- Won silver in the 400m and gold in the 4x400 relay at the 2004 Olympics.



CHARMAINE HOWELL

- Inducted in 2013
- 4x All-American
- 2x NCAA silver medalist
- Won silver in the 4x400 relay at the 2000 Olympics



DICK LITTLE

- Inducted in 1970
- Competed from 1937-39
- Three-year letterwinner



LISA MISIPEKA

- Inducted in 2007
- 3x Olympian
- 2x NCAA, 3x SEC Champion
- 11x All-American
- Program's record-holder in the hammer throw (213-3).




MCIVER RILEY

- Inducted in 1972
- Competed from 1941-43
- Left Carolina as the record-holder in the 100-meter dash




NORMAN RUCKS

- Inducted in 1969
- Ran for Carolina from 1946-48
- 1948 NCAA Champion in the 400m
- Participated in the 1948 United States Olympic Trials




JIM SCHAPER

- Inducted in 2019
- 2x All-American, ranked 10th in the world in the mile
- Holds the school record in the two-mile relay and the DMR
- Member of the second NCAA Championship in Gamecock Track & Field history in 1974
- Won a gold medal in the AAU Championships in the SMR and silver medal in the 880-yard run in Moscow (1974)



BRAD SNYDER


- Inducted in 2008
- 7x SEC Champion
- 3x NCAA Champion
- 8x All-American
- Represented Canada at the 2000, 2004 and 2008 Olympics



ART SWARTS

- Inducted in 2009
- Competed from 1964-67
- 3x All-American
- 3x ACC Champion

SOUTH CAROLINA ATHLETICS HALL OF FAMERS



TERRENCE TRAMMELL

- Inducted in 2006
- 6x NCAA Champion
- 13x All-American; the most ever among men's track athletes
- 1999 SEC Athlete of the Year
- Won silver in the 110mH at the 2000 and 2004 Olympics



**TONIQUE WILLIAMS
DARLING**

- Inducted in 2009
- Won the gold medal at the 2004 Olympic Games in Athens, Greece, becoming the first Carolina women's individual gold medalist in any sport
- 2005 World Champion in the 400-meter dash



RON WILLIS

- Inducted in 2021
- First Gamecock to win an individual NCAA title in a field event
- Set the American Collegiate record in the 35lbs. weight toss in 1993
- 3x All-American



LETTERWINNERS

MEN

- A -

Adams, James	2012-13-14
Adkisson, James	2001-02
Aiken, Benjamin	2000
Allmond, Tony	2003-04
Alsup, Scott	2001-02-03-04
Amaral, Rogerio	2022-23
Anderson, Aaron	2008-09-10-11
Anderson, C.J.	1998-99-00-01
Antonio, Brooke	2003-04-05
Arnold, David	1990-91-92
Asante, Sango	2013-14-15-16
Asselin, Alexandre	2014-15-16-17
Awotunde, Josh	2014-15-16-17-18

- B -

Baez, Johnny	2006-07
Bahnra, John	1987
Baltzegar, Stacy	1989-90
Barrino, Duan	2002-03
Beck, Travis	2002
Bell, Trey (Hugh)	2003-04-05-06
Bennon, Anthony	1986-87-88
Benton, Jonathan	2005-06
Bermudez, Alex	2010-11-12
Bermudez, Ryan	2014-15-16-17
Bignell, Chad	1996-97-98
Bishop, Adam	2000-03-04
Black, DJ	2023
Blanton, J.	1995
Bolton, Ray	1989
Bonhurst, Ben	2017-18-19
Bonner, Adrian	1992-93-94-95
Bowden, Al	1984-85-86
Brantley, Wade	1986-87-88-89
Bredfield, Andrew	1988-89
Brady, Stephen (Travis)	1995-96-97-98
Bridges, Corey	1996-97-98
Briggs, Kaden	2018-19-20
Brinkley, Kevin	2008-09
Brooke, Bryenton	1998
Brooks, Blair	2023
Brooks, Elisha	2020-21-22-23
Brooks, Robert	1989-90-91
Brown, Raynard	1988
Brown, Tony	2010
Bryant, Michael	2000
Burnett, Frankie	2002
Burnside, Nejmi	2011-12
Buttler, Rayon	2020
Butts, Harold	1983-84-85-86
Buxton, Colin	2012-13
Bynum, Thomas	1984
Byrd, Damiere	2012-13-14

- C -

Campbell, Chris	2010-11-12
Campbell, Earl	2002
Capell, Scott	1990

Carnes, David	1995-96-97-98
Carr, Lincoln	2010-11
Carroll, Leffert	1988-89
Carroll, Matt	1999-00
Carter, Andre	2010-11-12-13
Cavanaugh, Clay	2017-18
Chance, Arinze	2019-20
Charles, Joe	1998-99
Chiles, Greg	2015-16
Clark, Edward	1992-93-94
Clark, Jalen	2022
Cobbe, Hayden	2020-21-22
Cochran, Chris	2017-18-19
Coleman, Anthony	1983-84
Collier, Jermaine	2013-14-15-16
Cook, Jason	2005-06-07-08-09
Costello, Mike	1984-85-86
Costello, Ken	1984-85-86-87
Couchell, Nick	2016-17-18-19
Cousin, Terry	1996-97
Crenshaw, Clint	1999-00-01-02
Cronin, Thomas	1992-93-94-95
Crum, Rickie	2010
Cruz, Mark	1991-92-93-94
Cryer, Greig	2003-04-05-06
Cunningham, Shawn	2003-04-05-06

- D -

Davenport, Isiah	2019
Davis, Darren	1990-91-92
Davis, Nefron	1988
Dawkins, Wayne	2015
Dawson, Jackson	2023
Day, Louis	2010-11-12
Dempers, Riaan	1997-98-99-00
Demisar, Filip	2020-21-22-23
DePiano, Vince	2010-11-12
Devlin, Rob	1986-87
Deza, Luis	1986-87
Dixon, Leroy	2005-06
Dowe, Ridge	2023
Drosky, Alan	1983-84
Duckett, Ulysses	1987-88
Dunham, Darryl	2016
Durant, Adrian	2003-04-05-06
Dutch, Johnny	2008-09-10
Dutton, Dominic	2022

- E -

Eastrich, Edward	1983
Echols, Dondre	2013-14-15-16
Eckenroth, Austin	2013-14
Edeh, Peter	1983-84
Edwards, Thomas	1988-89
Eiland, Deandre'	2001
Elam, Brian	2001
Elwood, Michael	2015-16-17-18
Emase, William	2003-04-05
Esposito, Vince	2015
Essayi, Anass	2022-23
Evans, Chad	2016-17-18
Eversole, Eric	1984-85-86

- F -

Farabee, Jared	1999-00-01-03
Faulkner, Anthony	2004-05-06-07
Favors, Eric	2017-18-19-20-21
Ferguson, Kenneth	2003
Ferguson, Robert	1987-88
Finley, Andrew	2009-10-11-12
Fish, Richard	2014-15-16-17
Fladd, Ian	2019-20-21
Fletcher, Lee	2002
Flood, Derron	2004, 2007-08
Flores, Spencer	2018-19-20
Floyd, Emory	2023
Foltz, Robert	1984
Fort, Tedd	1990
Fortenberry, Jonathan	2002-03-06-07
Foster, Andrew	1986-87-88-89
Foster, Samuel	1989
Fowler, John Tracy	1984-85-86-87
Franklin, Kobe	2019-20-21-22-23
Froschauer, Matt	2017-18
Frye, C.J.	2001
Fuller, Ronald	2019-20

- G -

Gaillard, Desmond	2020-21-22
Gaither, Thomas	2012-13
Galang, Drew	2013-14-15-16
Galbraith, Alexander	2021-22-23
Gallop, Clarence	2015-16-17
Gerald, Jarrett	2008-09-10-11
Gerke, Dale	1985-86-87-89
Goings, Eric	2014
Goodwin, Chris	1993-94
Goodwin, Tyler	2012
Gorski, Keith	1991-92-93-94
Grant, Jeffrey	1985-86-87
Grant, Jesse	1998-99
Gravesande, Clayton	2011-12-13-14-15
Green, Charlie	1984
Greenhow, Anthony	2022-23
Griddine, Rickey	1984
Griffin, Jordan	2017-18
Griffith, Ke Vaughn	2011
Grosserode, Patrick	1999
Gyllensten, Simon	2016-17-18

- H -

Haag, Jared	1993-94
Hackley, Jimmy	1999-00
Haire, Steve	1986-87-88-89
Hall, Keith (Jerry)	1996-97-98-99
Hall, Quincy	2019-20
Hancock, Johnathan	2006-07-08-09
Hanigosky, Josephy	2012
Harris, Kent	1988-89-90-91-92
Harris, Otis	2001-02-03-04
Harrison, Ryan	1997-98-99
Hart, Arno	1986-87-88-89
Harvey, Alvin	1990
Hatton, Aidan	2022-23
Haynie, Elliott	2009-10



LETTERWINNERS

Hedgecock, Michael..... 1988-89-90
 Heikkila, Jussi 2006-07-08
 Henry, Mario 1990
 Henson, Arthur 1989-90-91-92
 Herbster, Brad 1988-89-90
 Herring, Jalen 2019-20-21
 Heyman, Eric 2006-07-08-09
 Hilliard, Thomas 2005, 2007
 Hilliman, Dorrell 1983
 Hilton, Isaiah 2013
 Hinnant, Keith 2005-06-07-08
 Hoffman, Matt 2005-06
 Hoffman, Michael 1987-88
 Holliday, Justin 2013
 Horgan, M. 1995
 Howard, Josephus 2000
 Howard, Parker 2018-19-20-21
 Howe, Thomas 1986-87
 Howell, Mark 1998-99-00-01-02
 Hughes, Lee 1995-96-97-99
 Humphrey, Michael 2010-11-12
 Hunsaker, Steven 2008-09-10-11
 Hutchen, Jarrod 2012-13

- I -

Inman, Jerry 1990

- J -

Jackamonis, Jason 2003-04
 Jackson, Anthony 1994
 Jackson, Martin 2002-03
 James, Chicaquoa 1998-99-00
 James, Jamil 2005-06-07-08
 Jefferson, Prescott 2022-23
 Jenkins, Kira 2019-20
 Johannsmeyer, David 2005-06-07-08
 Johnson, Artis 1983-84
 Johnson, Dorian 2011-12-13
 Johnson, Ricky 2003-04
 Johnson, F. 1995
 Johnson, Jarred 1999-00-01-02
 Johnson, Karl 1987
 Joiner, Mason 2019-20-21
 Jones, Joshua 1997-98-99
 Jones, Josh 2011-12-13-14
 Jones, Otis 2016-17-18
 Jones, Tyler 2019-20-21
 Junkins, Jackson 2021-22-23

- K -

Kanervo, Jussi 2014-15-16
 Karcanes, Jim 1990
 Kavanaugh, Macie 2019-20
 Keating, Kevin 2012-13-14-15
 Kee, Kendall 2012-13-14-15
 Keegan, Patrick 1987-88-89
 Keiber, Brad 2005-06
 Kennedy, Michael 2002
 Kerns, Ricky 1990
 Kerrigan, Martin 1998
 Khalifa, Zyon 2020
 Kilgore, Collin 2021

Killian, Tim 1984
 King, Adam 2012
 Kirk, Kevin 1987
 Kotik, Kris 1998
 Kratofil, Frank 1997-98-99-00
 Krawiecki, Sean 1999-00-01-02

- L -

LaBarbara, Jason 1996-97-98
 LaMotta, C.J. 1994-95-96-97-98
 Lameier, Michael 1997-98-99-00
 Lanier, Dean 1987
 Larcinese, Don 1986-1987-88
 Latney, Keith 1984-85-86-87
 Laubinger, Miles 2014-15-16
 Law, James 2001-02-03
 Lawrence, Chad 1991-92-93-94
 Lawson, Gatlin 2020-21-22-23
 Laymon, Paul 1989-90
 Leacock, Rivaldo 2018-19-20-21
 Leemet, Markus 2015-16-17-18
 Legonard, Chris 1986
 Lekote, Otukile 2001-02-03-04
 Leone, James 1985-86-87-88
 Lensor, Carson 2022-23
 Lesnock, Trayer 2001
 Lewis, Christian 2021-22
 Lewis, DeVon 2014-15-16-17
 Lewis, Thomas 2002-03
 Leyh, Sean 2004-05-06-07
 Licata, Christopher (CJ) 2023
 Linta, Jeffrey 2013
 Lister, Glenn 1984
 Lloyd, Brian 2000
 Logue, Kyle 2010
 Loose, Alex 2011-12
 Loper, Nick 2006
 Love, Christopher 1988-89-90
 Lowing, Greg 2014-15-16
 Lucas, Jay 2007-08
 Luke, George 2022-23
 Luster, Aaron 2003-04
 Lytle, Nick 2005-06-07-08

- M -

Mangione, Jake 2022-23
 Marseille, Jackson 2021-22
 Mathis, Ethan 2023
 McAtee, G. 1995
 McCarter, Guy 2014
 McCarthy, Dillon 2021-22-23
 McEvoy, Timothy 2019-20-21
 McGill, Curt 2006-07-08-09
 McKenzie, Dan 2004-05-06-07
 McMillan, Derek 1994
 McNair, Scott 1987-88
 McPhail, R. 1995
 McCarthy, Nulie 2006
 Machermer, David 2002
 Machol, Chris 1999-00-01
 Madden, John 1985-86-87-88-89
 Malott, Britton 1988-89-90
 Mance, Steve 2003-04-05-06

Mannon, Kevin 1996-97
 Markett, Lamar 2008
 Martin, Gerry 1999-00-01-02-03
 Martin, Rodney 2004-05
 Mattison, Andrew 1983-84
 Maxwell, Chris 2010-11-12-13
 Mays, Shah 1996-97-98-99
 Mensch, Jack 2020-21-22-23
 Mensah, Frank 1993-94-95
 Merkt, Jeff 2008-09-10
 Miley, Ray 2007-08
 Miller, Eddie 1988-89-90
 Miller, Evan 2019-20-21-22-23
 Minsky, Jacob 2003-04-05
 Mitchell, Jim 2003, 2006-07
 Mook, Kyle 2016
 Moore, Isaiah 2015-16-17-18-19
 Moore, Langston 2001
 Moore, Quentin 2007-08-09-10
 Moreau, Chad 1993-1994-95
 Moseley, Morgan 2019-20
 Muhammad, Taqiy 2003-04
 Murdock, O.J. 2006
 Murphy, Michael 1984
 Murray, Brett 1992-93-94-95

- N -

Nasir, Maryah 2019-20
 Nathasen, David 1983
 Nayar, Rajiv 1987-88-89-90
 Newcomb, Blake 2018-19-20-21
 Newman, Graham 1998-99-00
 Ngwigwa, Obakeng 2009-10
 Nguyen, Bricen 2020-21
 Nichols, Nickey 1990
 Novak, Daniel 2012-13-14-15
 Nunley, Booker 2009-10

- O -

O'Toole, Terry 1984
 Ohlsson, Mattias 1997-98
 Olds, David 2019-20-21-22
 Olijars, Stanislav 1999
 Oma, Eyong 2011
 Overstreet, Alphonzo 2020
 Owens, Steve 1992-93-94-95

- P -

Page, James III 1993-94
 Page, Lavon 1992-93-94
 Parker, David 2016
 Patterson, Rodney 1986-87-88
 Paul, Malik 2019-20-21
 Pennington, LaMonte 1998-99-00-01
 Petersen, Sean 2019-20-21-22
 Phillips, Marcus 1993-94-95
 Pierce, Scott 2007-08-09-10
 Poehlein, John 1985-86-87-88
 Poling, Lance 1994-95
 Pressley, Derek 2005-06-07-08
 Pressley, Gerald 1999-00-01-02



LETTERWINNERS

Price, James 1997-98-99-00
 Price-Whitehead, Jaden 2022
 Pryor, Jason 1997

- R -

Rabinowitz, Seth 2019-20-22
 Randrianasolo, Yann 2017-18-19
 Raper, Jordan 2016-17
 Razick, Robert 2010-11-12-13
 Reagle, Ian 2020
 Redic, Drew 2012
 Redic, Nigel 2011-12-13-14-15
 Reed, Justin 2018
 Reers, Kyle 2021-22 -23
 Reid, C. 1995
 Reitze, Marvin 2009-10-11-12
 Rhodes, Verlon 1984
 Ricci, Drew 2011-12-13-14
 Richardson, Edward (E.J.) 2020-21-22-23
 Richardson, Jason 2005-06-07-08-09
 Ricker, Shane 2001
 Rimmer, Wayne 1989-90
 Robbins, Leonard 2012
 Robbins, Ty Jaye 2016-17-18-19
 Roberston, Mike 1998-99
 Robinson, Brian 1988-89-90
 Robinson, Christopher 1997-98
 Robinson, Jerry 2000
 Robinson, Marcus 1996-97
 Robinson, William 1984-85-86-87
 Rogers, Bailey 2020-21
 Roschick, E. 1995
 Royster, Chris 2011-12-13-14
 Royster, Greg 2002-03-04-05
 Rusnaczyk, Michael 2012-14
 Russell, Jonathan 2013
 Ryan, Chalres 2003

- S -

Sales, Antonio 2008-09-10-11
 Sanders, Brandon 2013-14-15
 Schrick, Eric 1993
 Schrieber, Matt 2002-03-04-05
 Schroeder, Joe 2005-06-07
 Seay, Andrew 2012-13-14
 Searles, Aaron 2007-08-09-10
 Selby, Waker 2012-13-14
 Sessom, Jordan 2019-20-21-22
 Seto, Craig 1984
 Shalayda, Jeffrey 1996-97-98
 Sharp, Chris 2011-12
 Sherman, Steve 1983-84
 Shuler, Matt 2008-09-10-11-12
 Simmonds, Doval 2021-22
 Simpson, Bryce 2016-18-19
 Singletary, Shamus 2000-01-02-03
 Singleton, Darell 2017-18-19-20
 Slack, Evan 2004-05-06
 Smalls, Paris 2013
 Smoak, Daniel 2010
 Smith, Carl 1989
 Smith, Wade 1984

Smith, Wayne 1984
 Snyder, Bradley 1996-97-98-00
 Sorin, Albert 1996-97-98-99
 Spencer Jr., William 2020-21-22-23
 Stargel, Tyler 2023
 Staub, Dustin 1996-97-98
 Staub, Matt 2000-01
 Steddum, Chris 2000-01-02-03
 Stenner, Juan 2012-13-14
 Stoddart, Nigel 1986-88-89-90
 Stoikos, John 1994-95-96
 Stone, James 2002
 Story, Austin 2018-19-20-21
 Stoudemire, Eddie 2007, 2009-10
 Strom, Carson 2016-17-18-19
 Suhrstedt, Trey 2012
 Sullivan, Alex 2013-14-15-16
 Suttmeier, Joshua 2012-13-14
 Sutton, Donald 1986-87-88-89
 Swain, Ivan 1986
 Swartz, Chris 1994-95

- T -

Talbert, Jeremiah 2019
 Targgart, Dylan 2021-22-23
 Taylor, Corey 2000-01-02-03
 Taylor, Mark 1984-85-86-87
 Taylor, Ollie 1984-85-86-87
 Thomas, Dustin 2001
 Thomas, Yohance 2016-17-18-19
 Thoms, Ben 2019
 Thompson, Jerry III 2009-10-11
 Tiernan, Scott 2003
 Titi, Nncincilili 2015-16-17-18
 Togami, Jonathan 2021-22-23
 Toole, David 1990
 Torrence, Stephon 2020-21
 Torres, Manny 2016
 Totton, Andre 2001-02
 Towle, Ted 1994-95
 Townley, D. 1995-96
 Townsend, Fredrick 2001-02-03-04
 Trammell, Terrence 1998-99-00
 Trout, Tyler 2004-05-06-07
 Tvardunas, Patrick 1997-98-99-00

- V -

Valentine, George 1985-86
 Lavonte Valentine 2019
 Vanderbrink, Chris 2000
 Varner, Michael 2008-09
 Vaughan, Andrew 2009-10-11
 Vicellio, Anthony 2002

- W -

Walker, Christopher 2012-13-14-15
 Walker, Noah 2019-20-21
 Ward, Jayson 2023
 Wamer, Michael 2015-16-17
 Watts, Marvin 1995-96-97-98
 Wiechern, Paul 1986-87-88-89-90
 Wideman, Jesse 2014

Wilkins, David 2010-11-12
 Williams, Daniel 2005-06-07
 Williams, Jamaal 1996-97-98-99
 Williams, Phillippe 1988-89-90
 Williams, Tye 2015-16-17-18
 Willis, Ron 1991-92-93-94
 Wilson, Carson 2019
 Wilson, James H. 1979-80-81-82-83
 Wilson, Trace 2002
 Wimer, Greg 1983-84
 Winfrey, Eric 2012-13-14-15
 Winston, Terry 1993-94
 Winters, David 2016-17
 Wolford, Marlin 1990
 Wood, Anthony 1986-87-88-89
 Wood, Henry 2022-23
 Woodley, Armand 2016-17-18-19
 Womble, Ben 2018-19-20-21
 Wright, William 2023

- Y -

Yang, David 2014-15-16
 Yarab, Ronald 1983-84
 Yocum, Ben 2001-02-03

- Z -

Zajac, Michael 2008-09-10-11
 Zaycek, David 2005-06-07-08-09
 Zuidema, Kaleb 2012-13-14-15-16

Note: This list was originally compiled in December 2006 and includes athletes who competed in spring 1983 to the present. The Athletics Communications and Public Relations Office is continuing to research individuals who lettered prior to 1983. Any person with additional information is encouraged to contact us at (803) 777-5204.

WOMEN

- A -

Abdulqadir, Hanifah 2018-19-20-21
 Abrams, Aliyah 2016-17-18-19-20-21
 Abrams, Kathleen 2021-22-23
 Abdul-Malik, Rashida 2002-03-04
 Adams, Danielle 1990-91-92-93
 Adams, Morgan 2017-18-19-20
 Akins, Precious 2004-05-06-07
 Alexander, Ronnetta 2004-05-06-07, 2009
 Allen, Amber 2011-12-13
 Allen, Mary 2008
 Allman, Morgan 2012
 Alter, Betsy 2008
 Anderson, Markia 2023
 Asbury, Gwen 2018
 Austin, Janica 2009-10-11
 Ayyildiz, Silan 2023



LETTERWINNERS

- B -

Bailey, Aleen.....	2002-03
Bandy, Vashti.....	2011-12-13-14
Barber, Lisa.....	1999-00-01-02
Barber, Miki.....	1999-00-01-02-03
Barnes, Dani.....	2009-10
Barr, Rodena.....	1997-98-99-00
Barry, Mary Claire.....	1995-96-97
Basden, Radiance.....	2009-10-11-12
Bass, Tacita.....	1999-00-01-02
Batke, Carolyn.....	2012
Beaubien, Maddie.....	2017
Beckles, Kierre.....	2011-12-13
Beggs, Laura.....	2012
Behrns, Nicole.....	2001-02
Bellamy, Marisa.....	2013-14-15-16-17
Berger, Stephanie.....	2013-15
Bertrand, Marielle.....	1990-92-93
Biber, Sierra.....	2018-19-20-21
Biwott, Beatrice.....	2009-10-11-12
Blair, Bianca.....	2008
Blake, Kayla.....	2008-09-10-11
Blalock, Adele.....	2017-18-19-20-21
Borowicz, Emma.....	2012
Boswell, Penny.....	2012-13-14
Bowen, Cory.....	2009
Bowers, Savannah.....	2020-21-22-23
Boyd, Anna.....	2023
Boyde, Bryttin.....	2012-13-14
Bozenski, Monica.....	2003-04-05-06
Breves, Nicole.....	2004-05-06
Bristol, Kelsey.....	2007-08-09
Britton, Ginsie.....	2012
Britz, Jennifer.....	1996-97-98
Brockington, Tyler.....	2013-14-15-16-17
Brookins, LaKya.....	2008-09-10-11
Brown, Kristina.....	1997-98-99-00
Brown, Nikeshia.....	2005-06-07-08
Brown, Sequoia.....	2015-16
Brownlee, Crystal.....	1994-95-96-97-98
Brunger, Alicia.....	1995
Bryenton, Brooke.....	1998
Buechler, Megan.....	2017
Butler, Karlee.....	2000-01-02
Byrd, Porche.....	2008-09-10

- C -

Cady, Ashley.....	2013
Campbell, Nikki.....	2002
Cann, Nancy Caroline.....	2014
Cantey, Krystal.....	2007-08
Capper, Tracy.....	1993-94-95-96
Carpenter, Khalilah.....	2002-03-04-05
Cella, Hannah.....	2020-21-22
Ceniccola, Christina.....	2021
Chain, Rebecca.....	2005-06-07-08
Chelangat, Sylvia.....	2023
Christianson, Abbie.....	2005
Chumra, Marcia.....	1994-95-96
Clarke, Kettiany.....	2006-07-08-09-10
Clemmons-James, Camille.....	2005
Cole, Breana.....	2016-18-19
Conway, Caitlin.....	2018-19-20

Coons, Leslie.....	1994-95
Costantino, Alex.....	2022-23
Coyle, Kelly.....	2013-14
Craney, Maura.....	2012
Cross, Brandi.....	2007-08-09-10
Crounse, Emily.....	2017-18-19-20
Cruse, Ashley.....	2004-05-06
Curtis, Kayla.....	2006

- D -

Dailey, Criston.....	2002
Daniels, Keshawn.....	1995-96
Davis, Chalese.....	2012-13-14-15-16
Davis, Lydia.....	2013
Davis, Kim.....	1993
Davis, Maggie.....	2005
Davis, Sarah.....	1999-00-01
Davis, Stephanie.....	2018-19-20-21-22
Davison, Elizabeth.....	2020-21-22
Day, Brittany.....	2014
Delaney, Asia.....	2011-12-13
Demus, Lashinda.....	2002-03-04
Dendy, Maiya.....	2016-17-18-19
DePiere, Wilma.....	1989-90-91
Desin, Katherine.....	2003-04
Dicks, Natasha.....	2014-15-16-17
Dominique, Hope.....	2021-22
Donoghue, Brooke.....	2022-23
Douglas, Casey.....	2020-21
Dunmore, Makenzie.....	2022

- E -

Eley-O'Reilly, Sanura.....	2011-12-13-14
Ellerbe, Dawn.....	1993-94-95-96-97
Elliott, Heather.....	2016
Ellis, Lauren.....	2013
Ellison, Camille.....	2023
England, Katie.....	1999-00-01
Eschenburg, Kinsey.....	2001-02
Evans, Johanna.....	1999
Evans, Maya.....	2014-15-16-17
Evens, Ashley.....	2008-09-10-11

- F -

Falta, Sarah.....	2014-15-16
Farabee, Rachel.....	2003
Fedewa, Erin.....	2009-10-11-12
Ferguson, Lisa.....	1993
Fields, Jordan.....	2017-18-19-20-21
Fife, Alexis.....	1989-90-91
Figlar, Liz.....	1993-94-95-96
Fisher, Kelly.....	2012-13-14
Fisher, Tatiana.....	2012
Fisher, Teyonna.....	2010
Fitzgerald, Eileen.....	1993
Flink, Alyssa.....	2022
Ford, Leah.....	2017-18-19-20
Fortman, Dee Dee.....	1996-97
Foster, Staley.....	2008-09-10-11
Fournier, Michelle.....	1998-99
Foster, Char.....	1999

Fouse, Mary.....	2013-14
Fowler, Lyndsey.....	2019-20-21-22
France, Chelsea.....	2013
Francis, Aaliyah.....	2023
Frank, Angel.....	2020-21-22-23
Franklin, Danielle.....	2006
Frasier, Tierra.....	2022
Frierson, Patrice.....	2012
Freedman, Shelby.....	2015-16-18

- G -

Gait-Smith, Gabriella.....	2023
Gale, Casey.....	2007
Gambacorta, Nina.....	2018-19-20
Gambrell, Erica.....	1996
Garcia-Quintana, Marisa.....	2004-05-06
Gayle, Kielea.....	2022-23
Ghijssels, Syrah.....	2022
Giangaspro, Hannah.....	2015-16
Giles, Faraign.....	2005-06-07-08
Gist, Jacqueline.....	1991
Glenn, Gabrielle.....	2008-09-10-11
Glenn, Rachel.....	2021-22
Glymph-Dantzler, Mykera.....	2013-14
Gordon, Karen.....	1994
Graham, Caitlin.....	2006
Graham, Sarah.....	2012-13-14-15-16
Grant, Aisha.....	2000-01-02
Grant, Makayla.....	2023
Gray, Gabrielle.....	2013-14-15-16
Gray, Kensi.....	2020-21-22
Gray, Nakita.....	2015-16-17
Greaves, Sonya.....	1998
Green, Christal.....	2012-13
Green, Jacobia.....	1996-97-98-99
Greeson, Kayla.....	2013
Grey, LaRae.....	1996-97
Griffin, Sheneka.....	2000-01
Grochowski, Rachel.....	2012
Groover, Keri.....	2002-03-04-05
Grove, Annie.....	2013
Groves, Mamee.....	2000-01-02-03
Gurganus, Sallie.....	2007-08-09-10

- H -

Hadley, Nina.....	1991
Hadwin, Sara.....	1999-00-01
Hagerty, Morgan.....	2012
Haith, Briana.....	2014-15-16-17-18
Hallmon, Andrea.....	1998-99-00-01
Hammond, Chelsea.....	2002-03-04-05
Hammond, Claudia.....	2016
Harding, Emily.....	2015-16
Harding, Helena.....	2015
Harrill, Lauren.....	2006
Harris, Tamera.....	2012-13-14-15
Hartman, Jessica.....	2012-13
Hassler, Olivia.....	2013-14-15-16-17
Hastings, Natasha.....	2005-06-07
Henderson, Maggie.....	2012-13
Henderson, Sierra.....	2010-11
Hendrix, Katerina.....	2021-22
Heneage, Meri.....	2014-15-16
Henline, Jocelyn.....	2009-10



LETTERWINNERS

Hensler, Rachel 2018-19-20
 Higgins, Kaleigh..... 2013-14-15
 Higgins, Suzanne..... 1994-95-96-97
 Holland, Carisma..... 2018-19-20-21
 Holmes, Precious..... 2014-15-16-17-18
 Howell, Charmaine..... 1997-98
 Howze, Dishari'ck..... 2005-06-07-08
 Hubbard, Breanna..... 2010
 Hubbard, Morgan 2015-16-18
 Hughes, Kiera 2020-21-22
 Hughes, Tasha 1994
 Hunter, Ashley 2012-13

- I -

Irvin, Sally.....2003-04

- J -

Jackson, Molly.....2017-18
 Jacobs, Breehana..... 2009-10-12
 James, Brittney..... 2006-07-08, 2010
 Jamison, Jayla.....2022-23
 Jaynes, Lauren 2005-06
 Jeffrey, Dymier 2018-19-20-21
 Jenkins, Kira.....2021-22
 Jpngetich, Scolastica 2011-12
 Johnson, Ahtyana..... 2012-13-14-15-16
 Johnson, Alysia..... 2021-22-23
 Johnson, Lorraine..... 1993
 Joseph, Mia.....2022-23
 Joseph, Molly 2020-22-23
 Joyce, Alexis 2002-03-04-05

- K -

Kaczmarek, Chelsea..... 2004-05-06
 Kahre, Lauren 2013
 Kavanaugh, Macie..... 2021-22
 Keeter, Elizabeth..... 2001-02-03
 Kelety, Elena 2023
 Kelley, Claire 1996
 Kendrick, Nicole.....2003-04
 Kent, Christine..... 2013-14-15
 Keppeler, Lynette 1998-99-00-01
 King, Monica..... 2004-05-06
 Kodat, Aimee 2008-09-10-11
 Kouvollo, Leslie..... 2001
 Kroger, Kristen..... 1993
 Kryst, Ceci 2010-11-12-13

- L -

Labiche, Lissa..... 2018-19-20
 Lake, Jenny 2002-03-04-05
 Lampe, Jill..... 2014-15-16
 Lampe, Kayla 2012-13-14-15
 Larkin, Kelsey 2017-18-19-20
 Laurence, Emily 2011-12
 Lebo, Meg.....2020-22
 Lee, Morgan..... 2017-18 -19-20
 Lewis, Bailey 2006
 Lewis, Mechelle..... 1999-00-01-02
 Lewis, Mikisha 1999-00-01-02
 Lindeman, Tara 2012

Lindley, Ashton 2021
 Little, Caitlyn..... 2018-19-20 -21
 Locke, Liz..... 2011-12-13-14
 Lombardi, Maria 2023
 Lyles, Kara.....2016-17

- M -

Madison, Jacqueline 1998-99-00-01
 Mahan, Shayla..... 2008-09-10-11
 Malmberg, Alexis 2016
 Mangan, Tylar 2012-13-14
 Manuel, Shaina 2013
 Marshall, Sheniya 2018
 Martin, Chiquita..... 2004-05-06-07
 McClain, Leveshia..... 2014
 McCorkle, Kelsey 2009-10-11-12
 McCoy, Lannon 2013-14
 McCoy, Martha..... 2014-15-16
 McElrath, Anna..... 2015-16-17-18
 McGhie, Sue 1990-91-93-94
 McGrath, Sarah-Sims 2017-18-19-20-21
 McGroerty, Caitlin.....2005-06
 McKinney, Lisa 2007-08, 2010
 McMichael, Devyn.....2022-23
 McPhetridge, Emily 2006
 Meier, Liz.....2012
 Mill, Meredith.....2012-13
 Mills, Tatyana.....2018-19
 Miller, Ashley 2013-14-15-16
 Misipeka, Lisa 1994-95-96-97-98
 Mitchell, Candy 1996-97-99-00
 Monti, Lisa..... 1994-95-96
 Moore, Kerry 1996
 Moses, Jasmin 2015
 Mudd, Christine 2004-05-06-07
 Mueller, Allie..... 2016-17-18-19
 Mullin, Alex 2012-13
 Murphy, Alexis..... 2013-14-15-16
 Murphy, Amanda 2018-19-20
 Muse, Jessica 2012-13

- N -

Nagbe, Pearl..... 2020-21-22
 Nardone, Julia 2016
 Narzinski, Erin..... 1996-97-98-99
 Neely, Hilary 2020
 Nesbitt, Amberly.....2005-06
 Neville, Sarah 2022-23
 Newcomb, Kelly..... 2012
 Ng, Melaine 2014-15-16-17
 Nicosia, Allie..... 2009-10-11-12
 Nisbet, Heather..... 2002
 Nixon, Kylene 1998-99-00
 Noisette, Tijuanna..... 1996
 Norman, CaAdrian 2006-07-08

- O -

Odum, India 2001-02-03-04
 Olsen, Petra..... 2011-12-13-14
 Oluwole, Funlayo..... 2016-17-18
 Omovoh, Knowledge 2020-21

Openshaw, Colleen 2016-17-18-19
 Orr, Katie.....2000-01
 Ostein, Casey 2006

- P -

Padula, Karen 1997-98-99-00
 Paige, Lauren..... 2003
 Parker, Kayla 2008
 Parks, Milan 2016-17-18-19
 Pascal, Caroline..... 2015
 Patterson, Sharnelle.....2008-09
 Peacock, Tiffany 2014
 Pease, Emily 2005-06-07
 Peebles, Joyce 1997-98-99-00
 Pellegrini, Sarah..... 2012-13-14
 Pellizzari, Jenna 2021-22-23
 Pennamon, Amecia..... 2018-19-20
 Perry, Pressley..... 2019-20-21
 Petrov, Anna.....2006-07
 Pierontoni, Emily..... 2021-22-23
 Pisani, Isabella 2020-21-22-23
 Potter, Caitlin.....2015-16
 Povey, Tanya..... 1998
 Powell, Shontel.....2000-01
 Pramstaller, Laura..... 2008-09-10-11
 Pubentz, Kaitlin 2012
 Purdy, Alicia.....1995
 Pursler, Dana..... 1989-90-91
 Pyatt, Aaliyah 2022

- Q -

Quigg, Ellyn.....2012-13

- R -

Rabun, Callie 2005-06-07-08
 Racine, Kayla 2022-23
 Rackow, Tristan 2004-05
 Radford, Breanna 2010-11-12-13
 Ramomene, Boikhutso 2003-04
 Reale, Julie 2004-06
 Reckling, Brianna..... 2019-20-22
 Regensburg, Laura..... 2006, 2008
 Registre, Jahnile.....2022-23
 Reiser, Mary 2014-15-16-17
 Revaitis, Laura..... 2020
 Reynolds, DeKesha 1993
 Rheinlander, Nicole..... 2010-11-12
 Rice, Alyssa 2021-22
 Riser, Sarah 2018-19-20-21
 Robers, Megan 2006
 Roberts, Stacey 2009-10-11-12
 Robinson, Alana..... 1999-00-01
 Robinson, Kyna.....2020-21
 Robinson, Sharita.....1998-99
 Rocker, Destinee 2020-21-22
 Rodrigues, Nadonna 2009-10-12-13
 Roe, Kathryn..... 1995-96
 Ross, Tiffany 2002-03-04-05
 Rother, Megan 2012-13
 Rucker, Erika..... 2012-13-14-15-16
 Rudeck, Kelsey 2012



Rummans, Angie..... 2011
 Ruppert, Caroline.....2003-04

- S -

St. Peter, Jill..... 1989-90-91-92
 Sanchez, Samantha.....2012-13
 Sanders, Aalayah (Faulcon).....2014-15, 17
 Sanderson, Donna..... 1993
 Satzke, Claudia..... 2021-22-23
 Savage, Synclair..... 2021
 Savege, Jill..... 1994
 Sawers, Jessica..... 2004
 Saxby, Haley..... 2014
 Saylor, Caitlin.....2019-20
 Scharneck, Cailyn..... 2023
 Scheper, Jeannelle.....2011-12-13-14-15
 Schreiber, Regina.....2015-16
 Scott, Erica.....1997-98
 Scott, Kayla..... 2017
 Shayer, Alyse..... 2006-07-08
 Shelton, Shay..... 2003-04-05-06
 Sherman, Allison..... 2014
 Sherwood, Gwen..... 1989-90-91
 Shobe, Vica..... 2006, 2008-09-10
 Silber, Sam..... 2018-19-20
 Simpson, Melekia.....2012-13
 Singletary, Sara.....1993-94
 Sipsey, Shaianne..... 2020-21-22-23
 Skadana, Ivana..... 1997-98
 Slutzky, Danielle.....1993-94
 Smith, Deanna..... 1994-95-96-97
 Smith, Emily..... 2020-21-22-23
 Smith, Jessica.....2005-06
 Smith, Katrina..... 1995
 Smith, Rachel..... 1999-00-01-02
 Smith, Stephanie..... 2004-05-06-07
 Solomon, Shalonda..... 2005-06-07
 Sommer, Svenja..... 2023
 Sow, Rougui.....2017-18
 Sox, Abby..... 2000-01-02
 Sprague, Allie..... 2015-16-18
 Springs, Alycia.....2017-18-19-20-21
 Stanish, Tamra..... 2012
 Stamps, Brianna..... 2019-20-21-22
 Stanley, Makyla..... 2016-17-18-19
 Stoddard, Anna Kathryn.....2017-18-19-20-21
 Stoddard, Shevon..... 2002-03-04-05
 St. Louis, Sade-Shari..... 2008
 Stone, Emma.....2022-23
 Stone, Heather..... 2018-19-20-21
 Studebaker, Becky..... 1998-99
 Sullivan, Kaysee..... 2012-13-14
 Sumpter, Anastasia..... 2021-22-23
 Suttmeier, Amy..... 2015-16-18
 Sweatman, Hailey.....2017-18-19-20-21
 Swink, Courtney.....2013-14
 Symonds, Julie..... 1993-94

- T -

Tarabee, Rachel..... 2002-03-04
 Taylor, Sarah..... 2015-16-18
 Taylor, Taranisha.....2016-17
 Terrio, Cheryl..... 2003-04-05-06

Thieke Clough, Paige..... 2016
 Thomas, Takoya.....2000-01
 Thouvenot, Loren..... 1996-97-98-99-00
 Tilmon, Jazmine..... 2020
 Todd, Anna..... 2013-14-15-16
 Todd, Liza..... 2006-07-08-09
 Townsend, Reanna..... 2004-05-06-07
 Travis, Danielle..... 2013
 Trew, Michaela..... 2012
 Trotter, Cameron..... 2020
 Tvarunas, Lori..... 2000-01-02-03
 Twine, Hannah..... 2019-20-21-22

- U -

Utsey, Mary Claire..... 2002-03-04

- V -

Valentine, Rachel.....2022-23
 Varrasso, Danielle..... 2023
 Vieira, Salina..... 1997
 Vignos, Jackie.....2005-06
 Vuckovich, Katie..... 2009-10-11-12

- W -

Walker, Keli Jo..... 2002-03-04
 Wall, Megan..... 2012-13-14-15
 Walls, Shannon..... 2010
 Walters, Beth.....1991-92
 Warren, Beneatha..... 1995
 Washington, Carmen..... 1999
 Washington, Demetria..... 1999-00-01-02-03
 Washington, Qualenda..... 2002
 Watkins, Tawana..... 2003-04-05-06-07
 Weeks, Lily.....2022-23
 Wessel, Kaylee..... 2015-16-18
 Whipple, Erica..... 2002-03-04-05
 Whitley, Allie..... 2013-15-16
 Whitmire, Kemesha..... 2003-04-05-06
 Wigal, Karen..... 2004-05-06
 Wike, Amy.....2005-06
 Wilks, Antoinette..... 2000-01-02-03
 Williams, Allison.....2000-01
 Williams, Caitlin..... 2012
 Williams, Jhari.....2020-21
 Williams, Kanisa..... 1998-99-00-01
 Williams, Kiersten.....2016-17
 Williams, Mollie.....2014-15
 Williams, Rhody..... 1994-96-97
 Williams, Tonique.....1997-98
 Williamson, Ellakisha.....1999-00
 Wilner, Liz..... 2012
 Wilson, Ally.....2022-23
 Wilson, Brooke..... 2018-19-20-21
 Wilson, Jemekia..... 2012-13-14-15
 Wilson, Lauren.....1999-00
 Withers, Hayden..... 2023
 Worthington, Kelsey..... 2020-21-22
 Wood, Katie..... 2013
 Woods, Becky..... 2006
 Wright, Ashley..... 2012
 Wright, Mary..... 2001-02-03-04
 Wybersky, Brandy..... 2013-14-15

Wyont, Shannon..... 1989-90-91

- Y -

York, Monica.....2015-16
 Young, Cheyenne..... 2020
 Young, De'Andrea.....2020-21
 Young, KD.....2018-19-20-21-22-23
 Young, Trier..... 2006-07-08-09-10
 Yturralde, Kylee..... 2018

- Z -

Zamrowski, Grace.....2022-23
 Zeigler, Ella..... 2023
 Zeruesenay, Mahalet..... 2022
 Zimmer, Lisa..... 2013