



2024
SOUTH CAROLINA SOFTBALL
HISTORY & RECORDS

ALL-TIME NUMERICAL ROSTER (SINCE 1980)



Ashley Smith 2003-06
 Kristen Stubblefield 2009
 Olivia Cook 2022-23



Sonya Smith 1981-85
 Rikki Bouts 1986
 Stacy Agee 1987
 Tricia Popowski 1988-91
 Carrie Lyons 1993
 Kendra McCutcheon 1996-2000
 Melissa Sandel 2001-04
 Jessica Barnes 2005-06
 Adele Voigt 2007-10
 Molly Brossart 2011-12
 Macey Webb 2014-15
 Alexis Mack 2016
 Lauren Stewart 2017-21
 Bayli Belger 2022
 Aniyah Black 2023-



Jama Waters 1984-86
 Beth Jenkins 1987-88
 Andrea Beall 1989-92
 Carrie Lyons 1994-97
 Darcy Norem 2004-06
 P.J. Fulmer 2008-11
 Ashlyn Masters 2013-14
 Caroline Cash 2015
 Kenzi Maguire 2016-21
 Brionna Condon 2023



Joni Jordan 1984
 Dena Sikole 1985-86
 Kathleen Berdis 1987-88
 Michelle Novak 1989
 Tiff Tootle 1990-93
 Sky Brown 1995-98
 Lisa Longo 2005-08
 Sarah Eidt 2011
 Brooke Barnhill 2013-14
 Jordyn Augustus 2015-18
 Maddie Gallagher 2021-22



Shirley Ashburn 1981
 Darlene Lowery 1983-87
 Kelley Kirkland 1989-91
 Darlene Gareis 1992-93
 Chanda Lee 1994-97
 Mandy Letak 1999
 Kim Evans 2000-03
 McKenna Hughes 2004
 Kate Pouliot 2005-08
 Lauren Lackey 2009-12
 Katie Marks 2013
 Hayley Copeland 2015-18
 Carlie Henderson 2021
 Brooke Blankenship 2023-



Shirley Ashburn 1980-81
 Melissa Coulter 1983-84
 Dawn DeRose 1985-86
 Marianne DiRupo 1988-89
 Jana Zimmerman 1990
 Shani Cannon 1992-95
 Diana Heathcock 1996
 Kendra Meano 1998
 Megan Matthews 1999-2002
 Cagney Davis 2006-09
 Carolyn Bryan 2010-11
 Ansley Ard 2013-16
 Alex Fulmer 2017-18
 Madison Owens 2019-21
 Carlie Henderson 2022-



Robin Baxter 1983-85
 Marianne DiRupo 1986-87
 Michelle Delloso 1988-91
 Bernadette Lamb 1993
 Tori Martin 2007
 Sarah Conwell 2008-09
 April Borchardt 2010-11
 Jordan Bizzell 2013-16
 Shannon Plese 2017
 Jordan Fabian 2019-23



Amy Lyons 1980-81
 Debbie Rohr 1983
 Delaine Sanders 1984
 Jama Waters 1987
 Cheri Laskowski 1989-92
 Kim Sheridan 1993-96
 Adrienne Genovese 1998-01
 Stephanie Norman 2005
 Ashton Payne 2006-09
 Kelly Plescow 2013
 Mackenzie Moler 2014
 Mackenzie Boesel 2017-21
 Giulia Desiderio 2022-



Bonnie Vena 1980
 DeeDee Kish 1981
 Sonya Smith 1981
 Lynn Krohn 1984
 Vona Rossilli 1985-86
 Susan Anderson 1987-88
 Kris Kordonow 1989-92
 Beth Collett 1993-96
 Sondra Hall 1997-2000
 Amber Curtis 2001-04
 Christie Hamilton 2006
 Caitlin Marsh 2007
 Cassie Gogreve 2008-09
 Laura Mendes 2010-11
 Taylor Williams 2014-17
 Morgan Davis 2018-19
 Kylee Gleason 2021
 Kyee Ricks 2023-



Star Burdell 1980-81
 Lindi James 1981 & '83
 Deb Rohr 1981
 Gretchen Koenig 1985-88
 Leslie Adams 1991
 Carrie Elliot-Hoshour 1995-98
 Sam Russian 1999
 Kate Morrison 2000-01
 Tia Rogers 2002-04
 Whitney Wierzbicki 2005-06
 Krystle Robinson 2007-09
 Kristen Struett 2012-15
 Cayla Drotar 2017-21
 Skylar Trahan 2022



Patti McClellan 1980-81
 Lindi James 1981
 Jae Butera 1983-84
 Shannon Gregg 1985
 Terri Huggins 1987
 Stacy Agee 1988-90
 Jana Zimmerman 1991-92
 April Farr 1994-96
 Leanna Troesh 1997-99
 Pam Collins 2000
 Melanie Henkes 2003-06
 Anna Johnson 2007
 Laura Mendes 2008-09
 Chelsea Hawkins 2011-14
 Jessica Elliott 2016-17
 Jana Johns 2018-20
 Bailey Betenbaugh 2021-



Maureen Ahern 1980-81
 Amy Lyons 1983
 Lindi James 1984
 Lynn Krohn 1986-87
 Trinity Johnson 1995-97
 Kim Pietro 1998-99
 Danielle Quinones 2000-03
 Chrissy Schoonmaker 2004-08
 Evan Childs 2009-12
 Krystan White 2015-18
 Haley Simpson 2019-23

ALL-TIME NUMERICAL ROSTER (SINCE 1980)



Fran Senn 1980-81
DeeDee Kish 1983-84
Karen Sanchelli 1985
Shannon Gregg 1986-88
Robin Dutton 1989
Michelle Johnson 1991
Debie Parker 1992-95
Kim Pietro 1996-97
Joyce McMillin 1998-2001
Meghan Cornett 2002-05
Lindsay Walker 2007-10
Samie Garcia 2011-13
Kaylea Snaer 2014-17
Kelsey Oh 2018-22
Marissa Gonzalez 2023-



Paula Sparks 1980
Star Burdell 1981
Lisa DaCruz 1984-87
Samantha Jennings 2001-04
Anna McDaniel 2005-06
Melissa Hendon 2007-08
Kelley Dillon 2011-13
Sarah Mooney 2014-15
Zoe Laneaux 2021-



Laurie Fuller 1980-81
Chris Diemer 1983-85
Karen Sanchelli 1986-88
Dawn Lantiere 1990-93
Darlene Gareis 1994-95
Nikki Beers 1996-99
Nancy Crane 2001-04
McKenna Hughes 2005-07
Kylie Morin 2011-12
Kate Shereyk 2014-15
Alexis Lindsey 2017-20
Aaliyah White 2021-



Debbie Rohr 1980-81
Cindy Wallace 1981
Cindy Long 1983-85
Kelly Grotheer 1986-89
Michelle Granteed 1993
Tina Plew 1994-97
Heather Culver 1998-2000
Aleca Johnson 2002-05
Jacqueline Wetherbee 2006-09
Lacey Rother 2012
Lakyn Shull 2013-14
Macey Webb 2016-17
Ellie Bailey 2020
Hannah Hawley 2023



Anne Anderson 1981
DeeDee Kish 1981
Shirley Burton 1983-85
Kathy Matthew 1986-89
Toinette Reed 1991-94
Brooke Polanski 2002
Sam Arbaugh 2009-12
Effie Manahan 2014-16
Bailey Betenbaugh 2020



Linnea Saunders 1980-81
Holly Booth 1981
Kelly McCormick 1989
Jennifer Davis 1993-96
Kim Schultze 1997-2000
Kristen Hall 2002-05
Shelby Gonzales 2012-13
Aubrey Rabun 2015
Karly Heath 2019-20



Lynn Shealy 1980
Linnea Saunders 1981
Terri Huggins 1986
Jodi Fittro 2000-03
Margaret Person 2004-06
Codee Yeske 2012-14
Tiara Duffy 2015-18
Alex Fulmer 2019-21
Reagan Marchant 2023-



Tami Love 1980
Pat Dufficy 1983
Gretchen Koenig 1986
Skylar Trahan 2021
Jen Cummings 2023-



Laurie Jones 1980
Anne Anderson 1981
Andrea Henning 1986
Kristie Kaiser 1987
Charlene Manley 1989
Charity Ballard 1990-93
Carri Fredericks 1994-95
Jamie Williams 1996-2000
Whitney Wierzbicki 2007-08
Kaitlin Westfall 2009-12
Lauren Masters 2013-16
Leah Powell 2021-23



Cindy Wallace 1980-81
Heather Jabs 1988-89
Tanya Evanina 1990-93
Christie Dammer 1994
Kelly Dammer 1995-97
Adrianna Baggetta 1999-2002
Kierystn White 2009-12
Victoria Williams 2014-17
Katie Prebble 2019-22
Natalie Heath 2023-



Holly Booth 1980-81
Debralee Troesh 2000-03
Becky Martinez 2005-08
Jackie Slawson 2011-12
Alaynie Page 2013-16
Carly Robbins 2021
Natalie Morgan 2023



Sue Sproule 1987
Angie Lear 1988-91
Dana Fulmer 1992-95
Karri Peters 1997-98
Kristi Hutchins 2005-06
Julie Sarratt 2011-15
Kennedy Clark 2016-20
Natalie Heath 2022
Donnie Gobourne 2023



Briana Hamilton 2010
Dana Hathorn 2011-14
Kamryn Watts 2015-18
Hannah Kumiyama 2020-22



Olivia Lawrence 2012-15
Alyssa Kumiyama 2018-21
Jori Heard 2023



Stacey Johnson 2001-04
Riley Blampied 2021-

ALL-TIME NUMERICAL ROSTER (SINCE 1980)



Kaela Jackson 2011-12
Victoria Galvan 2018



Karsen Ochs 2020-



Robyn Johnson 2002



Megan Donohoo 1998-2001
Ashley Chastain 2009-11
Katelynn Howser 2012-13
Nickie Blue 2014-17



Rachel Vaughan 2019-23



Jessica Josker 2005-08



Kelsey Goodwin 2009-10



Alyssa VanDerveer 2017-18



Hannah Milks 2010-12
Chooch Carroll 2021



Jill Semento 2008-09
Lex Hull 2016-17
Emma Sellers 2022-



Anna Vest 2018-21



Dixie Raley 2018-19



Marissa Gonzalez 2022



Kassidy Krupit 2020-22



Audrey Broyles 2009-13



Kandyce Redondo 2009-11



Trinity Johnson
Pitcher
2019



Joyce Compton
Head Coach
2022

HISTORICAL LETTERWINNERS

A
 Adams, Leslie..... 1990-91
 Agee, Stacy..... 1987-88-89-90
 Ahern, Maureen..... 1978-79-80-81
 Anderson, Anne..... 1981
 Anderson, Susan..... 1987-88
 Arbaugh, Sam..... 2009-10-11-12
 Ard, Ansley..... 2013-14-15-16
 Ashburn, Shirley..... 1980-81
 Augustus, Jordyn..... 2015-16-17-18

B
 Baggetta, Adrianna..... 1999-00-01-02
 Ballard, Charity..... 1990-91-92-93
 Bailey, Ellie..... 2020
 Barnes, Jessica..... 2006
 Barnhill, Brooke..... 2013-14
 Baxter, Robin..... 1982-83-84-85
 Baynham, Kathy..... 1975-76
 Beall, Andrea..... 1989-90-91-92
 Beers, Nikki..... 1996-97-98-99
 Belger, Bayli..... 2022
 Betenbaugh, Bailey..... 2020-21-22-23
 Berdis, Kathleen..... 1987-88
 Bizzell, Jordan..... 2013-14-15-16
 Black, Aniyah..... 2023
 Blampied, Riley..... 2021-22-23
 Blankenship, Brooke..... 2023
 Blue, Nickie..... 2014-15-16-17
 Boesel, Mackenzie..... 2017-18-19-20-21
 Booth, Holly..... 1978-79-80-81
 Borchardt, April..... 2010-11
 Bradley, Cindy..... 1978
 Brossart, Molly..... 2011-12
 Brown, Sky..... 1995-96-97-98
 Broyles, Audrey..... 2009-11-12-13
 Burdell, Star..... 1977, 1979-80-81
 Burton, Shirley..... 1982-83-84-85
 Butera, Jae..... 1982-83-84

C
 Call, Louann..... 1982
 Cannon, Shani..... 1992-93-94-95
 Carroll, Chooch..... 2021
 Cash, Caroline..... 2015
 Chastain, Ashley..... 2009-10-11
 Childs, Evan..... 2009-10-11-12
 Clark, Kennedy..... 2016-17-18-19-20
 Coates, Val..... 1975
 Collett, Beth..... 1993-94-95-96
 Condon, Brionna..... 2023
 Cook, Olivia..... 2022-23
 Conwell, Sarah..... 2008-09
 Copeland, Hayley..... 2015-16-17-18
 Copeland, Linda..... 1976-77
 Cornett, Meghan..... 2002-03-04-05
 Coulter, Melissa..... 1982-83-84
 Crane, Nancy..... 2001-02-03-04
 Culver, Heather..... 1999-00
 Cummings, Jen..... 2023
 Curtis, Amber..... 2001-02-03-04

D
 DaCruz, Lisa..... 1984-85-86-87
 Dammer, Christie..... 1994
 Dammer, Kelly..... 1995-96-97
 Davis, Cagney..... 2007-08-09
 Davis, Jennifer..... 1993-94-95-96
 Davis, Morgan..... 2018-19
 Dean, Melissa..... 1975
 Deloso, Michelle..... 1988-89-90-91
 DeRose, Dawn..... 1985
 Desiderio, Giulia..... 2022-23
 Diemer, Chris..... 1983-84-85
 Dillon, Kelley..... 2011-13
 DiRupo, Marianne..... 1986-87-88-89
 Donohoo, Megan..... 1998-99-00-01
 Drain, Robin..... 1976-77
 Drotar, Cayla..... 2017-18-19-20-21
 Dubose, Charlene..... 1975-76
 Dufficy, Pat..... 1982-83
 Duffy, Tiara..... 2015-16-17-18
 Dutton, Robin..... 1989

E
 Eidt, Sarah..... 2011
 Eikmeier, Dawn..... 1978
 Elliott-Hoshour, Carrie..... 1995-96-97-98
 Elliott, Jessica..... 2016-17
 Evannina, Tanya..... 1990-91-92-93
 Evans, Kim..... 2000-01-02-03

F
 Fabian, Jordan..... 2019-20-21-22-23
 Farr, April..... 1993-94-95-96
 Feaster, Lorraine..... 1982
 Fredericks, Carri..... 1994-95
 Fittro, Jodi..... 2000-01-02-03
 Fuller, Laurie..... 1979-80-81
 Fulmer, Alex..... 2018-19-20-21
 Fulmer, Dana..... 1992-93-94-95
 Fulmer, P.J..... 2008-09-10-11

G
 Gallagher, Maddie..... 2021-22
 Garcia, Samie..... 2011-12-13
 Gareis, Darlene..... 1992-93-94-95
 Gaudette, Gina..... 1978
 Genovese, Adrienne..... 1998-99-00-01
 Gleason, Kylee..... 2021
 Gobourne, Donnie..... 2023
 Gogreve, Cassie..... 2008-09
 Goldman, Linda..... 1975
 Gonzales, Shelby..... 2012-13
 Gonzalez, Marissa..... 2022-23
 Goodwin, Kelsey..... 2009-10
 Granteed, Michelle..... 1993
 Gregg, Shannon..... 1985-86-87-88
 Grindle, Cheryl..... 1976-77
 Grotheer, Kelly..... 1986-87-88-89

H
 Hall, Kristin..... 2002-03-04-05
 Hall, Sondra..... 1997-98-99-00
 Hamilton, Briana..... 2010
 Hamilton, Christie..... 2006
 Harper, Joni..... 1986
 Hathorn, Dana..... 2011-12-13-14
 Hawkins, Chelsea..... 2011-12-13-14
 Hawley, Hannah..... 2023
 Heard, Jori..... 2023
 Heath, Karly..... 2019-20
 Heath, Natalie..... 2022-23
 Heathcock, Diane..... 1996
 Henderson, Carlie..... 2021-22-23
 Hendon, Melissa..... 2007-08
 Henning, Andrea..... 1986
 Henkes, Melanie..... 2003-04-05-06
 Hoffman, Janet..... 1975-76-77
 Howser, Katelynn..... 2012-13
 Huggins, Terri..... 1986-87
 Hughes, Lauren..... 1976-77-78-79
 Hughes, McKenna..... 2004-05-06-07
 Hull, Lex..... 2016-17
 Hutchins, Kristi..... 2005-06

J
 Jabs, Heather..... 1988
 Jackson, Kaela..... 2011-12
 James, Lindi..... 1981-82-83-84
 Jenkins, Beth..... 1987-88
 Jennings, Samantha..... 2001-02-03-04
 Johns, Jana..... 2018-19-20
 Johnson, Aleca..... 2002-03-04-05
 Johnson, Michelle..... 1991
 Johnson, Stacey..... 2001-02-03-04
 Johnson, Trinity..... 1995-96-97
 Jones, Laurie..... 1980
 Jordan, Joni..... 1984
 Josker, Jessica..... 2005-06-07-08

K
 Kaiser, Kristie..... 1987
 Kelly, Shay..... 1975
 Kerr, Nona..... 1975-76
 Kirkland, Kelley..... 1989-90-91
 Kish, Dee Dee..... 1981-82-83-84
 Koenig, Gretchen..... 1985-86-87-88
 Kordonowy, Kris..... 1989-90-91-92
 Krohn, Lynn..... 1984-86-87
 Krupit, Cassidy..... 2020-21-22
 Kumiyama, Alyssa..... 2018-19-20-21
 Kumiyama, Hannah..... 2020-21-22

L
 Lackey, Lauren..... 2009-10-11-12
 Lamb, Bernadette..... 1993
 Laneaux, Zoe..... 2021-22-23
 Lantieri, Dawn..... 1990-91-92-93
 Laskowski, Cheri..... 1989-90-91-92
 Lawrence, Olivia..... 2012-13-14-15
 Lear, Angie..... 1988-89-90-91
 Lee, Chanda..... 1994-95-96-97

Letak, Mandy..... 1999
 Lewis, Tisa..... 1975
 Lindsey, Alexis..... 2018-19
 Long, Cindy..... 1983-84-85
 Longo, Lisa..... 2005-06-07-08
 Loretto, Mary Jo..... 1978
 Love, Tami..... 1980
 Lowery, Darlene..... 1983-85-87
 Lyons, Amy..... 1980-81-82-83
 Lyons, Carrie..... 1993-95-96-97

M
 Mack, Alexis..... 2016
 Maguire, Kenzi..... 2016-18-19-21
 Manahan, Effie..... 2015-16
 Manley, Charlene..... 1989
 Mann, Vicki..... 1976-77
 Marchant, Reagan..... 2023
 Marks, Katie..... 2013
 Marsh, Caitlin..... 2007
 Masters, Ashlyn..... 2013-14
 Masters, Lauren..... 2013-14-15-16
 Martin, Tori..... 2007
 Martinez, Becky..... 2005-06-07-08
 Mattheson, Jeanne..... 1978
 Matthew, Kathy..... 1986-87-88-89
 Matthews, Megan..... 1999-00-01-02
 McAlister, Marci..... 1984
 McCauley, Maureen..... 1975-76-77-78
 McClellan, Patti..... 1978-79-80-81
 McCrary, Robbie..... 1975-76
 McCutcheon, Kendra..... 1996-97, 99-00
 McDaniel, Anna..... 2005-06
 McMillin, Joyce..... 1998-99-00-01
 Mendes, Laura..... 2008-09-10-11
 Messenger, Sherry..... 1977-78
 Milks, Hannah..... 2010-11-12
 Moler, Mackenzie..... 2014
 Mooney, Sarah..... 2014-15
 Morgan, Natalie..... 2023
 Morin, Kylie..... 2011-12
 Morrison, Kate..... 2000-01

N
 Nanney, Denise..... 1976
 Norem, Darcy..... 2004-05-06
 Norman, Stephanie..... 2005

O
 Ochs, Karsen..... 2020-21-22-23
 Oh, Kelsey..... 2018-19-20-21-22
 Olson, Mary Ann..... 1975
 Owens, Madison..... 2019-20-21

P
 Page, Alaynie..... 2013-14-15-16
 Pappas, Karen..... 1975-76-77-78
 Parker, Debbie..... 1992-93-94-95
 Payne, Ashton..... 2006-07-08-09
 Person, Margaret..... 2004-05-06
 Peters, Karri..... 1997-98
 Pietro, Kim..... 1996-97-98-99
 Plese, Shannon..... 2017
 Plew, Tina..... 1994-95-96-97
 Popowski, Tricia..... 1988-89-90-91
 Pouliot, Kate..... 2005-06-07-08
 Powell, Leah..... 2021-22-23
 Prebble, Katie..... 2019-20-21-22

Q
 Quinones, Danielle..... 2000-01-02-03

R
 Rabun, Aubrey..... 2015
 Raley, Dixie..... 2018-19
 Redondo, Kandyce..... 2009-10-11
 Reed, Toinette..... 1991-92-93-94
 Ricken, Chris..... 1977-78-79
 Ricks, Kyee..... 2023
 Robbins, Carly..... 2021
 Robbins, Jean..... 1976-66
 Robinson, Krystle..... 2008-09
 Rogers, Tia..... 2002-03-04
 Rohr, Deb..... 1980-81-82-83
 Rossilli, Vona..... 1985-86
 Rother, Lacey..... 2012
 Routh, Si Si..... 1975
 Russian, Sam..... 1999

S
 Sacco, Jennifer..... 1984
 Sanchelli, Karen..... 1985-86-87-88

Sandel, Melissa..... 2001-02-03-04
 Sarratt, Julie..... 2011-13-14-15
 Saunders, Linnea..... 1979-80-81
 Schoonmaker, Chrissy..... 2004-05-06, 08
 Schultze, Kim..... 1997-98-99-00
 Sellers, Emma..... 2022-23
 Semento, Jill..... 2008-09
 Senn, Fran..... 1978-80-81
 Shealy, Lynn..... 1979-80
 Shereyk, Kate..... 2014-15
 Sheridan, Kim..... 1993-94-95-96
 Shull, Lakyn..... 2013-14
 Sikole, Dena..... 1985-86
 Slawson, Jackie..... 2011-12
 Simpson, Haley..... 2019-20-21-22-23
 Smith, Ashley..... 2003-04-05-06
 Smith, Sonya..... 1981-83-84-85
 Snaer, Kaylea..... 2014-15-16-17
 Sparks, Paula..... 1980
 Spence, Joy..... 1977
 Sproule, Sue..... 1987
 Stewart, Alice..... 1978
 Stewart, Lauren..... 2017-18-19-20-21
 Struett, Kristen..... 2012-13-14-15
 Stubblefield, Kristen..... 2009

T
 Thompson, Dissy..... 1982
 Tootle, Tiff..... 1990-91-92-93
 Trahan, Skylar..... 2021-22
 Troesh, Debralee..... 2000-01-02-03
 Troesh, Leanna..... 1997-98-99

V
 VanDerveer, Alyssa..... 2017-18
 Vaughan, Rachel..... 2019-20-21-22-23
 Vena, Bonnie..... 1977-78-79-80
 Vest, Anna..... 2018-19-20-21
 Voigt, Adele..... 2007-08-09-10

W
 Walker, Lindsay..... 2007-08-09-10
 Wallace, Cindy..... 1979-80-81
 Waters, Jama..... 1985-86-87
 Watts, Kamryn..... 2015-16-17-18
 Webb, Macey..... 2014-15-16-17
 Westfall, Kaitlin..... 2009-10-11-12
 Wetherbee, Jacqueline..... 2006-07-08-09
 White, Aaliyah..... 2021-22-23
 White, Kierstyn..... 2009-10-11-12
 White, Krystan..... 2015-16-17-18
 Wierzbicki, Whitney..... 2005-06-07-08
 Williams, Jamie..... 1996, 1998-99-00
 Williams, Taylor..... 2014-15-16-17
 Williams, Victoria..... 2014-15-16-17
 Wilson, Rita..... 1975
 Wolfe, Janice..... 1975-76
 Woods, Debra..... 1975
 Woods, Terri..... 1975

Y
 Yeske, Codee..... 2012-13-14

Z
 Zimmerman, Jana..... 1990-91-92

Letterwinners from 1974-79 comes from data pulled from various media sources and not from departmental data.

SOUTH CAROLINA RECORDS

Team General - Season

Games	74 (1995)
Wins	63 (1997)
Consecutive Wins	38* (1997)
Losses	40 (2010)
Consecutive Losses	16 (2012)
Ties	3 (1985)
Best Won/Lost Record	63-5, 926 (1997)
Worst Won/Lost Record	11-40, 216 (2010)

*record started in 2018

Team Batting - Season

Batting Average	.312 (1996)
On-Base Percentage	.407 (2019)
Slugging Percentage	.534 (2015)
Runs	338 (2013)
At Bats	1,955 (1995)
Hits	571 (1992)
Singles	457 (1992)
Doubles	95 (1995)
Triples	42 (1994)
Home Runs	77 (2019)
RBI	323 (2019)
Stolen Bases	123 (2023)
Walks	210 (2014)
Most Times Struck Out	356 (2007)
Hit by Pitches	86 (2018)

Team Pitching - Season

Complete Games	55 (1990, 1994)
Shutouts	43 (1997)
Consecutive Shutouts	9 (1982)
No-Hitters	9 (1997)
Innings Pitched	506.0 (1995)
Most Hits Allowed	418 (2010)
Fewest Hits Allowed	136 (1987)
Most Runs Allowed	296 (2010)
Fewest Runs Allowed	38 (1987)
Lowest ERA	0.49 (1983)
Highest ERA	4.97 (2010)
Most Walks Allowed	222 (2012)
Fewest Walks Allowed	57 (1990)
Strikeouts	546 (1997)
Hit Batters	36 (2014)

Team Fielding - Season

Highest Fielding Percentage	.979 (2018)
Lowest Fielding Percentage	.933 (1994)
Total Chances	2,199 (1995)
Putouts	1,518 (1995)
Assists	670 (1991)
Most Errors	147 (1994)
Fewest Errors	31 (1982)
Double Plays	31 (2018)

Individual Batting - Career Misc.

Longest Hitting Streak	32 games, Kim Pietro (1998-99)
Longest Reached-base Streak (recorded)	38 games, Kenzi Maguire (2019-20)

Individual Batting - Season

Games Played	74, Tina Plew (1995)
At Bats	249, Tiff Tootle (1992)
Batting Average	.494, Tiff Tootle (1992)
On-Base Percentage	.538, Alaynie Page (2015)

Runs	72, Tiff Tootle (1992)
Runs Per Game	1.19, Tiff Tootle (1993)
Hits	123, Tiff Tootle (1992)
Hits Per Game	1.84, Tiff Tootle (1992)
Doubles	27, Kaylea Snaer (2016)
Doubles Per Game	0.44, Kaylea Snaer (2016)
Triples	15, Tricia Popowski (1991)
Triples Per Game	0.23, Tricia Popowski (1991)
Home Runs	15, Alaynie Page (2015)
Home Runs Per Game	0.25, Alaynie Page (2015)
Total Bases	157, Alaynie Page (2015)
Slugging Percentage	.805, Alaynie Page (2015)
RBI	61, Dana Fulmer (1992)
RBI Per Game	0.97, Dana Fulmer (1993)
Walks	42, Jordan Fabian (2022)
Walks Per Game	0.75, Jordan Fabian (2022)
Hit By Pitch	28, Jana Johns (2018)
Sacrifice Hits	23, Chanda Lee (1997)
Sacrifice Flies	10, Tina Plew (1997)
Strikeouts	59, Jacqueline Wetherbee (2006)
Stolen Bases	51, Tiff Tootle (1992)
Stolen Bases Per Game	0.76, Tiff Tootle (1992)
Stolen Base Percentage	1.000 (23-23)
Longest Hitting Streak	30 games, Kim Pietro (1998)

Individual Pitching - Season

Appearances	57, Megan Matthews (1999)
Games Started	41, Megan Matthews (2000)
Complete Games	37, Megan Matthews (2000)
Innings Pitched	311.0, Megan Matthews (2000)
Wins	34, Trinity Johnson (1997)
Winning Percentage	1.000 (14-0), Sky Brown (1997)
ERA	0.10, Darlene Lowery (1983)
Hits per 7 IP	1.87, Darlene Lowery (1987)
Walks per 7 IP	0.56, Angie Lear (1991)
WHIP	0.43, Trinity Johnson (1997)
Strikeouts	399, Trinity Johnson (1997)
SO per 7 inn.	11.53, Trinity Johnson (1997)
SO:BB Ratio	17.35, Trinity Johnson (1997)
Shutouts	24, Trinity Johnson (1997)
Perfect Games	3, Trinity Johnson (1997)
No-Hitters	6.5, Trinity Johnson (1997)
Saves	9, Megan Matthews (1999)
Wild Pitches	19, Katelynn Howser (2012) & Nickie Blue (2014)
Hit Batters	24, Julie Sarratt (2014)

Individual Fielding - Season

FLD% (Infield)	.996, Meghan Cornett (2004)
Total Chances	560, Meghan Cornett (2003)
Putouts	523, Meghan Cornett (2003)
Assists	187, Marianne DiRupo (1989)
Errors	33, Chanda Lee (1994)
Double Plays	19, Meghan Cornett (2003)

Team Batting - Game

Runs	41, at Coker (4/22/1975)
Hits	29, vs. Coppin State (3/31/1996)
Doubles	11, vs. Coppin State (3/31/1996)
Triples	4, vs. Indiana (3/12/1994)
Home Runs	6, vs. Liberty (3/5/2015) & vs. South Dakota State (3/5/2005)
RBI	25, vs. Alabama State (3/2/2013)

	& vs. Coppin State (3/31/1996)
Strikeouts	18, vs. Florida State (2/29/2004)
Consecutive Baserunners	13, vs. Charleston Southern (2/13/1993)

Team Pitching - Game

Innings Pitched	17 vs. UCLA (5/28/1983)
Strikeouts	22, vs. Indiana (1985)
Walks	11, two times vs. Florida (4/4/2015) and vs. Florida (4/30/2011)

Team Fielding - Game

Total Chances	49, vs. Georgia (4/14/2007)
Putouts	33, vs. Alabama (2001)
Assists	19, vs. Mississippi State (3/17/2002)
Errors	7, vs. DePaul (3/5/2010)
Double Plays	3, four times, most recent, Marshall, 2/19/2022

Individual Batting - Game

At-bats	7, two times Jordan Fabian, at Auburn (3/19/2022) and Lindi James, vs. UCLA (5/28/1983)
Runs	5, Olivia Lawrence vs. Alabama State (3/2/2013)
Hits	5, Sky Brown vs. Coppin State (3/31/1996)
Doubles	3, two times Evan Childs vs. Longwood (2/16/2010), & Ashley Smith at Alabama (4/17/2004)
Triples	2, four times, most recent Haley Simpson vs. Virginia Tech (2/14/2020)
Home Runs	2, many times
RBI	8, Mackenzie Boesel vs. Charleston Southern (5/2/2018) 8, Cayla Drotar vs. Campbell (2/16/2019)
Stolen Bases	4, Tiff Tootle vs. Wright State (3/22/1992)
Walks	4, four times, most recent Jordan Fabian, vs. Furman (4/20/2022)
Strikeouts	4, seven times, most recent Zoe Laneaux vs. Georgia (5/11/2023)
Sacs	3, four times, most recent Lindsay Walker at Kentucky (3/29/2008)

Individual Pitching - Game

Innings Pitched	17, Darlene Lowery vs. UCLA (5/28/1983)
Strikeouts (Extras)	22, Darlene Lowery vs. Indiana (1985)
Strikeouts (7 inn.)	18, Trinity Johnson vs. Nicholls State (4/14/1995)
Walks	9, Jessica Barnes vs. Kentucky (3/19/2006)

Individual Fielding - Game

Total Chances	20, McKenna Hughes at Florida Atlantic (2/10/2007)
Putouts	19, three times, McKenna Hughes at Florida Atlantic (2/10/2007), Tina Plew vs. Indiana (3/7/1997) and Tina Plew vs. Illinois State (3/1/1997)
Assists	9, Chrissy Schoonmaker vs. Georgia (4/7/2004)
Errors	4, Lindsay Walker vs. DePaul (3/5/2010)

CAREER BATTING RECORDS

Games Played

Name	Years	GP
1. Dana Fulmer	1992-95	268
2. Kim Schultze	1997-00	263
3. Tina Plew	1994-97	262
4. Kendra McCutcheon	1996-00	259
5. Mackenzie Boesel	2017-21	257
6. Jodi Fittro	2000-03	254
7. Joyce McMillin	1998-01	254
8. Chanda Lee	1994-97	253
9. Andrea Beall	1989-92	252
10. Dawn Lantiere	1990-93	246
11. Debralee Troesh	2000-03	245
Shani Cannon	1992-95	245
Tricia Popowski	1988-91	245
Michelle Dellosa	1988-91	245
Kenzi Maguire	2016-21	245

At Bats

Name	Years	AB
1. Tina Plew	1994-97	842
2. Dana Fulmer	1992-95	826
3. Tiff Tootle	1990-93	813
4. Tricia Popowski	1988-91	805
5. Michelle Dellosa	1988-91	784
6. Mackenzie Boesel	2017-21	776
7. Andrea Beall	1989-92	766
8. Joyce McMillin	1998-2001	750
9. Dawn Lantiere	1990-93	741
10. Jodi Fittro	2000-03	735
11. Debralee Troesh	2000-03	727
12. Kim Schultze	1997-2000	715
13. Kendra McCutcheon	1996-2000	713
14. Toinette Reed	1991-94	710
15. Meghan Cornett	2002-05	706
Amber Curtis	2001-04	706

Batting Average (Min. 250 AB)

Name	Years	AB	H	Avg.
1. Tiff Tootle!	1990-93	813	351	.432
2. Dana Fulmer	1992-95	826	304	.368
3. Samie Garcia	2011-13	557	203	.364
4. Mackenzie Boesel	2017-21	776	281	.362
5. Karen Sanchelli	1985-88	523	183	.350
6. Tina Plew	1994-97	842	293	.348
7. Chanda Lee	1994-97	551	191	.347
8. Tricia Popowski	1988-91	805	279	.347
9. Kim Pietro	1996-99	656	227	.346
10. Kenzi Maguire	2016-21	696	232	.333
11. Ashlyn Masters	2013-14	316	103	.326
12. Ashley Ard	2013-16	389	126	.324
13. Alaynie Page	2013-16	686	220	.321
14. Michelle Dellosa	1988-91	784	251	.320
15. Toinette Reed	1991-94	710	223	.314

On-Base Percentage (Min. 250 PA)

Name	Years	OB%
1. Tiff Tootle	1990-93	.467
Mackenzie Boesel	2017-21	.467
3. Kenzi Maguire	2016-21	.456
4. Jana Johns	2018-20	.444
5. Dana Fulmer	1992-95	.434
6. Samie Garcia	2011-13	.431
7. Tricia Popowski	1988-91	.430
8. Alaynie Page	2013-16	.426
9. Kennedy Clark	2016-2019	.421
10. Jordan Bizzell	2013-16	.420
11. Kim Pietro	1996-99	.416
12. Kaylea Snaer	2014-17	.407
Ashlyn Masters	2013-14	.407
14. Karen Sanchelli	1985-88	.405
15. Joyce McMillin	1998-2001	.400

Runs

Name	Years	R
1. Tiff Tootle	1990-93	207
2. Mackenzie Boesel	2017-21	205
3. Tina Plew	1994-97	193
4. Tricia Popowski	1988-91	192
5. Dana Fulmer	1992-95	186
6. Kenzi Maguire	2016-21	178
7. Alaynie Page	2013-16	176
8. Chanda Lee	1994-97	158
9. Toinette Reed	1991-94	155
10. Kim Pietro	1996-99	135
11. Stacy Agee	1987-90	133
12. Joyce McMillin	1998-2001	131
Kennedy Clark	2016-2019	131
14. Shani Cannon	1992-95	129
15. Samie Garcia	2011-13	121
Jordan Fabian	2019-23	121

Runs Per Game (Min. 60 Runs)

Name	Years	GP	R	R/G
1. Tiff Tootle	1990-93	242	207	0.86
2. Tricia Popowski	1988-91	245	192	0.78
3. Alaynie Page	2013-16	232	176	0.76
4. Tina Plew	1994-97	262	193	0.74
5. Samie Garcia	2011-13	170	121	0.71
6. Dana Fulmer	1992-95	268	186	0.69
7. Ashlyn Masters	2013-14	111	74	0.67
Toinette Reed	1991-94	233	155	0.67
9. Chanda Lee	1994-97	253	158	0.62
Stacy Agee	1987-90	213	133	0.62
11. Kim Pietro	1996-99	238	135	0.57
12. Shani Cannon	1992-95	245	129	0.53
13. Joyce McMillin	1998-2001	254	131	0.52
14. Jordan Fabian	2019-23	230	121	0.52
15. Kristen Struett	2012-15	179	91	0.51

Hits

Name	Years	H
1. Tiff Tootle®	1990-93	351
2. Dana Fulmer	1992-95	304
3. Tina Plew	1994-97	293
4. Mackenzie Boesel	2017-21	281
5. Tricia Popowski	1988-91	279
6. Michelle Dellosa	1988-91	251
7. Joyce McMillin	1998-2001	231
8. Kim Pietro	1996-99	227
9. Toinette Reed	1991-94	223
10. Alaynie Page	2013-16	220
11. Meghan Cornett	2002-05	217
12. Samie Garcia	2011-13	203
13. Kaylea Snaer	2014-17	197
Kennedy Clark	2016-2019	197
15. Debralee Troesh	1999-2003	195

Hits Per Game (Min. 100 Hits)

Name	Years	GP	H	H/G
1. Tiff Tootle	1990-93	242	351	1.45
2. Samie Garcia	2011-13	170	203	1.19
3. Tricia Popowski	1988-91	245	279	1.14
4. Dana Fulmer	1992-95	268	304	1.13
5. Tina Plew	1994-97	262	293	1.12
6. Michelle Dellosa	1988-91	245	217	1.02
Karen Sanchelli	1985-88	179	183	1.02
8. Ashton Payne	2006-09	186	184	0.99
9. Toinette Reed	1991-94	233	223	0.96
10. Kim Pietro	1996-99	238	227	0.95
Alaynie Page	2013-16	232	220	0.95
12. Ashlyn Masters	2013-14	111	103	0.93
13. Marianne DiRupo	1986-89	202	186	0.92
Meghan Cornett	2002-05	236	217	0.92
15. Joyce McMillin	1998-2001	254	231	0.91

@ - Tied for 13th in NCAA Division I history

Doubles

Name	Years	2B
1. Mackenzie Boesel	2017-21	68
2. Tina Plew	1994-97	58
3. Kaylea Snaer	2014-17	57
4. Kim Pietro	1996-99	55
5. Tricia Popowski	1988-91	51
6. Joyce McMillin	1998-2001	50
7. Dana Fulmer	1992-95	49
Kenzi Maguire	2016-21	49
9. Kennedy Clark	2016-2019	47
10. Meghan Cornett	2002-05	40
11. McKenna Hughes	2004-07	39
Debralee Troesh	1999-2003	39
13. Karen Sanchelli	1985-88	38
14. Laura Mendes	2008-11	37
15. Victoria Williams	2014-17	36
Alaynie Page	2013-16	36
Andrea Beall	1989-92	36

Doubles Per Game (Min. 20 Doubles)

Name	Years	GP	2B	2B/G
1. Kaylea Snaer	2014-17	228	57	0.25
2. Ashlyn Masters	2013-14	111	26	0.23
Kim Pietro	1996-99	238	55	0.23
4. Tina Plew	1994-97	262	58	0.22
5. Karen Sanchelli	1985-88	179	38	0.21
Tricia Popowski	1988-91	245	51	0.21
7. Joyce McMillin	1998-2001	254	50	0.20
Laura Mendes	2008-11	188	37	0.20
9. Samie Garcia	2011-13	170	33	0.19
10. Dana Fulmer	1992-95	268	49	0.18
Kaitlin Westfall	2009-12	186	33	0.18
Sondra Hall	1997-2000	199	35	0.18
13. McKenna Hughes	2004-07	224	39	0.17
Victoria Williams	2014-17	212	36	0.17
Meghan Cornett	2002-05	236	40	0.17

Triples

Name	Years	3B
1. Tricia Popowski#	1988-91	51
2. Tina Plew%	1994-97	37
3. Dana Fulmer&	1992-95	36
4. Ashton Payne	2006-09	14
5. Alaynie Page	2013-16	12
Samie Garcia	2011-13	12
Kim Pietro	1996-99	12
Michelle Dellosa	1988-91	12
9. Lauren Lackey	2009-12	10
Joyce McMillin	1998-2001	10
Karen Sanchelli	1985-88	10
Jana Zimmerman	1990-92	9
Marianne DiRupo	1986-89	9
Shirley Burton	1982-85	9
15. Tiff Tootle	1990-93	8

Triples Per Game (Min. 7 Triples)

Name	Years	GP	3B	3B/G
1. Tricia Popowski	1988-91	245	51	0.21
2. Tina Plew	1994-97	262	36	0.14
3. Dana Fulmer	1992-95	268	36	0.13
4. Ashton Payne	2006-09	186	14	0.08
5. Samie Garcia	2011-13	170	12	0.07
6. Karen Sanchelli	1985-88	179	10	0.06
7. Alaynie Page	2013-16	232	12	0.05
Kim Pietro	1996-99	238	12	0.05
Jana Zimmerman	1990-92	180	9	0.05
Lauren Lackey	2009-12	203	10	0.05
Michelle Dellosa	1988-91	245	12	0.05
12. Marianne DiRupo	1986-89	202	9	0.04
Joyce McMillin	1998-2001	254	10	0.04
Kristen Struett	2012-15	179	7	0.04
Sky Brown	1995-98	193	7	0.04

^ - Tied for 15th in NCAA Division I history

- 1st in NCAA Division I history

% - 3rd in NCAA Division I history

& - Tied for 4th in NCAA Division I history

CAREER BATTING RECORDS

Home Runs

Name	Years	HR
1. Mackenzie Boesel	2017-21	34
2. Alaynie Page	2013-16	33
McKenna Hughes	2004-07	33
4. Kaylea Snaer	2014-17	29
Katie Prebble	2019-22	29
6. Jordan Fabian	2019-23	27
7. Jana Johns	2018-20	25
8. Joyce McMillin	1998-01	24
Cayla Drotar	2017-21	24
10. Alyssa VanDerveer	2017-18	22
11. Chelsea Hawkins	2011-14	21
Alyssa Kumiyama	2018-21	21
13. Tricia Popowski	1988-91	20
14. Sarah Mooney	2014-15	19
15. Taylor Williams	2014-17	18
Meghan Cornett	2002-05	18
Dana Fulmer	1992-95	18

Total Bases

Player	Years	H	2B	3BHR	TB
1. Tricia Popowski	1988-91	279	51	51	20 492
2. Dana Fulmer	1992-95	304	49	36	18 479
3. Tina Plew	1994-97	293	58	36	15 468
4. Mackenzie Boesel	2017-21	281	68	7	34 465
5. Tiff Tootle	1990-93	351	10	8	3 386
6. Alaynie Page	2013-16	220	36	12	33 379
7. Joyce McMillin	1998-01	231	50	10	24 373
8. Kim Pietro	1996-99	227	55	12	14 348
9. Kaylea Snaer	2014-17	197	57	2	29 345
10. Kenzi Maguire	2016-21	232	49	6	14 335
11. McKenna Hughes	2004-07	181	39	2	33 323
Meghan Cornett	2002-05	236	40	6	18 323
13. Kennedy Clark	2016-19	197	47	5	17 305
14. Michelle Delloso	1988-91	251	22	12	1 300
15. Samie Garcia	2011-13	203	33	12	12 296

Slugging Percentage (Min. 250 AB)

Name	Years	AB	TB	Slug.
1. Tricia Popowski	1988-91	805	492	.611
2. Mackenzie Boesel	2017-21	776	465	.599
3. Dana Fulmer	1992-95	826	479	.580
4. Jana Johns	2018-20	392	226	.577
5. Tina Plew	1994-97	838	468	.556
6. Alaynie Page	2013-16	686	379	.552
7. Ashlyn Masters	2013-14	316	173	.547
8. Alyssa VanDerveer	2017-18	280	151	.539
9. Samie Garcia	2011-13	557	296	.531
Kaylea Snaer	2014-17	650	345	.531
11. Kim Pietro	1996-99	653	348	.530
12. Sarah Mooney	2014-15	275	145	.527
13. Katie Prebble	2019-22	401	208	.519
14. Karen Sanchelli	1985-88	523	268	.512

Runs Batted In

Name	Years	RBI
1. Dana Fulmer	1992-95	199
2. Mackenzie Boesel	2017-21	173
3. Tina Plew	1994-97	172
4. Tricia Popowski	1988-91	140
5. Kaylea Snaer	2014-17	136
6. Alaynie Page	2013-16	134
7. McKenna Hughes	2004-07	132
8. Joyce McMillin	1998-2001	126
9. Michelle Delloso	1988-91	121
Kenzi Maguire	2016-21	121
11. Kim Pietro	1996-99	119
12. Kennedy Clark	2016-2019	115
13. Victoria Williams	2014-17	113
14. Andrea Beall	1989-92	112
15. Meghan Cornett	2002-05	109
Jordan Fabian	2019-23	109

Walks

Name	Years	BB
1. Mackenzie Boesel	2017-21	128
2. Kaylea Snaer	2014-17	116
3. Tricia Popowski	1988-91	113
4. Alaynie Page	2013-16	106
5. Joyce McMillin	1998-01	104
6. Jordan Fabian	2019-23	94
7. Dana Fulmer	1992-95	91
8. Kennedy Clark	2016-19	90
9. Kim Pietro	1996-99	82
10. Dawn Lantiere	1990-93	79
11. Kenzi Maguire	2016-21	77
12. Amber Curtis	2001-04	75
13. Victoria Williams	2014-17	64
Toinette Reed	1991-94	64
15. Megan Donohoo	1998-01	62

Hit By Pitch

Name	Years	HBP
1. Kenzi Maguire ^s	2016-21	82
2. Jana Johns	2018-20	60
3. Dana Hathorn	2011-14	46
4. Kennedy Clark	2016-2019	39
Jordan Fabian	2019-23	39
6. Jordan Bizzell	2013-16	30
7. Victoria Williams	2014-17	29
8. Mackenzie Boesel	2017-21	27
9. Alaynie Page	2013-16	23
10. Taylor Williams	2014-17	20
Kristin Hall	2002-05	20
12. Kaitlin Westfall	2009-12	17
Jacqueline Wetherbee	2006-09	17
14. Samie Garcia	2011-13	16
15. Lauren Masters	2013-16	14
Kristen Struett	2012-15	14
Krystan White	2015-18	14

Sacrifice Flies

Name	Years	SF
1. Tina Plew	1994-97	16
2. Kaylea Snaer	2014-17	11
3. McKenna Hughes	2004-07	10
Shani Cannon	1992-95	10
Cayla Drotar	2017-21	10
6. Sondra Hall	1997-00	9
Jordan Fabian	2019-23	9
8. Amber Curtis	2001-04	8
Kim Pietro	1996-99	8
Dana Fulmer	1992-95	8
Krystan White	2015-18	8
Kassidy Krupit	2020-22	8
13. Victoria Williams	2014-17	7
Kristen Struett	2012-15	7
Ashlyn Masters	2013-14	7
Jodi Fittro	2000-03	7

Sacrifice Hits

Name	Years	SH
1. Kendra McCutcheon	1996-00	52
2. Stacy Agee	1987-90	46
3. Kim Schultze	1997-00	42
4. Shani Cannon	1992-95	41
5. Jodi Fittro	2000-03	40
6. Marianne DiRupo	1986-89	39
7. Dawn Lantiere	1990-93	34
8. Chanda Lee	1994-97	33
9. Lisa DaCruz	1984-87	32
10. Megan Donohoo	1998-01	31
Michelle Delloso	1988-91	31
12. Sonya Smith	1983-85	30
13. Adrienne Genovese	1998-01	29
Kelly Grotheer	1986-89	29
15. Andrea Beall	1989-92	28
Shirley Burton	1982-85	28

\$ - 7th in NCAA Division I history

Strikeouts

Name	Years	SO
1. Jacqueline Wetherbee	2006-09	153
2. Jessica Josker	2005-08	138
3. Jordan Fabian	2019-23	136
4. Joyce McMillin	1998-2001	135
5. Meghan Cornett	2002-05	132
6. Evan Childs	2009-12	124
7. Becky Martinez	2005-08	122
8. Samantha Jennings	2001-04	117
9. Ashton Payne	2006-09	114
10. Amber Curtis	2001-04	110
11. Chelsea Hawkins	2011-14	109
12. Danielle Quinones	2000-03	107
13. Lisa Longo	2005-08	106
14. Adele Voigt	2007-10	102
Kristin Hall	2002-05	102

Toughest To K (AB per K, Min. 250 AB)

Name	Years	AB	K	AB/K
1. Michelle Delloso	1988-91	784	13	60.31
2. Tricia Popowski	1988-91	805	34	23.68
3. Kathleen Berdis	1987-88	311	14	22.21
4. Tiff Tootle	1990-93	813	37	21.97
5. Sondra Hall	1997-00	561	27	20.78
6. Marianne DiRupo	1986-89	649	33	19.76
7. Dawn Lantiere	1990-93	741	39	19.00
8. Shirley Burton	1982-85	414	22	18.82
9. Andrea Beall	1989-92	766	47	16.30
10. Terri Huggins	1986-87	258	16	16.13
11. Carrie Lyons	1993-97	540	34	15.88
12. Karen Sanchelli	1985-88	523	33	15.85
13. Kendra McCutcheon	1996-00	714	46	15.52
14. Shani Cannon	1992-95	680	47	14.47
15. Kelly Grotheer	1986-89	514	36	14.28

Walk-off Hits (Beverly Smith Era)

Name	Total	HR	Hits
1. Kaylea Snaer	5	2	3
2. Krystan White	4	2	2
Katie Prebble	4	2	2
4. Ansley Ard	2	2	-
Kennedy Clark	2	-	2
Jordan Fabian	2	-	2
Hannah Kumiyama	2	1	1
Aniyah Black	2	2	-
Giulia Desiderio	2	-	2
8. Alaynie Page	1	-	1
Jordan Bizzell	1	-	1
Tiara Duffy	1	-	1
Shannon Plese	1	-	1
Taylor Williams	1	1	-
Alyssa Kumiyama	1	1	-
Jana Johns	1	-	1
Kenzi Maguire	1	-	1
Carlie Henderson	1	-	1
Chooch Carroll	1	-	1
Kassidy Krupit	1	-	1
Zoe Laneaux	1	-	1
Jen Cummings	1	-	1

Grand Slams (Beverly Smith Era)

Name	Total
1. Ansley Ard	3
Mackenzie Boesel	3
3. Kaylea Snaer	2
Olivia Lawrence	2
Cayla Drotar	2
Katie Prebble	2
7. Alaynie Page	1
Tiara Duffy	1
Jana Johns	1
Alexis Lindsey	1
Alyssa VanDerveer	1
Sarah Mooney	1
Chelsea Hawkins	1
Kristen Struett	1
Codee Yeske	1
Ashlyn Masters	1
Samie Garcia	1
Kaitlin Westfall	1
Alyssa Kumiyama	1
Kassidy Krupit	1
Hannah Kumiyama	1
Jordan Fabian	1
Marissa Gonzalez	1

SINGLE-SEASON BATTING RECORDS

Games Played

Name	Year	GP
1. Tina Plew	1995	74
2. Dana Fulmer	1995	73
3. Carrie Lyons	1995	72
4. Carri Fredricks	1995	71
5. Kim Pietro	1999	70
Adrianna Genovese	1999	70
Kendra McCutcheon	1999	70
Kim Schultze	1999	70
Leanna Troesh	1999	70
Chanda Lee	1995	70
Beth Collett	1995	70
12. Eight tied at		69

At Bats

Name	Year	AB
1. Tiff Tootle	1992	249
2. Tina Plew	1995	241
3. Jodi Fittro	2002	230
4. Carrie Lyons	1995	226
5. Dana Fulmer	1992	225
Toinette Reed	1992	225
7. Tricia Popowski	1990	223
8. Tina Plew	1994	221
9. Kendra McCutcheon	1999	220
Tina Plew	1997	220
11. Christie Dammer	1994	219
Tiff Tootle	1991	219
13. Joyce McMillin	2000	215
14. Stacy Agee	1990	214
15. Dawn Lantiere	1992	213
Tricia Popowski	1991	213

Batting Average (Min. 70 AB)

Name	Year	AB	H	Avg.
1. Tiff Tootle	1992	249	123	.494
2. Tiff Tootle	1993	207	98	.473
3. Alaynie Page	2015	195	85	.436
4. Dana Fulmer	1994	205	88	.429
5. Kenzi Maguire	2021	150	55	.427
6. Kim Pietro	1999	198	83	.419
7. Tiff Tootle	1991	219	91	.416
Mackenzie Boesel	2021	154	64	.416
9. Karen Sanchelli	1987	149	60	.403
10. Lauren Lackey	2012	162	65	.401
11. Chanda Lee	1996	171	68	.398
12. Samie Garcia	2013	199	79	.397
13. Kennedy Clark	2019	161	62	.383
14. Kaylea Snaer	2016	182	68	.374
15. Tricia Popowski	1991	213	78	.366

On-Base Percentage (Min. 70 AB)

Name	Year	OBP
1. Kenzi Maguire	2021	.550
2. Alaynie Page	2015	.538
3. Mackenzie Boesel	2021	.528
4. Tiff Tootle	1993	.522
5. Tiff Tootle	1992	.521
6. Jana Johns	2019	.500
7. Jen Cummings	2023	.497
8. Kim Pietro	1999	.494
9. Kennedy Clark	2019	.487
10. Jordan Bizzell	2015	.473
11. Jordan Fabian	2022	.471
12. Dana Fulmer	1994	.469
13. Dana Hathorn	2013	.463
14. Mackenzie Boesel	2019	.455
15. Tricia Popowski	1991	.462
Tricia Popowski	1989	.462

* - Tied for 17th in NCAA Division I history

Runs

Name	Year	R
1. Tiff Tootle	1992	72
2. Tiff Tootle	1993	69
3. Alaynie Page	2015	61
4. Tricia Popowski	1991	60
5. Dana Fulmer	1995	57
6. Kenzi Maguire	2021	55
7. Chanda Lee	1997	54
Tina Plew	1995	54
Christie Dammer	1994	54
10. Tina Plew	1994	53
Mackenzie Boesel	2018	53
12. Tina Plew	1997	52
Mackenzie Boesel	2019	52
14. Toinette Reed	1992	51
15. Dana Fulmer	1994	50
Jana Johns	2019	50

Runs Per Game (Min. 30 Runs)

Name	Year	GP	R	R/G
1. Tiff Tootle	1993	58	69	1.19
2. Tiff Tootle	1992	67	72	1.07
3. Alaynie Page	2015	60	61	1.02
4. Tricia Popowski	1991	64	60	0.94
5. Ashlyn Masters	2014	56	47	0.84
6. Jordan Fabian	2022	56	47	.839
7. Samie Garcia	2013	59	49	.830
8. Chanda Lee	1996	51	41	0.80
9. Chanda Lee	1997	68	54	0.79
Tricia Popowski	1989	58	46	0.79
11. Christie Dammer	1994	69	54	0.78
Dana Fulmer	1995	73	57	0.78
Alaynie Page	2013	59	46	0.78
Toinette Reed	1993	58	45	0.78
15. Tina Plew	1994	69	53	0.77

Hits

Name	Year	H
1. Tiff Tootle*	1992	123
2. Tiff Tootle	1993	98
3. Tiff Tootle	1991	91
4. Dana Fulmer	1994	88
5. Tina Plew	1995	86
6. Alaynie Page	2015	85
7. Kim Pietro	1999	83
8. Samie Garcia	2013	79
9. Tricia Popowski	1991	78
10. Tina Plew	1994	77
11. Toinette Reed	1992	75
Dana Fulmer	1992	75
13. Chanda Lee	1997	74
14. Tina Plew	1997	73
Dana Fulmer	1995	73
Mackenzie Boesel	2018	73

Hits Per Game (Min. 50 Hits)

Name	Year	GP	H	H/G
1. Tiff Tootle	1992	67	123	1.84
2. Tiff Tootle	1993	58	98	1.69
3. Tiff Tootle	1991	64	91	1.42
Alaynie Page	2015	60	85	1.42
5. Samie Garcia	2013	59	79	1.34
6. Chanda Lee	1996	51	68	1.33
7. Dana Fulmer	1994	69	88	1.28
8. Karen Sanchelli	1987	48	60	1.25
9. Jessica Josker	2005	57	70	1.23
10. Tricia Popowski	1991	64	78	1.22
11. Kim Pietro	1999	70	83	1.19
12. Lauren Lackey	2012	55	65	1.18
13. Dana Fulmer	1993	58	68	1.17
Ashton Payne	2008	47	55	1.17
15. Tina Plew	1995	74	86	1.16

* - 2nd in NCAA Division I history

Doubles

Name	Year	2B
1. Kaylea Snaer*	2016	27
2. Tina Plew	1995	21
Mackenzie Boesel	2019	21
4. Ashlyn Masters	2014	19
5. Kaitlin Westfall	2012	18
Dana Fulmer	1995	18
Mackenzie Boesel	2018	18
Kennedy Clark	2019	18
9. Samie Garcia	2013	17
Danielle Quinones	2003	17
Tricia Popowski	1988	17
12. Kim Pietro	1999	16
Kim Pietro	1998	16
Kim Pietro	1997	16
Shani Cannon	1994	16
Karen Sanchelli	1987	16
Mackenzie Boesel	2021	16

Doubles Per Game (Min. 11 Doubles)

Name	Year	GP	2B	2B/G
1. Kaylea Snaer	2016	61	27	0.44
2. Ashlyn Masters	2014	56	19	0.34
3. Karen Sanchelli	1987	48	16	0.33
4. Kaitlin Westfall	2012	55	18	0.33
5. Samie Garcia	2013	59	17	0.29
Danielle Quinones	2003	59	17	0.29
7. Tina Plew	1995	74	21	0.28
Tricia Popowski	1988	60	17	0.28
Kim Pietro	1998	57	16	0.28
10. Laura Mendes	2010	51	14	0.27
11. Riley Blampied	2022	56	14	.267
12. Joyce McMillin	1998	57	15	.263
13. Ashley Smith	2004	46	12	.260
14. Chelsea Hawkins	2012	52	13	0.25
Dana Fulmer	1995	73	18	0.25

Triples

Name	Year	3B
1. Tricia Popowski*	1991	15
2. Tricia Popowski†	1988	13
3. Dana Fulmer	1994	12
Dana Fulmer	1992	12
Tricia Popowski	1990	12
6. Tricia Popowski	1989	11
7. Tina Plew	1995	10
8. Tina Plew	1996	9
Tina Plew	1994	9
10. Tina Plew	1997	8
11. Alaynie Page	2015	7
Samie Garcia	2013	7
Dana Fulmer	1995	7
Tiff Tootle	1993	7
Jana Zimmerman	1992	7

Triples Per Game (Min. 7 Triples)

Name	Year	GP	3B	3B/G
1. Tricia Popowski	1991	64	15	0.23
2. Tricia Popowski	1988	60	13	0.22
3. Tricia Popowski	1990	63	12	0.19
Tricia Popowski	1989	58	11	0.19
5. Tina Plew	1996	51	9	0.18
Dana Fulmer	1992	68	12	0.18
7. Dana Fulmer	1994	69	12	0.17
8. Tina Plew	1995	74	10	0.14
9. Tina Plew	1994	69	9	0.13
10. Tiff Tootle	1993	58	7	0.12
Samie Garcia	2013	59	7	0.12
Tina Plew	1997	68	8	0.12
Alaynie Page	2015	60	7	0.12
14. Jana Zimmerman	1992	66	7	0.11
15. Dana Fulmer	1995	73	7	0.10

* - Tied for 5th in NCAA Division I history

† - 5th in NCAA Division I history

‡ - Tied for 8th in NCAA Division I history

SINGLE-SEASON BATTING RECORDS

Home Runs

Name	Year	HR
1. Jana Johns	2019	15
Alaynie Page	2015	15
3. Katie Prebble	2022	14
Alyssa VanDerveer	2018	14
5. Sarah Mooney	2014	12
6. Evan Childs	2012	11
McKenna Hughes	2007	11
8. Jordan Fabian	2023	10
Mackenzie Boesel	2017	10
Debralee Troesh	2003	10
Cayla Drotar	2018	10
Alyssa Kumiyama	2018	10
Cayla Drotar	2019	10
Alyssa Kumiyama	2019	10

Home Runs Per Game (Min. 8 HRs)

Name	Year	GP	HRHR/G
1. Alaynie Page	2015	60	15 0.25
Katie Prebble	2022	56	14 0.25
3. Sarah Mooney	2014	55	12 0.22
4. Evan Childs	2012	55	11 0.20
5. Alyssa VanDerveer	2017	53	8 0.19
6. Samantha Jennings	2004	52	9 0.17
McKenna Hughes	2007	64	11 0.17
Mackenzie Boesel	2017	59	10 0.17
9. Jordan Fabian	2023	62	10 0.161
Debralee Troesh	2003	61	10 0.16
Kaylea Snaer	2014	49	8 0.16
Jordan Fabian	2022	56	9 0.16
12. McKenna Hughes	2005	54	8 0.15
Alaynie Page	2016	61	9 0.15
14. Ashlyn Masters	2014	56	8 0.14
Kaylea Snaer	2017	59	8 0.14
Chelsea Hawkins	2013	59	8 0.14
Danielle Quinones	2003	59	8 0.14

Total Bases

Player	Year	H	2B	3BHR	TB
1. Alaynie Page	2015	85	13	7	157
2. Tricia Popowski	1991	78	14	15	146
3. Dana Fulmer	1994	88	11	12	138
4. Tina Plew	1995	86	21	10	133
5. Tiff Tootle	1993	98	8	7	129
6. Tina Plew	1994	77	14	9	127
Tiff Tootle	1992	123	2	1	127
8. Kim Pietro	1999	83	16	5	124
9. Dana Fulmer	1995	73	18	7	123
Tricia Popowski	1988	68	17	13	123
11. Mackenzie Boesel	2018	73	18	3	121
12. Joyce McMillin	1999	69	13	5	119
13. Tricia Popowski	1990	71	10	12	117
14. Samie Garcia	2013	79	17	7	116
15. Christie Dammer	1994	72	14	6	116
16. Dana Fulmer	1992	75	10	12	115

Slugging Percentage (Min. 70 AB)

Name	Year	AB	TB	Slg.
1. Alaynie Page	2015	195	157	.805
2. Alyssa Kumiyama	2019	81	62	.765
3. Jana Johns	2019	157	114	.708
4. Tricia Popowski	1991	213	146	.685
5. Dana Fulmer	1994	205	138	.673
6. Kennedy Clark	2019	161	106	.658
7. Ashlyn Masters	2014	174	112	.644
8. Mackenzie Boesel	2021	154	98	.636
9. Tricia Popowski	1988	194	123	.634
10. Kim Pietro	1999	198	124	.626
11. Tiff Tootle	1993	207	129	.623
12. Kaylea Snaer	2016	182	113	.621
13. Kenzi Maguire	2021	150	92	.613
14. Tina Plew	1996	160	97	.606
Tricia Popowski	1989	175	106	.606
Mackenzie Boesel	2019	180	109	.606

Runs Batted In

Name	Year	RBI
1. Dana Fulmer	1992	61
2. Dana Fulmer	1993	56
3. Tina Plew	1997	54
4. Dana Fulmer	1994	53
5. Mackenzie Boesel	2018	47
Cayla Drotar	2019	47
7. Alaynie Page	2015	45
8. Cassidy Krupit	2021	45
9. Jana Johns	2019	44
10. Kristen Struett	2013	43
Tina Plew	1996	43
12. Riley Blampied	2023	42
Katie Prebble	2022	42
14. Mackenzie Boesel	2017	41
Alaynie Page	2016	41
Kaylea Snaer	2016	41
Carrie Lyons	1995	41
Shannon Gregg	1988	41

RBI Per Game (Min. 30 RBI)

Name	Year	GP	RBIRBI/G
1. Dana Fulmer	1993	58	56 .966
2. Dana Fulmer	1992	68	61 .897
3. Tina Plew	1996	51	43 .843
4. Tina Plew	1997	68	54 .794
5. Kristen Struett	2013	55	43 .788
6. Dana Fulmer	1994	69	53 .768
7. Alaynie Page	2015	60	45 .750
Katie Prebble	2022	56	42 .750
9. Evan Childs	2012	55	40 .727
10. Kaylea Snaer	2014	49	35 .714
11. Victoria Williams	2015	54	38 .704
12. Mackenzie Boesel	2017	59	41 .695
13. Karen Sanchelli	1988	59	40 .678
14. Riley Blampied	2023	62	42 .677
15. Alaynie Page	2016	61	41 .672
Kaylea Snaer	2016	61	41 .672
Shannon Gregg	1988	61	41 .672

Walks

Name	Year	BB
1. Jordan Fabian	2022	42
2. Dana Fulmer	1995	40
3. Jen Cummings	2023	38
Tricia Popowski	1991	38
5. Alaynie Page	2015	35
Mackenzie Boesel	2021	35
7. Kaylea Snaer	2017	33
Mackenzie Boesel	2019	33
9. Joyce McMillin	2000	32
Tricia Popowski	1989	32
11. Kaylea Snaer	2015	31
Kaylea Snaer	2014	31
Kim Pietro	1999	31
14. Jordan Fabian	2023	30
Toinette Reed	1993	30
Jana Johns	2019	30

Hit By Pitch

Name	Year	HBP
1. Jana Johns	2018	28
2. Dana Hathorn	2013	25
3. Kenzi Maguire	2021	24
4. Jana Johns	2019	21
5. Jen Cummings	2023	19
Kenzi Maguire	2018	19
7. Kenzi Maguire	2016	15
8. Jordan Bizzell	2016	14
9. Jordan Fabian	2023	12
Kennedy Clark	2016	12
Victoria Williams	2016	12
Jordan Bizzell	2014	12
Dana Hathorn	2014	12
Kennedy Clark	2018	12
Kenzi Maguire	2019	12
Jordan Fabian	2021	12

Sacrifice Flies

Name	Year	SF
1. Tine Plew	1997	10
2. Shani Cannon	1995	8
3. Cassidy Krupit	2021	7
4. Jana Johns	2018	6
5. McKenna Hughes	2007	5
Amber Curtis	2002	5
Kathleen Berdis	1988	5
Cayla Drotar	2019	5
9. Ashlyn Masters	2013	4
Laura Mendes	2011	4
Tina Plew	1995	4
Christie Dammer	1994	4
Dana Fulmer	1994	4
Tina Plew	1994	4
Karen Sanchelli	1988	4
Cayla Drotar	2018	4

Sacrifice Hits

Name	Year	SH
1. Chanda Lee	1997	23
2. Kendra McCutcheon	2000	19
3. Stacy Agee	1989	18
4. Shani Cannon	1994	17
5. Kendra McCutcheon	1999	15
Chris Diemer	1985	15
Sonya Smith	1983	15
8. Jodi Fittro	2003	14
Dawn Lantiere	1990	14
Lisa DaCruz	1987	14
11. Adrienne Genovese	1999	13
Leanna Troesh	1999	13
Kim Schultze	1997	13
14. Seven tied with		12

Strikeouts

Name	Years	SO
1. Jacqueline Wetherbee	2006	59
2. Christie Hamilton	2006	48
3. Samantha Jennings	2004	47
4. Zoe Laneaux	2023	46
Lisa Longo	2005	46
6. Adele Voigt	2007	45
7. Megan Matthews	1999	44
8. Joyce McMillin	1999	43
9. Evan Childs	2010	42
Jacqueline Wetherbee	2007	42
11. Kristin Hall	2004	41
12. Jordan Fabian	2023	40
Ashton Payne	2006	40
Katie Prebble	2022	40
15. Becky Martinez	2007	39
Becky Martinez	2005	39

Toughest To K (AB per K, Min. 70 AB)

Name	Years	AB	K	AB/K
1. Michelle Delloso	1990	212	1	212.0
2. Michelle Delloso	1988	186	3	62.0
3. Debbie Rohr	1982	104	2	52.0
4. Shirley Burton	1982	100	2	50.0
5. Michelle Delloso	1989	183	4	45.75
6. Kathleen Berdis	1988	166	4	41.50
7. Michelle Delloso	1991	203	5	40.60
8. Marianne DiRupo	1989	183	5	36.60
9. Tina Plew	1997	220	7	31.43
10. Terri Huggins	1986	125	4	31.25
11. Tiff Tootle	1992	249	8	31.13
12. Stacy Agee	1990	214	7	30.57
13. Dawn Lantiere	1993	178	6	29.67
Pat Dufficy	1982	89	3	29.67
15. Tiff Tootle	1993	207	7	29.57

- Tied for 17th in NCAA Division I history

SINGLE-SEASON BATTING RECORDS

Batting Average (Freshman Year)

Name	Year	BA
1. Jamie Williams	1986	.417
2. Kylee Gleason	2021	.400
3. Kristen Struett	2012	.364
Jama Waters	1985	.364
5. Jessica Josker	2005	.363
6. Sondra Hall	1997	.352
7. Tricia Popowski	1988	.351
8. Tina Plew	1994	.348
9. Mackenzie Boesel	2017	.341
Alexis Mack	2016	.341

Batting Average (Sophomore Year)

Name	Year	BA
1. Kate Shereyk	2015	1.000
2. Effie Manahan	2015	.667
3. Tiff Tootle	1991	.416
4. Jordyn Augustus	2016	.400
5. Olivia Lawrence	2013	.387
6. Deb Rohr	1980	.372
7. Dana Fulmer	1993	.364
8. Mackenzie Boesel	2018	.360
9. Tina Plew	1995	.357
10. Carrie Elliot	1996	.355

Batting Average (Junior Year)

Name	Year	BA
1. Brooke Barnhill	2013	1.000
2. Alex Fulmer	2020	.750
3. Tiff tootle	1992	.494
4. Alaynie Page	2015	.436
5. Jackie Slawson	2011	.429
Dana Fulmer	1994	.429
7. Karen Sanchelli	1987	.403
8. Chanda Lee	1996	.398
9. Kaylea Snaer	2016	.374
10. Samie Garcia	2012	.362

Batting Average (Senior/Grad Year)

Name	Year	BA
1. Tiff Tootle	1993	.473
2. Kenzi Maguire	2021	.427
3. Mackenzie Boesel	2021	.416
4. Kim Pietro	1999	.419
5. Lauren Lackey	2012	.401
6. Linnea Saunders	1981	.400
7. Samie Garcia	2013	.397
8. Kennedy Clark	2019	.383
9. Tricia Popowski	1991	.366
Karen Sanchelli	1988	.366

At-Bats (Freshman Year)

Name	Year	AB
1. Dana Fulmer	1992	225
2. Tina Plew	1994	221
3. Debralee Troesh	2001	201
4. Meghan Cornett	2002	199
5. Dawn Lantiere	1990	196
6. Adele Voigt	2007	194
Tricia Popowski	1988	194
8. Jessica Josker	2005	193
9. Alaynie Page	2013	188
10. Lindsay Walker	2007	187

At-Bats (Sophomore Year)

Name	Year	AB
1. Tina Plew	1995	241
2. Carrie Lyons	1995	226
3. Toinette Reed	1992	225
4. Tiff Tootle	1991	219
5. Kim Pietro	1997	211
6. Stacy Agee	1988	206
7. Joyce McMillin	1999	202
8. Mackenzie Boesel	2018	203
Kenzi Maguire	2018	203
10. Ashton Payne	2007	198
Adrienne Genovese	1999	198

At-Bats (Junior Year)

Name	Year	AB
1. Tiff Tootle	1992	249
2. Jodi Fittro	2002	230
3. Tricia Popowski	1990	223
4. Joyce McMillin	2000	215
5. Dawn Lantiere	1992	213
6. Michelle Delloso	1990	212
7. Marianne DiRupo	1988	211
8. Debralee Troesh	2002	208
9. Dana Fulmer	1994	205
10. Adrienne Genovese	2000	199
Kim Schultze	1999	199

At-Bats (Senior/Grad Year)

Name	Year	AB
1. Tina Plew	1997	220
2. Christie Dammer	1994	219
3. Stacy Agee	1990	214
4. Tricia Popowski	1991	213
5. Sondra Hall	2000	212
6. Andrea Beall	1992	211
7. Chana Lee	1997	209
Dana Fulmer	1995	209
9. Tiff Tootle	1993	207
10. Kendra McCutcheon	2000	205

Runs (Freshman Year)

Name	Year	Runs
1. Tina Plew	1994	53
2. Alaynie Page	2013	46
3. Tricia Popowski	1988	41
4. Dana Fulmer	1982	40
5. Meghan Cornett	2002	38
6. Mackenzie Boesel	2017	36
7. Alexis Mack	2016	35
8. Jana Johns	2018	34
9. Toinette Reed	1991	33
10. Kennedy Clark	2016	31
Aaliyah White	2021	31

Runs (Sophomore Year)

Name	Year	Runs
1. Tina Plew	1995	54
2. Mackenzie Boesel	2018	53
3. Toinette Reed	1992	51
4. Jana Johns	2019	50
5. Kenzi Maguire	2018	49
6. Tiff Tootle	1991	47
7. Tricia Popowski	1989	46
8. Chanda Lee	1995	44
9. Joyce McMillin	1999	40
Kim Pietro	1997	40
Stacy Agee	1988	40

Runs (Junior Year)

Name	Year	Runs
1. Tiff Tootle	1992	72
2. Alaynie Page	2015	61
3. Mackenzie Boesel	2019	52
4. Dana Fulmer	1994	50
5. Shani Cannon	1994	45
Toinette Reed	1993	45
Tricia Popowski	1990	45
8. Samie Garcia	2012	41
Chanda Lee	1996	41
10. Amber Curtis	2003	38
Marianne Dirupo	1988	38

Runs (Senior/Grad Year)

Name	Year	Runs
1. Tiff Tootle	1993	69
2. Tricia Popowski	1991	60
3. Dana Fulmer	1995	57
4. Kenzi Maguire	2021	55
5. Chanda Lee	1997	54
Christie Dammer	1994	54
7. Tina Plew	1997	52
8. Samie Garcia	2013	49
9. Ashlyn Masters	2014	47
Stacy Agee	1990	47
Mackenzie Boesel	2021	47
Jordan Fabian	2022	47

Hits (Freshman Year)

Name	Year	Hits
1. Tina Plew	1994	77
2. Dana Fulmer	1992	75
3. Jessica Josker	2005	70
4. Tricia Popowski	1988	68
5. Mackenzie Boesel	2017	61
Meghan Cornett	2002	61
7. Dawn Lantiere	1990	56
Michelle Delloso	1988	56
9. Kennedy Clark	2016	54
10. Lindsay Walker	2007	50
Jodi Fittro	2000	50
Toinette Reed	1991	50

Hits (Sophomore Year)

Name	Year	Hits
1. Tiff Tootle	1991	91
2. Tina Plew	1995	86
3. Toinette Reed	1992	75
4. Mackenzie Boesel	2018	73
5. Joyce McMillin	1999	69
Carrie Lyons	1995	69
7. Dana Fulmer	1993	68
8. Kenzi Maguire	2018	64
Kim Pietro	1997	64
10. Tricia Popowski	1989	62

Hits (Junior Year)

Name	Year	Hits
1. Tiff Tootle	1992	123
2. Dana Fulmer	1994	88
3. Alaynie Page	2015	85
4. Michelle Delloso	1990	72
5. Tricia Popowski	1990	71
6. Kaylea Snaer	2016	68
Chana Lee	1996	68
8. Shani Cannon	1994	66
9. Mackenzie Boesel	2019	64
Joyce McMillin	2000	64
Marianne DiRupo	1988	64

Hits (Senior/Grad Year)

Name	Year	Hits
1. Tiff Tootle	1993	98
2. Kim Pietro	1999	83
3. Samie Garcia	2013	79
4. Tricia Popowski	1991	78
5. Chanda Lee	1997	74
6. Tina Plew	1997	73
Dana Fulmer	1995	73
8. Christie Dammer	1994	72
9. Stacy Agee	1990	71
10. Karen Sanchelli	1998	68

SINGLE-SEASON BATTING RECORDS

Doubles (Freshman Year)

Name	Year	Doubles
1. Tricia Popowski	1988	17
2. Joyce McMillin	1988	15
3. Tina Plew	1992	14
4. Kennedy Clark	2016	11
5. Mackenzie Boesel	2017	10
6. Dana Fulmer	1992	10
7. Jana Johns	2018	9
8. Kaylea Snaer	2014	9
9. Alaynie Page	2013	9
10. Meghan Cornett	2002	9
11. Debralee Troesh	2001	9

Doubles (Sophomore Year)

Name	Year	Doubles
1. Tina Plew	1995	21
2. Mackenzie Boesel	2018	18
3. Kim Pietro	1997	16
4. Riley Blampied	2022	14
5. Kenzi Maguire	2018	14
6. Chelsea Hawkins	2012	13
7. Joyce McMillin	1999	13
8. Ashley Smith	2004	12
9. Meghan Cornett	2003	12
10. Amber Curtis	2002	12

Doubles (Junior Year)

Name	Year	Doubles
1. Kaylea Snaer	2016	27
2. Mackenzie Boesel	2019	21
3. Kaitlin Westfal	2012	18
4. Kim Pietro	1998	16
5. Shani Cannon	1994	16
6. Karen Sanchelli	1987	16
7. Laura Mendes	2010	14
8. Alaynie Page	2015	13
9. Joce McMillin	2000	13
10. Riley Blampied	2023	13

Doubles (Senior Year/Grad Year)

Name	Year	Doubles
1. Ashlyn Masters	2014	19
2. Kennedy Clark	2019	18
3. Dana Fulmer	1995	18
4. Samie Garcia	2013	17
5. Danielle Quinones	2003	17
6. Kim Pietro	1999	16
7. Mackenzie Boesel	2021	16
8. Sondra Hall	2000	15
9. Kaylea Snaer	2017	14
10. Chrisie Dammer	1994	14
11. Tricia Popowski	1991	14
12. Karen Sanchelli	1988	14

Triples (Freshman Year)

Name	Year	Triples
1. Tricia Popowski	1988	13
2. Dana Fulmer	1992	12
3. Tina Plew	1984	9
4. Megan Matthews	1999	5
5. Dawn Lantiere	1990	5
6. Mackenzie Boesel	2017	3
7. Adele Voigt	2007	3
8. Jessica Josker	2005	3
9. Meghan Cornett	2002	3
10. Michelle Delloso	1988	3

Triples (Sophomore Year)

Name	Year	Triples
1. Tricia Popowski	1989	11
2. Tina Plew	1995	10
3. Ashton Payne	2007	5
4. Joyce McMillin	1999	5
5. Dana Fulmer	1993	5
6. Kim Sheridan	1994	4
7. Michelle Delloso	1989	4
8. Maddie Gallagher	2022	4
9. Mackenzie Boesel	2018	3
10. Samie Garcia	2011	3
11. Melessa Sandel	2002	3
12. Kim Pietro	1997	3
13. Sky Brown	1996	3
14. Beth Collett	1994	3
15. Shanni Cannon	1993	3
16. Marianne DiRupo	1987	3

Triples (Junior Year)

Name	Year	Triples
1. Dana Fulmer	1994	12
2. Tricia Popowski	1990	12
3. Tina Plew	1996	9
4. Alaynie Page	1996	7
5. Ashton Payne	2008	6
6. Lauren Lackey	2011	4
7. Shani Cannon	1994	4
8. Marianne DiRupo	1988	4
9. Jana Johns	2020	3
10. Kim Pietro	1998	3
11. Sky Brown	1997	3
12. Michelle Delloso	1990	3

Triples (Senior/Grad Year)

Name	Year	Triples
1. Tricia Popowski	1991	15
2. Tina Plew	1997	8
3. Samie Garcia	2013	7
4. Tiff Tootle	1993	7
5. Jana Zimmerman	1992	7
6. Christie Dammer	1994	6
7. Karen Sanchelli	1988	6
8. Kristen Struett	2015	5
9. Lauren Lackey	2012	5
10. Kim Pietro	1999	5

Home Runs (Freshman Year)

Name	Year	HRs
1. Alyssa Kumiyama	2018	10
2. Mackenzie Boesel	2017	10
3. Kaylea Snaer	2014	8
4. Alaynie Page	2013	7
5. Jana Johns	2018	6
6. Meghan Cornett	2002	6
7. Tina Plew	1984	6
8. Karly Heath	2019	5
9. Jill Semento	2008	5
10. Jacquelin Wetherbee	2006	5

Home Runs (Sophomore Year)

Name	Year	HRs
1. Jana Johns	2019	15
2. Alyssa Kumiyama	2019	10
3. Cayla Drotar	2018	10
4. Joyce McMillin	1999	9
5. Mackenzie Boesel	2018	8
6. McKenna Hughes	2005	8
7. Taylor Williams	2015	7
8. Kaylea Snaer	2015	7
9. Chelsea Hawkins	2012	7
10. Ashley Smith	2004	6
11. Samantha Jennings	2002	6
12. Amber Curtis	2002	6

Home Runs (Junior Year)

Name	Year	HRs
1. Alaynie Page	2015	15
2. Sarah Mooney	2014	12
3. Cayla Drotar	2019	10
4. Mackenzie Boesel	2019	8
5. Alyssa VanderVeer	2017	8
6. Chelsea Hawkins	2013	8
7. Joyce McMillin	2000	8
8. Samie Garcia	2012	7
9. McKenna Hughes	2006	7
10. Kim Pietro	1998	7
11. Riley Blampied	2023	7

Home Runs (Senior/Grad Year)

Name	Year	HRs
1. Katie Prebble	2022	14
2. Alyssa VanDerveer	2018	14
3. Evan Childs	2012	11
4. McKenna Hughes	2007	11
5. Debralee Troesh	2003	10
6. Jordan Fabian	2023	10
7. Jordan Fabian	2022	9
8. Alaynie Page	2016	9
9. Samantha Jennings	2004	9
10. Kennedy Clark	2019	8
11. Kaylea Snaer	2017	8
12. Ashlyn Masters	2014	8
13. Danielle Quinones	2003	8
14. Tricia Popowski	1991	8

RBIs (Freshman Year)

Name	Year	RBI
1. Dana Fulmer	1992	61
2. Mackenzie Boesel	2017	41
3. Tricia Popowski	1988	40
4. Jana Johns	2018	39
5. Tina Plew	1994	39
6. Alyssa Kumiyama	2018	38
7. Meghan Cornett	2002	38
8. Kennedy Clark	2016	36
9. Alaynie Page	2013	36
10. Kaylea Snaer	2014	35

RBIs (Sophomore Year)

Name	Year	RBI
1. Dana Fulmer	1993	56
2. Mackenzie Boesel	2018	47
3. Kristen Struett	2013	43
4. Carrie Lyons	1995	41
5. Victoria Williams	2015	38
6. Kim Pietro	1997	38
7. Kaylea Snaer	2015	36
8. McKenna Hughes	2005	36
9. Tina Plew	1995	36
10. Amber Curtis	2002	34

RBIs (Junior Year)

Name	Year	RBI
1. Dana Fulmer	1994	53
2. Cayla Drotar	2019	49
3. Alaynie Page	2015	45
4. Cassidy Krupit	2021	45
5. Tina Plew	1996	43
6. Riley Blampied	2023	42
7. Kaylea Snaer	2016	41
8. Krystan White	2017	38
9. Mackenzie Boesel	2019	37
10. Andrea Beall	1991	36
11. Tricia Popowski	1990	36
12. Hannah Kumiyama	2022	36

SINGLE-SEASON BATTING RECORDS

RBI (Senior/Grad Year)

Name	Year	RBI
1. Tina Plew	1997	54
2. Katie Prebble	2022	42
Alaynie Page	2016	41
Shannon Gregg	1988	41
5. Alyssa VanDerveer	2018	40
Evan Childs	2012	40
Kim Pietro	1999	40
Karen Sanchelli	1988	40
9. Michelle Dellosa	1991	39
Tricia Popowski	1991	39

Walks (Freshman Year)

Name	Year	BB
1. Kaylea Snaer	2014	31
2. Kennedy Clark	2016	26
Alaynie Page	2013	26
4. Tricia Popowski	1988	24
5. Mackenzie Boesel	2017	23
6. Victoria Williams	2014	22
Christie Hamilton	2006	22
Joyce McMillin	1998	22
Maddie Gallagher	2021	19
10. Kathleen Berdis	1987	17

Walks (Sophomore Year)

Name	Year	BB
1. Tricia Popowski	1989	32
2. Kaylea Snaer	2015	31
3. Jana Johns	2019	30
4. Amber Curtis	2002	28
5. Adrianna Baggetta	2000	27
6. Mackenzie Boesel	2018	25
Toinette Reed	1992	25
8. Cayla Drotar	2018	23
Maddie Gallagher	2022	23
10. Joyce McMillin	1999	22
Dawn Lantiere	1991	22

Walks (Junior Year)

Name	Year	BB
1. Jen Cummings	2023	38
2. Alaynie Page	2015	35
3. Mackenzie Boesel	2019	33
4. Joyce McMillin	2000	32
Toinette Reed	1993	30
6. Dawn Lantiere	1992	28
7. Jordan Bizzell	2015	26
Zoe Laneaux	2023	26
9. Hannah Kumiyama	2022	26
10. Carrie Lyons	1996	23
Lisa DaCruz	1986	23

Walks (Senior/Grad Year)

Name	Year	BB
1. Jordan Fabian	2022	42
2. Dana Fulmer	1995	40
3. Mackenzie Boesel	2021	35
4. Tricia Popowski	1991	38
5. Kaylea Snaer	2017	33
6. Kim Pietro	1999	31
7. Jordan Fabian	2023	30
8. Alaynie Page	2016	28
Joyce McMillin	2001	28
Sonya Smith	1985	28

Hit By Pitch (Freshman Year)

Name	Year	HBP
1. Jana Johns	2018	28
2. Kenzi Maguire	2016	15
3. Kennedy Clark	2016	12
4. Mackenzie Boesel	2017	9
5. Alaynie Page	2013	7
Kristen Stubblefield	2009	7
Jill Semento	2008	7
8. Alexis Mack	2016	6
9. Lindsay Walker	2007	5
Jacquelin Wetherbee	2006	5
Debralee Troesh	2000	5
Gulia Desiderio	2022	5

Hit By Pitch (Sophomore Year)

Name	Year	HBP
1. Jana Johns	2019	21
2. Kenzi Maguire	2018	19
3. Cayla Drotar	2018	8
4. Maddie Gallagher	2022	7
Dana Hathorn	2012	7
Jacqueline Wetherbee	2007	7
Emma Sellers	2023	7
8. Samie Garcia	2011	6
Giulia Desiderio	2023	6
10. Kennedy Clark	2017	5
Taylor Williams	2015	5
Victoria Williams	2015	5
Olivia Lawrence	2013	5
Katilin Westfall	2010	5
Kristin Hall	2003	5
Toinette Reed	1992	5

Hit By Pitch (Junior Year)

Name	Year	BB
1. Dana Hathorn	2013	25
2. Jen Cummings	2023	19
3. Kenzi Maguire	2019	12
Jordan Fabian	2021	12
Kenney Clark	2018	12
Victoria Williams	2016	12
Jordan Bizzell	2015	12
8. Jana Johns	2020	11
9. Taylor Williams	2016	8
Alaynie Page	2015	8

Hit By Pitch (Senior/Grad Year)

Name	Year	BB
1. Kenzi Maguire	2021	24
2. Jordan Bizzell	2016	14
3. Dana Hathorn	2014	12
Jordan Fabian	2023	12
5. Jordan Fabian	2022	10
Kennedy Clark	2019	10
7. Kenzi Maguire	2020	9
8. Victoria Williams	2017	8
Kristen Struett	2015	8
Kristin Hall	2005	8

Stolen Bases (Freshman Year)

Name	Year	SB
1. Ashton Payne	2015	15
Alaynie Page	2013	15
3. Alexis Mack	2016	14
4. Tricia Popowski	1989	13
5. Dana Hathorn	2011	12
Tina Plew	1984	12
7. Toinette Reed	1981	11
Kyye Ricks	2023	11
9. Sue Sproule	1987	10
Aaliyah White	2021	10

Stolen Bases (Sophomore Year)

Name	Year	SB
1. Chanda Lee	1995	23
Toinette Reed	1992	23
3. Tiff Tootle	1991	22
4. Hannah Milks	2011	16
5. Samie Garcia	2011	15
6. Tina Plew	1995	14
7. Ashton Payne	2007	13
8. Kenzi Maguire	2019	11
Brooke Blankenship	2023	11
10. Aaliyah White	2022	10

Stolen Bases (Junior Year)

Name	Year	SB
1. Tiff Tootle	1992	51
2. Toinette Reed	1993	17
Riley Blampied	2023	17
4. Lauren Lackey	2011	15
5. Aaliyah White	2023	14
6. Tiara Duffy	2017	13
Alaynie Page	2015	13
8. Chanda Lee	1996	12
Marianne DiRuppo	1988	12
10. Samie Garcia	2012	11

Stolen Bases (Senior/Grad Year)

Name	Year	SB
1. Tiff Tootle	1993	37
2. Chanda Lee	1997	32
3. Dana Fulmer	1995	26
4. Jordan Fabian	2023	23
5. Tina Plew	1997	19
Christie Dammer	1994	19
7. Samie Garcia	2013	18
8. Jordan Fabian	2022	17
Alaynie Page	2016	17
Tricia Popowski	1991	17

CAREER PITCHING RECORDS

Innings Pitched

Name	Years	IP
1. Megan Matthews*	1999-02	1110.1
2. Angie Lear	1988-91	890.0
3. Darlene Gareis	1992-95	876.1
4. Nickie Blue	2014-17	742.0
5. Trinity Johnson	1995-97	682.0
6. Darlene Lowery	1983-87	667.0
7. Stacey Johnson	2001-04	665.1
8. Julie Sarratt	2011-15	591.1
9. Gretchen Koenig	1985-88	583.2
10. Audrey Broyles	2009-13	504.0
11. Sky Brown	1995-98	478.2
12. Cayla Drotar	2017-21	460.2
12. Melanie Henkes	2003-06	428.2
13. Kate Pouliot	2005-08	428.0
14. Jana Zimmerman	1990-92	426.0
15. Melissa Hendon	2007-08	417.0

Earned Run Average (Min. 250 IP)

Name	Years	ERA
1. Darlene Lowery*	1983-87	0.38
2. Trinity Johnson	1995-97	0.65
3. Gretchen Koenig	1985-88	0.95
4. Angie Lear	1988-91	1.02
5. Sky Brown	1995-98	1.20
6. Darlene Gareis	1992-95	1.27
7. Megan Matthews	1999-02	1.30
8. Nikki Beers	1996-99	1.34
9. Stacey Johnson	2001-04	1.43
10. Jana Zimmerman	1990-92	1.46
11. Kim Sheridan	1993-96	1.48
12. Melissa Hendon	2007-08	1.85
13. Aleca Johnson	2002-05	2.09
14. Joyce McMillin	1998-00	2.36
15. Melanie Henkes	2003-06	2.45

Wins

Name	Years	W
1. Darlene Gareis	1992-95	102
2. Megan Matthews	1999-02	101
3. Angie Lear	1988-91	99
4. Trinity Johnson	1995-97	71
5. Darlene Lowery	1983-87	70
6. Nickie Blue	2014-17	67
7. Stacey Johnson	2001-04	63
8. Gretchen Koenig	1985-88	58
9. Julie Sarratt	2011-15	55
10. Sky Brown	1995-98	54
11. Jana Zimmerman	1990-92	51
12. Cayla Drotar	2017-21	44
13. Melanie Henkes	2003-06	43
14. Audrey Broyles	2009-13	36
15. Jessica Elliott	2016-17	34

Winning Percentage (Min. 40 Decisions)

Name	Years	W-L	Pct.
1. Sky Brown	1995-98	54-12	.818
2. Jana Zimmerman	1990-92	51-12	.810
3. Trinity Johnson	1995-97	81-21	.794
4. Darlene Lowery	1983-87	70-19	.787
5. Angie Lear	1988-91	99-29	.773
6. Nikki Beers	1996-99	32-11	.744
7. Darlene Gareis	1992-95	102-42	.708
8. Kim Sheridan	1993-96	33-14	.702
9. Gretchen Koenig	1985-88	58-27	.682
10. Melanie Henkes	2003-06	42-21	.672
11. Megan Matthews	1999-02	101-52	.660
12. Jessica Elliott	2016-17	34-19	.642
13. Stacey Johnson	2001-04	63-39	.618
14. Nickie Blue	2014-17	67-44	.604
15. Kelsey Oh	2018-22	31-21	.596

* - 18th in NCAA Division I history

- 10th in NCAA Division I history

Appearances

Name	Years	App.
1. Megan Matthews /	1999-02	194
2. Nickie Blue	2014-17	176
3. Darlene Gareis	1992-95	155
4. Julie Sarratt	2011-15	142
Angie Lear	1988-91	142
6. Stacey Johnson	2001-04	130
7. Trinity Johnson	1995-97	122
8. Cayla Drotar	2017-21	114
9. Audrey Broyles	2009-13	110
10. Kelsey Oh	2018-22	106
11. Kate Pouliot	2005-08	102
Gretchen Koenig	1985-88	102
13. Darlene Lowery	1983-87	101
14. Sky Brown	1995-98	99
15. Aleca Johnson	2002-05	98

Games Started

Name	Years	GS
1. Megan Matthews	1999-02	150
2. Darlene Gareis	1992-95	131
3. Angie Lear	1988-91	123
4. Stacey Johnson	2001-04	106
5. Nickie Blue	2014-17	99
Julie Sarratt	2011-15	99
7. Audrey Broyles	2009-13	96
Trinity Johnson	1995-97	96
9. Gretchen Koenig	1985-88	86
10. Darlene Lowery	1983-87	83
11. Cayla Drotar	2017-21	75
12. Melanie Henkes	2003-06	72
13. Jana Zimmerman	1990-92	71
14. Kate Pouliot	2005-08	63
Sky Brown	1995-98	63

Complete Games

Name	Years	CG
1. Megan Matthews	1999-2002	122
2. Angie Lear	1988-91	104
3. Darlene Gareis	1992-95	98
4. Trinity Johnson	1995-97	77
5. Darlene Lowery	1983-87	74
6. Stacey Johnson	2001-04	59
Gretchen Koenig	1985-88	59
8. Jana Zimmerman	1990-92	52
9. Melissa Hendon	2007-08	49
10. Nickie Blue	2014-17	48
11. Julie Sarratt	2011-15	43
12. Kim Sheridan	1993-96	40
13. Sky Brown	1995-98	37
14. Kate Pouliot	2005-08	34
15. Audrey Broyles	2009-13	33
Melanie Henkes	2003-06	33

Shutouts

Name	Years	SHO
1. Angie Lear	1988-91	52
2. Darlene Lowery	1983-87	46
3. Trinity Johnson	1995-97	44
4. Megan Matthews	1999-2002	43
5. Gretchen Koenig	1985-88	36
6. Darlene Gareis	1992-95	33
7. Jana Zimmerman	1990-92	22
8. Stacey Johnson	2001-04	19
9. Nickie Blue	2014-17	16
10. Melissa Hendon	2007-08	14
11. Sky Brown	1995-98	13
12. Kate Pouliot	2005-08	12
Charlene Manley	1989	12
14. Julie Sarratt	2011-15	11
Melanie Henkes	2003-06	11
Nikki Beers	1996-99	11

/ - Tied for 10th in NCAA Division I history

Strikeouts

Name	Years	SO
1. Megan Matthews	1999-2002	1,090
2. Trinity Johnson	1995-97	1,032
3. Darlene Lowery	1983-87	874
4. Nickie Blue	2014-17	514
5. Stacey Johnson	2001-04	485
6. Gretchen Koenig	1985-88	469
7. Melissa Hendon	2007-08	422
8. Darlene Gareis	1992-95	410
9. Julie Sarratt	2011-15	400
10. Kate Pouliot	2005-08	360
11. Angie Lear	1988-91	332
12. Audrey Broyles	2009-13	329
13. Kelsey Oh	2018-22	314
14. Melanie Henkes	2003-06	303
15. Aleca Johnson	2002-05	289

Strikeouts Per 7 Innings Pitched (Min. 250 IP)

Name	Years	SO	IP	SO/7
1. Trinity Johnson	1995-97	1032	682.0	10.59
2. Darlene Lowery	1983-87	874	667.0	9.17
3. Melissa Hendon	2007-08	422	417.0	7.08
4. Megan Matthews	1999-02	1090	1110.1	6.87
5. Aleca Johnson	2002-05	289	322.0	6.28
6. Kelsey Oh	2018-22		353.2	6.21
7. Kate Pouliot	2005-08	360	428.0	5.89
8. Gretchen Koenig	1985-88	469	583.2	5.62
9. Nikki Beers	1996-99	241	330.0	5.11
10. Stacey Johnson	2001-04	485	665.1	5.10
11. Jessica Elliott	2016-17	224	312.0	5.03
12. Melanie Henkes	2003-06	303	428.2	4.95
13. Nickie Blue	2014-17	514	742.0	4.85
14. Julie Sarratt	2011-15	400	591.1	4.74
15. Joyce McMillin	1998-2000	206	305.1	4.72

Strikeout to Walk Ratio (Min. 250 IP)

Name	Years	SO	BB	SO/BB
1. Trinity Johnson	1995-97	1032	114	9.05
2. Darlene Lowery	1983-87	874	144	6.07
3. Megan Matthews	1999-02	1090	200	5.45
4. Melissa Hendon	2007-08	422	92	4.59
5. Aleca Johnson	2002-05	289	79	3.66
6. Nikki Beers	1996-99	241	69	3.49
7. Kate Pouliot	2005-08	360	107	3.34
8. Gretchen Koenig	1985-88	469	143	3.28
9. Angie Lear	1988-91	332	103	3.22
10. Darlene Gareis	1992-95	410	144	2.85
11. Joyce McMillin	1998-00	206	77	2.68
12. Melanie Henkes	2003-06	303	117	2.59
13. Stacey Johnson	2001-04	485	191	2.54
14. Sky Brown	1995-98	215	89	2.42
15. Audrey Broyles	2009-13	329	145	2.27



To go with her SC records in the column above, Trinity Johnson's four perfect games stand tied for eighth in NCAA Division I history.

CAREER PITCHING RECORDS

Fewest Hits Per 7 Innings Pitched (Min. 250 IP)

Name	Years	H	IP	H/7
1. Darlene Lowery	1983-87	234	667.0	2.46
2. Trinity Johnson	1995-97	315	682.0	3.23
3. Gretchen Koenig	1985-88	306	583.2	3.67
4. Megan Matthews	1999-02	742	1110.1	4.68
5. Angie Lear	1988-91	624	890.0	4.91
6. Melissa Hendon	2007-08	303	417.0	5.09
7. Sky Brown	1995-98	353	478.2	5.16
8. Stacey Johnson	2001-04	504	665.1	5.30
9. Jana Zimmerman	1990-92	329	426.0	5.40
10. Aleca Johnson	2002-05	265	322.0	5.57
11. Nikki Beers	1996-99	270	330.0	5.73
12. Darlene Gareis	1992-95	722	876.1	5.77
13. Jessica Elliott	2016-17	266	312.0	5.97
14. Kim Sheridan	1993-96	308	358.1	6.02
15. Kelsey Oh	2018-22	314	353.2	6.08

Fewest Walks Per 7 Innings Pitched (Min. 250 IP)

Name	Years	BB	IP	BB/7
1. Angie Lear	1988-91	103	890.0	0.81
2. Darlene Gareis	1992-95	144	876.1	1.15
3. Trinity Johnson	1995-97	114	682.0	1.17
4. Megan Matthews	1999-02	200	1110.1	1.26
5. Sky Brown	1995-98	89	478.2	1.30
6. Kim Sheridan	1993-96	69	358.1	1.35
7. Nikki Beers	1996-99	69	330.0	1.46
8. Darlene Lowery	1983-87	144	667.0	1.51
9. Jana Zimmerman	1990-92	93	426.0	1.53
10. Melissa Hendon	2007-08	92	417.0	1.54
11. Gretchen Koenig	1985-88	143	583.2	1.72
12. Aleca Johnson	2002-05	79	322.0	1.72
13. Kate Pouliot	2005-08	107	428.0	1.75
14. Joyce McMillin	1998-2000	77	305.1	1.77
15. Melanie Henkes	2003-06	117	428.2	1.91

Walks/Hits Per Innings Pitched (Min. 250 IP)

Name	Years	IP	WHIP
1. Darlene Lowery	1983-87	667.0	0.51
2. Trinity Johnson	1995-97	682.0	0.63
3. Gretchen Koenig	1985-88	583.2	0.77
4. Angie Lear	1988-91	890.0	0.82
5. Megan Matthews	1999-02	1110.1	0.85
6. Sky Brown	1995-98	478.2	0.92
7. Melissa Hendon	2007-08	417.0	0.95
8. Darlene Gareis	1992-95	876.1	0.99
9. Jana Zimmerman	1990-92	426.0	0.99
10. Nikki Beers	1996-99	330.0	1.03
11. Aleca Johnson	2002-05	322.0	1.04
12. Stacey Johnson	2001-04	665.1	1.04
13. Kim Sheridan	1993-96	358.1	1.05
14. Joyce McMillin	1998-2000	305.1	1.18
15. Audrey Broyles	2009-13	504.0	1.23



Darlene Lowery, who is 10th in NCAA Division I history in career ERA, also leads South Carolina in career hits allowed per seven innings and WHIP.

Relief Appearances

Name	Years	RA
1. Nickie Blue	2014-17	77
2. Aleca Johnson	2002-05	71
3. Kierstyn White	2009-12	60
4. April Borchardt	2010-11	53
5. Kelsey Oh	2018-22	47
6. Megan Matthews	1999-02	44
Bailey Betenbaugh	2020-	44
8. Julie Sarratt	2011-15	43
9. Kate Pouliot	2005-08	39
Cayla Drotar	2017-21	39
11. Sky Brown	1995-98	36
12. Leah Powell	2021-23	35
13. Rachel Vaughan	2019-23	34
14. Jessica Elliott	2016-17	33
15. Nikki Beers	1996-99	28

Saves

Name	Years	SV
1. Nickie Blue*	2014-17	22
2. Aleca Johnson [§]	2002-05	18
3. Megan Matthews	1999-02	16
4. Julie Sarratt	2011-15	7
Melissa Hendon	2007-08	7
6. Trinity Johnson	1995-97	6
Dixie Raley	2018-19	6
Cayla Drotar	2017-21	6
Donnie Gobourne	2023	6
10. Kate Pouliot	2005-08	5
Melanie Henkes	2003-06	5
Sky Brown	1995-98	5
13. Katelynn Howser	2012-13	4
Darlene Lowery	1983-87	4
15. Jessica Elliott	2016-17	3
Audrey Broyles	2009-13	3
Kierstyn White	2009-12	3
Stacey Johnson	2001-04	3
Nikki Beers	1996-99	3
Kim Sheridan	1993-96	3
Kelsey Oh	2018-22	3
Karsen Ochs	2020-	3

! - Tied for 10th in NCAA Division I history

& - 5th in NCAA Division I history

§ - Tied for 16th in NCAA Division I history



Aleca Johnson made 71 career appearances in relief and is tied for 16th in NCAA Division I history in career saves.

Wild Pitches

Name	Years	WP
1. Nickie Blue	2014-17	40
2. Kelsey Oh	2018-22	36
3. Kate Pouliot	2005-08	34
Melanie Henkes	2003-06	34
5. Kierstyn White	2009-12	33
6. Jessica Elliott	2016-17	31
7. Gretchen Koenig	1985-88	29
8. Julie Sarratt	2011-15	27
Stacey Johnson	2001-04	27
Megan Matthews	1999-02	27
11. Darlene Lowery	1983-87	26
12. April Borchardt	2010-11	25
13. Cayla Drotar	2017-21	24
14. Krystle Robinson	2007-09	23
15. Katelynn Howser	2012-13	21

Hit Batters

Name	Years	HB
1. Julie Sarratt	2011-15	65
2. Megan Matthews	1999-02	58
3. Jessica Elliott	2016-17	41
4. Nickie Blue	2014-17	40
Cayla Drotar	2017-21	40
6. Audrey Broyles	2009-13	37
7. Stacey Johnson	2001-04	35
8. Joyce McMillin	1998-2000	29
9. Darlene Gareis	1992-95	28
10. Melissa Hendon	2007-08	22
Christie Hamilton	2006	22
12. Ashley Chastain	2009-11	21
13. Melanie Henkes	2003-06	20
Trinity Johnson	1995-97	20
15. Sky Brown	1995-98	19



Audrey Broyles finished her five years as a Gamecock ranking in the top 15 in South Carolina history in 11 pitching categories.

SINGLE-SEASON PITCHING RECORDS

Innings Pitched

Name	Year	IP
1. Megan Matthews	2000	311.0
2. Angie Lear	1990	292.2
3. Megan Matthews	1999	292.0
4. Darlene Gareis	1994	277.0
5. Megan Matthews	2001	269.2
6. Gretchen Koenig	1988	269.0
7. Melissa Hendon	2007	265.1
8. Angie Lear	1991	262.0
9. Trinity Johnson	1995	251.2
10. Trinity Johnson	1997	242.1
11. Megan Matthews	2002	237.2
12. Sky Brown	1998	232.0
13. Darlene Lowery	1983	219.0
14. Nickie Blue	2016	211.0
15. Darlene Lowery	1985	207.0

Earned Run Average (Min. 100 IP)

Name	Year	ERA
1. Darlene Lowery*	1983	0.10
2. Trinity Johnson	1997	0.35
3. Darlene Lowery	1987	0.40
4. Angie Lear	1988	0.41
5. Nikki Beers	1997	0.56
6. Darlene Lowery	1985	0.57
7. Trinity Johnson	1995	0.70
8. Gretchen Koenig	1988	0.81
9. Gretchen Koenig	1987	0.82
10. Angie Lear	1990	0.84
11. Charlene Manley	1989	0.88
12. Darlene Gareis	1992	0.93
13. Trinity Johnson	1996	0.93
14. Sky Brown	1997	0.96
15. Jana Zimmerman	1990	1.02

Wins

Name	Year	W
1. Trinity Johnson	1997	34
2. Darlene Gareis	1994	32
3. Angie Lear	1991	31
4. Gretchen Koenig	1988	30
5. Megan Matthews	1999	29
6. Angie Lear	1990	28
7. Trinity Johnson	1995	27
8. Megan Matthews	2000	26
9. Darlene Gareis	1992	25
Angie Lear	1989	25
11. Sky Brown	1998	24
Darlene Gareis	1995	24
Darlene Lowery	1985	24
14. Megan Matthews	2002	23
Megan Matthews	2001	23
Darlene Lowery	1983	23

Winning Percentage (Min. 13 Decisions)

Name	Year	W-L	Pct.
1. Sky Brown	1997	14-0	1.000
2. Nikki Beers	1997	15-1	.938
Sky Brown	1996	15-1	.938
Jana Zimmerman	1990	15-1	.938
5. Trinity Johnson	1997	34-4	.895
6. Angie Lear	1988	15-2	.882
7. Darlene Lowery	1983	23-4	.852
8. Angie Lear	1989	25-6	.806
9. Darlene Lowery	1985	24-6	.800
10. Angie Lear	1991	31-8	.795
11. Jana Zimmerman	1991	18-5	.783
12. Darlene Gareis	1992	25-7	.781
13. Charlene Manley	1989	21-6	.778
14. Trinity Johnson	1995	27-8	.771
15. Kim Sheridan	1994	20-6	.769

> - Tied for 3rd in NCAA Division I history

Appearances

Name	Year	App.
1. Megan Matthews	1999	57
2. Nickie Blue	2016	51
Megan Matthews	2000	51
4. Jessica Elliott	2016	47
Nickie Blue	2014	47
6. Trinity Johnson	1995	46
Darlene Gareis	1994	46
8. Melissa Hendon	2007	45
Megan Matthews	2001	45
Sky Brown	1998	45
11. Angie Lear	1990	44
Gretchen Koenig	1988	44
13. Trinity Johnson	1997	43
14. Julie Sarratt	2014	41
Megan Matthews	2002	41
Angie Lear	1991	41

Games Started

Name	Year	GS
1. Megan Matthews	2000	41
2. Darlene Gareis	1994	40
3. Melissa Hendon	2007	38
Megan Matthews	2002	38
Angie Lear	1990	38
6. Megan Matthews	2001	37
Angie Lear	1991	37
8. Jessica Elliott	2016	36
Trinity Johnson	1995	36
Gretchen Koenig	1988	36
11. Darlene Gareis	1995	35
12. Megan Matthews	1999	34
13. Julie Sarratt	2015	33
Trinity Johnson	1997	33
15. Julie Sarratt	2014	32
Charlene Manley	1989	32

Complete Games

Name	Year	CG
1. Megan Matthews	2000	37
2. Angie Lear	1990	36
3. Megan Matthews	2001	32
Trinity Johnson	1997	32
Darlene Gareis	1994	32
Gretchen Koenig	1988	32
7. Melissa Hendon	2007	31
Angie Lear	1991	31
9. Megan Matthews	1999	30
10. Darlene Lowery	1983	26
11. Trinity Johnson	1995	25
Darlene Gareis	1993	25
Darlene Gareis	1992	25
14. Charlene Manley	1989	24
15. Four tied at		23

Shutouts

Name	Year	SHO
1. Trinity Johnson*	1997	24
2. Gretchen Koenig	1988	18
Darlene Lowery	1983	18
4. Megan Matthews	2001	17
Angie Lear	1991	17
6. Angie Lear	1990	16
7. Darlene Gareis	1992	12
Charlene Manley	1992	12
9. Megan Matthews	2002	11
Trinity Johnson	1995	11
Darlene Lowery	1987	11
12. Jana Zimmerman	1991	10
Angie Lear	1988	10
Gretchen Koenig	1987	10
15. Five tied at		9

& - Tied for 15th in NCAA Division I history

Strikeouts

Name	Year	SO
1. Trinity Johnson	1997	399
2. Trinity Johnson	1995	367
3. Megan Matthews	2001	317
4. Megan Matthews	1999	313
5. Darlene Lowery	1985	295
6. Melissa Hendon	2007	277
7. Trinity Johnson	1996	266
8. Darlene Lowery	1987	264
9. Darlene Lowery	1983	262
10. Megan Matthews	2000	237
11. Megan Matthews	2002	223
Gretchen Koenig	1988	223
13. Donnie Gobourne	2023	202
14. Christie Hamilton	2006	186
15. Nickie Blue	2015	165

Strikeouts Per 7 Innings Pitched (Min. 100 IP)

Name	Year	SO	IP	SO/7
1. Trinity Johnson	1997	399	242.1	11.53
2. Donnie Gobourne	2023	202	134.2	10.54
3. Trinity Johnson	1995	367	251.2	10.21
4. Darlene Lowery	1985	295	207.0	9.98
5. Trinity Johnson	1996	266	188.0	9.90
6. Darlene Lowery	1987	264	194.2	9.49
7. Darlene Lowery	1983	262	219.0	8.37
8. Megan Matthews	2001	317	269.2	8.23
9. Megan Matthews	1999	313	292.0	7.50
10. Christie Hamilton	2006	186	173.2	7.50
11. Melissa Hendon	2007	277	265.1	7.31
12. Kate Pouliot	2007	150	156.1	6.72
13. Melissa Hendon	2008	145	151.2	6.69
14. Megan Matthews	2002	223	237.2	6.57
15. Nikki Beers	1997	102	112.1	6.36

Strikeout to Walk Ratio (Min. 100 IP)

Name	Year	SO	BB	SO/BB
1. Trinity Johnson	1997	399	23	17.35
2. Darlene Lowery	1983	262	25	10.48
3. Megan Matthews	2001	317	37	8.57
4. Trinity Johnson	1996	266	35	7.60
5. Darlene Lowery	1985	295	40	7.38
6. Trinity Johnson	1995	376	56	6.55
7. Megan Matthews	2002	223	38	5.87
8. Melissa Hendon	2007	277	49	5.65
9. Kate Pouliot	2007	150	27	5.56
10. Megan Matthews	1999	313	63	4.97
11. Darlene Lowery	1987	264	57	4.63
12. Angie Lear	1990	123	30	4.10
13. Nikki Beers	1997	102	25	4.08
14. Darlene Gareis	1995	134	33	4.06
15. Gretchen Koenig	1988	223	56	3.98



Megan Matthews set three single-season pitching marks in 2000: innings, games started and complete games.

SINGLE-SEASON PITCHING RECORDS

Fewest Hits Per 7 Innings Pitched (Min. 100 IP)

Name	Year	H	IP	H/7
1. Darlene Lowery	1987	52	194.2	1.87
2. Trinity Johnson	1997	82	242.1	2.37
3. Darlene Lowery	1985	72	207.0	2.43
4. Darlene Lowery	1983	91	219.0	2.91
5. Gretchen Koenig	1988	114	269.0	2.97
6. Trinity Johnson	1995	129	251.2	3.59
7. Trinity Johnson	1996	104	188.0	3.87
8. Terri Huggins	1986	111	198.0	3.92
9. Gretchen Koenig	1987	83	144.1	4.03
10. Sky Brown	1997	63	109.1	4.03
11. Megan Matthews	1999	170	292.0	4.08
12. Donnie Gobourne	2023	79	134.2	4.10
13. Nikki Beers	1997	66	112.1	4.11
14. Megan Matthews	2001	159	269.2	4.13
15. Charlene Manley	1989	122	206.0	4.15

Fewest Walks Per 7 Innings Pitched (Min. 100 IP)

Name	Year	BB	IP	BB/7
1. Angie Lear	1991	21	262.0	0.56
2. Trinity Johnson	1997	23	242.1	0.66
3. Angie Lear	1990	30	292.2	0.72
4. Darlene Lowery	1983	25	219.0	0.80
5. Angie Lear	1989	24	199.2	0.84
6. Darlene Gareis	1992	26	203.1	0.90
7. Sky Brown	1998	30	232.0	0.91
8. Megan Matthews	2001	37	269.2	0.96
9. Sky Brown	1997	16	109.1	1.02
10. Megan Matthews	2002	38	237.2	1.12
11. Darlene Gareis	1994	47	277.0	1.19
12. Darlene Gareis	1995	33	192.2	1.20
13. Gretchen Koenig	1985	20	116.0	1.21
14. Kate Pouliot	2007	27	156.1	1.21
15. Charlene Manley	1989	36	206.0	1.22

Walks/Hits Per Innings Pitched (Min. 100 IP)

Name	Year	IP	WHIP
1. Trinity Johnson	1997	242.1	0.43
2. Darlene Lowery	1983	291.0	0.53
3. Darlene Lowery	1985	207.0	0.54
4. Darlene Lowery	1987	194.2	0.56
5. Gretchen Koenig	1988	269.0	0.63
6. Sky Brown	1997	109.1	0.72
7. Megan Matthews	2001	269.2	0.73
8. Trinity Johnson	1995	251.2	0.74
9. Trinity Johnson	1996	188.0	0.74
10. Charlene Manley	1989	206.0	0.77
11. Angie Lear	1990	292.2	0.80
12. Megan Matthews	1999	292.0	0.80
13. Nikki Beers	1997	112.1	0.81
14. Gretchen Koenig	1985	116.0	0.81
15. Angie Lear	1988	135.2	0.81

Relief Appearances

Name	Years	RA
1. April Borchardt	2011	32
2. Karsen Ochs	2023	28
Nickie Blue	2016	26
4. Donnie Gobourne	2023	25
Aleca Johnson	2002	25
6. Nickie Blue	2014	23
Kierstyn White	2009	23
Megan Matthews	1999	23
9. Jessica Elliott	2017	22
10. April Borchardt	2010	21
Aleca Johnson	2003	21
12. Cayla Drotar	2019	19
13. Katelynn Howser	2012	18
14. Bailey Betenbaugh	2023	17
Katie Marks	2013	17

Saves

Name	Year	SV
1. Megan Matthews	1999	9
2. Nickie Blue	2014	7
3. Donnie Gobourne	2023	6
Nickie Blue	2016	6
Aleca Johnson	2002	6
Cayla Drotar	2019	6
7. Nickie Blue	2017	5
Aleca Johnson	2005	5
9. Nickie Blue	2015	4
Julie Sarratt	2014	4
Melissa Hendon	2008	4
Aleca Johnson	2003	4
Megan Matthews	2001	4
Trinity Johnson	1997	4
Darlene Lowery	1987	4
Dixie Raley	2019	4

Wild Pitches

Name	Year	WP
1. Nickie Blue	2014	19
Katelynn Howser	2012	19
Jessica Elliott	2017	18
4. Donnie Gobourne	2023	16
April Borchardt	2010	16
Krystle Robinson	2008	16
7. Leah Powell	2022	15
8. Melissa Hendon	2008	14
Gretchen Koenig	1988	14
Darlene Lowery	1987	14
11. Jessica Elliott	2016	13
Melanie Henkes	2003	13
Stacey Johnson	2002	13
14. Kate Pouliot	2005	12
Megan Matthews	2000	12
Dixie Raley	2019	12

Hit Batters

Name	Year	HB
1. Jessica Elliott	2016	27
2. Julie Sarratt	2014	24
3. Christie Hamilton	2006	22
4. Megan Matthews	2000	19
5. Julie Sarratt	2015	18
6. Megan Matthews	2002	17
7. Ashley Chastain	2010	16
8. Donnie Gobourne	2023	15
Nickie Blue	2015	15
10. Jessica Elliott	2017	14
11. Megan Matthews	2001	13
Joyce McMillin	2000	13
Dixie Raley	2018	13
14. Julie Sarratt	2013	12
Audrey Broyles	2012	12
Stacey Johnson	2003	12
Cayla Drotar	2019	12



Sky Brown owns the best single-season winning percentage in South Carolina history, winning all 14 decisions in 1997.



April Borchardt made a single-season record 32 relief appearances in 2011 for the Gamecocks.



Kierstyn White ranks with six other Gamecock pitchers tied for 13th with three saves in one season.

PITCHING HISTORY

South Carolina No-Hitters (Incomplete prior to 1983)

No.	Date	Pitcher	Opponent	Score
1.	3/6/78*	Holly Booth	Southern Wesleyan	9-0
2.	3/9/79	Holly Booth	Onodaga (N.Y.) CC	6-1
3.	3/13/81	Holly Booth	Fairleigh Dickinson	7-0
4.	3/4/83	Darlene Lowery	Villanova	4-0
5.	3/21/85	Darlene Lowery	Massachusetts	1-0
6.	3/25/85	Darlene Lowery	Ohio	5-0
7.	4/26/85	Darlene Lowery	Furman	4-0
8.	3/6/86	Darlene Lowery	Boston College	6-0
9.	3/21/86	G. Koenig/T. Huggins	Princeton	8-0
10.	3/11/87	Darlene Lowery	Maine	2-0
11.	3/13/87	Darlene Lowery	Temple	5-0
12.	4/11/87	Gretchen Koenig	George Mason	4-0
13.	4/18/87	Darlene Lowery	Florida State	1-0
14.	4/26/87*	Darlene Lowery	East Carolina	8-0
15.	3/13/88	Gretchen Koenig	Florida State	5-1
16.	3/30/88	Gretchen Koenig	Charleston Southern	15-0
17.	4/25/88	Gretchen Koenig	Charlotte	18-0
18.	4/6/89*	Charlene Manley	Coastal Carolina	3-0
19.	4/11/89	Charlene Manley	Coastal Carolina	2-0
20.	3/9/90	Angie Lear	Nicholls State	1-0
21.	3/28/90	Charity Ballard	Coastal Carolina	8-0
22.	2/13/93	Darlene Gareis	Charleston Southern	10-0
23.	4/23/94*	Darlene Gareis	Charlotte	12-0
24.	2/22/95*	Trinity Johnson	George Southern	4-0
25.	3/27/95*	Darlene Gareis	Toledo	4-0
26.	3/13/96	Trinity Johnson	Furman	7-0
27.	4/19/96	Trinity Johnson	Centenary	4-0
28.	2/16/97*	Trinity Johnson	North Carolina	1-0
29.	3/12/97	Sky Brown	Furman	8-0
30.	3/15/97	Trinity Johnson	Florida	5-0
31.	3/27/97*	Trinity Johnson	Winthrop	4-0
32.	3/27/97	Nikki Beers	Winthrop	8-0 (6)
33.	3/29/97	Trinity Johnson	Kentucky	10-0 (5)
34.	4/17/97*	Trinity Johnson	East Carolina	8-0 (5)
35.	4/19/97	Trinity Johnson	Georgia	2-0
36.	5/10/97	T. Johnson/N. Beers	Auburn#	9-0 (5)
37.	3/14/99	Joyce McMillin	Iona	8-0 (5)
38.	2/19/00	Megan Matthews	Georgia State	6-0
39.	2/19/00	Joyce McMillin	Georgia State	8-0 (5)
40.	3/11/00	Megan Matthews	USF	9-1 (5)
41.	2/6/01	Megan Matthews	Georgia Southern	12-0 (5)
42.	4/25/01	Megan Matthews	Coastal Carolina	8-0 (5)
43.	3/27/02	Megan Matthews	E. Ten. State	9-0 (5)
44.	4/21/02	Megan Matthews	Florida	1-0
45.	5/1/02	S. Johnson/A. Johnson	Coastal Carolina	4-1
46.	2/7/04	Aleca Johnson	Charlotte	8-0 (5)
47.	4/21/04	Stacey Johnson	Furman	6-0
48.	3/4/07*	Melissa Hendon	Pittsburgh	1-0
49.	3/2/08	Kate Pouliot	Bucknell	8-0 (5)
50.	2/12/11	Julie Sarratt	Coastal Carolina	5-0
51.	3/1/16	N. Blue/J. Elliott	Western Carolina	1-0
52.	2/28/17	Jessica Elliott	Winthrop	8-0 (5)
53.	4/29/23	Donnie Gobourne	Auburn	8-0 (5)

*-denotes perfect game

#-SEC Tournament

Gamecock No-Hitter Club



Charity Ballard



Nikki Beers



Sky Brown



Darlene Gareis



Melissa Hendon



Aleca Johnson




Stacey Johnson



Trinity Johnson




Gretchen Koenig



Angie Lear



Darlene Lowery



Charlene Manley



Megan Matthews



Joyce McMillin



Kate Pouliot



Julie Sarratt

10 Strikeout Games (Incomplete prior to 1983)

No.	Date	Pitcher	Opponent	K's	Score
1.	3/6/78	Holly Booth	Southern Wesleyan	12	19-0
2.	3/2/85	Darlene Lowery	Toledo	11	2-0 (6)
3.	3/2/85	Darlene Lowery	Louisiana-Monroe	10	3-0 (5)
4.	3/2/85	Darlene Lowery	Northwestern	15	3-0
5.	3/3/85	Darlene Lowery	Baylor	10	1-1
6.	3/11/85	Darlene Lowery	Rhode Island	12	5-2
7.	3/20/85	Darlene Lowery	Eastern Michigan	10	2-0
8.	3/21/85	Darlene Lowery	Massachusetts	10	1-0
9.	3/23/85	Darlene Lowery	Indiana	22	1-2 (10)
10.	3/25/85	Darlene Lowery	Ohio	11	5-0
11.	3/31/85	Darlene Lowery	North Carolina	15	3-0
12.	4/5/85	Darlene Lowery	Western Illinois	15	4-1
13.	4/21/85	Darlene Lowery	North Carolina	10	2-0
14.	4/26/85	Darlene Lowery	Furman	14	4-0
15.	3/6/86	Darlene Lowery	Boston College	11	6-0
16.	3/6/86	Gretchen Koenig	Boston College	12	8-0
17.	3/10/86	Darlene Lowery	Indiana State	12	2-1
18.	3/11/86	Darlene Lowery	Northern Illinois	11	3-0
19.	4/25/86	Terri Huggins	Virginia	12	2-0
20.	4/25/86	Terri Huggins	Georgia State	11	6-0
21.	3/6/87	Darlene Lowery	Sam Houston State	15	7-6 (12)
22.	3/10/87	Darlene Lowery	Detroit	10	7-0 (5)

23.	3/11/87	Darlene Lowery	Maine	18	2-0
24.	3/13/87	Darlene Lowery	Rutgers	12	12-1 (5)
25.	3/13/87	Darlene Lowery	Temple	11	5-0
26.	3/14/87	Darlene Lowery	Florida State	10	4-0
27.	3/17/87	Gretchen Koenig	Connecticut	10	8-0
28.	3/20/87	Darlene Lowery	Princeton	10	6-0
29.	3/21/87	Gretchen Koenig	Colgate	10	11-0
30.	3/27/87	Darlene Lowery	Cal State Fullerton	11	0-1 (10)
31.	4/11/87	Darlene Lowery	Florida State	12	0-1 (9)
32.	4/12/87	Darlene Lowery	USF	14	1-0 (10)
33.	4/12/87	Darlene Lowery	Furman	10	1-0
34.	4/25/87	Darlene Lowery	Furman	12	3-0
35.	4/26/87	Darlene Lowery	East Carolina	14	8-0
36.	2/22/88	Gretchen Koenig	North Carolina	10	0-1
37.	2/29/88	Gretchen Koenig	Georgia Southern	11	22-0 (5)
38.	3/11/88	Gretchen Koenig	Oklahoma City	10	5-0
39.	3/12/88	Gretchen Koenig	Western Michigan	10	5-0
40.	4/5/88	Gretchen Koenig	Winthrop	10	11-1 (6)
41.	4/25/88	Gretchen Koenig	Charlotte	17	18-0
42.	3/2/90	Angie Lear	Georgia Southern	10	6-0
43.	4/13/90	Angie Lear	Winthrop	12	3-0
44.	4/11/92	Darlene Gareis	Coastal Carolina	10	2-1
45.	2/14/95	Trinity Johnson	Furman	15	3-0
46.	2/19/95	Trinity Johnson	Coastal Carolina	10	8-0 (5)

PITCHING HISTORY



Jessica Barnes



Audrey Broyles



Christie Hamilton



Melanie Henkes



Katelynn Howser



Terri Huggins



Krystle Robinson

No.	Date	Pitcher	Opponent	K's	Score						
47.	2/25/95	Trinity Johnson	Georgia State	13	2-0	115.	5/1/99	Megan Matthews	Alabama	10	0-2
48.	3/4/95	Trinity Johnson	UNLV	11	2-1 (6)	116.	2/13/00	Megan Matthews	Chattanooga	10	3-1 (8)
49.	3/10/95	Trinity Johnson	Western Michigan	14	8-0 (6)	117.	2/19/00	Megan Matthews	Georgia State*	16	6-0
50.	3/11/95	Trinity Johnson	Missouri	12	2-1	118.	2/16/01	Megan Matthews	Washington	10	5-3
51.	3/18/95	Trinity Johnson	Virginia	11	1-0	119.	2/24/01	Megan Matthews	Oklahoma	15	4-0
52.	3/19/95	Trinity Johnson	Virginia	16	4-0	120.	3/6/01	Stacey Johnson	Pittsburgh	10	3-0
53.	3/24/95	Trinity Johnson	Florida State	10	2-1	121.	3/6/01	Megan Matthews	Pittsburgh	17	3-0
54.	3/27/95	Darlene Gareis	Toledo	12	4-0	122.	3/14/01	Megan Matthews	Southern Miss	12	4-0
55.	3/27/95	Trinity Johnson	Toledo	10	9-5	123.	3/18/01	Megan Matthews	Mississippi State	10	2-0
56.	4/1/95	Trinity Johnson	Louisiana-Lafayette	10	0-1 (9)	124.	4/25/01	Megan Matthews	Coastal Carolina	10	8-0 (5)
57.	4/5/95	Trinity Johnson	North Carolina	15	5-3	125.	5/12/01	Megan Matthews	Arkansas	10	1-0 (9)
58.	4/14/95	Sky Brown	Eastern Kentucky	12	3-4 (9)	126.	2/9/02	Stacey Johnson	Florida Atlantic	11	0-1
59.	4/14/95	Trinity Johnson	Nicholls State	18	5-0	127.	2/13/02	Megan Matthews	Georgia Southern	10	1-0 (10)
60.	4/15/95	Trinity Johnson	Georgia State	11	3-0	128.	2/16/02	Megan Matthews	UAB	13	5-0
61.	4/16/95	Trinity Johnson	Louisiana Tech	12	2-3	129.	2/17/02	Megan Matthews	Jacksonville State	11	0-2
62.	4/19/95	Trinity Johnson	North Carolina	12	3-0	130.	3/2/00	Megan Matthews	Missouri	12	6-0
63.	4/29/95	Trinity Johnson	Virginia	10	10-2 (5)	131.	3/27/02	Megan Matthews	East Tennessee State*	12	9-0 (5)
64.	2/17/96	Trinity Johnson	Georgia Southern	13	3-0	132.	5/4/02	Aleca Johnson	Mississippi	10	10-0 (5)
65.	2/24/96	Trinity Johnson	Georgia Tech	12	1-0	133.	5/16/02	Megan Matthews	Eastern Kentucky	11	2-1 (8)
66.	2/25/96	Trinity Johnson	Georgia State	10	6-0	134.	2/14/03	Stacey Johnson	UNLV	10	6-0
67.	3/2/96	Trinity Johnson	Texas A&M	11	1-0	135.	4/23/03	Melanie Henkes	Furman	11	6-0
68.	3/13/96	Trinity Johnson	Furman	15	7-0	136.	3/16/04	Stacey Johnson	Arkansas	10	6-1
69.	3/21/96	Trinity Johnson	Oklahoma	14	0-2	137.	3/16/04	Melanie Henkes	Arkansas	10	2-1 (8)
70.	3/22/96	Trinity Johnson	Cal State Northridge	10	2-1	138.	2/11/06	Christie Hamilton	Florida Atlantic	12	2-1
71.	3/23/96	Trinity Johnson	UNLV	12	0-4	139.	2/12/06	Christie Hamilton	East Carolina	10	1-2
72.	3/31/96	Sky Brown	Coppin State	10	27-0 (5)	140.	2/15/06	Kate Pouliot	Winthrop	12	6-0
73.	4/9/96	Trinity Johnson	Coastal Carolina	10	10-0 (5)	141.	2/26/06	Christie Hamilton	NC State	10	3-0
74.	4/12/96	Trinity Johnson	Florida State	13	2-4 (10)	142.	2/26/06	Jessica Barnes	Georgia Southern	15	7-0
75.	4/12/96	Trinity Johnson	Campbell	10	4-3 (8)	143.	2/28/06	Kate Pouliot	Campbell	10	5-4 (8)
76.	4/16/96	Trinity Johnson	North Carolina	15	2-1	144.	3/15/06	Christie Hamilton	Eastern Kentucky	12	6-1
77.	4/19/96	Trinity Johnson	Centenary*	11	4-0	145.	3/21/06	Jessica Barnes	College of Charleston	11	7-0
78.	2/16/97	Trinity Johnson	North Carolina	12	1-0	146.	4/22/06	Christie Hamilton	Mississippi	10	3-2 (10)
79.	3/1/97	Trinity Johnson	Louisiana-Lafayette	11	3-0 (8)	147.	2/10/07	Melissa Hendon	Florida Atlantic	12	7-4 (8)
80.	3/2/97	Trinity Johnson	Texas A&M	12	4-1	148.	2/14/07	Kate Pouliot	Western Carolina	11	4-1
81.	3/2/97	Trinity Johnson	Washington	10	1-0	149.	2/16/07	Melissa Hendon	Kansas	10	3-1
82.	3/7/97	Trinity Johnson	Indiana	19	6-5 (8)	150.	2/22/07	Melissa Hendon	College of Charleston	15	7-2
83.	3/9/97	Trinity Johnson	Iowa	13	2-0	151.	2/24/07	Melissa Hendon	Jacksonville State	11	1-0
84.	3/9/97	Trinity Johnson	Michigan	10	2-0 (5)	152.	2/28/07	Melissa Hendon	Campbell	14	1-0
85.	3/15/97	Trinity Johnson	Florida*	10	5-0	153.	2/28/07	Kate Pouliot	Campbell	10	3-0
86.	3/19/97	Trinity Johnson	Princeton	14	2-0	154.	3/4/07	Melissa Hendon	Pittsburgh*	14	1-0
87.	3/22/97	Trinity Johnson	Mississippi State	10	4-0	155.	3/7/07	Melissa Hendon	Coastal Carolina	10	2-1
88.	3/23/97	Trinity Johnson	Mississippi	11	6-0	156.	4/21/07	Melissa Hendon	Kentucky	13	6-5
89.	3/23/97	Nikki Beers	Mississippi	11	3-0	157.	5/19/07	Melissa Hendon	Oregon	10	4-8
90.	3/27/97	Trinity Johnson	Winthrop	15	4-0	158.	3/2/08	Krystle Robinson	Gardner-Webb	12	5-0
91.	3/29/97	Trinity Johnson	Kentucky*	13	10-0 (5)	159.	3/8/08	Melissa Hendon	Arkansas	10	5-4
92.	3/30/97	Trinity Johnson	Kentucky	11	8-0 (5)	160.	3/9/08	Melissa Hendon	Arkansas	10	4-0
93.	3/30/97	Nikki Beers	Kentucky	10	10-2 (6)	161.	4/26/08	Melissa Hendon	Mississippi	11	1-2
94.	4/3/97	Trinity Johnson	Georgia Tech	13	3-0	162.	2/7/09	Audrey Broyles	College of Charleston	14	7-1
95.	4/5/97	Trinity Johnson	Tennessee	10	1-0 (10)	163.	2/14/09	Audrey Broyles	Bowling Green	10	5-0
96.	4/13/97	Trinity Johnson	LSU	11	3-0	164.	2/28/10	Audrey Broyles	Florida Atlantic	11	0-1 (9)
97.	4/17/97	Trinity Johnson	East Carolina	14	8-0 (5)	165.	2/25/12	Katelynn Howser	Presbyterian	10	8-1
98.	4/19/97	Trinity Johnson	Georgia*	14	2-0	166.	2/21/14	Julie Sarratt	Boston University	10	2-0
99.	4/19/97	Nikki Beers	Georgia	10	3-0	167.	2/28/15	Nickie Blue	Marshall	12	2-0
100.	4/20/97	Trinity Johnson	Georgia	14	2-0	168.	2/17/18	Dixie Raley	Southern Illinois	11	2-0
101.	4/26/97	Trinity Johnson	Alabama	14	2-0	169.	5/2/18	Dixie Raley	Charleston Southern	10	11-4
102.	4/27/97	Trinity Johnson	Auburn	14	4-0	170.	5/18/18	Kelsey Oh	UNCG	13	3-0
103.	5/9/97	Trinity Johnson	Florida	10	6-1	171.	2/14/20	Kelsey Oh	Kansas	11	10-0 (6)
104.	5/17/97	Trinity Johnson	Kansas	15	1-0	172.	3/13/23	Donnie Gobourne	LSU	10	4-2
105.	5/22/97	Trinity Johnson	Washington	10	0-6	173.	3/17/23	Donnie Gobourne	Mississippi State	10	5-6
106.	2/18/99	Megan Matthews	Georgia Southern	10	5-0	174.	4/2/23	Donnie Gobourne	Florida	15	3-0
107.	2/27/99	Megan Matthews	Fresno State	11	1-0	175.	4/8/23	Donnie Gobourne	Alabama	11	3-1
108.	2/28/99	Megan Matthews	LSU	10	2-1	176.	5/6/23	Donnie Gobourne	Tennessee	10	2-4
109.	3/4/99	Megan Matthews	Illinois-Chicago	13	4-0						
110.	3/5/99	Megan Matthews	Alabama	14	5-4 (11)						
111.	3/14/99	Megan Matthews	Iona	14	3-0						
112.	4/7/99	Joyce McMillin	Campbell	10	8-0 (6)						
113.	4/9/99	Megan Matthews	Tennessee	11	2-1						
114.	4/23/99	Megan Matthews	Georgia	11	1-0						

*Denotes no-hitter
Denotes perfect game

PITCHING HISTORY

One-hit games (Incomplete prior to 1983)

No.	Date	Pitcher	Opponent	Score
1.	3/28/79	Cindy Wallace/Fran Senn	Fairleigh Dickinson	8-1
2.	3/27/80	Tami Love	Northwestern	4-0
3.	3/29/80	Tami Love	Northwestern	2-0
4.	3/13/82	Robin Baxter	Seton Hall	11-0
5.	3/6/84	Cindy Long	East Carolina	5-0
6.	3/7/84	Cindy Long	Illinois State	2-0
7.	3/9/84	Robin Baxter	Penn State	2-0
8.	3/24/84	Robin Baxter	New Mexico	2-0
9.	4/1/84	Cindy Long	George Mason	3-0
10.	4/8/84	Cindy Long/Robin Baxter	Francis Marion	4-0
11.	3/2/85	D. Lowery/G. Koenig	Indiana	2-1
12.	3/2/85	Darlene Lowery	Louisiana-Monroe	3-0 (5)
13.	3/2/85	Darlene Lowery	Northwestern	3-0
14.	3/20/85	Darlene Lowery	Eastern Michigan	2-0
15.	3/31/85	Darlene Lowery	North Carolina	3-0
16.	4/13/85	Darlene Lowery	USF	6-0
17.	3/6/86	Gretchen Koenig	Boston College	8-0
18.	4/5/86	Terri Huggins	East Carolina	3-0
19.	4/8/86	Terri Huggins	Winthrop	5-0
20.	4/25/86	Terri Huggins	Georgia State	6-0
21.	3/6/87	G. Koenig/D. Lowery	Baylor	5-0
22.	3/6/87	Darlene Lowery	Texas A&M	1-2
23.	3/10/87	Terri Huggins	Rhode Island	7-0 (5)
24.	3/10/87	Darlene Lowery	Detroit	7-0 (5)
25.	3/13/87	Darlene Lowery	Rutgers	12-1 (5)
26.	3/14/87	Darlene Lowery	Bradley	8-0
27.	3/21/87	Gretchen Koenig	Colgate	11-0
28.	3/26/87	Darlene Lowery	US International	0-1 (8)
29.	4/7/87	Gretchen Koenig	North Carolina	1-0 (9)
30.	4/11/87	Darlene Lowery	Florida State	0-1 (9)
31.	4/25/87	Darlene Lowery	Furman	3-0
32.	5/2/87	Darlene Lowery	Furman	1-0
33.	2/29/88	G. Koenig/H. Jabs	Georgia Southern	22-0 (5)
34.	2/29/88	Heather Jabs	Georgia Southern	17-0 (5)
35.	3/11/88	Gretchen Koenig	Oklahoma City	5-0
36.	3/26/88	G. Koenig/A. Lear	Kent State	8-0 (5)
37.	3/26/88	Gretchen Koenig	Indiana	4-3
38.	4/15/88	Gretchen Koenig	Louisiana-Lafayette	1-0
39.	4/21/88	Gretchen Koenig	Furman	3-0
40.	5/20/88	Gretchen Koenig	Minnesota	1-0
41.	2/27/89	Charlene Manley	Georgia Southern	3-0
42.	4/21/89	Charlene Manley	Austin Peay	8-0 (6)
43.	3/2/90	Angie Lear	Georgia Southern	6-0
44.	3/11/90	Jana Zimmerman	Texas State	4-0
45.	4/11/90	Angie Lear	Virginia	4-0
46.	4/14/90	Angie Lear	Georgia State	3-0
47.	3/8/91	Jana Zimmerman	Samford	3-0
48.	3/9/91	Angie Lear	Oklahoma	2-1 (6)
49.	4/3/91	Jana Zimmerman	Charlotte	11-0 (5)
50.	4/5/91	Jana Zimmerman	Samford	4-0
51.	4/6/91	Jana Zimmerman	Notre Dame	3-1
52.	4/10/91	Angie Lear	Virginia	2-1
53.	3/7/92	Darlene Gareis	Texas A&M	0-1
54.	3/22/92	J. Zimmerman/C. Ballard	Wright State	7-0
55.	4/4/92	Jana Zimmerman	Winthrop	5-0
56.	2/23/93	Charity Ballard	Georgia Southern	10-0 (5)
57.	3/21/93	Darlene Gareis	Georgia Tech	5-0
58.	3/21/93	Kim Sheridan	Charlotte	10-0 (6)
59.	3/24/93	Kim Sheridan	Toledo	2-0
60.	4/16/93	Darlene Gareis	UT Arlington	3-0
61.	2/20/94	Darlene Gareis	Georgia Tech	2-0
62.	3/9/94	Kim Sheridan	Notre Dame	7-1
63.	4/2/94	Darlene Gareis	Georgia Southern	3-1
64.	4/23/94	Kim Sheridan	Charlotte	11-0 (5)
65.	2/25/95	Trinity Johnson	Georgia State	2-0
66.	3/4/95	Trinity Johnson	UNLV	2-1 (6)
67.	3/11/95	Trinity Johnson	Missouri	2-1
68.	3/18/95	Trinity Johnson	Virginia	1-0
69.	3/19/95	Trinity Johnson	Virginia	4-0
70.	4/14/95	Trinity Johnson	Nicholls State	5-0
71.	4/19/95	Trinity Johnson	North Carolina	3-0
72.	2/14/96	Sky Brown	Furman	9-1 (6)
73.	2/17/96	Trinity Johnson	Georgia Southern	3-0
74.	3/30/96	Nikki Beers	Coppin State	17-0 (5)
75.	3/31/96	Sky Brown	Coppin State	27-0 (5)
76.	4/9/96	Trinity Johnson	Coastal Carolina	10-0 (5)
77.	4/12/96	Sky Brown	Florida Atlantic	8-0 (6)
78.	4/16/96	Trinity Johnson	North Carolina	2-1
79.	4/16/96	Sky Brown	North Carolina	13-0 (5)
80.	2/21/97	Trinity Johnson	UCLA	0-1
81.	2/28/97	Sky Brown	Massachusetts	1-0
82.	3/8/97	Nikki Beers	Indiana State	9-0
83.	3/9/97	Nikki Beers	Illinois-Chicago	1-0
84.	3/16/97	Trinity Johnson	Florida	1-0
85.	3/23/97	Trinity Johnson	Mississippi	6-0
86.	3/30/97	Trinity Johnson	Kentucky	8-0 (5)
87.	4/13/97	Trinity Johnson	LSU	3-0
88.	4/27/97	Trinity Johnson	Auburn	4-0
89.	5/17/97	Trinity Johnson	Kansas	1-0
90.	5/18/97	Trinity Johnson	Kansas	1-0
91.	3/11/98	Sky Brown	Georgia Tech	8-0 (5)
92.	5/8/98	Sky Brown	Mississippi State	2-0
93.	2/13/99	Joyce McMillin	New Mexico State	2-0
94.	2/20/99	Nikki Beers	Georgia State	8-0 (5)
95.	2/28/99	Megan Matthews	LSU	2-1
96.	3/6/99	Joyce McMillin	No. 13 Iowa	3-2
97.	3/14/99	Megan Matthews	Iona	3-0
98.	4/3/99	Joyce McMillin	Kentucky	8-1
99.	5/2/99	Megan Matthews	Auburn	4-0
100.	3/15/00	Joyce McMillin	Furman	8-0 (5)
101.	3/28/00	Megan Matthews	Alabama	1-0
102.	3/18/01	Megan Matthews	Mississippi State	2-0
103.	4/4/01	Megan Matthews	Tennessee	1-0 (8)
104.	4/25/01	Stacey Johnson	Coastal Carolina	6-1
105.	3/13/02	Megan Matthews	Furman	8-0 (6)
106.	3/27/02	Stacey Johnson	East Tennessee State	14-0 (5)
107.	4/23/03	Melanie Henkes	Furman	6-0
108.	2/27/04	Stacey Johnson	Princeton	6-0
109.	2/15/06	Kate Pouliot	Winthrop	6-0
110.	3/19/06	Jessica Barnes	Kentucky	1-2
111.	3/4/07	Kate Pouliot	Pittsburgh	7-1
112.	3/17/07	Melissa Hendon	Alabama	0-1
113.	4/14/07	Melissa Hendon	Georgia	5-0
114.	5/5/07	Kate Pouliot	Mississippi	1-0 (9)
115.	4/6/08	Melissa Hendon	Auburn	2-0
116.	2/27/10	Audrey Broyles	Providence	1-0
117.	2/28/10	Audrey Broyles	Florida Atlantic	0-1 (9)
118.	3/5/11	Ashley Chastain	Stony Brook	8-0 (6)
119.	4/11/11	Julie Sarratt	Coastal Carolina	1-0
120.	2/16/13	Katelynn Howser	Buffalo	8-0 (5)
121.	3/19/14	Julie Sarratt	Minnesota	0-1
122.	2/13/15	Nickie Blue/Hayley Copeland	App. State	5-0
123.	4/7/15	Nickie Blue	USC Upstate	3-0
124.	2/17/16	Jessica Elliott/Nickie Blue	North Carolina	9-1 (5)
125.	2/28/16	Jessica Elliott/Nickie Blue	Georgia Tech	3-1
126.	4/2/16	Nickie Blue	Troy	8-0 (6)
127.	2/11/17	Cayla Drotar	Presbyterian	8-0 (5)
128.	2/12/17	Jessica Elliott	Presbyterian	14-0 (5)
129.	3/28/17	Jessica Elliott	Furman	8-0 (5)
130.	2/9/18	Cayla Drotar	East Carolina	3-0
131.	2/24/18	Dixie Raley	Miami (OH)	12-0 (5)
132.	5/2/18	Dixie Raley	Charleston Southern	14-0 (5)
133.	5/18/18	Kelsey Oh	UNCG	3-0
134.	2/17/19	Dixie Raley	St. Johns	9-1 (5)
135.	2/8/20	Kelsey Oh/Karsen Ochs	Southern Illinois	11-1 (5)
136.	2/23/20	Bailey Betenbaugh	Elon	4-0
137.	2/29/20	Karly Heath	Charlotte	10-0
138.	2/24/21	Leah Powell	Coastal Carolina	8-1(6)
139.	4/7/21	Kelsey Oh	Charleston Southern	8-0 (5)
140.	3/8/23	Jori Heard/Bailey Betenbaugh	Col. of Charleston	10-0 (5)
141.	4/2/23	Donnie Gbourne	Florida	3-0

CAREER DEFENSIVE RECORDS (SEC ERA)

Catchers

Assists

Name	Year	GP	A
1. Ashley Smith	2003-06	183	127
2. Adrienne Genovese	1998-2001	211	106
3. P.J. Fulmer	2008-11	183	97
4. Sarah Mooney	2014-15	94	60
5. McKenna Hughes	2004-07	97	51

Fielding Percentage (Min. 40 Games, 2 C/G)

Name	Year	GP	Ch.	Pct.
1. Anna Vest	2018-21	75	291	.997
2. Carrie Elliott-Hoshour	1997-98	85	431	.988
3. McKenna Hughes	2004-07	97	667	.988
4. Giulia Desiderio	2022-	?	292	.986
5. Danielle Quinones	2002-03	55	335	.985
6. Olivia Lawrence	2012-15	88	271	.985

Caught Stealing Percentage (Min. 40 Games)

Name	Year	SBA	CSB	Pct.
1. Anna Vest	2018-21	18	13	.722
2. Danielle Quinones	2002-03	37	14	.378
3. Ashley Smith	2003-06	103	62	.376
4. Adrienne Genovese	1998-01	101	57	.361
5. Sarah Mooney	2014-15	51	22	.301

Passed Balls

Name	Year	GP	PB
1. Ashley Smith	2003-06	183	26
Adrienne Genovese	1998-2001	211	26
3. Carrie Elliott-Hoshour	1997-98	85	24
4. Jordan Fabian	2019-23	?	21
5. Anna Vest	2018-21	89	19

First Base

Putouts

Name	Year	GP	PO
1. Meghan Cornett*	2002-05	232	1,697
2. Kaylea Snaer	2014-17	227	1,535
3. Leanna Troesh	1997-99	171	1,025
4. Jacqueline Wetherbee	2006-09	161	955
5. Danielle Quinones	2000-02	125	731

Assists

Name	Year	GP	A
1. Meghan Cornett	2002-05	232	116
2. Leanna Troesh	1997-99	171	97
3. Danielle Quinones	2000-02	125	63
4. Kaylea Snaer	2014-17	227	57
5. Jacqueline Wetherbee	2006-09	161	46

Fielding Percentage (Min. 40 Games, 2 C/G)

Name	Year	GP	Ch.	Pct.
1. Meghan Cornett	2002-05	232	1,826	.993
2. Kelley Dillon	2011, 13	47	224	.991
3. Molly Brossart	2011-12	95	557	.991
4. Kaylea Snaer	2014-17	227	1,607	.991
5. Cassidy Krupit	2020-22	107	692	.987

&- 22nd in the NCAA Division I record book.

Second Base

Assists

Name	Year	GP	A
1. Mackenzie Boesel	2017-21	227	414
2. Debralee Troesh	2000-03	191	341
3. Kim Schultze	1997-2000	262	305
4. Dana Hathorn	2011-14	205	302
5. Ashton Payne	2006-09	125	183

Fielding Percentage (Min. 40 Games, 2 C/G)

Name	Year	GP	Ch.	Pct.
1. Lauren Masters	2013-16	93	284	.975
2. Chrissy Schoonmaker	2004-08	99	362	.972
3. Lisa Longo	2007-08	47	174	.971
4. Dana Hathorn	2011-14	205	691	.968
5. Kim Schultze	1997-00	262	943	.957
Mackenzie Boesel	2017-21	257	926	.957

Third base

Assists

Name	Year	GP	A
1. Sondra Hall	1997-2000	196	405
2. Jana Johns	2018-20	146	314
3. Becky Martinez	2005-08	152	245
4. Samantha Jennings	2001-04	138	232
5. Kamryn Watts	2016-18	104	205

Fielding Percentage (Min. 40 Games, 2 C/G)

Name	Year	GP	Ch.	Pct.
1. Kristin Hall	2002-05	45	132	.970
2. Jana Johns	2018-20	146	488	.959
3. Danielle Quinones	2000-03	54	166	.952
4. Kamryn Watts	2016-18	104	145	.949
5. Zoe Laneaux	2021-	68	132	.947
6. Codee Yeske	2012-13	52	165	.939

Shortstop

Assists

Name	Year	GP	A
1. Kenzi Maguire	2016-21	245	437
2. Amber Curtis	2001-05	232	431
3. Kendra McCutcheon	1997-00	208	365
4. Samie Garcia	2011-13	170	303
5. Lindsay Walker	2007-10	134	245

Fielding Percentage (Min. 40 Games, 2 C/G)

Name	Year	GP	Ch.	Pct.
1. Krystan White	2015-18	123	354	.952
2. Kenzi Maguire	2016-21	245	818	.951
3. Lindsay Walker	2007-10	134	454	.945
4. Kendra McCutcheon	1997-00	208	811	.941
5. Amber Curtis	2001-05	232	852	.935

Outfield

Putouts

Name	Year	GP	PO
1. Alaynie Page	2013-16	227	349
2. Kennedy Clark	2016-19	238	307
3. Kim Pietro	1996-99	238	287
4. Jodi Fittro	2000-03	250	264
5. Lauren Lackey	2009-12	206	257
6. Kaitlin Westfall	2010-12	140	234
7. Adele Voigt	2007-10	200	220
8. Megan Donohoo	1999-2001	135	181
9. Katie Prebble	2019-22	155	175
10. Aaliyah White	2021-	145	171

Assists

Name	Year	GP	A
1. Lauren Lackey	2009-12	206	17
Adele Voigt	2007-10	200	17
Kim Pietro	1996-99	238	17
4. Kaitlin Westfall	2010-12	140	16
Kennedy Clark	2016-19	238	16
6. Alaynie Page	2013-16	203	15
7. Jodi Fittro	2000-03	250	13
8. Chelsea Hawkins	2011-14	159	12
9. Kristen Struett	2013-15	151	11
10. Megan Donohoo	1999-2001	135	9

Fielding Percentage (Min. 40 Games, 0.5 C/G)

Name	Year	GP	Ch.	Pct.
1. Taylor Williams	2016-17	61	671	1.000
2. Kennedy Clark	2016-19	238	325	.994
3. Tiara Duffy	2015-18	178	122	.984
4. Chelsea Hawkins	2011-14	159	174	.983
5. Carlie Henderson	2021-	116	120	.983
6. Lauren Lackey	2009-12	206	279	.982
7. Haley Simpson	2019-23	112	100	.980
8. Jessica Josker	2005-08	132	99	.980
9. Ansley Ard	2013-16	148	144	.979
10. Kim Pietro	1996-99	238	311	.977
11. Kristen Struett	2013-15	151	167	.976

Pitchers

Assists

Name	Year	GP	A
1. Nickie Blue	2014-17	176	213
2. Stacey Johnson	2001-04	130	202
3. Megan Matthews	1999-2002	194	161
4. Sky Brown	1997-98	65	127
5. Melanie Henkes	2003-06	94	123

Fielding Percentage (Min. 40 Games, 0.5 C/G)

Name	Year	GP	Ch.	Pct.
1. Rachel Vaughan	2019-23	55	321	1.000
2. Sky Brown	1997-98	65	143	.986
3. Cayla Drotar	2017-21	172	124	.984
4. Nickie Blue	2014-17	176	245	.976
5. April Borchardt	2010-11	60	38	.974
Nikki Beers	1997-99	64	76	.974

SINGLE-SEASON DEFENSIVE RECORDS (SEC ERA)

Catcher

Assists

Name	Year	GP	A
1. Adrienne Genovese	1999	70	42
2. Ashley Smith	2006	53	40
3. Ashley Smith	2003	54	38
4. Sarah Mooney	2014	50	37
5. P.J. Fulmer	2012	51	33

Fielding Percentage (Min. 20 Games, 2 C/G)

Name	Year	GP	Ch.	Pct.
1. Olivia Lawrence	2014	32	86	1.000
Anna Vest	2020	21	133	1.000
Jen Cummings	2023	38	219	1.000
Giulia Desiderio	2023	31	144	1.000
5. Tina Plew	1997	25	257	.992

Caught Stealing Percentage (Min. 20 Games)

Name	Year	SBA	CSB	Pct.
1. Anna Vest	2020	8	5	.625
2. Carrie Lyons	1997	6	9	.600
Anna Vest	2019	5	3	.600
4. Carrie Elliott	1997	7	9	.563
5. Giulia Desiderio	2023	17	8	.471

Passed Balls

Name	Year	GP	PB
1. Carrie Elliott-Hoshour	1998	54	15
2. Danielle Quinones	2002	48	12
3. McKenna Hughes	2007	64	9
Ashley Smith	2003	54	9
Adrienne Genovese	2001	61	9
Carrie Elliott	1997	31	9
Anna Vest	2020	21	9

First Base

Putouts

Name	Year	GP	PO
1. Meghan Cornett	2003	60	516
2. Kaylea Snaer	2017	59	427
3. Meghan Cornett	2004	52	421
4. Kaylea Snaer	2015	59	416
5. Meghan Cornett	2002	63	406

Assists

Name	Year	GP	A
1. Leanna Troesh	1999	70	40
2. Leanna Troesh	1998	56	39
3. Meghan Cornett	2005	57	32
Meghan Cornett	2004	52	32
5. Meghan Cornett	2003	60	30
Danielle Quinones	2001	53	30
Danielle Quinones	2000	68	30

Fielding Percentage (Min. 20 Games, 2 C/G)

Name	Year	GP	Ch.	Pct.
1. Kaylea Snaer	2017	59	448	.998
2. Molly Brossart	2012	48	256	.996
Meghan Cornett	2004	52	455	.996
4. Meghan Cornett	2002	63	430	.995
Kaylea Snaer	2016	61	415	.995

Second base

Assists

Name	Year	GP	A
1. Debralee Troesh	2003	60	135
2. Lauren Masters	2015	60	125
3. Mackenzie Boesel	2018	66	122
4. Mackenzie Boesel	2021	52	110
5. Debralee Troesh	2002	65	106

Fielding Percentage (Min. 20 Games, 2 C/G)

Name	Year	GP	Ch.	Pct.
1. Kim Schultze	1999	70	240	.992
2. Lisa Longo	2007	39	140	.986
3. Chrissy Schoonmaker	2004	38	139	.986
4. Dana Hathorn	2011	51	216	.981
Dana Hathorn	2014	40	106	.981

Third base

Assists

Name	Year	GP	A
1. Jana Johns	2018	66	151
2. Sondra Hall	2000	68	133
3. Sondra Hall	1998	57	130
4. Kamryn Watts	2017	52	122
5. Jana Johns	2019	57	121

Fielding Percentage (Min. 20 Games, 2 C/G)

Name	Year	GP	Ch.	Pct.
1. Jana Johns	2018	66	231	.978
2. Zoe Laneaux	2023	44	87	.977
3. Megan Donohoo	1999	24	59	.966
4. Becky Martinez	2007	64	171	.965
5. Lindsay Walker	2009	26	75	.960

Shortstop:

Assists

Name	Year	GP	A
1. Amber Curtis	2003	58	149
2. Megan Donohoo	1998	57	132
3. Kendra McCutcheon	2000	69	125
4. Lindsay Walker	2007	64	124
5. Kendra McCutcheon	1999	70	120

Fielding Percentage (Min. 20 Games, 2 C/G)

Name	Year	GP	Ch.	Pct.
1. Kamryn Watts	2015	24	58	.983
2. Lindsay Walker	2007	64	221	.973
3. Kenzi Maguire	2020	23	60	.967
4. Kenzi Maguire	2016	48	171	.965
5. Kenzi Maguire	2018	66	214	.963
Kendra McCutcheon	1999	70	268	.963

Outfield

Putouts

Name	Year	GP	PO
1. Kaitlin Westfall	2012	55	112
2. Alaynie Page	2013	59	111
3. Kennedy Clark	2018	66	105
4. Kennedy Clark	2019	57	102
5. Alaynie Page	2015	60	99
6. Kim Pietro	1998	57	97
7. Alaynie Page	2016	61	89
8. Kamryn Watts	2018	66	88
9. Adrianna Baggetta	2002	51	87
10. Jodi Fittro	2000	63	86

Assists

Name	Year	GP	A
1. Kim Pietro	1998	57	10
2. Kaitlin Westfall	2012	55	8
Kaitlin Westfall	2011	50	8
4. Chelsea Hawkins	2013	59	7
Lauren Lackey	2010	51	7
Kristen Stubblefield	2009	37	7
Jodi Fittro	2003	60	7
8. Tiara Duffy	2017	54	6
Kennedy Clark	2016	59	6
Alaynie Page	2015	60	6
Adele Voigt	2010	49	6

Fielding Percentage (Min. 20 Games, 0.5 C/G)

Name	Year	GP	Ch.	Pct.
1. Taylor Williams	2017	52	58	1.000
Tiara Duffy	2017	54	52	1.000
Victoria Williams	2017	32	19	1.000
Kennedy Clark	2016	56	60	1.000
Kristen Struett	2015	57	60	1.000
Hannah Milks	2012	46	30	1.000
Kaitlin Westfall	2010	35	47	1.000
Jessica Josker	2008	33	23	1.000
Jessica Josker	2006	33	26	1.000
Jodi Fittro	2003	60	52	1.000
Haley Simpson	2019	47	41	1.000
Lauren Stewart	2020	23	21	1.000
Haley Simpson	2020	21	32	1.000

Pitchers

Assists

Name	Year	GP	A
1. Sky Brown	1998	45	97
2. Nickie Blue	2016	51	65
3. Christie Hamilton	2006	34	62
4. Stacey Johnson	2001	29	60
5. Stacey Johnson	2002	33	57

Assists Per Game (Min. 20 Games)

Name	Year	GP	A	A/G
1. Sky Brown	1997	45	97	2.16
2. Stacey Johnson	2001	29	60	2.07
3. Christie Hamilton	2006	34	62	1.82
4. Stacey Johnson	2002	33	57	1.73
5. Melanie Henkes	2005	21	32	1.52

Fielding Percentage (Min. 20 Games, 0.5 C/G)

Name	Year	GP	Ch.	Pct.
1. Nickie Blue	2016	51	73	1.000
Katie Marks	2013	28	31	1.000
Audrey Broyles	2011	24	26	1.000
Julie Sarratt	2011	29	18	1.000
April Borchardt	2010	28	19	1.000
Cayla Drotar	2019	56	34	1.000
Rachel Vaughan	2023	23	16	1.000
Leah Powell	2023	21	13	1.000

STOLEN BASES

CAREER

Stolen Bases

Name	Years	SB
1. Tiff Tootle	1990-93	114
2. Chanda Lee	1994-96	75
3. Toinette Reed	1991-94	59
4. Tina Plew	1994-96	54
5. Alaynie Page	2013-16	52
6. Jordan Fabian	2019-23	44
Samie Garcia	2011-13	44
8. Tricia Popowski	1988-91	43
9. Marianne DiRupo	1986-89	41
10. Stacy Agee	1987-90	33
11. Dana Fulmer	1992-95	32
12. Ashton Payne	2006-09	31
13. Ansley Ard	2013-16	30
14. Shirley Burton	1982-85	29
Lindi James	1982-84	29

Stolen Bases Per Game (Min. 20 SB)

Name	Years	GP	SB	SB/G
1. Tiff Tootle	1990-93	242	114	.471
2. Chanda Lee	1994-97	253	75	.296
3. Samie Garcia	2011-13	170	44	.259
4. Toinette Reed	1991-94	233	59	.253
5. Alaynie Page	2013-16	232	52	.224
6. Tina Plew	1994-97	262	54	.206
7. Marianne DiRupo	1986-89	202	41	.203
8. Hannah Milks	2010-12	144	28	.194
9. Jordan Fabian	2019-23	230	44	.191
10. Tricia Popowski	1988-91	245	43	.175
11. Ashton Payne	2006-09	186	31	.166
12. Ansley Ard	2013-16	193	30	.155
13. Stacy Agee	1987-90	213	33	.155
14. Kamryn Watts	2015-18	219	31	.142
15. Lauren Lackey	2009-12	203	28	.138

Stolen Bases Percentage (Min. 25 SBA)

Name	Years	SB	Att	SB%
1. Kendra McCutcheon	1996-00	25	251.000	
2. Mackenzie Boesel	2017-21	26	27	.962
3. Tiff Tootle *	1990-93	114	121	.942
4. Toinette Reed	1991-94	59	64	.922
5. Chanda Lee	1994-97	75	82	.915
6. Dana Fulmer	1992-95	32	35	.914
7. Alaynie Page	2013-16	52	58	.897
8. Tricia Popowski	1988-91	43	48	.896
9. Hannah Milks	2010-12	28	32	.875
Lauren Lackey	2009-12	28	32	.875
11. Tina Plew	1994-97	54	62	.871
12. Shirley Burton	1982-85	29	34	.853
13. Jodi Fittro	2000-03	23	27	.852
14. Nancy Crane	2001-04	27	32	.844
15. Ashton Payne	2006-09	31	37	.838

& - Tied for 18th in NCAA Division I history
(Minimum 50 attempts for NCAA book)



Tiff Tootle has the two highest stolen base season in history, while she also tops eight other single-season lists.



Chanda Lee put down a Gamecock record 23 sacrifices in 1997 while posting 32 steals, third best in program history.



Kendra McCutcheon ranks as one of three Gamecocks to steal more than 10 bases and never get caught in her career.

SEASON

Stolen Bases

Name	Year	SB
1. Tiff Tootle	1992	51
2. Tiff Tootle	1993	37
3. Chanda Lee	1997	32
4. Dana Fulmer	1995	26
5. Jordan Fabian	2023	23
Chanda Lee	1995	23
Toinette Reed	1992	23
8. Tiff Tootle	1991	22
9. Tina Plew	1997	19
Christie Dammer	1994	19
11. Samie Garcia	2013	18
12. Riley Blampied	2023	17
Alaynie Page	2016	17
Toinette Reed	1993	17
Tricia Popowski	1991	17
Jordan Fabian	2022	17

Stolen Bases Per Game (Min. 15 SB)

Name	Year	GP	SB	SB/G
1. Tiff Tootle	1992	67	51	0.76
2. Tiff Tootle	1993	58	37	0.64
3. Chanda Lee	1997	68	32	0.47
4. Jordan Fabian	2023	62	23	0.37
5. Dana Fulmer	1995	73	26	0.36
6. Tiff Tootle	1991	64	22	0.34
7. Toinette Reed	1992	68	23	0.34
8. Chanda Lee	1995	58	17	0.33
9. Hannah Milks	2011	50	16	0.32
10. Samie Garcia	2013	59	18	0.31
11. Jordan Fabian	2022	56	21	0.30
12. Toinette Reed	1993	58	17	0.29
13. Nancy Crane	2004	52	15	0.29
14. Tina Plew	1997	68	190.279	
15. Alaynie Page	2016	61	170.278	

Stolen Bases Percentage (Min. 15 SBA)

Name	Year	SB	Att	SB%
1. Toinette Reed	1992	23	231.000	
Hannah Milks	2011	16	161.000	
Lauren Lackey	2011	15	151.000	
Ashton Payne	2006	15	151.000	
5. Tiff Tootle	1992	51	53	.962
6. Tiff Tootle	1993	37	39	.949
7. Samie Garcia	2013	18	19	.947
8. Toinette Reed	1993	17	18	.944
Tricia Popowski	1991	17	18	.944
10. Nancy Crane	2004	15	16	.938
11. Dana Fulmer	1995	26	28	.929
12. Chanda Lee	1995	23	25	.920
13. Chanda Lee	1997	31	34	.912
14. Alaynie Page	2016	17	19	.895
15. Marianne DiRupo	1989	15	17	.882

SINGLE-SEASON TEAM RECORDS

Highest Fielding %

Year	Pct.
1. 1994	0.933
2. 1984	0.935
3. 2010	0.938
4. 2022	0.951
2006	0.951
6. 1983	0.953
2008	0.953
8. 2000	0.955
9. 1998	0.957
10. 1993	0.958
1997	0.958

Lowest Fielding %

Year	Pct.
1. 2018	0.979
2. 2023	0.978
1989	0.978
4. 2020	0.975
5. 2007	0.974
6. 2016	0.972
7. 1985	0.970
1999	0.970
9. 2021	0.968
10. 2009	0.966
1987	0.966
2003	0.966

Double Plays Turned

Year	DP
1. 2018	31
2. 2022	29
3. 2016	27
4. 2011	26
5. 2017	25
6. 2015	24
2013	24
8. 2021	22
2009	22
2014	22
2010	22

Double Plays Hit Into

Year	DP
1. 2017	25
2019	25
3. 2015	23
2014	23
5. 2000	22
6. 2018	21
7. 2013	21
8. 2022	20
9. 1998	18
10. 1995	17

Caught Stealing

Year	CS
1. 1997	25
2. 1993	23
3. 1999	22
4. 1994	21
2003	21
6. 2006	20
7. 2010	19
8. 2000	18
1987	18
1988	18

Passed Balls

Year	PB
1. 1997	18
1998	18
3. 2002	17
4. 2005	12
2004	12
2017	12
7. 2003	11
2019	11
2018	11
2020	11

Allowed

Lowest Batting Average

Year	Avg.
1. 1987	0.119
2. 1997	0.132
3. 1985	0.140
4. 1988	0.146
5. 1986	0.171
6. 1995	0.174
7. 1996	0.175
8. 2001	0.177
9. 1989	0.185
10. 1990	0.188

Highest Batting Average

Year	Avg.
1. 2010	0.319
2. 2009	0.280
3. 2012	0.275
4. 2021	0.272
5. 2022	0.263
6. 2005	0.260
7. 2013	0.258
8. 2014	0.256
9. 2011	0.253
10. 2017	0.249

Most At-Bats

Year	AB
1. 1995	1849
2. 1994	1802
3. 2000	1772
4. 1999	1739
5. 1992	1737
6. 2002	1686
7. 2007	1639
8. 1990	1630
9. 1991	1620
10. 2018	1599

Fewest At-Bats

Year	AB
1. 2020	555
2. 1986	1084
3. 1987	1107
4. 1985	1124
5. 2011	1140
6. 2008	1201
7. 1996	1208
8. 2009	1225
9. 2021	1285
10. 2010	1309

Most Runs

Year	R
1. 2010	296
2. 2022	283
3. 2012	258
4. 2013	233
5. 2015	231
6. 2014	224
7. 2011	218
8. 2021	215
9. 2017	209
10. 2005	207

Fewest Runs

Year	R
1. 1987	38
2. 1983	43
3. 1985	54
4. 1988	61
5. 2020	66
6. 1997	74
7. 1989	81
8. 1996	82
9. 1986	83
10. 1990	84

Most Hits

Year	H
1. 2010	418
2. 1992	389
3. 2005	386
4. 2000	384
5. 2013	383
6. 2022	382
7. 2015	375
8. 1994	374
9. 2012	373
10. 1998	372

Fewest Hits

Year	H
1. 2020	106
2. 1987	136
3. 1983	142
4. 1985	156
5. 1984	172
6. 1986	181
7. 1988	210
8. 1997	211
9. 1996	212
10. 1989	267

Most Doubles

Year	2B
1. 2010	69
2. 2017	67
3. 2019	65
2021	65
5. 2000	63
2023	63
7. 2022	61
8. 2011	60
9. 2013	59
10. 1994	58

Fewest Doubles

Year	2B
1. 2020	15
2. 1985	16
3. 1987	17
1986	17
5. 1991	22
6. 1990	23
7. 1988	26
8. 1997	30
9. 1989	31
10. 1996	33

Most Triples

Year	3B
1. 1994	15
2. 1995	13
3. 1985	12
4. 2019	11
5. 2009	9
2017	9
7. 1991	8
1998	8
2005	8
2012	8
2010	8
2023	8

Fewest Triples

Year	3B
1. 2004	2
2016	2
2018	2
2006	2
5. 2020	3
1986	3
1988	3
2001	3
1999	3
2007	3

Most Home Runs

Year	HR
1. 2022	60
2. 2012	58
3. 2013	57
4. 2011	54
5. 2005	51
6. 2015	43
7. 2010	42
8. 2021	40
9. 2019	37
10. 2003	35

Fewest Home Runs

Year	HR
1. 1991	0
2. 1987	0
3. 1992	0
4. 1986	1
5. 1985	2
6. 1990	2
7. 1988	3
8. 1989	4
9. 1994	8
10. 1998	8
1997	8

Most Walks

Year	BB
1. 2012	222
2. 2016	214
3. 2017	202
4. 2022	184
5. 2021	176
6. 2015	175
7. 2014	174
8. 2019	172
9. 2023	170
10. 2011	167

Fewest Walks

Year	BB
1. 1983	48
2. 1990	57
3. 1989	60
4. 1985	61
5. 1991	64
1997	64
7. 1996	66
8. 2001	69
9. 2020	71
1984	71

Most Hit Batters

Year	HBP
1. 2016	44
2. 2014	36
3. 2015	35
2022	35
5. 2000	32
6. 2002	30
2006	30
2019	30
9. 2013	29
2011	29

Fewest Hit Batters

Year	HBP
1. 1983	2
1985	2
1991	2
4. 1984	5
5. 1989	7
1986	7
7. 1990	8
2020	8
9. 1992	9
10. 2004	11
1988	11

Most Stolen Bases

Year	SB
1. 2010	76
2. 2008	64
3. 2017	63
4. 2016	58
5. 2007	50
2009	50
7. 2014	44
8. 2013	43
9. 2002	42
10. 1995	41
2005	41
2018	41

Fewest Stolen Bases

Year	SB
1. 1991	8
2. 2020	12
3. 1985	13
4. 1988	13
5. 1993	18
6. 1987	20
7. 1989	21
8. 1986	22
9. 1990	23
10. 2019	26

Most Stolen Bases Att.

Year	SB
1. 2010	95
2. 2017	73
3. 2008	71
2016	71
5. 2009	65
6. 2006	60
7. 2014	59
8. 2002	58
9. 2007	57
2005	57

Fewest Stolen Bases Att.

Year	SB
1. 1991	13
2. 2020	17
3. 1985	19
4. 1990	26
5. 1989	29
6. 1988	31
7. 1986	32
8. 2019	37
9. 1987	38
10. 1992	39

Highest Stolen Base %

Year	SB
1. 2008	0.901
2. 1990	0.885
3. 2007	0.877
4. 1998	0.875
5. 2017	0.863
6. 2018	0.854
7. 2016	0.817
8. 1995	0.804
9. 2010	0.800
10. 2023	0.796

Lowest Stolen Base %

Year	SB
1. 1988	0.419
2. 1993	0.439
3. 1997	0.519
4. 1987	0.526
5. 1994	0.596
6. 2003	0.596
7. 1999	0.600
8. 1991	0.615
9. 1996	0.636
10. 2000	0.647

YEAR-BY-BY STATISTICAL LEADERS

At Bats		2019 Kennedy Clark..... 383	2017 Mackenzie Boesel..... 36	2009 Laura Mendes..... 8
1981 Deb Rohr..... 90	2020 Haley Simpson..... 353	2018 Mackenzie Boesel..... 53	2018 Mackenzie Boesel..... 53	2010 Laura Mendes..... 14
1982 Lindi James..... 110	2021 Kenzi Maguire..... 427	2019 Mackenzie Boesel..... 52	2019 Mackenzie Boesel..... 52	2011 P.J. Fulmer..... 10
1983 Lindi James..... 134	2022 Riley Blampied..... 313	2020 Kenzi Maguire..... 22	2020 Kenzi Maguire..... 22	2012 Kaitlin Westfall..... 18
1984 Lindi James..... 106	2023 Brooke Blankenship..... 300	2021 Kenzi Maguire..... 55	2021 Kenzi Maguire..... 55	2013 Samie Garcia..... 17
1985 Shirley Burton, Cindy Long..... 129	On-Base Percentage	2022 Jordan Fabian..... 47	2022 Jordan Fabian..... 47	2014 Ashlyn Masters..... 19
1986 Dena Sikole..... 134	1982 Pat Dufficy..... 394	2023 Jordan Fabian..... 40	2023 Jordan Fabian..... 40	2015 Alaynie Page..... 13
1987 Marianne DiRupo..... 150	1983 Lindi James..... 380	Hits	2016 Kaylea Snaer..... 27	2016 Kaylea Snaer..... 27
1988 Marianne DiRupo..... 211	1984 Lindi James..... 357	1981 Amy Lyons..... 23	2017 Kaylea Snaer..... 14	2017 Kaylea Snaer..... 14
1989 Michelle Delloso, Marianne DiRupo..... 183	1985 Sonya Smith..... 376	1982 Shirley Burton..... 36	2018 Mackenzie Boesel..... 18	2018 Mackenzie Boesel..... 18
1990 Tricia Popowski..... 223	1986 Karen Sanchelli..... 395	1983 Lindi James..... 49	2019 Mackenzie Boesel..... 21	2019 Mackenzie Boesel..... 21
1991 Tiff Tootle..... 219	1987 Karen Sanchelli..... 444	1984 Lindi James..... 32	2020 Kenzi Maguire..... 5	2020 Kenzi Maguire..... 5
1992 Tiff Tootle..... 249	1988 Tricia Popowski..... 423	1985 Shirley Burton..... 37	Jana Johns..... 5	Jana Johns..... 5
1993 Tiff Tootle..... 207	1989 Tricia Popowski..... 462	1986 Karen Sanchelli..... 36	2021 Mackenzie Boesel..... 16	2021 Mackenzie Boesel..... 16
1994 Tina Plew..... 221	1990 Tricia Popowski..... 374	1987 Karen Sanchelli..... 60	2022 Riley Blampied..... 15	2022 Riley Blampied..... 15
1995 Tina Plew..... 241	1991 Tricia Popowski..... 462	1988 Tricia Popowski, Karen Sanchelli..... 68	2023 Riley Blampied..... 13	2023 Riley Blampied..... 13
1996 Chanda Lee..... 171	1992 Tiff Tootle..... 521	1989 Tricia Popowski..... 62	Triples	1982 Shirley Burton..... 3
1997 Tina Plew..... 220	1993 Tiff Tootle..... 522	1990 Michelle Delloso..... 72	1982 Shirley Burton..... 3	1983 Shirley Burton, Pat Dufficy..... 2
1998 Kim Schultze..... 187	1994 Dana Fulmer..... 469	1991 Tiff Tootle..... 91	1983 Lindi James..... 3	1984 Lindi James..... 3
1999 Kendra McCutcheon..... 220	1995 Dana Fulmer..... 458	1992 Tiff Tootle..... 123*	1985 Shirley Burton..... 4	1985 Shirley Burton..... 4
2000 Joyce McMillin..... 215	1996 Chanda Lee..... 431	1993 Tiff Tootle..... 98*	1986 Karen Sanchelli..... 2	1986 Karen Sanchelli..... 2
2001 Debralee Troesh..... 201	1997 Chanda Lee..... 389	1994 Dana Fulmer..... 88	1987 Marianne DiRupo..... 3	1987 Marianne DiRupo..... 3
2002 Jodi Fittro..... 230	1998 Joyce McMillin..... 408	1995 Tina Plew..... 86	1988 Tricia Popowski..... 13	1988 Tricia Popowski..... 13
2003 Amber Curtis..... 194	1999 Kim Pietro..... 494	1996 Chanda Lee..... 68	1989 Tricia Popowski..... 11	1989 Tricia Popowski..... 11
2004 Nancy Crane..... 174	2000 Joyce McMillin..... 392	1997 Chanda Lee..... 74	1990 Tricia Popowski..... 12	1990 Tricia Popowski..... 12
2005 Jessica Josker..... 193	2001 Joyce McMillin..... 392	1998 Kim Pietro..... 59	1991 Tricia Popowski..... 15*	1991 Tricia Popowski..... 15*
2006 Jessica Josker..... 181	2002 Adrianna Baggetta..... 446	1999 Kim Pietro..... 83	1992 Dana Fulmer..... 12	1992 Dana Fulmer..... 12
2007 Ashton Payne..... 198	2003 Danielle Quinones..... 399	2000 Joyce McMillin..... 64	1993 Tiff Tootle..... 7	1993 Tiff Tootle..... 7
2008 Ashton Payne..... 158	2004 Ashley Smith..... 372	2001 Joyce McMillin..... 52	1994 Dana Fulmer..... 12	1994 Dana Fulmer..... 12
2009 Evan Childs..... 128	2005 Meghan Cornett..... 442	2002 Meghan Cornett..... 61	1995 Tina Plew..... 10	1995 Tina Plew..... 10
2010 Laura Mendes..... 155	2006 Becky Martinez..... 321	2003 Amber Curtis..... 58	1996 Tina Plew..... 9	1996 Tina Plew..... 9
2011 Samie Garcia..... 184	2007 McKenna Hughes..... 391	2004 Nancy Crane..... 57	1997 Tina Plew..... 8	1997 Tina Plew..... 8
2012 Samie Garcia..... 174	2008 Jill Semento..... 397	2005 Jessica Josker..... 70	1998 Kim Pietro..... 3	1998 Kim Pietro..... 3
2013 Samie Garcia..... 199	2009 Jill Semento..... 409	2006 Jessica Josker..... 49	1999 Kim Pietro, Joyce McMillin, Megan Matthews..... 5	1999 Kim Pietro, Joyce McMillin, Megan Matthews..... 5
2014 Ashlyn Masters..... 174	2010 Laura Mendes..... 384	2007 McKenna Hughes, Ashton Payne..... 61	2000 Jodi Fittro, Adrianna Baggetta..... 2	2000 Jodi Fittro, Adrianna Baggetta..... 2
2015 Alaynie Page..... 195	2011 Samie Garcia..... 403	2008 Ashton Payne..... 55	2001 Joyce McMillin..... 3	2001 Joyce McMillin..... 3
2016 Alaynie Page..... 197	2012 Lauren Lackey..... 436	2009 Laura Mendes..... 33	2002 Melissa Sandel..... 3	2002 Melissa Sandel..... 3
2017 Mackenzie Boesel..... 179	2013 Dana Hathorn..... 463	2010 Laura Mendes..... 55	2003 Kim Evans..... 3	2003 Kim Evans..... 3
2018 Mackenzie Boesel..... 203	2014 Ashlyn Masters..... 447	2011 Samie Garcia..... 61	2004 Nancy Crane..... 2	2004 Nancy Crane..... 2
2019 Mackenzie Boesel..... 117	2015 Alaynie Page..... 538	2012 Lauren Lackey..... 65	2005 Jessica Josker..... 3	2005 Jessica Josker..... 3
2020 Lauren Stewart..... 73	2016 Kaylea Snaer..... 440	2013 Samie Garcia..... 79	2006 Lisa Longo..... 2	2006 Lisa Longo..... 2
2021 Kassidy Krupit..... 156	2017 Mackenzie Boesel..... 441	2014 Ashlyn Masters..... 63	2007 Ashton Payne..... 5	2007 Ashton Payne..... 5
2022 Katie Prebble..... 171	2018 Mackenzie Boesel..... 440	2015 Alaynie Page..... 85	2008 Ashton Payne..... 6	2008 Ashton Payne..... 6
2023 Riley Blampied..... 174	2019 Jana Johns..... 500	2016 Kaylea Snaer..... 68	2009 Laura Mendes, Ashton Payne, Kristen Stubblefield..... 2	2009 Laura Mendes, Ashton Payne, Kristen Stubblefield..... 2
Batting Average	2020 Kenzi Maguire..... 512	2017 Mackenzie Boesel..... 61	2010 Laura Mendes..... 2	2010 Laura Mendes..... 2
1981 Linnea Saunders..... 400	2021 Kenzi Maguire..... 550	2018 Mackenzie Boesel..... 73	2011 Lauren Lackey..... 4	2011 Lauren Lackey..... 4
1982 Shirley Burton..... 360	2022 Jordan Fabian..... 471	2019 Mackenzie Boesel..... 64	2012 Lauren Lackey..... 5	2012 Lauren Lackey..... 5
1983 Lindi James..... 358	2023 Jen Cummings..... 497	2020 Lauren Stewart..... 23	2013 Samie Garcia..... 7	2013 Samie Garcia..... 7
1984 Lindi James..... 302	Runs	2021 Kenzi Maguire..... 64	2014 Ashlyn Masters, Codee Yeske..... 3	2014 Ashlyn Masters, Codee Yeske..... 3
1985 Shirley Burton..... 287	1982 Shirley Burton..... 20	2022 Riley Blampied..... 50	2015 Alaynie Page..... 7	2015 Alaynie Page..... 7
1986 Karen Sanchelli..... 324	1983 Pat Dufficy..... 26	2023 Riley Blampied..... 45	2016 Ansley Ard, Alaynie Page..... 3	2016 Ansley Ard, Alaynie Page..... 3
1987 Karen Sanchelli..... 403	1984 Lindi James..... 17	Doubles	2017 Mackenzie Boesel..... 3	2017 Mackenzie Boesel..... 3
1988 Karen Sanchelli..... 366	1985 Sonya Smith..... 32	1982 Pat Dufficy..... 7	2018 Mackenzie Boesel, Krystan White..... 3	2018 Mackenzie Boesel, Krystan White..... 3
1989 Tricia Popowski..... 354	1986 Dena Sikole..... 14	1983 Lindi James..... 6	2019 Jana Johns..... 2	2019 Jana Johns..... 2
1990 Michelle Delloso..... 340	1987 Kathleen Berdis..... 20	1984 Lisa DaCruz..... 5	Lauren Stewart..... 2	Lauren Stewart..... 2
1991 Tiff Tootle..... 416	1988 Tricia Popowski..... 41	1985 Cindy Long..... 5	2020 Jana Johns..... 3	2020 Jana Johns..... 3
1992 Tiff Tootle..... 494	1989 Tricia Popowski..... 46	1986 Marianne DiRupo, Karen Sanchelli..... 4	2021 Kenzi Maguire..... 3	2021 Kenzi Maguire..... 3
1993 Tiff Tootle..... 473	1990 Stacy Agee..... 47	1987 Karen Sanchelli..... 16	2022 Maddie Gallagher..... 4	2022 Maddie Gallagher..... 4
1994 Dana Fulmer..... 429	1991 Tricia Popowski..... 60	1988 Tricia Popowski..... 17	2023 Zoe Laneaux, Riley Blampied, Emma Sellers, Jen Cummings..... 2	2023 Zoe Laneaux, Riley Blampied, Emma Sellers, Jen Cummings..... 2
1995 Tina Plew..... 357	1992 Tiff Tootle..... 72*	1989 Tricia Popowski..... 10		
1996 Chanda Lee..... 398	1993 Tiff Tootle..... 69*	1990 Andrea Beall..... 11		
1997 Chanda Lee..... 354	1994 Christie Dammer..... 54	1991 Tricia Popowski..... 14		
1998 Kim Pietro..... 333	1995 Dana Fulmer..... 57	1992 Jana Zimmerman..... 11		
1999 Kim Pietro..... 419	1996 Chanda Lee..... 41	1993 Dana Fulmer..... 10		
2000 Jodi Fittro..... 307	1997 Chanda Lee..... 54	1994 Shani Cannon..... 16		
2001 Joyce McMillin..... 283	1998 Kim Pietro..... 37	1995 Tina Plew..... 21		
2002 Adrianna Baggetta..... 353	1999 Kim Pietro..... 42	1996 Sky Brown, Tina Plew..... 10		
2003 Danielle Quinones..... 318	2000 Joyce McMillin..... 36	1997 Kim Pietro..... 16		
2004 Nancy Crane..... 329	2001 Megan Donohoo, Joyce McMillin..... 28	1998 Kim Pietro..... 16		
2005 Meghan Cornett, Jessica Josker..... 363	2002 Meghan Cornett..... 38	1999 Kim Pietro..... 16		
2006 Jessica Josker..... 271	2003 Debralee Troesh, Amber Curtis..... 38	2000 Sondra Hall..... 15		
2007 McKenna Hughes..... 321	2004 Nancy Crane..... 30	2001 Megan Donohoo..... 10		
2008 Ashton Payne..... 348	2005 Jessica Josker..... 30	2002 Amber Curtis..... 12		
2009 Jill Semento..... 312	2006 Ashton Payne..... 29	2003 Danielle Quinones..... 17		
2010 Laura Mendes..... 355	2007 Adele Voigt..... 25	2004 Ashley Smith..... 12		
2011 Lauren Lackey..... 350	2008 Ashton Payne..... 23	2005 Meghan Cornett, McKenna Hughes..... 10		
2012 Lauren Lackey..... 401	2009 Evan Childs..... 17	2006 McKenna Hughes, Jessica Josker..... 11		
2013 Samie Garcia..... 397	2010 Laura Mendes..... 20	2007 McKenna Hughes..... 12		
2014 Ashlyn Masters..... 362	2011 Samie Garcia..... 31	2008 Ashton Payne..... 7		
2015 Alaynie Page..... 436	2012 Samie Garcia..... 41			
2016 Kaylea Snaer..... 374	2013 Samie Garcia..... 49			
2017 Mackenzie Boesel..... 341	2014 Ashlyn Masters..... 47			
2018 Mackenzie Boesel..... 360	2015 Alaynie Page..... 61			
	2016 Alaynie Page..... 44			

YEAR-BY-BY STATISTICAL LEADERS

Home Runs

1982	Lindi James	2
1983	Four with	1
1984	Lindi James	2
1985	Karen Sanchelli	4
1986	none	0
1987	Shannon Gregg	2
1988	Shannon Gregg	5
1989	Tricia Popowski	4
1990	Tricia Popowski	4
	Jana Zimmerman	
1991	Tricia Popowski	8
1992	Jana Zimmerman	6
1993	Dana Fulmer	5
1994	Shani Cannon	6
	Christie Dammer, Tina Plew	
1995	Dana Fulmer	6
1996	Tina Plew	4
1997	Carrie Lyons	5
1998	Kim Pietro	7
1999	Joyce McMillin	9
2000	Joyce McMillin	8
2001	Joyce McMillin	6
2002	Adrianna Baggetta	6
	Meghan Cornett, Amber Curtis	
	Samantha Jennings	
2003	Debralee Troesh	10
2004	Samantha Jennings	9
2005	McKenna Hughes	8
2006	McKenna Hughes	7
2007	McKenna Hughes	11
2008	Jill Semento	5
2009	Evan Childs	4
2010	Laura Mendes	3
2011	Kaitlin Westfall	5
2012	Evan Childs	11
2013	Chelsea Hawkins	8
2014	Sarah Mooney	12
2015	Alaynie Page	15
2016	Alaynie Page	9
2017	Mackenzie Boesel	10
2018	Alyssa VanDerveer	14
2019	Jana Johns	15
2020	Katie Prebble	6
2021	Mackenzie Boesel	6
	Kassidy Krupit, Jordan Fabian	
2022	Katie Prebble	14
2023	Jordan Fabian	10

Total Bases

1982	Shirley Burton	46
1983	Lindi James	55
1984	Lindi James	47
1985	Shirley Burton	55
1986	Karen Sanchelli	44
1987	Karen Sanchelli	81
1988	Tricia Popowski	123
1989	Tricia Popowski	106
1990	Tricia Popowski	117
1991	Tricia Popowski	146*
1992	Tiff Tootle	127
1993	Tiff Tootle	129
1994	Dana Fulmer	138
1995	Tina Plew	133
1996	Tina Plew	97
1997	Tina Plew	111
1998	Kim Pietro	102
1999	Kim Pietro	124
2000	Joyce McMillin	103
2001	Joyce McMillin	85
2002	Meghan Cornett	94
2003	Debralee Troesh	98
2004	Ashley Smith	72
2005	Jessica Josker	93
2006	McKenna Hughes	77
2007	McKenna Hughes	108
2008	Ashton Payne	74
2009	Laura Mendes	51
2010	Laura Mendes	82
2011	Samie Garcia	83
2012	Samie Garcia	97
2013	Samie Garcia	116
2014	Ashlyn Masters	112
2015	Alaynie Page	157
2016	Kaylea Snaer	113
2017	Mackenzie Boesel	107

2018	Mackenzie Boesel	121
2019	Jana Johns	114
2020	Jana Johns	42
2021	Mackenzie Boesel	98
2022	Katie Prebble	99
2023	Riley Blampied	83

Slugging Percentage

1982	Shirley Burton	460
1983	Lindi James	401
1984	Lindi James	443
1985	Karen Sanchelli	480
1986	Karen Sanchelli	396
1987	Karen Sanchelli	544
1988	Tricia Popowski	634
1989	Tricia Popowski	606
1990	Tricia Popowski	525
1991	Tricia Popowski	685
1992	Dana Fulmer	511
1993	Tiff Tootle	623
1994	Dana Fulmer	673
1995	Dana Fulmer	589
1996	Tina Plew	606
1997	Tina Plew	505
1998	Kim Pietro	576
1999	Kim Pietro	626
2000	Joyce McMillin	479
2001	Joyce McMillin	462
2002	Adrianna Baggetta	573
2003	Danielle Quinones	571
2004	Ashley Smith	518
2005	Meghan Cornett	515
2006	McKenna Hughes	438
2007	McKenna Hughes	568
2008	Jill Semento	487
2009	Jill Semento	469
2010	Laura Mendes	529
2011	Kaitlin Westfall	473
2012	Evan Childs	558
2013	Samie Garcia	583
2014	Ashlyn Masters	644
2015	Alaynie Page	805
2016	Kaylea Snaer	621
2017	Mackenzie Boesel	598
2018	Mackenzie Boesel	596
2019	Slugging percentage	765
2020	Jana Johns	667
2021	Mackenzie Boesel	636
2022	Katie Prebble	579
2023	Riley Blampied	477

Runs Batted In

1982	Debbie Rohr	23
1983	Debbie Rohr	15
1984	Lindi James	13
1985	Shirley Burton	22
1986	Terri Huggins	16
1987	Karen Sanchelli	25
1988	Shannon Gregg	41
1989	Marianne DiRupo	33
1990	Tricia Popowski	36
1991	Michelle Dellosa	39
	Tricia Popowski	
1992	Dana Fulmer	61*
1993	Dana Fulmer	56
1994	Dana Fulmer	53
1995	Carrie Lyons	41
1996	Tina Plew	43
1997	Tina Plew	54
1998	Kim Schultze	31
1999	Kim Pietro	40
2000	Joyce McMillin	35
2001	Joyce McMillin	34
2002	Meghan Cornett	38
2003	Debralee Troesh	38
2004	Ashley Smith	29
	McKenna Hughes	
2005	McKenna Hughes	36
2006	McKenna Hughes	29
2007	McKenna Hughes	38
2008	Jill Semento	18
2009	Jill Semento	24
2010	Laura Mendes	32
2011	Laura Mendes, Dana Hathorn	28
2012	Evan Childs	40
2013	Kristen Struett	43
2014	Kaylea Snaer	35

2015	Alaynie Page	45
2016	Alaynie Page, Kaylea Snaer	41
2017	Mackenzie Boesel	41
2018	Mackenzie Boesel	47
2019	Cayla Drotar	49
2020	Katie Prebble	25
2021	Kassidy Krupit	45
2022	Katie Prebble	42
2023	Riley Blampied	42

Walks

1982	Pat Dufficy	9
1983	Shirley Burton	9
	Debbie Rohr, Sonya Smith	
1984	Sonya Smith	16
1985	Sonya Smith	28
1986	Lisa DaCruz	23
1987	Lisa DaCruz	21
1988	Tricia Popowski	24
1989	Tricia Popowski	32
1990	Tricia Popowski	19
1991	Tricia Popowski	38
1992	Dawn Lantiere	28
1993	Toinette Reed	30
1994	Christie Dammer	17
1995	Dana Fulmer	40
1996	Carrie Lyons	23
1997	Sky Brown, Kim Pietro	18
1998	Joyce McMillin	22
1999	Kim Pietro	31
2000	Joyce McMillin	32
2001	Joyce McMillin	28
2002	Amber Curtis	28
2003	Danielle Quinones,	
	Amber Curtis	21
2004	Samantha Jennings	16
2005	Meghan Cornett	23
2006	Christie Hamilton	22
2007	McKenna Hughes	23
2008	Becky Martinez, Laura Mendes,	
	Jill Semento	14
2009	Jill Semento	14
2010	Evan Childs	15
2011	Laura Mendes	27
2012	Kaitlin Westfall	19
2013	Alaynie Page	26
2014	Kaylea Snaer	31
2015	Alaynie Page	35
2016	Alaynie Page	28
2017	Kaylea Snaer	33
2018	Mackenzie Boesel	25
2019	Mackenzie Boesel	33
2020	Kenzi Maguire	14
2021	Mackenzie Boesel	35
2022	Jordan Fabian	42
2023	Jen Cummings	38

Sacrifice Hits


1983	Sonya Smith	15
1984	Shirley Burton, Sonya Smith	7
1985	Chris Diemer	15
1986	Marianne DiRupo	9
1987	Lisa DaCruz	14
1988	Kathleen Berdis	12
1989	Stacy Agee	18
1990	Dawn Lantiere	14
1991	Michelle Dellosa	11
1992	Shani Cannon	11
1993	Tanya Evanina	6
1994	Shani Cannon	17
1995	Shani Cannon	8
1996	April Farr	12
1997	Chanda Lee	23
1998	Kim Schultze	11
1999	Kendra McCutcheon	15
2000	Kendra McCutcheon	19
2001	Jodi Fittro	12
2002	Kim Evans	11
2003	Jodi Fittro	14
2004	Nancy Crane	9
2005	Meghan Cornett	7
2006	Jessica Josker, Margaret Person,	6
	Whitney Wierzbicki	
2007	Lisa Longo	10
2008	Lindsay Walker	10
2009	Lauren Lackey	7
2010	Lauren Lackey	7

2011	Hannah Milks	10
2012	Lauren Lackey	9
2013	Samie Garcia	4
2014	Dana Hathorn	3
2015	Ansley Ard	6
2016	Alexis Mack	8
2017	Kamryn Watts, Lex Hull	3
2018	Jana Johns	6
2019	Cayla Drotar	5
2020	Kenzi Maguire	3
2021	Jordan Fabian	5
2022	Emma Sellers	7
2023	Giulia Desiderio,	
	Brooke Blankenship	6

Stolen Bases

1982	Melissa Coulter	9
1983	Pat Dufficy	11
1984	Lindi James	13
1985	Shirley Burton, Dena Sikole	7
1986	Lynn Krohn, Dena Sikole	6
1987	Sue Sproule	10
1988	Tricia Popowski	13
1989	Marianne DiRupo	15
1990	Stacy Agee	10
1991	Tiff Tootle	22
1992	Tiff Tootle	51
1993	Tiff Tootle	37
1994	Christie Dammer	19
1995	Dana Fulmer	26
1996	Chanda Lee	12
1997	Chanda Lee	32
1998	Megan Donohoo	6
1999	Kim Pietro	13
2000	Kendra McCutcheon	10
2001	Jodi Fittro	9
2002	Jodi Fittro, Kim Evans	3
2003	Nancy Crane	7
2004	Nancy Crane	15
2005	Lisa Longo	4
2006	Ashton Payne	15
2007	Ashton Payne	13
2008	Whitney Wierzbicki	5
2009	Evan Childs, Adele Voigt	3
2010	April Borchardt	5
2011	Hannah Milks	16
2012	Samie Garcia, Lauren Lackey	11
2013	Samie Garcia	18
2014	Ansley Ard	9
2015	Alaynie Page	13
2016	Alaynie Page	17
2017	Tiara Duffy	13
2018	Kamryn Watts, Kenzi Maguire	11
2019	Lauren Stewart	9
2020	Haley Simpson	7
2021	Aaliyah White	10
2022	Jordan Fabian	17
2023	Jordan Fabian	23

* - Led NCAA Division I



Kim Pietro appears 19 times in the career records listings, including top-10 marks in batting average, on-base and slugging percentages.

YEAR-BY-BY STATISTICAL LEADERS

Innings Pitched	
1983	Darlene Lowery.....219.0
1984	Robin Baxter.....147.0
1985	Darlene Lowery.....207.0
1986	Terri Huggins.....198.0
1987	Darlene Lowery.....194.2
1988	Gretchen Koenig.....269.0
1989	Charlene Manley.....206.0
1990	Angie Lear.....292.2
1991	Angie Lear.....262.0
1992	Darlene Gareis.....203.1
1993	Darlene Gareis.....203.1
1994	Darlene Gareis.....277.0
1995	Trinity Johnson.....251.2
1996	Trinity Johnson.....188.0
1997	Trinity Johnson.....242.1
1998	Sky Brown.....232.0
1999	Megan Matthews.....292.0
2000	Megan Matthews.....311.0
2001	Megan Matthews.....269.2
2002	Megan Matthews.....237.2
2003	Stacey Johnson.....170.0
2004	Stacey Johnson.....179.1
2005	Kate Pouliot.....112.1
2006	Christie Hamilton.....173.1
2007	Melissa Hendon.....265.1
2008	Melissa Hendon.....151.2
2009	Audrey Broyles.....144.0
2010	Ashley Chastain.....88.2
2011	Julie Sarratt.....103.2
2012	Katelynn Howser.....129.2
2013	Julie Sarratt.....131.1
2014	Nickie Blue.....173.1
2015	Nickie Blue.....203.2
2016	Nickie Blue.....211.0
2017	Nickie Blue.....154.0
2018	Cayla Drotar.....177.2
2019	Cayla Drotar.....130.2
2020	Karly Heath.....44.0
2021	Leah Powell.....91.1
2022	Leah Powell.....126.1
2023	Donnie Gobourne.....134.2

Earned Run Average (min. 70 IP)	
1983	Darlene Lowery.....0.10
1984	Cindy Long.....0.71
1985	Darlene Lowery.....0.57
1986	Terri Huggins.....1.06
1987	Darlene Lowery.....0.39
1988	Angie Lear.....0.41
1989	Charlene Manley.....0.88
1990	Angie Lear.....0.84
1991	Angie Lear.....1.23
1992	Charity Ballard.....0.78
1993	Darlene Gareis.....1.51
1994	Kim Sheridan.....1.05
1995	Trinity Johnson.....0.70
1996	Trinity Johnson.....0.93
1997	Trinity Johnson.....0.35*
1998	Sky Brown.....1.27
1999	Megan Matthews.....1.32
2000	Megan Matthews.....1.37
2001	Megan Matthews.....1.06
2002	Aleca Johnson.....1.39
2003	Stacey Johnson.....1.69
2004	Stacey Johnson.....1.20
2005	Melanie Henkes.....1.98
2006	Christie Hamilton.....2.18
2007	Kate Pouliot.....1.48
2008	Melissa Hendon.....1.98
2009	Audrey Broyles.....2.67
2010	April Borchardt.....4.76
2011	Audrey Broyles.....3.03
2012	Audrey Broyles.....3.48
2013	Julie Sarratt.....3.25
2014	Julie Sarratt.....2.79
2015	Nickie Blue.....1.86
2016	Nickie Blue.....2.45
2017	Nickie Blue.....2.59
2018	Kelsey Oh.....1.92
2019	Karly Heath.....2.48
2020	Kelsey Oh.....2.14
2021	Leah Powell.....2.76
2022	Bailey Betenbaugh.....3.98
2023	Donnie Gobourne.....2.24

Wins	
1983	Darlene Lowery.....23
1984	Cindy Long.....9
1985	Darlene Lowery.....24
1986	Terri Huggins.....13
1987	Darlene Lowery.....18
1988	Gretchen Koenig.....30
1989	Angie Lear.....25
1990	Angie Lear.....28
1991	Angie Lear.....31
1992	Darlene Gareis.....25
1993	Darlene Gareis.....21
1994	Darlene Gareis.....32
1995	Trinity Johnson.....27
1996	Trinity Johnson.....20
1997	Trinity Johnson.....34
1998	Sky Brown.....24
1999	Megan Matthews.....29
2000	Megan Matthews.....26
2001	Megan Matthews.....23
2002	Megan Matthews.....23
2003	Melanie Henkes.....19
2004	Stacey Johnson.....16
2005	Melanie Henkes.....10
2006	Christie Hamilton.....15
2007	Melissa Hendon.....20
2008	Melissa Hendon.....8
	Krystle Robinson.....
2009	Audrey Broyles.....10
2010	April Borchardt, Ashley Chastain.....4
2011	Julie Sarratt.....8
2012	Katelynn Howser.....8
2013	Julie Sarratt.....12
2014	Nickie Blue.....18
2015	Nickie Blue.....20
2016	Nickie Blue.....19
2017	Jessica Elliott.....16
2018	Cayla Drotar.....21
2019	Dixie Raley, Cayla Drotar.....12
2020	Karly Heath, Karsen Ochs.....5
2021	Leah Powell.....10
2022	Leah Powell.....7
2023	Donnie Gobourne.....14

Games Started	
1983	Darlene Lowery.....27
1984	Robin Baxter.....18
1985	Darlene Lowery.....27
1986	Terri Huggins.....25
1987	Darlene Lowery.....24
1988	Gretchen Koenig.....36
1989	Charlene Manley.....32
1990	Angie Lear.....38
1991	Angie Lear.....37
1992	Darlene Gareis.....26
1993	Darlene Gareis.....30
1994	Darlene Gareis.....40
1995	Trinity Johnson.....36
1996	Trinity Johnson.....27
1997	Trinity Johnson.....33
1998	Sky Brown.....30
1999	Megan Matthews.....34
2000	Megan Matthews.....41
2001	Megan Matthews.....37
2002	Megan Matthews.....38
2003	Stacey Johnson.....29
2004	Stacey Johnson.....29
2005	Kate Pouliot.....19
2006	Christie Hamilton.....24
2007	Melissa Hendon.....38
2008	Melissa Hendon.....23
2009	Audrey Broyles.....25
2010	Ashley Chastain.....22
2011	Audrey Broyles.....22
2012	Audrey Broyles.....19
2013	Audrey Broyles.....23
2014	Julie Sarratt.....32
2015	Julie Sarratt.....33
2016	Jessica Elliott.....36
2017	Nickie Blue.....24
2018	Cayla Drotar.....31
2019	Dixie Raley.....17
2020	Kelsey Oh.....6
	Karly Heath, Karsen Ochs.....
2021	Leah Powell, Kelsey Oh.....15
2022	Leah Powell.....23
2023	Rachel Vaughan.....14

Complete Games	
1983	Darlene Lowery.....26
1984	Robin Baxter.....18
1985	Darlene Lowery.....23
1986	Terri Huggins.....19
1987	Darlene Lowery.....20
1988	Gretchen Koenig.....32
1989	Charlene Manley.....24
1990	Angie Lear.....36
1991	Angie Lear.....31
1992	Darlene Gareis.....25
1993	Darlene Gareis.....25
1994	Darlene Gareis.....32
1995	Trinity Johnson.....25
1996	Trinity Johnson.....20
1997	Trinity Johnson.....32
1998	Sky Brown.....17
1999	Megan Matthews.....30
2000	Megan Matthews.....37
2001	Megan Matthews.....32
2002	Megan Matthews.....23
2003	Melanie Henkes.....14
2004	Stacey Johnson.....21
2005	Kate Pouliot.....10
2006	Christie Hamilton.....19
2007	Melissa Hendon.....31
2008	Melissa Hendon.....18
2009	Audrey Broyles.....9
2010	Kelsey Goodwin.....4
2011	Julie Sarratt.....6
2012	Audrey Broyles.....9
2013	Julie Sarratt.....9
2014	Nickie Blue.....10
2015	Julie Sarratt.....19
2016	Nickie Blue.....14
2017	Nickie Blue, Jessica Elliott.....7
2018	Cayla Drotar.....16
2019	Cayla Drotar.....15
2020	Karsen Ochs.....4
2021	Leah Powell, Kelsey Oh.....5
2022	Leah Powell.....8
2023	Donnie Gobourne.....7

Strikeouts	
1983	Darlene Lowery.....262
1984	Cindy Long.....53
1985	Darlene Lowery.....295
1986	Terri Huggins.....119
1987	Darlene Lowery.....264
1988	Gretchen Koenig.....223
1989	Angie Lear.....66
1990	Angie Lear.....123
1991	Angie Lear.....79
1992	Darlene Gareis.....103
1993	Kim Sheridan.....69
1994	Darlene Gareis.....113
1995	Trinity Johnson.....367*
1996	Trinity Johnson.....266
1997	Trinity Johnson.....399*
1998	Sky Brown.....93
1999	Megan Matthews.....313
2000	Megan Matthews.....237
2001	Megan Matthews.....317
2002	Megan Matthews.....223
2003	Stacey Johnson.....133
2004	Stacey Johnson.....135
2005	Melanie Henkes.....81
2006	Christie Hamilton.....186
2007	Melissa Hendon.....277
2008	Melissa Hendon.....145
2009	Audrey Broyles.....130
2010	Kelsey Goodwin.....55
2011	Julie Sarratt.....70
2012	Katelynn Howser.....91
2013	Julie Sarratt.....83
2014	Julie Sarratt.....140
2015	Nickie Blue.....165
2016	Nickie Blue.....129
2017	Jessica Elliott.....107
2018	Kelsey Oh.....135
2019	Dixie Raley.....103
2020	Kelsey Oh.....51
2021	Leah Powell.....53
2022	Bailey Betenbaugh.....71
2023	Donnie Gobourne.....202

Shutouts	
1983	Darlene Lowery.....18
1984	Cindy Long.....6
1985	Darlene Lowery.....14
1986	Terri Huggins.....8
1987	Darlene Lowery.....11
1988	Gretchen Koenig.....18
1989	Charlene Manley.....12
1990	Angie Lear.....16
1991	Angie Lear.....17
1992	Darlene Gareis.....12
1993	Darlene Gareis.....9
1994	Darlene Gareis.....6
1995	Trinity Johnson.....11
1996	Trinity Johnson.....9
1997	Trinity Johnson.....24
1998	Sky Brown.....4
1999	Megan Matthews.....9
2000	Megan Matthews.....6
2001	Megan Matthews.....17
2002	Megan Matthews.....11
2003	Melanie Henkes.....6
2004	Stacey Johnson.....6
2005	Melanie Henkes.....4
2006	Christie Hamilton.....3
2007	Melissa Hendon.....7
2008	Melissa Hendon.....5
2009	Audrey Broyles.....2
2010	Audrey Broyles.....2
2011	Julie Sarratt.....3
2012	Kierstyn White.....1
2013	Audrey Broyles.....3
2014	Julie Sarratt.....4
2015	Nickie Blue.....5
2016	Nickie Blue.....4
2017	Jessica Elliott.....5
2018	Dixie Raley, Cayla Drotar.....7
2019	Dixie Raley, Kelsey Oh.....2
2020	Karsen Ochs.....2
2021	Four.....1
2022	Leah Powell, Bailey Betenbaugh.....1
2023	Donnie Gobourne.....3

Saves	
1987	Darlene Lowery.....4
1988	Gretchen Koenig.....2
1989	None
1990	Angie Lear.....2
1991	None
1992	Darlene Gareis.....1
1993	Kim Sheridan.....1
1994	None
1995	Sky Brown, Kim Sheridan.....2
1996	Trinity Johnson.....1
1997	Trinity Johnson.....4
1998	Sky Brown, Nikki Beers.....2
1999	Megan Matthews.....9*
2000	Megan Matthews.....3
2001	Megan Matthews.....4
2002	Aleca Johnson.....6
2003	Aleca Johnson.....4
2004	Aleca Johnson.....3
2005	Aleca Johnson.....5
2006	Kate Pouliot.....3
2007	Melissa Hendon.....3
2008	Melissa Hendon.....4
2009	Audrey Broyles, Kierstyn White.....3
2010	Ashley Chastain, Kelsey Goodwin.....2
2011	April Borchardt, Julie Sarratt.....2
2012	Katelynn Howser.....3
2013	Katie Marks.....2
2014	Nickie Blue.....7*
2015	Nickie Blue.....4
2016	Nickie Blue.....6
2017	Nickie Blue.....5
2018	Dixie Raley.....2
2019	Cayla Drotar.....6
2020	Bailey Betenbaugh.....1
	Karsen Ochs.....
2021	Kelsey Oh.....1
2022	Rachel Vaughan, Karsen Ochs.....1
	Bailey Betenbaugh.....
2023	Donnie Gobourne.....6

* - Led NCAA Division I

YEAR-BY-YEAR STATISTICS

Team Year-by-Year Batting Statistics

Year	Avg	GP	AB	R	H	2B	3B	HR	RBI	TB	SLG%	BB	HBP	SO	GDP	OBP	SF	SH	SB	ATT	SB%
1982	.245	34	902	122	221	29	11	5	95	287	.318	47	10	80		.290			47	54	.870
1983	.239	41	1020	111	244	26	8	4	97	294	.288	59	4	110		.283		79	34	56	.607
1984	.184	31	798	80	147	20	7	2	65	187	.234	73	4	109		.256		35	25	27	.926
1985	.224	46	1130	158	253	30	12	9	101	334	.296	109	0	102		.292		82	36	40	.900
1986	.213	42	1102	101	235	24	2	0	85	263	.239	96	4	103		.279		62	25	30	.833
1987	.273	48	1324	170	361	57	8	4	138	446	.337	88	3	124		.319	0	77	47	57	.825
1988	.289	61	1709	299	494	76	33	14	257	678	.397	94	13	91		.328	16	68	43	51	.843
1989	.270	58	1522	220	411	56	20	7	194	528	.347	115	12	100	4	.325	6	76	41	48	.854
1990	.274	63	1778	256	487	50	24	10	198	615	.346	109	14	108	5	.321	2	75	35	37	.946
1991	.283	64	1751	266	495	51	22	13	207	629	.359	149	13	150	2	.343	4	65	58	66	.879
1992	.299	68	1912	329	571	72	29	13	253	740	.387	173	16	148	8	.361	2	68	79	83	.952
1993	.281	58	1657	276	465	47	22	13	199	595	.359	121	9	181	14	.332	6	29	57	44	.934
1994	.283	69	1828	327	517	77	42*	28	237	762	.417	115	24	239	15	.330	22	76	75	87	.862
1995	.272	74	1955	315	531	86	24	21	239	740	.379	149	17	247	15	.325	26	50	87	97	.897
1996	.312	51	1414	274	441	76	17	11	231	584	.413	111	13	148	3	.367	3	65	33	37	.892
1997	.296	68	1791	303	530	73	23	17	242	700	.391	112	10	191	4	.338	17	91	62	73	.849
1998	.266	57	1511	207	402	74	8	14	186	534	.353	127	11	197	5	.325	12	62	21	30	.700
1999	.252	70	1788	225	450	75	18	23	190	630	.352	118	12	278	2	.300	13	77	38	50	.760
2000	.263	69	1814	247	477	65	7	19	215	613	.338	155	19	213	6	.326	9	84	29	34	.854
2001	.228	61	1589	175	363	63	11	16	150	496	.312	131	23	234	4	.296	2	67	35	44	.795
2002	.276	66	1766	279	487	80	16	35	249	704	.399	146	15	282	1	.334	13	60	8	16	.500
2003	.265	61	1613	255	427	82	5	38	220	638	.396	140	22	276	0	.331	4	44	13	17	.765
2004	.241	52	1370	175	330	47	3	35	160	488	.356	94	17	327	0	.297	4	39	25	27	.926
2005	.257	57	1497	212	385	64	6	32	192	557	.372	133	20	333	13	.325	6	32	16	21	.762
2006	.231	58	1465	157	338	53	6	21	141	466	.318	105	9	331	6	.284	11	40	28	34	.824
2007	.232	64	1666	170	387	58	13	21	144	534	.321	118	24	356	5	.291	10	41	31	41	.756
2008	.230	47	1201	114	276	47	8	10	99	369	.307	83	25	285	5	.293	3	41	11	15	.733
2009	.219	45	1166	122	255	42	7	13	110	350	.300	94	32	245	3	.293	7	45	13	19	.684
2010	.216	51	1227	133	265	49	6	9	120	353	.288	101	24	306	3	.287	5	35	13	20	.650
2011	.267	56	1480	222	395	63	16	25	182	565	.382	137	37	230	3	.341	14	42	79	99	.798
2012	.289	55	1412	251	408	72	10	42	226	626	.443	137	39	249	9	.367	5	44	56	69	.812
2013	.301	59	1596	338	481	82	10	45	295	718	.450	164	60	247	10	.384	15	19	69	79	.873
2014	.280	58	1453	312	407	82	13	53	275	674	.464	210	46	238	11	.385	15	14	47	56	.839
2015	.294	60	1598	312	470	74	16	60	288	756	.473	204	58	291	13	.391	14	25	41	52	.788
2016	.292	61	1570	278	458	82	9	31	251	651	.415	171	85	223	4	.387	20	30	56	69	.812
2017	.278	59	1499	264	416	79	7	45	238	644	.430	163	52	232	19	.365	13	17	51	56	.911
2018	.272	66	1659	325	451	87	11	65	309	755	.455	166	86	294	3	.365	17	6	41	49	.837
2019	.306	57	1505	335	460	95	8	77	323	802	.533	200	70	244	1	.407	19	21	42	47	.894
2020	.299	23	586	131	175	30	7	26	122	297	.507	65	38	122	2	.401	4	11	22	25	.880
2021	.290	52	1338	270	388	65	9	35	240	576	.430	163	64	263	6	.389	16	14	40	47	.851
2022	.274	56	1148	281	397	65	11	38	255	598	.413	186	51	308	20	.373	13	14	62	74	.838
2023	.255	62	1445	302	368	78	9	42	263	590	.408	194	66	284	8	.366	11	29	123	150	820

Season Bests Bolded * - Led NCAA Division I

TEAM YEAR-BY-YEAR STATISTICS

Team Year-by-Year Batting Statistics (by Game Rates)

Year	GP	AB/G	R/G	H/G	2B/G	3B/G	HR/G	RBI/G	TB/G	BB/G	HBP/G	SO/G	GDP/G	SF/G	SH/G	SB/G	ATT/G
1982	34	26.53	3.59	6.50	0.85	0.32	0.15	2.79	8.44	1.38	0.29	2.35	-	-	-	1.38	1.59
1983	41	24.88	2.71	5.95	0.63	0.20	0.10	2.37	7.17	1.44	0.10	2.68	-	-	1.93	0.83	1.37
1984	31	25.74	2.58	4.74	0.65	0.23	0.06	2.10	6.03	2.35	0.13	3.52	-	-	1.13	0.81	0.87
1985	46	24.57	3.43	5.50	0.65	0.26	0.20	2.20	7.26	2.37	0.00	2.22	-	-	1.78	0.78	0.87
1986	42	26.24	2.40	5.60	0.57	0.05	0.00	2.02	6.26	2.29	0.10	2.45	-	-	1.48	0.60	0.71
1987	48	27.58	3.54	7.52	1.19	0.17	0.08	2.88	9.29	1.83	0.06	2.58	-	0.00	1.60	0.98	1.19
1988	61	28.02	4.90	8.10	1.25	0.54	0.23	4.21	11.11	1.54	0.21	1.49	-	0.26	1.11	0.70	0.84
1989	58	26.24	3.79	7.09	0.97	0.34	0.12	3.34	9.10	1.98	0.21	1.72	0.07	0.10	1.31	0.71	0.83
1990	63	28.22	4.06	7.73	0.79	0.38	0.16	3.14	9.76	1.73	0.22	1.71	0.08	0.03	1.19	0.56	0.59
1991	64	27.36	4.16	7.73	0.80	0.34	0.20	3.23	9.83	2.33	0.20	2.34	0.03	0.06	1.02	0.91	1.03
1992	68	28.12	4.84	8.40	1.06	0.43	0.19	3.72	10.88	2.54	0.24	2.18	0.12	0.03	1.00	1.16	1.22
1993	58	28.57	4.76	8.02	0.81	0.38	0.22	3.43	10.26	2.09	0.16	3.12	0.24	0.10	0.50	0.98	1.05
1994	69	26.49	4.74	7.49	1.12	0.61	0.41	3.43	11.04	1.67	0.35	3.46	0.22	0.32	1.10	1.09	1.26
1995	74	26.42	4.26	7.18	1.16	0.32	0.28	3.23	10.00	2.01	0.23	3.34	0.20	0.35	0.68	1.18	1.31
1996	51	27.73	5.37	8.65	1.49	0.33	0.22	4.53	11.45	2.18	0.25	2.90	0.06	0.06	1.27	0.65	0.73
1997	68	26.34	4.46	7.79	1.07	0.34	0.25	3.53	10.29	1.65	0.15	2.81	0.06	0.25	1.34	0.91	1.07
1998	57	26.51	3.63	7.05	1.30	0.14	0.25	3.26	9.37	2.23	0.19	3.46	0.09	0.21	1.09	0.37	0.53
1999	70	25.54	3.21	6.43	1.07	0.26	0.33	2.71	9.00	1.69	0.17	3.97	0.03	0.19	1.10	0.54	0.71
2000	69	26.32	3.58	6.91	0.94	0.10	0.28	3.10	8.88	2.25	0.28	3.09	0.09	0.14	1.17	0.42	0.51
2001	61	26.05	2.87	5.95	1.03	0.18	0.26	2.46	8.13	2.15	0.38	3.84	0.07	0.03	1.10	0.57	0.72
2002	66	26.76	4.23	7.38	1.21	0.24	0.53	3.77	10.67	2.21	0.23	4.27	0.02	0.20	0.91	0.12	0.24
2003	61	26.44	4.18	7.00	1.34	0.08	0.62	3.61	10.46	2.30	0.36	4.52	0.00	0.07	0.72	0.21	0.28
2004	52	26.35	3.37	6.35	0.90	0.06	0.67	3.08	9.38	1.81	0.33	6.29	0.00	0.08	0.75	0.48	0.52
2005	57	26.26	3.72	6.75	1.12	0.11	0.56	3.37	9.77	2.33	0.35	5.84	0.23	0.11	0.56	0.28	0.37
2006	58	25.26	2.71	5.83	0.91	0.10	0.36	2.43	8.03	1.81	0.16	5.71	0.10	0.19	0.69	0.48	0.59
2007	64	26.03	2.66	6.05	0.91	0.20	0.33	2.25	8.34	1.84	0.38	5.56	0.08	0.16	0.64	0.48	0.64
2008	47	25.55	2.43	5.87	1.00	0.17	0.21	2.11	7.85	1.77	0.53	6.06	0.11	0.06	0.87	0.23	0.32
2009	45	25.91	2.71	5.67	0.93	0.16	0.29	2.44	7.78	2.09	0.71	5.44	0.07	0.16	1.00	0.29	0.42
2010	51	24.06	2.61	5.20	0.96	0.12	0.18	2.35	6.92	1.98	0.47	6.00	0.06	0.10	0.69	0.25	0.39
2011	56	26.43	3.96	7.05	1.13	0.29	0.45	3.25	10.09	2.45	0.66	4.11	0.05	0.25	0.75	1.41	1.77
2012	55	25.67	4.56	7.42	1.31	0.18	0.76	4.11	11.38	2.49	0.71	4.53	0.16	0.09	0.80	1.02	1.25
2013	59	27.05	5.73	8.15	1.39	0.17	0.76	5.00	12.17	2.78	1.02	4.19	0.17	0.25	0.32	1.17	1.34
2014	58	25.05	5.38	7.02	1.41	0.22	0.91	4.74	11.62	3.62	0.79	4.10	0.19	0.26	0.24	0.81	0.97
2015	60	26.63	5.20	7.83	1.23	0.27	1.00	4.80	12.60	3.40	0.97	4.85	0.22	0.23	0.42	0.68	0.87
2016	61	25.74	4.56	7.51	1.34	0.15	0.51	4.11	10.67	2.80	1.39	3.66	0.07	0.33	0.49	0.92	1.13
2017	59	25.41	4.47	7.05	1.34	0.12	0.76	4.03	10.92	2.76	0.88	3.93	0.32	0.22	0.29	0.86	0.94
2018	66	25.13	4.92	6.83	1.32	0.17	0.98	4.68	11.44	2.52	1.30	4.45	0.05	0.09	0.09	0.62	0.74
2019	57	26.40	5.88	8.07	1.67	0.14	1.35	5.67	14.07	3.51	1.23	4.28	0.02	0.33	0.37	0.74	0.82
2020	23	25.48	5.70	7.61	1.30	0.30	1.13	5.30	12.91	2.83	1.65	5.30	0.09	0.17	0.48	0.96	1.09
2021	52	25.73	5.19	7.46	1.25	0.17	0.67	4.62	11.08	3.13	1.23	5.06	0.12	0.31	0.27	0.77	0.90
2022	56	25.86	5.02	7.09	1.16	0.20	0.68	4.55	10.68	3.32	0.91	5.50	0.36	0.23	0.25	1.11	1.32
2023	62	23.31	4.87	5.94	1.26	0.15	0.68	4.24	9.52	3.13	1.06	4.58	0.13	0.18	0.47	1.98	2.42

Season Bests Bolded

TEAM YEAR-BY-YEAR STATISTICS

Team Year-by-Year Pitching Statistics

Year	ERA	W	L	CG	SHO	SV	IP	AB	H	AVG	H/IP	R	ER	BB	BB/IP	SO	SO/IP	HR	WP	HBP
1983	0.49	30	10	38	20		301.0		142		3.50	43	21	48	1.12	296	6.88		6	2
1984	1.11	15	18	31	11		246.0		172		4.89	89	39	71	2.02	97	2.76		3	5
1985	0.78	34	10	34	19		333.0	1124	156	.140	3.28	54	37	61	1.28	375	7.88	2	9	2
1986	1.22	22	20	28	12		310.2	1084	181	.171	4.08	83	54	115	2.59	216	4.87	1	13	7
1987	0.57	34	14	35	22	4	344.0	1107	136	.119	2.77	38	28	100	2.03	393	8.00	0	23	12
1988	0.68	47	14	48	30	2	422.2	1439	210	.146	3.48	61	41	87	1.44	298	4.94	3	17	11
1989	1.16	46	12	47	21	0	405.2	1443	267	.185	4.61	81	67	60	1.04	129	2.23	4	6	7
1990	0.89	48	15	55	23	2	440.0	1630	307	.188	4.88	84	56	57	0.91	197	3.13	2	6	8
1991	1.24	49	13	49	28	0	430.0	1620	313	.201	5.10	97	76	64	1.04	157	2.56	0	2	2
1992	1.24	54	14	54	25	1	463.0	1737	389	.224	5.88	108	82	74	1.12	214	3.24	0	7	9
1993	1.65	36	21	43	16	1	390.2	1488	334	.224	5.98	144	92	74	1.33	147	2.63	10	7	15
1994	1.27	52	17	55	10	0	464.0	1802	374	.208	5.64	163	75	83	1.25	169	2.55	8	10	19
1995	1.11	53	21	42	17	6	506.0	1849	322	.174	4.45	129	80	108	1.49	536	7.42	10	17	16
1996	1.08	38	13	32	16	1	338.0	1208	212	.175	4.39	82	52	66	1.37	356	7.37	9	8	14
1997	0.54*	63	5	52	36	5	464.0	1597	211	.132	3.18	74	36	64	0.97	546	8.24	8	10	14
1998	1.72	36	21	24	5	5	395.1	1523	372	.244	6.59	154	97	74	1.31	178	3.15	8	17	21
1999	1.45	49	21	38	11	12	484.0	1739	335	.193	4.85	137	100	109	1.58	455	6.58	22	10	20
2000	1.77	41	28	48	15	3	470.1	1772	384	.217	5.72	174	119	106	1.58	342	5.09	25	24	32
2001	1.08	40	20	48	24	4	435.1	1579	279	.177	4.49	97	67	69	1.11	424	6.82	18	13	21
2002	1.61	46	20	35	14	7	451.1	1686	351	.208	5.44	145	104	113	1.75	395	6.13	12	24	30
2003	2.16	41	20	28	11	7	409.0	1535	347	.226	5.94	153	126	111	1.90	315	5.39	35	21	24
2004	1.64	28	24	33	8	4	353.1	1322	287	.217	5.69	123	83	82	1.62	276	5.47	20	16	11
2005	3.01	28	28	30	10	7	379.2	1483	386	.260	7.12	207	163	132	2.43	266	4.90	51	26	19
2006	2.20	28	30	34	8	7	385.1	1462	349	.239	6.34	174	121	126	2.29	382	6.94	26	22	30
2007	1.79	38	26	46	16	4	447.0	1639	334	.204	5.23	144	114	91	1.43	442	6.92	28	12	14
2008	2.24	21	26	25	8	6	315.1	1201	279	.232	6.19	138	101	103	2.29	292	6.48	12	38	24
2009	3.30	21	24	9	8	6	312.0	1225	343	.280	7.70	181	147	112	2.51	222	4.98	24	23	22
2010	4.97	11	40	11	2	4	314.1	1309	418	.319	9.31	296	223	166	3.70	195	4.34	42	33	24
2011	3.31	26	30	15	10	4	374.1	1140	365	.253	6.83	218	177	167	3.12	199	3.72	54	23	29
2012	4.41	23	32	23	1	3	342.2	1354	373	.275	7.62	258	216	222	4.54	171	3.49	58	32	26
2013	3.55	34	25	23	9	4	380.1	1484	383	.258	7.05	233	193	145	2.67	224	4.12	57	14	29
2014	3.16	36	22	19	15	11	371.2	1432	366	.256	6.31	224	168	174	3.00	276	4.76	28	30	36
2015	3.23	38	22	36	10	5	398.1	1531	375	.245	6.59	231	184	175	3.08	280	4.92	43	23	35
2016	2.82	38	23	20	12	8	396.2	1459	342	.234	6.04	198	160	214	3.78	255	4.50	23	33	44
2017	2.96	34	25	18	14	6	381.0	1459	364	.249	6.69	209	161	202	3.71	252	4.63	25	29	26
2018	2.10	49	17	35	17	3	433.1	1599	343	.215	5.12	149	130	144	2.15	303	4.52	29	17	24
2019	2.95	38	19	20	6	11	377.0	1442	340	.236	6.30	195	159	172	3.20	284	5.30	37	33	30
2020	2.67	17	6	13	5	2	152.1	555	106	.191	8.60	66	58	71	3.20	145	6.00	16	11	8
2021	3.75	26	26	15	5	1	328.2	1285	349	.272	7.44	215	176	176	3.75	171	3.65	40	32	27
2022	4.26	26	30	18	2	3	365.0	1452	382	.263	7.33	283	222	184	3.53	242	4.64	60	34	35
2023	2.74	40	22	9	13	8	395.2	1464	329	.225	5.83	178	155	170	3.01	383	6.78	28	31	28

Season Bests Bolded

* - Led NCAA Division I

TEAM YEAR-BY-YEAR STATISTICS

Team Year-by-Year Fielding Statistics

Year	C	PO	A	E	FLD%	DP	SBA	ATT	CSB	SB%	PB
1983	1189	836	297	56	.953						
1984	1101	705	324	72	.935						
1985	1273	973	262	38	.970		13	19	6	.684	
1986	1378	932	395	51	.963		22	32	10	.688	
1987	1366	1028	291	47	.966		20	38	18	.526	7
1988	1811	1260	481	70	.961		13	31	18	.419	5
1989	1916	1223	651	42	.978*	14	21	29	8	.724	0
1990	2053	1331	648	74	.964	8	23	26	3	.885	3
1991	2051	1306	670	75	.963	9	8	13	5	.615	5
1992	2060	1389	586	85	.959	10	29	39	10	.744	
1993	1741	1168	499	74	.958	10	18	41	23	.439	
1994	2193	1391	655	147	.933	19	31	52	21	.596	
1995	2199	1518	594	87	.960	17	41	51	10	.804	
1996	1443	1014	379	50	.965	14	28	44	16	.636	10
1997	1952	1392	478	82	.958	10	27	52	25	.519	18
1998	1817	1186	553	78	.957	16	35	40	5	.875	18
1999	1995	1451	485	59	.970	13	33	55	22	.600	7
2000	2004	1409	504	91	.955	15	33	51	18	.647	8
2001	1805	1306	430	69	.962	10	34	49	15	.694	9
2002	1938	1354	514	70	.964	11	42	58	16	.724	17
2003	1915	1227	623	65	.966	21	31	52	21	.596	11
2004	1587	1060	466	64	.962	19	36	52	16	.692	12
2005	1637	1139	433	65	.960	20	41	57	16	.719	12
2006	1710	1156	471	83	.951	12	40	60	20	.667	7
2007	1870	1341	481	48	.974	21	50	57	7	.877	9
2008	1399	946	387	66	.953	9	64	71	7	.901	9
2009	1346	936	364	46	.966	22	50	65	15	.769	4
2010	1415	943	384	88	.938	22	76	95	19	.800	2
2011	1648	1123	465	60	.964	26	32	47	15	.681	3
2012	1456	1028	368	60	.959	11	38	50	12	.760	7
2013	1637	1141	432	64	.961	24	43	55	12	.782	7
2014	1618	1115	441	62	.962	22	44	59	15	.746	8
2015	1748	1195	488	65	.963	24	31	41	10	.756	6
2016	1721	1190	482	49	.972	27	58	71	13	.817	7
2017	1703	1143	500	60	.965	25	63	73	10	.863	12
2018	1805	1300	467	38	.979	31	41	48	7	.854	11
2019	1592	1130	397	65	.959	21	26	37	11	.703	11
2020	608	457	136	15	.975	3	12	17	5	.706	11
2021	1425	986	394	45	.968	22	34	43	9	.791	10
2022	1582	1095	410	77	.951	29	39	52	13	.750	8
2023	1590	1187	368	35	.978	19	39	49	10	.796	6

Season Bests Bolded

* - Led NCAA Division I

SOUTH CAROLINA'S WINNINGEST COACH

NFCA Hall of Fame Member Joyce Compton

A legendary figure in the softball world, Joyce Compton retired following the 2010 season after 24 years at the University of South Carolina, while helping take the program to the Women's College World Series twice and to NCAA tournaments on 13 occasions.

Inducted into the National Fastpitch Coaches Association Hall of Fame in 2002, Compton was instrumental in the Southeastern Conference adopting softball as a sport in the mid 1990's. Once established, Compton's teams won four Eastern Division titles, two SEC Tournament trophies and the 1997 SEC Championship, the first season of the league's existence. Her record at South Carolina closed at 951-486-4 (.661), the winningest coach in South Carolina Athletics history.

Under her guidance, 11 Gamecocks earned a total of 21 All-America plaques, 28 earned 62 All-Region honors, while 12 garnered 15 All-SEC honors over the first 14 years of conference play. One player won the Honda Award, which goes to the most outstanding player in softball. Twice, Compton coached the SEC Player of the Year, while she mentored the SEC Female Athlete of the Year once.

The matriarch of SEC softball, Compton twice was named the SEC Coach of the Year, while she earned five Region Coach of the Year awards at South Carolina. Her teams performed well in the classroom as well, with 142 SEC Academic Honor Roll selections coming since 1997.

With an NCAA Division I record of 1,066-563-4, Compton ranked 10th among all NCAA softball coaches regardless of division and ninth in Division I history when she retired. In four years at Missouri, she went to the Women's College World Series once while claiming the Tigers' first Big 8 title.

Four times, her teams won an NCAA regional, three of those during her tenure at South Carolina.

"I have been fortunate to have had the pleasure to coach so many great players but more importantly great people in my 24 years as a Gamecock," Compton said. "My success is only because of these players, and I want to thank them. I take with me many great memories, and I will always treasure the friends that I have made not just here but throughout the softball community."

A New Jersey native, Compton began her coaching career at Mattatuck Community College, going 93-19 in seven seasons there. She earned coach of the year accolades five times. In 35 years as a head coach, Compton compiled a record of 1,159-582-3.

"Joyce has been a staple in the South Carolina Athletics Department for nearly a quarter of a century," South Carolina Director of Athletics Eric Hyman said. "A Hall of Fame coach, her career numbers speak for themselves. One of the top 10 coaches in the history of college softball and the winningest coach this school has ever known, Joyce is well-known and highly respected by her peers and throughout the softball circuit. We wish her the all the best in her retirement."

Some national marks her players have set still stand today. Tricia Popowski set the NCAA Division I record for triples in her career at Carolina under Compton, while Trinity Johnson holds the nation's record with 12 consecutive shutouts. The longest winning streak for a team in NCAA Division I history was set by her 1997 squad, who won a then-record 38 straight games during that magical season.

What Others Had to Say about Compton:

"Joyce Compton has been one of the leaders in our sport for the past 30 years. For me personally, I've known her and worked with her for a number of years. She has been a big influence on me with the way I coach and the way I run our program. It's sad to see a day like today come, but she has had a wonderful career and has been great for the game of softball, especially softball in the SEC. She will definitely be missed." - Jay Miller, former HC of USWNT.

"Joyce Compton has had a long and distinguished legacy in our sport. We should all be cognizant of her contribution as a player and a coach to the game of softball. A pioneer of the game, no one should forget how she fought to keep South Carolina softball when other schools were dropping the sport. She has been my longest and dearest friend in the coaching profession. Our sport and I will miss seeing Joyce at the ballpark." - Yvette Girouard, former LSU head coach

"Not only has Coach Compton had a major impact on SEC softball, she has also been such a big influence in my life. Coach has played a major role in shaping the type of person, player and coach that I am today. Not only was she able to pull the best out of me on the field, but she also taught me the value of hard work, perseverance and discipline. Those are lessons that stay with me every day. I am honored to have played for her at South Carolina. She will be greatly missed in the softball community." - Megan Matthews Buning, former South Carolina All-American

"Joyce gave SEC softball instant credibility when the league started playing back in 1997. It would have been a much tougher beginning without her in the league. She brought a powerhouse team to an eventual powerhouse league, and all of us now are very grateful to her and her great career. Joyce has been a very good friend and mentor during my 12 years at Bama, and I will certainly miss her." - Patrick Murphy, Alabama head coach



On December 6, 2002, South Carolina head coach Joyce Compton was inducted into the National Fastpitch Coaches Association Hall of Fame. Compton became the NFCA's 27th inductee into the Hall of Fame. Also inducted in 2002 alongside Compton were international coaching great Linda Wells, USA Olympic Coach and University of Arizona head coach Mike Candrea and Director of National Fastpitch Coaches College Sharon Drysdale.

All-Americans Under Compton

- 1983 Karen Sweet
Teresa Wilson
- 1986 Kris Schmidt
- 1987 Karen Sanchelli
- 1988 Gretchen Koenig
Karen Sanchelli
- 1989 Michelle Dellosa
Tricia Popowski
- 1990 Michelle Dellosa
Tricia Popowski
- 1991 Michelle Dellosa
Tricia Popowski
Tiff Tootle
- 1992 Tiff Tootle
- 1993 Tiff Tootle
- 1995 Dana Fulmer
Trinity Johnson
Tina Plew
- 1996 Trinity Johnson
Chanda Lee
- 1997 Trinity Johnson
Tina Plew
- 1999 Kim Pietro
Megan Matthews

*1983-86 at Missouri



Compton's Awards

2022 University of South Carolina Hall of Fame Inductee

2002 NFCA Hall Of Fame Inductee

Two-Time South Region Coach of the Year
1987, 1989

Three-Time Southeast Region Coach of the Year
1994, 1995, 1997

Two-Time SEC Coach of the Year
1997, 2002

SOFTBALL IN SC ATHLETICS HALL OF FAME

Trinity Johnson

2004 SC Hall of Fame Inductee

The three-time National Fastpitch Coaches Association (NFCA) All-American capped off her stellar career at South Carolina by being named the Softball National Player of the Year when she was awarded the 1996-97 Honda Award for softball. Johnson became the school's first Honda Award winner in any sport.

On Sept. 24, 2004, Johnson was inducted into the University of South Carolina Hall of Fame along with former SC standouts Mac White (baseball), Tom Owens (basketball), Brandon Bennett (football), Ray Avant (boxing), Shannon Johnson (women's basketball, Olympic medalist) and J.R. Wilburn (football & track) as well as former baseball coach Bobby Richardson.



Johnson was South Carolina's first Honda Award winner in any sport.

- One of 10 finalists for the James E. Sullivan Award (given to the top amateur athlete in the U.S.)
- United States Olympic Committee (USOC) Softball Player of the Year
- SEC Female Athlete of the Year
- Major League Players Alumni Association Fastpitch Pitcher of the Year
- SEC Player of the Year (unanimous choice)
- First-team All-SEC
- SEC Tournament Most Valuable Player
- First-team NFCA All-America
- First-team All-Southeast Region
- NCAA No. 2 Regional Most Outstanding Player
- Two-time NFCA Player of the Week
- Three-time SEC Pitcher of the Week
- Featured in Sports Illustrated "Faces in the Crowd" in the April 28, 1997 issue




Johnson, alongside fellow inductees Bobby Richardson, Mac White (left) and Ray Avant (right), after the 2004 induction ceremony.

Tiffany "Tiff" Tootle

2006 SC Hall of Fame Inductee

A three-time All-American, Tiff Tootle remains one of the greatest players to ever go through the Gamecock program. A letterwinner from 1990-93, Tootle finished her career with the Gamecocks as the NCAA's all-time leader in hits (351) and runs scored (207). In 1992, she set the single-season national record for hits (123) and runs scored (72) in a season. In addition to career hits, Tootle is still Carolina's all-time career hitting leader with a .432 average and stolen bases with 114.

In September 2006, Tootle was inducted into the University of South Carolina Hall of Fame with fellow Gamecock greats Bob Crombie (track and field), Tim Lewis (baseball), B.J. McKie (men's basketball), Willie Scott (football), Steve Taneyhill (football) and Terrance Trammell (track and field). She is the second softball player to be inducted into the Hall and the seventh woman.



Tiff Tootle was a three-time All-American, one of four in school history.

- Three-time All-American
- South Carolina's all-time leader in hits, batting average and runs
- Also holds school record for stolen bases and runs
- Led the nation in hits and runs scored in 1992 and 1993
- Still ranks among the NCAA leaders in career batting average, runs, hits and stolen bases
- Ranks third in career at-bats for SC



Tootle with her plaque on induction night in 2006.

SOFTBALL IN SC ATHLETICS HALL OF FAME

Megan Matthews

2013 SC Hall of Fame Inductee

Megan Matthews Buning owns five Gamecock career records and five other single-season marks from her four years in the Garnet and Black. From Greer, S.C., Matthews led South Carolina to four NCAA Tournament appearances, two straight SEC Tournament Championship Game showings and the 2000 SEC Tournament title. A four-time NFCA All-Region selection and 1999 NFCA All-American, Matthews garnered two All-SEC nods, two SEC All-Tournament team awards and the 2000 SEC Tournament MVP award.

On Sept. 12, 2013, Matthews was inducted into the University of South Carolina Hall of Fame along with former SC standouts Drew Meyer (baseball), Charmaine Howell (women's track, Olympic medalist), Max Runager (football), Dave DeCamilla (football), Chris Boyle (baseball) and Jake Bodkin (football) alongside former women's tennis coach Arlo Elkins.



- 1999 NFCA All-American
- South Carolina's all-time leader in innings pitched, appearances, games started, complete games and strikeouts
- Led the nation in saves in 2000
- Tied for 2nd in NCAA Division I history with 194 appearances
- Still ranks among the NCAA leaders in career innings pitched, games started and saves
- Her 2000 season still leads the way in South Carolina history in innings pitched, starts and complete games
- Led team to:
 - Four-consecutive NCAA Regional appearances
 - Two SEC Tournament Championship Games
 - 2000 SEC Tournament title



Megan Matthews joined the SC Hall of Fame in 2013.

The last NFCA All-American under Joyce Compton, Matthews led South Carolina to four NCAA Tournament appearances.

Darlene Lowery

2014 SC Hall of Fame Inductee

Darlene Lowery, the first pitcher to earn All-America honors as a Gamecock, pitched the Gamecocks to their first NCAA Women's College World Series in 1983. Winning letters in four years, Lowery finished her career in the Garnet and Black with a career ERA of 0.38, still 10th in NCAA Division I history. She led the team three times in innings pitched, wins, ERA, stats, complete games, strikeouts, strikeouts per 7 innings, strikeout-to-walk ratio and shutouts. Her 1983 ERA of 0.10 is a Gamecock single-season record that will never be touched.

On Sept. 4, 2014, Lowery joined six others in the University of South Carolina Hall of Fame Class of 2014: Landon Powell (baseball), Mike Dunleavy (men's basketball), Jennie Ondo Lloyd (women's soccer), Seth Rose (men's tennis), Zola Davis (football) and Charles Arndt (men's soccer).



- Two-time All-American
- South Carolina's all-time leader in ERA, fewest hits per 7 innings and WHIP
- Holds the lowest single-season ERA (0.10 in 1983) in SC history, the fourth-best in NCAA DI history
- Led the nation with 9.49 strikeouts per 7 innings in 1987
- Still ranks among the NCAA leaders in career ERA
- Tossed nine no-hitters and one perfect game
- Her 29 10 strikeout games stand second in SC annals



Former teammate Cindy Long accepted the honor on behalf of Lowery in 2014.

Darlene Lowery earned All-America accolades twice for her work in the circle for the Gamecocks.

SOFTBALL IN SC ATHLETICS HALL OF FAME

Karen Sanchelli

2015 SC Hall of Fame Inductee

Two-time first-team National Fastpitch Coaches Association (NFCA) All-American Karen Sanchelli remains among the best to ever don the Garnet and Black, as she was the first of three Gamecocks to earn first-team All-America accolades twice in her career in 1986 and 1987 as a catcher. A three-time all-region selection, Sanchelli led the Gamecocks in batting average, hits and slugging percentage each year from 1985-87.

On Sept. 9, 2015, Sanchelli was inducted into the University of South Carolina Hall of Fame along with former SC standouts Miki Barber (women's track), Mark Berson (men's soccer), Sheldon Brown (football), Devan Downey (men's basketball), David Marchbanks (baseball), Kenny McKinley (football) and Greg Ward (baseball).



Sanchelli was South Carolina's first two-time first-team NSCA All-American in softball.

- Became the first Gamecock with a career .350 batting average and .400 on-base percentage on record
- Averaged over a hit per game
- Also the first Gamecock with a career slugging percentage over .500
- Three-time NSCA All-South Region
- Two-time first-team NSCA All-American
- Led the team in batting average, hits and slugging percentage each season from 1985-87



Sanchelli's plaque for her 2015 induction

Tricia Popowski

2017 SC Hall of Fame Inductee

Tricia Popowski garnered NSCA All-America recognition in each of her final three seasons, including first-team honors in both 1989 and 1991 as an outfielder. She logged 279 base hits during her illustrious career, including an NCAA record 51 triples. She led the team in on-base percentage, triples, walks, and slugging percentage in each of her four seasons. She was the second-hardest Carolina player to strike out in school history with just one strikeout every 23.7 at-bats.

On Sept. 21, 2017, Popowski was inducted into the University of South Carolina Hall of Fame along with former SC standouts Jennifer (Van Assen) Brunelli (women's swimming), Bill Currier (football), Larry Davis (men's basketball), Randy Martz (baseball), Jamar Nesbit (football), and Eric Norwood (football), along with former football player and South Carolina Board of Trustees member Chuck Allen.



Popowski still holds the NCAA Division I record for career triples

- Set an NCAA Division I record for career triples with 51, 13 more than anyone else
- Set the NCAA Division record for triples in a season two different times
 - 13 triples in 1989
 - 15 triples in 1991
- Three-time NSCA All-American 1989, 1990, 1991
 - One of only three Gamecocks to earn three
- Two-time first-team NSCA All-American 1989, 1991
- Leads South Carolina in triples, slugging percentage and walks.



Popowski with her plaque and awards during the 2017 induction

SOFTBALL IN SC ATHLETICS HALL OF FAME

Joyce Compton

2022 SC Hall of Fame Inductee

Compton retired after 24 years at South Carolina with a 951-486-4 mark, making her the winningest coach in school history. Her overall record of 1,066-563-4, ranked 10th in wins among all NCAA softball coaches regardless of division and ninth in Division I history at the time of her retirement. Took the program to the NCAA Tournament 13 times including two trips to the Women's College World Series. She was a five-time Region Coach of the Year and was inducted into the National Fastpitch Coaches Association Hall of Fame in 2002. Her jersey was retired at Carolina in 2022.

On Oct. 27, 2022, Compton was inducted into the University of South Carolina Hall of Fame along with former SC standouts Laura Bernstein Kassirer (women's tennis), LaShinda Demus (women's track & field), Otukile Lekote (men's track & field), Blakely Mattern (women's soccer), Corey Miler (football), Del Wilkes (football), and Matt Price (baseball).



Joyce Compton was the winningest coach in South Carolina athletics history

- 2002 NFCA Hall Of Fame Inductee
- Two-Time South Region Coach of the Year 1987, 1989
- Three-Time Southeast Region Coach of the Year 1994, 1995, 1997
- Two-Time SEC Coach of the Year 1997, 2002
- Winningest coach in program history
- 951-486-4 all-time record
- Her 951 wins ranked 9th in Division I history when she retired
- 13 NCAA Tournaments
- Two Women's College World Series 1989, 1997
- Two SEC Tournament Titles 1997, 2000
- Four SEC Eastern Division Titles 1997, 1999, 2001, 2002
- 1997 SEC Championship
- Coached 21 All-Americans
- Coaches two SEC Players of the Year 1997, 1999
- Coached the 1997 Honda Award winner
- Coached the 1997 SEC Female Athlete of the Year



Compton with athletic director Rayn Tanner and Association of Letterman President Stephen Sheppard

Kim Pietro

2023 SC Hall of Fame Inductee

Pietro was a four-year letterwinner for the Gamecock softball team. She was a three-time NFCA All-Region First Team selection and a three-time All-SEC First Team honoree. She led the Gamecocks to three NCAA Regional appearances in four years, including a berth in the 1997 Women's College World Series. Her best season came in 1999 when she was named the SEC Softball Player of the Year and earned first-team NFCA All-America and CoSIDA Academic All-America honors after leading the team in batting average (.419), hits (83), runs (42) and doubles (16). Pietro still ranks in the school's all-time top-10 list in numerous categories, including batting average (.346), hits (227), runs (135), doubles (55), triples (12) and total bases (348). In addition, she was a two-time CoSIDA Academic All-District selection and a three-time SEC Academic Honor Roll member.

On Oct. 12, 2023, Pietro joined seven others in the University of South Carolina Hall of Fame Class of 2023: Allison Brennan (swimming & diving), Ernest Dye (football), Eric Ecker (men's golf), Shaun Gortman (women's basketball), Wallie Jones (baseball), Chris Mayotte (men's tennis), and Demetria Washington (women's track & field).



Kim Pietro was named SEC Player of the Year in 1999

- All-American in 1999
- 1999 SEC Player of the Year
- The first player in program history named CoSIDA Academic All-America First Team
- Three-time All-SEC and All-Region First Team selection
- 1999 NFCA First-Team All-America
- Three-time NFCA First-Team All-Region (1997-99)
- 1999 SEC Softball Player of the Year
- Three-time First-Team All-SEC (1997-99)
- 1999 CoSIDA First-Team Academic All-America, the first in program history
- Two-time CoSIDA First-Team Academic All-District (1998-99)
- Three-time SEC Academic Honor Roll (1997-99)
- Holds the single-season record for outfield assists
- Ranks among the top-10 for her career in 11 different offensive categories

SOFTBALL IN THE HALL OF FAME

Pat Dufficy

2005 ASA/USA Softball National Hall of Fame Inductee

Pat Dufficy earned induction into the ASA/USA Softball National Hall of Fame in 2005 after a 19-year career with the Raybestos Brakettes of Stratford, Conn. She set six career Brakette records, including games played (1,112), runs scored (788), hits (1,177), triples (80), home runs (91) and RBI (752). She hit .347 in her career, earning ASA All-America honors 11 times at three different positions, five of those selections to the first team.

She was the 1983 MVP of the ASA Women's Major Fast Pitch National Championship and helped her team to 10 crowns. Twice, she played on the USA Pan American Team (1979 and 1983) while participating in three ISF World Championships (1978, 1986 and 1994). At South Carolina, she was a two-time All-American and led the team in various offensive categories, including stolen bases in 1983.



Pat Dufficy from her Gamecock playing days, where she was a two-time All-American.

SOUTH CAROLINA'S ALL-AMERICANS



Pat Dufficy

1982 1st Team Converse & NSCA • Utility

1983 2nd Team NSCA • Outfield

Pat Dufficy earned All-America honors in 1982 and 1983. Although an excellent outfielder for the Gamecocks, Dufficy made her mark at the plate. During the 1983 season, she led the team in home runs, triples, runs scored and stolen bases. During her two seasons at South Carolina, the Gamecocks posted a 55-19 record.



Lindi James

1983 1st Team NSCA • Outfield

1984 2nd Team NSCA • Outfield

Lindi James earned NSCA All-America honors in 1983 and 1984. James was an excellent outfielder for the Gamecocks and an even better offensive player. She led the team in batting average, at bats, hits and slugging percentage for two-consecutive seasons.



Darlene Lowery

1983 1st Team NSCA • Pitcher

1985 2nd Team NSCA • Pitcher

Considered by many to be the best pitcher in the history of Gamecock softball, she earned All-America status in 1983 and 1985. She pitched nine career no-hitters, and the highlight of her career was a perfect game in 1987 against East Carolina. Lowery holds the lowest earned run average in South Carolina history with a 0.38 mark.



Karen Sanchelli

1987 1st Team NSCA • Catcher

1988 1st Team NSCA • Catcher

Four-time letterwinner for South Carolina, Sanchelli graduated from South Carolina in 1988. She earned All-America honors in 1987 and 1988. A powerful hitter, she led South Carolina three-consecutive seasons in batting average, hits and slugging percentage.



Gretchen Koenig

1988 2nd Team NSCA • Pitcher

Koenig earned All-America honors in 1988 when she posted 30 wins for the Gamecocks. She ranks fifth on the all-time career strikeout list with 469. She led South Carolina in five categories, including complete games, strikeouts, wins, innings pitched and shutouts. She finished her career with four no-hitters, including three during the 1988 season.



Michelle Delloso

1989 1st Team NSCA • Second Base

1990 1st Team NSCA • Utility

1991 2nd Team NSCA • Second Base

Delloso amassed 251 hits during her career to go with a cumulative batting average of .320, 118 runs, 22 doubles, 12 triples and 121 runs batted in. During her four-year career, the Gamecocks compiled a 193-53 record.



Tricia Popowski

1989 1st Team NSCA • Outfield

1990 2nd Team NSCA • Outfield

1991 1st Team NSCA • Outfield

Popowski, one of only three Gamecocks to earn All-American status three times (1989-91), holds the NCAA Division I record for triples in a career. She leads South Carolina in triples, slugging percentage and walks.



Tiff Tootle

1991 2nd Team NSCA • Shortstop

1992 1st Team NFCA • Shortstop

1993 3rd Team NFCA • Shortstop

Tootle concluded her career as the NCAA's all-time leader in hits (351) and runs scored (207). In 1992, Tootle set all-time national records in hits (123) and runs scored (72). She is arguably the greatest player in Gamecock history.

SOUTH CAROLINA'S ALL-AMERICANS



Dana Fulmer
1995 2nd Team NFCA • Outfield

Fulmer, a 1995 graduate, is considered one of the top all-time power hitters for South Carolina, holding the school record for both RBI (199) and games played (268). Fulmer is also in the Carolina top five for batting average (2nd, .368), hits (2nd, 304), at bats (2nd, 826), home runs (T-4th, 18), runs (4th, 186), doubles (5th, 49), triples (3rd, 36) and walks (3rd, 91).



Trinity Johnson
1995 3rd Team NFCA • Pitcher
1996 2nd Team NFCA • Pitcher
1997 1st Team NFCA • Pitcher

The 1997 Honda Award winner for softball earned the first SEC Player of the Year award (by unanimous selection), SEC Tournament MVP and NCAA Regional Most Outstanding Player honors to her many accolades her senior year.



Tina Plew
1995 3rd Team NFCA • At-Large
1997 2nd Team NFCA • Utility

One of Carolina's best hitters ever, Plew still stands as Carolina's all-time leader in at bats (838) and doubles (57) and ranks in the top five in batting average, games played, hits, runs, triples, RBI, and stolen bases. Her 36 career triples ranks third all-time in NCAA Division I history.



Chanda Lee
1996 2nd Team NFCA • Outfield

Lee, the team's leadoff hitter, led the team in batting average (.398), hits (68), runs (41) and stolen bases (12), while helping lead Carolina to its third straight NCAA Regional appearance in 1996. She only committed one error in 47 chances from her rightfield position. Lee is second on the stolen bases chart (74) and seventh on the batting average list (.347).



Kim Pietro
1999 1st Team NFCA • Outfield

Pietro, a centerfielder, led the team in batting average (.419), hits (83), runs (42) and doubles (16) while leading the Gamecocks to their third NCAA Regional appearance in four years in 1999. Pietro was also named SEC Player of the Year as well as being named a GTE Academic All-American. Pietro ranks sixth on the all-time batting average list at .348.



Megan Matthews
1999 3rd Team NFCA • Pitcher

Matthews became only the second freshman to earn All-America honors and the first since Darlene Lowery in 1983. Matthews ended 1999 leading the nation in saves (9) and leading the SEC in strikeouts (313) and wins (29). Matthews also earned first-team All-Southeast Region and second-team All-SEC honors in 1999. She holds Carolina's career record in appearances (194), innings pitched (1110.1), strikeouts (1,090) and complete games (122).



Alaynie Page
2015 1st Team NFCA • Outfield (At-Large)

The Gamecocks' left fielder in all 60 games, Page set five single-season records (on-base and slugging percentages, home runs, home runs per game and total bases) and posted 17 marks in the top 15 in a single season in Gamecock history. She earned first-team All-SEC accolades and ranked in the top 40 nationally in batting average, on-base and slugging percentage.



Mackenzie Boesel
2021 3rd Team NFCA • Second Base (At-Large)

The second baseman capped her career hitting .416 in 52 games. She posted 47 runs with 64 hits, 16 of which were doubles. She showed off her power with six home runs on her way to 37 RBIs. She drew 35 walks and three hit by pitches to earn a .528 on-base percentage. She finished the season a perfect 8-for-8 on stolen bases. In the South Carolina record book, Boesel finished with the most career walks, home runs, doubles, tied for the best on-base percentage and had the most assists as a second baseman.

SOUTH CAROLINA'S HONORS AND AWARDS

SEC Freshman of the Week

2006	Ashton Payne.....	2/27
	Jacqueline Wetherbee.....	3/7
2007	Lindsay Walker.....	2/28
2008	Laura Mendes.....	3/10
2010	Hannah Milks.....	4/19
2011	Julie Sarratt.....	2/13, 4/18, 4/25
	Dana Hathorn.....	3/8
2012	Kristen Struett.....	4/2
2013	Katie Marks.....	5/6
2014	Nickie Blue.....	2/24
2016	Kennedy Clark.....	3/7
2017	Mackenzie Boesel.....	3/6
	Cayla Drotar.....	4/18
2018	Jana Johns.....	2/26
	Jana Johns.....	4/24
2019	Karly Heath.....	4/23
2020	Karsen Ochs.....	2/24

SEC Softball Community Service Team (Formerly Good Works Team)

2002	Adrianna Baggetta ^a
2004	Meghan Cornett
2005	Meghan Cornett
2006	Melanie Henkes
2007	Kate Pouliot
2008	Ashton Payne
2009	Lindsay Walker
2010	Kaitlin Westfall
2011	Sam Arbaugh
2012	Hannah Milks
2013	Julie Sarratt
2014	Chelsea Hawkins
2015	Macey Webb
2016	Macey Webb
2017	Macey Webb
2018	Jordyn Augustus
2019	Alex Fulmer
2020	Anna Vest
2021	Kelsey Oh
2022	Kelsey Oh
2023	Rachel Vaughan

^aSEC At-Large Good Works Team

CoSIDA Academic All-America

1989	Marianne DiRupo (SS).....	2nd Team
	Kelly Grotheer (C).....	2nd Team
1999	Kim Pietro (OF).....	1st Team
2004	Ashley Smith (C).....	2nd Team
2005	Ashley Smith (C).....	3rd Team
2006	Ashley Smith (C).....	1st Team
2008	Ashton Payne (OF).....	2nd Team
2009	Ashton Payne (UTL).....	3rd Team
2017	Victoria Williams (DP).....	3rd Team
2018	Mackenzie Boesel (INF).....	3rd Team
2019	Mackenzie Boesel (INF).....	1st Team
2020	Mackenzie Boesel (INF).....	1st Team
	Kenzi Maguire (INF).....	2nd Team
2021	Mackenzie Boesel (INF).....	1st Team

CoSIDA Academic All-District

1996	Beth Collett (IF).....	1st Team
	Chanda Lee (OF).....	1st Team
1997	Chanda Lee (OF).....	1st Team
1998	Kim Pietro (OF).....	1st Team
1999	Kim Pietro (OF).....	1st Team
2003	Danielle Quinones (IF).....	1st Team
2004	Ashley Smith (C).....	1st Team
2005	Ashley Smith (C).....	1st Team
2006	Ashley Smith (C).....	1st Team
2007	McKenna Hughes (C).....	1st Team
	Ashton Payne (OF).....	2nd Team
2008	Ashton Payne (OF).....	1st Team
	Melissa Hendon (P).....	2nd Team
2009	Ashton Payne (UTL).....	1st Team
2012	Kaela Jackson (DP).....	1st Team
2015	Victoria Williams (DP).....	1st Team
2016	Kaylea Snaer (IF).....	1st Team
2017	Victoria Williams (DP).....	1st Team
2018	Mackenzie Boesel (INF).....	1st Team

2019	Mackenzie Boesel (INF).....	1st Team
2020	Mackenzie Boesel (INF).....	1st Team
	Kenzi Maguire (INF).....	1st Team
2021	Mackenzie Boesel (INF).....	1st Team
2023	Karsen Ochs (P).....	1st Team
	Leah Powell (P).....	1st Team
	Riley Blampied (INF).....	1st Team

NFCA Scholar-Athlete

2011-12	Sam Arbaugh, Molly Brossart, Shelby Gonzales, Katelynn Howser, Kaela Jackson, Lauren Lackey, Hannah Milks, Julie Sarratt, Kaitlin Westfall, Kierstyn White
2012-13	Ansley Ard, Molly Brossart, Kylie Morin, Kelly Plescow, Julie Sarratt, Kristen Struett
2013-14	Ansley Ard, Nickie Blue, Sarah Mooney, Julie Sarratt, Kate Shereyk, Kaylea Snaer, Kristen Struett, Macey Webb, Victoria Williams
2014-15	Ansley Ard, Jordyn Augustus, Jordan Bizzell, Nickie Blue, Hayley Copeland, Tiara Duffy, Julie Sarratt, Kate Shereyk, Kaylea Snaer, Kristen Struett, Macey Webb, Krystan White, Victoria Williams
2015-16	Ansley Ard, Jordyn Augustus, Jordan Bizzell, Nickie Blue, Kennedy Clark, Hayley Copeland, Tiara Duffy, Lex Hull, Alexis Mack, Lauren Masters, Kaylea Snaer, Macey Webb, Krystan White, Victoria Williams
2016-17	Jordyn Augustus, Mackenzie Boesel, Kennedy Clark, Hayley Copeland, Tiara Duffy, Lex Hull, Kaylea Snaer, Kamryn Watts, Macey Webb, Krystan White, Victoria Williams
2017-18	Jordyn Augustus, Mackenzie Boesel, Kennedy Clark, Hayley Copeland, Morgan Davis, Tiara Duffy, Jana Johns, Alexis Lindsey, Kenzi Maguire, Kelsey Oh, Dixie Raley, Anna Vest, Krystan White
2018-19	Mackenzie Boesel, Kennedy Clark, Cayla Drotar, Alexis Lindsey, Morgan Davis, Kenzi Maguire, Kelsey Oh, Madison Owens, Dixie Raley, Anna Vest
2019-20	Award not presented
2020-21	Bailey Betenbaugh, Riley Blampied, Mackenzie Boesel, Kylee Gleason, Carlie Henderson, Kassidy Krupit, Kenzi Maguire, Karsen Ochs, Kelsey Oh, Leah Powell, Carly Robbins, Skylar Trahan, Anna Vest
2021-22	Bailey Betenbaugh, Riley Blampied, Olivia Cook, Jordan Fabian, Maddie Gallagher, Kassidy Krupit, Hannah Kumiyama, Karsen Ochs, Kelsey Oh, Madison Owens, Katie Prebble, Emma Sellers
2022-23	Bailey Betenbaugh, Aniyah Black, Riley Blampied, Brooke Blankenship, Brionna Condon, Olivia Cook, Jennifer Cummings, Giulia Desiderio, Jordan Fabian, Hannah Hawley, Jori Heard, Carlie Henderson, Natalie Morgan, Karsen Ochs, Leah Powell.

SEC First-Year/Freshman Academic

Honor Roll

2002-03	Melanie Henkes, Ashley Smith
2003-04	McKenna Hughes, Margaret Person, Chrissy Schoonmaker
2004-05	Jessica Barnes, Kristi Hutchins, Anna McDaniel, Stephanie Norman, Kate Pouliot, Whitney Wierzbicki
2005-06	Cagney Davis, Christie Hamilton, Ashton Payne
2006-07	Tori Martin, Adele Voigt, Lindsay Walker
2007-08	P.J. Fulmer, Cassie Gogreve, Laura Mendes, Jill Semento
2008-09	Sam Arbaugh, Evan Childs, Lauren Lackey, Kristen Stubblefield, Kaitlin Westfall, Kierstyn White
2009-10	Briana Hamilton, Hannah Milks
2010-11	Dana Hathorn, Chelsea Hawkins, Julie Sarratt
2011-12	Shelby Gonzales, Katelynn Howser, Lacey Rother, Kristen Struett
2012-13	Ansley Ard, Brooke Barnhill, Katie Marks, Ashlyn Masters, Kelly Plescow
2013-14	Nickie Blue, Effie Manahan, Sarah Mooney, Kate Shereyk, Kaylea Snaer, Macey Webb, Victoria Williams
2014-15	Jordyn Augustus, Hayley Copeland, Tiara Duffy, Kamryn Watts, Krystan White
2015-16	Kennedy Clark, Lex Hull, Alexis Mack, Kenzi Maguire
2016-17	Mackenzie Boesel, Cayla Drotar, Alexis Lindsey, Shannon Plese, Lauren Stewart, Alyssa VanDerveer
2017-18	Alex Fulmer, Morgan Davis, Jana Johns, Kelsey Oh, Anna Vest
2018-19	Jordan Fabian, Madison Owens, Haley Simpson, Rachel Vaughan
2019-20	Ellie Bailey, Bailey Betenbaugh, Hannah Kumiyama, Karsen Ochs
2020-21	Riley Blampied, Maddie Gallagher, Kylee Gleason, Carlie Henderson, Leah Powell, Carly Robbins, Skylar Trahan
2021-22	Olivia Cook, Giulia Desiderio, Natalie Heath, Emma Sellers
2022-23	Aniyah Black, Brooke Blankenship, Brionna Condon, Jen Cummings, Hannah Hawley, Jori Heard, Kyee Ricks

SOUTH CAROLINA'S HONORS AND AWARDS

SEC Spring Academic Honor Roll

1997	Nikki Beers, Carrie Elliott-Hoshour, Chanda Lee, Karri Peters, Kim Pietro, Tina Plew	2013	Audrey Broyles, Samie Garcia, Shelby Gonzales, Dana Hathorn, Chelsea Hawkins, Katelynn Howser, Julie Sarratt, Kristen Struett
1998	Carrie Elliott-Hoshour, Karri Peters, Kim Pietro, Leanna Troesh	2014	Ansley Ard, Brooke Barnhill, Jordan Bizzell, Dana Hathorn, Chelsea Hawkins, Ashlyn Masters, Lauren Masters, Julie Sarratt, Kristen Struett, Codee Yeske
1999	Megan Donohoo, Kim Pietro, Leanna Troesh, Jamie Williams	2015	Ansley Ard, Jordan Bizzell, Nickie Blue, Olivia Lawrence, Effie Manahan, Lauren Masters, Sarah Mooney, Julie Sarratt, Kate Shereyk, Kaylea Snaer, Kristen Struett, Macey Webb, Taylor Williams, Victoria Williams
2000	Megan Donohoo, Megan Matthews, Joyce McMillin, Jamie Williams	2016	Ansley Ard, Jordyn Augustus, Jordan Bizzell, Nickie Blue, Hayley Copeland, Tiara Duffy, Lauren Masters, Kaylea Snaer, Kamryn Watts, Macey Webb, Krystan White, Taylor Williams, Victoria Williams
2001	Megan Donohoo, Jodi Fittro, Megan Matthews, Joyce McMillin	2017	Jordyn Augustus, Nickie Blue, Kennedy Clark, Hayley Copeland, Tiara Duffy, Jessica Elliott, Lex Hull, Kenzi Maguire, Kaylea Snaer, Kamryn Watts, Macey Webb, Krystan White, Taylor Williams, Victoria Williams
2002	Megan Donohoo, Jodi Fittro, Megan Matthews, Joyce McMillin	2018	Mackenzie Boesel, Kennedy Clark, Hayley Copeland, Cayla Drotar, Tiara Duffy, Alexis Lindsey, Kenzi Maguire, Dixie Raley, Alyssa VanDerveer, Kamryn Watts, Krystan White
2003	Adrianna Baggetta, Amber Curtis, Jodi Fittro, Kristin Hall, Samantha Jennings, Stacey Johnson, Megan Matthews, Danielle Quinones, Melissa Sandel, Debralee Troesh	2019	Mackenzie Boesel, Kennedy Clark, Morgan Davis, Cayla Drotar, Jana Johns, Alexis Lindsey, Kenzi Maguire, Kelsey Oh, Dixie Raley, Lauren Stewart, Anna Vest
2004	Meghan Cornett, Nancy Crane, Amber Curtis, Kristin Hall, Melanie Henkes, Samantha Jennings, Stacey Johnson, Melissa Sandel, Ashley Smith	2020	Mackenzie Boesel, Cayla Drotar, Jordan Fabian, Alex Fulmer, Karly Heath, Jana Johns, Kassidy Krupit, Alyssa Kumiyama, Alexis Lindsey, Kenzi Maguire, Kelsey Oh, Madison Owens, Katie Prebble, Haley Simpson, Lauren Stewart, Rachel Vaughan, Anna Vest
2005	Meghan Cornett, Kristin Hall, Melanie Henkes, McKenna Hughes, Aleca Johnson, Darcy Norem, Margaret Person, Chrissy Schoonmaker, Ashley Smith	2021	Bailey Betenbaugh, Mackenzie Boesel, Cayla Drotar, Jordan Fabian, Alex Fulmer, Kassidy Krupit, Alyssa Kumiyama, Hannah Kumiyama, Kenzi Maguire, Karsen Ochs, Kelsey Oh, Katie Prebble, Haley Simpson, Lauren Stewart, Rachel Vaughan, Anna Vest
2006	Melanie Henkes, McKenna Hughes, Kristi Hutchins, Jessica Josker, Lisa Longo, Anna McDaniel, Stephanie Norman, Margaret Person, Kate Pouliot, Chrissy Schoonmaker, Ashley Smith, Whitney Wierzbicki	2022	Bailey Betenbaugh, Riley Blampied, Olivia Cook, Giulia Desiderio, Jordan Fabian, Maddie Gallagher, Natalie Heath, Carlie Henderson, Kassidy Krupit, Hannah Kumiyama, Karsen Ochs, Kelsey Oh, Madison Owens, Leah Powell, Katie Prebble, Emma Sellers, Haley Simpson, Skylar Trahan, Rachel Vaughan
2007	Jessica Barnes, Cagney Davis, McKenna Hughes, Jessica Josker, Lisa Longo, Becky Martinez, Anna McDaniel, Ashton Payne, Kate Pouliot, Chrissy Schoonmaker, Jacqueline Wetherbee, Whitney Wierzbicki	2023	Riley Blampied, Olivia Cook, Giulia Desiderio, Marissa Gonzalez, Natalie Heath, Carlie Henderson, Karsen Ochs, Leah Powell, Emma Sellers, Rachel Vaughan
2008	Jessica Barnes, Sarah Conwell, Cagney Davis, Melissa Hendon, Jessica Josker, Ashton Payne, Kate Pouliot, Chrissy Schoonmaker, Adele Voigt, Jacqueline Wetherbee, Whitney Wierzbicki		
2009	Ashley Chastain, Sarah Conwell, Cagney Davis, P.J. Fulmer, Cassie Gogreve, Lisa Longo, Laura Mendes, Ashton Payne, Kate Pouliot, Jill Semento, Adele Voigt, Lindsay Walker, Jacqueline Wetherbee		
2010	Sam Arbaugh, Audrey Broyles, Ashley Chastain, Evan Childs, P.J. Fulmer, Lauren Lackey, Laura Mendes, Adele Voigt, Lindsay Walker, Kaitlin Westfall, Kierstyn White		
2011	Sam Arbaugh, Audrey Broyles, Carolyn Bryan, Ashley Chastain, Evan Childs, P.J. Fulmer, Kaela Jackson, Lauren Lackey, Hannah Milks, Kaitlin Westfall, Kierstyn White		
2012	Sam Arbaugh, Molly Brossart, Audrey Broyles, Evan Childs, Kelley Dillon, Samie Garcia, Dana Hathorn, Chelsea Hawkins, Kaela Jackson, Lauren Lackey, Hannah Milks, Kylie Morin, Julie Sarratt, Kaitlin Westfall, Kierstyn White		

SOUTH CAROLINA'S HISTORY

YEAR	HEAD COACH	OVERALL			CONFERENCE				FINAL RANK	Postseason
		WON	LOST-TIE	PCT	WON	LOST	PCT	FINISH		
1974	Pam Backus	7	3	.700	—	—	—	—		AIAW World Series
1975	Vivian Hamilton	8	4	.667	—	—	—	—		—
1976	Frankie Porter	21	2	.913	—	—	—	—		AIAW World Series
1977	Elaine Taylor	12	7	.632	—	—	—	—		—
1978	Molly Maguire	16	9	.640	—	—	—	—		AIAW World Series
1979	Judy Martino	38	14	.731	—	—	—	—		AIAW World Series
1980	Judy Martino	28	6	.824	—	—	—	—		AIAW World Series
1981	Judy Martino	25	15	.600	—	—	—	—		AIAW World Series
1982	Terrie Drake	25	9	.735	—	—	—	—		NCAA Regional
1983	Lou Piel	30	10	.750	—	—	—	—		Women's College World Series
1984	Lou Piel	15	18	.455	—	—	—	—		—
1985	Lou Piel	34	10-3	.755	—	—	—	—		—
1986	Lou Piel	22	20	.524	—	—	—	—		—
1987	Joyce Compton	34	14	.708	—	—	—	—		—
1988	Joyce Compton	47	14	.770	—	—	—	—		NCAA Regional
1989	Joyce Compton	46	12	.793	—	—	—	—		Women's College World Series
1990	Joyce Compton	49	14	.778	—	—	—	—		—
1991	Joyce Compton	51	13	.797	—	—	—	—		—
1992	Joyce Compton	54	14-1	.790	—	—	—	—		—
1993	Joyce Compton	36	21-1	.629	—	—	—	—		—
1994	Joyce Compton	52	17	.754	—	—	—	—		NCAA Regional
1995	Joyce Compton	53	21	.716	—	—	—	—	16	NCAA Regional
1996	Joyce Compton	38	13	.745	—	—	—	—	-	NCAA Regional
1997	Joyce Compton	63	5	.926	25	1	.962	1st SEC East	8	SEC Champions/Women's College World Series
1998	Joyce Compton	36	21	.632	15	11	.577	2nd SEC East	-	—
1999	Joyce Compton	49	21	.700	17	11	.607	T-1st SEC East	19	NCAA Regional
2000	Joyce Compton	41	28	.594	11	16	.407	3rd SEC East	22-T	SEC Tournament Champs/NCAA Regional
2001	Joyce Compton	40	20-1	.664	18	8	.692	1st SEC East	23	NCAA Regional
2002	Joyce Compton	46	20	.697	20	10	.667	1st SEC East	12	NCAA Regional
2003	Joyce Compton	41	20	.672	18	10	.643	2nd SEC East	21	NCAA Regional
2004	Joyce Compton	28	24	.538	12	18	.400	4th SEC East	-	NCAA Regional
2005	Joyce Compton	28	28-1	.500	11	16	.407	4th SEC East	-	—
2006	Joyce Compton	28	30	.483	8	21	.276	4th SEC East	-	—
2007	Joyce Compton	38	26	.594	12	16	.429	4th SEC East	22	NCAA Super Regional
2008	Joyce Compton	21	26	.447	8	18	.308	4th SEC East	-	—
2009	Joyce Compton	21	24	.467	6	21	.222	5th SEC East	-	—
2010	Joyce Compton	11	40	.216	1	27	.036	5th SEC East	-	—
2011	Beverly Smith	26	30	.464	6	22	.214	5th SEC East	-	—
2012	Beverly Smith	23	32	.418	3	25	.107	5th SEC East	-	—
2013	Beverly Smith	34	25	.576	8	16	.333	6th SEC East	-	NCAA Regional
2014	Beverly Smith	36	22	.621	11	13	.458	T-8th SEC	-	NCAA Regional
2015	Beverly Smith	38	22	.633	10	14	.417	T-9th SEC	-	NCAA Regional
2016	Beverly Smith	38	23	.623	7	17	.292	11th SEC	-	NCAA Regional
2017	Beverly Smith	34	25	.576	8	15	.348	10th SEC	25-T	NCAA Regional
2018	Beverly Smith	49	17	.742	15	9	.625	3rd SEC	11th	NCAA Super Regional
2019	Beverly Smith	38	19	.667	9	14	.391	11th SEC	-	NCAA Regional
2020	Beverly Smith	17	6	.739	1	2	.333	-----	-	Season cancelled due to COVID-19
2021	Beverly Smith	26	26	.500	4	20	.167	13th SEC	-	—
2022	Beverly Smith	26	30	.464	3	21	.125	13th SEC	-	—
2023	Beverly Smith	40	22	.645	9	15	.375	10th SEC	25th	NCAA Regional
TOTAL	50 YEARS	1,657	912-7	.645	276	407	.404	1 CONFERENCE TITLE;	23 NCAA APPEARANCES	

COACHING SUMMARIES

TENURE	YRS	HEAD COACH	OVERALL			CONFERENCE		
			WON	LOST-TIE	PCT	WON	LOST	PCT
1974	1	Pam Backus	7	3	.700	—	—	—
1975	1	Vivian Hamilton	8	4	.667	—	—	—
1976	1	Frankie Porter	21	2	.913	—	—	—
1977	1	Elaine Taylor	12	7	.632	—	—	—
1978	1	Molly Maguire	16	9	.640	—	—	—
1979-81	3	Judy Martino	91	35	.722	—	—	—
1982	1	Terrie Drake	25	9	.735	—	—	—
1983-86	4	Lou Piel	101	58-3	.633	—	—	—
1987-2010	24	Joyce Compton	951	486-4	.661	182	204	.472
2011-13	13	Beverly Smith	425	299	.587	94	203	.317
TOTAL	50	TEN COACHES	1,657	912-7	.645	276	407	.404

NOTES ON SOUTH CAROLINA SOFTBALL

South Carolina first fielded a varsity team in 1974, however, limited records are available from that year or the 11 years thereafter. South Carolina had no conference affiliation until 1997 when the Southeastern Conference first sponsored the sport.

THE HISTORY OF BECKHAM FIELD

There is a plot of land that is nestled just off of Marion Street in Columbia, S.C., that since 1983 has served as the home of Gamecock softball. Though the actual field has been altered a couple of times, the area where Beckham Field sits has been the site of many memorable Gamecock softball moments over the years. The site is the oldest in the Southeastern Conference and among the oldest in the sport.

Lady Gamecock Field became part of the Roost footprint in the 1980's, with home plate near the current left field bullpen area during its original orientation. The field was rotated 90 degrees to have the plate closer to the Sarge Frye Field left-field corner in 1986, the configuration the stadium stayed in through 1996. The plate moved forward to its current placement in 1997, as new stands for 500 fans, lights and an updated press box were added to the venue. In 1998, the site was renamed Beckham Field, in honor of David and Mitzi Beckham. Loyal Gamecock fans, the couple rarely miss a game at the field and occupied seats on the top row of the facility just in front of the press box in its previous setup.

Even since the incarnation of Beckham Field in 1998, the stadium has continually been updated. The stands above the dugouts were constructed in time for the 1999 season, the same year that the dedication ceremony was held. In 2004, Beckham Field continued to expand with the addition of a 42' x 100' covered hitting facility. Fans enjoyed a new Daktronics scoreboard in 2008, while in 2009, nearly 700 permanent seats from old Sarge Frye Field were installed in the grandstand.

Beckham Field hosted seven NCAA Regionals, including one in 2007 that saw the fourth-seeded Gamecocks take out top-seeded North Carolina State and nationally-ranked Oregon to advance to Super Regionals for the first time since that round was introduced. In 2002, the Gamecocks compiled a record of 28 wins at Beckham Field, most in program history at home. That same year, the Gamecocks claimed the program's 1,000th win as they defeated top-ranked UCLA in NCAA Regional action.

In 30 years on the site, the Gamecocks have posted an impressive 525-198-2 (.726) home record. In the 1997 NCAA Regional, a record 2,250 fans watched the Gamecocks capture the regional championship. The attendance number was the highest single-game crowd of any of the eight NCAA Regionals that year.



Athletic director Mike McGee, head coach Joyce Compton (left) and senior women's administrator Laurie Massa (right) present David and Mitzi Beckhams with a framed shot of the stadium that bears their name.

Beckham Field Records

Most Games Played in a Season.....	35 (2014)
Most Wins in a Season.....	29 (2018)
Most Consecutive Wins.....	21 (1995)
Most Losses.....	16 (2010, 2022)
Most Consecutive Losses.....	14 (2010)
Best Home Record (by percentage).....	16-0 (1988)
Worst Home Record.....	5-16 (2010)
Most Runs Scored by Carolina.....	19 (2020, vs. North Carolina Central)
Most Runs by Opponent.....	16 (2017-Texas A&M)
Most Combined Runs Scored.....	23 (2023, SC vs Florida; 2019, SC vs Campbell)

Record at Earlier Gamecock Field Setups

1983*	12-3
1984	11-6
1985	21-4-1
1986	15-10
1987	21-2
1988	16-0
1989	20-3
1990	15-2
1991	18-3
1992	23-1
1993	22-6-1
1994*	20-5
1995*	26-5
1996	10-2
Total	250-52-2 (.826)

* Hosted Four NCAA Regionals (also 1982)

Beckham Field's Top Attended Games

1.	2,250	Kansas	5/18/1997#
2.	2,165	Clemson	4/11/2023
3.	2,162	Auburn	4/29/2023
4.	2,156	Alabama	4/6/2019
5.	2,115	Georgia	4/27/2019
6.	2,039	Texas A&M	4/15/2023
7.	2,023	Tennessee	3/24/2018
	2,023	LSU	5/7/2017

= NCAA Regional (where attendance was estimated)

* Attendance records were not kept until 1997



CAROLINA SOFTBALL STADIUM AT BECKHAM FIELD



- The latest in a long line of facility upgrades for South Carolina came online, as Carolina Softball Stadium at Beckham Field hosted its first games in the spring of 2013.
- The Gamecocks opened their brand-new facility on March 15, 2013, against defending national champion Alabama. All three games during that weekend had a maximum allowed capacity of 830 fans.
- Throwing out the first pitch on Friday night was Mitzi Beckham, who along with her husband David, continue to be honored by having the field named after them.
- South Carolina got its first win in Carolina Softball Stadium history with a 5-0 shutout of Appalachian State on April 3, 2013.
- Carolina Softball Stadium at Beckham Field has a seating capacity near 1,300, with standing-room only boosting possible attendance to 1,480, a mark met seven times in the park's first 3 years.
- The stadium sits on the same site that the Gamecock Softball team has called home since 1983.
- Home plate has been in the same spot since the beginning of the 1997 season, when the former structure was built to usher in Southeastern Conference play.

GAMECOCK FIRSTS AT CAROLINA SOFTBALL STADIUM

First Opponent

Alabama

First Game

March 15, 2013

Attendance

830, capacity for the weekend

First Pitch

7:05 p.m., a strike by Audrey Broyles

First Gamecock Out

Alabama's Haylie McCleney fouled out to South Carolina left fielder Alaynie Page. (3/15/13)

First Gamecock Baserunner

Dana Hathorn on a first-inning walk. (3/15/13)

First Gamecock Pitching Strikeout

Audrey Broyles struck out Danae Hays looking on a 1-2 pitch in the top of the second inning. (3/15/13)

First Gamecock Hit

Samie Garcia hit to left in the third inning. (3/15/13)

First Run

Codee Yeske scored the first run in the new stadium in the Gamecock third. (3/15/13)

First RBI

Dana Hathorn singled to left in the third to score Yeske. (3/15/13)

First Gamecock Stolen Base

Dana Hathorn in the third inning. (3/15/13)

First Sacrifice Fly

Kristen Struett hit to left center deep enough to allow Samie Garcia to score in the third. (3/15/13)

First Double Play

Alabama's Chaunsey Bell grounded into a double play, with Samie Garcia touching second and throwing to Julie Sarratt to complete it. (3/15/13)

First Gamecock Home Run

Codee Yeske pulled one out to left center to start the fifth. (3/15/13)

First Gamecock Double

Alaynie Page in the fifth to center. (3/15/13)

First Gamecock Triple

Samie Garcia started the fifth with a triple to right. (4/3/13)

First Gamecock Win

South Carolina beat Appalachian State 5-0. (4/3/13)

First Gamecock Shutout

Julie Sarratt (5 IP) and Katie Marks (2 IP) combined to shut down Appalachian State. (4/3/13)

First Gamecock Complete Game

Julie Sarratt won in six innings in the first game of a doubleheader against Coastal Carolina. (4/10/13)

First Gamecock Grand Slam

Codee Yeske blasted a grand slam in the first game of the Charlotte doubleheader. (4/24/13)

All-Time Record at Beckham Field

Year	Record	SEC	Dates	Overall	Average	High	Date/Opponent
1997*	27-1	15-1	16	12,961	810	2,250	5/18 Kansas
1998	16-8	4-6	12	3,694	308	884	4/11 LSU
1999	21-7	11-5	18	5,382	299	578	2/20 Georgia State
2000	14-8	5-7	11	2,920	265	605	3/25 Mississippi
2001	17-8	10-5	16	5,891	368	897	3/24 LSU
2002*	31-5	13-2	25	11,652	466	1,800	5/16 Eastern Kentucky
2003	19-7	8-6	17	6,635	390	1,038	2/2 North Carolina
2004	16-7	8-7	16	6,045	378	817	3/27 Auburn
2005	11-13	4-10	16	5,659	354	672	2/5 Stephen F. Austin
2006	16-8	7-7	19	5,202	274	837	4/29 Auburn
2007*	23-11	8-6	25	10,448	418	782	5/5 Mississippi
2008	10-7	5-7	11	5,021	456	761	5/3 LSU
2009	12-10	4-10	14	3,947	282	579	2/7 College of Charleston
2010	5-16	1-13	14	4,019	287	653	4/3 Tennessee
2011	13-14	4-10	23	12,225	532	910	4/2 Alabama
2012	13-14	2-12	22	11,735	533	928	4/21 Tennessee
2013	7-10	2-10	14	12,706	908	1,000	5x(4/5, 4/6, 4/13, 4/14, 5/4)
2014	27-8	8-4	30	33,667	1,122	1,480	5/10 SEC Tourney Finals
2015	23-8	6-6	27	32,968	1,221	1,480	4/7 USC Upstate, 5/2 Miss. St.
2016	23-9	4-8	29	33,201	1,144	1,480	3/19 UGA, 4/29-5/1 Alabama
2017	22-9	3-8	26	36,349	1,398	2,023	5/7 LSU
2018*	29-3	11-1	24	41,547	1,298	2,023	3/24 Tennessee
2019	21-7	4-7	25	37,437	1,337	2,156	4/6 Alabama
2020	14-1	0-0	12	18,875	1,258	1,774	2/22 Iowa State
2021^	18-13	2-10	25	8,700	281	400	Multiple times
2022	17-16	2-10	26	49,675	1,505	1,943	3/13 Georgia
2023	23-7	7-5	30	50,637	1,688	2,165	4/11 Clemson
Total	488-235 (.675)			435,531			*Hosted NCAA Regional

^Capacity limited to 400 due to COVID-19

SOFTBALL POSTSEASON RECORDS

South Carolina Totals In NCAA Tournaments

Regional Appearances: 23 (1982, 1983, 1988, 1989, 1994, 1995, 1996, 1997, 1999, 2000, 2001, 2002, 2003, 2004, 2007, 2013, 2014, 2015, 2016, 2017, 2018, 2019, 2023)
Super Regional Appearances: 2 (2007, 2018)
WCWS Appearances: 3 (1983, 1989, 1997)
All-Time Record: 48-50
WCWS Record: 2-6

NCAA Regional All-Tournament Team

1997	Trinity Johnson	P*
	Nikki Beers	P
	Kim Schultze	2B
	Sondra Hall	3B
	Chanda Lee	OF
	Tina Plew	OF
1999	Megan Matthews	P
	Joyce McMillin	UTL
2000	Jodi Fittro	OF
2002	Meghan Cornett	INF
	Aleca Johnson	P
	Debralee Troesh	INF
2003	Kristin Hall	DP
2014	Ashlyn Masters	
	Kristen Struett	

* Named Most Outstanding Player

**No All-Regional Team Picked in 2007 or 2013

NCAA Women's College World Series All-Tournament Team

1983	Cindy Long	DP
------	------------	----



This photo is purported to be from one of the 1983 Women's College World Series games in Omaha, Neb., with Gamecock Chris Diemer as the catcher.



Darlene Lowery threw all 17 innings of one of the most famous games in Women's College World Series history against UCLA.

1982 South Regional -- Columbia, S.C.

G1	5/15	Creighton	L	0-7
G2	5/16	Creighton	L	2-3

1983 South Regional -- Columbia, S.C.

G1	5/13	Central Michigan	W	1-0 (10)
G2	5/14	Central Michigan	L	3-4 (8)
G3	5/14	Central Michigan	W	3-0

1983 World Series -- Omaha, Neb.

G2	5/25	Texas A&M	W	2-0
G7	5/26	Cal St. Fullerton	L	0-2
G9	5/28	Pacific	W	2-1
G12	5/28	UCLA	L	1-2 (17)

1988 Mideast Regional -- Tucson, Ariz.

G1	5/20	Minnesota	W	1-0
G3	5/20	Arizona	W	1-0
G4	5/21	Arizona	L	0-1
G5	5/21	Arizona	L	3-4

1989 No. 8 Regional -- Tallahassee, Fla.

G1	5/19	Florida State	W	2-1 (10)
G3	5/19	Louisiana Tech	W	3-1
G4	5/20	Louisiana Tech	L	0-1 (9)
G5	5/20	Louisiana Tech	W	8-2

1989 World Series -- Sunnyvale, Calif.

G1	5/24	UCLA	L	0-3
G5	5/26	Oregon	L	0-1

1994 No. 2 Regional -- Columbia, S.C.

G1	5/20	UNLV	L	1-2 (8)
G4	5/21	Georgia State	W	6-1
G5	5/21	UCLA	L	1-3

1995 No. 8 Regional -- Columbia, S.C.

G1	5/19	No. 13 Hawaii	L	2-3
G4	5/20	Campbell	W	4-1
G5	5/20	No. 13 Hawaii	L	0-2

1996 No. 2 Regional -- Ann Arbor, Mich.

G1	5/17	No. 17 Notre Dame	W	3-0
G3	5/18	No. 9 Michigan	L	0-1
G5	5/18	Central Michigan	W	6-0
G6	5/19	No. 9 Michigan	L	1-10

1997 No. 2 Regional -- Columbia, S.C.

G2	5/16	UNC Greensboro	W	5-0
G3	5/17	Kansas	W	1-0
G6	5/18	Kansas	W	1-0

1997 World Series -- Oklahoma City, Okla.

G4	5/22	No. 6 Washington	L	0-6
G8	5/24	No. 8 Michigan	L	0-1

1999 No. 4 Regional -- Fresno, Calif.

G2	5/20	Texas Tech	L	0-1
G4	5/21	Florida A&M	W	2-0
G8	5/22	Pacific	W	2-1 (12)
G9	5/22	Texas Tech	L	1-4

2000 No. 2 Regional -- Tucson, Ariz.

G3	5/18	Massachusetts	W	10-0 (6)
G6	5/19	No. 18 Nebraska	L	1-11 (6)
G8	5/20	Illinois State	W	7-4
G9	5/20	No. 18 Nebraska	L	0-9 (5)

2001 No. 7 Regional -- Iowa City, Iowa

G3	5/17	DePaul	L	2-3 (9)
G5	5/18	Illinois State	L	0-1

2002 No. 1 Regional -- Columbia, S.C.

G3	5/16	Eastern Kentucky	W	2-1 (8)
G6	5/17	No. 25 Georgia	L	0-1
G10	5/18	No. 25 Georgia	W	9-3
G11	5/19	No. 1 UCLA	W	2-1
G12	5/19	No. 1 UCLA	L	0-1

2003 No. 1 Regional -- Tucson, Ariz.

G4	5/15	Princeton	W	8-7
G8	5/16	No. 22 Texas A&M	L	0-5
G9	5/16	Cal St. Northridge	W	5-3
G11	5/17	Boston College	W	5-2
G13	5/17	No. 22 Texas A&M	L	3-6

2004 No. 1 Regional -- Tucson, Ariz.

G3	5/20	No. 9 Lafayette	L	0-1
G6	5/21	Centenary	W	8-3
G10	5/21	Northwestern	L	5-3

2007 Columbia Regional

G2	5/18	North Carolina State	W	5-2
G3	5/19	No. 21 Oregon	L	4-8
G5	5/19	North Carolina State	W	4-3
G6	5/20	No. 21 Oregon	W	2-0
G7	5/20	No. 21 Oregon	W	4-3

2007 Evanston Super Regional

G1	5/25	No. 6 Northwestern	L	1-6
G2	5/26	No. 6 Northwestern	L	0-3

2013 Austin Regional

G1	5/17	Houston	W	6-4
G3	5/18	No. 6 Texas	L	2-11 (5)
G5	5/18	Houston	W	5-1
G6	5/19	No. 6 Texas	L	0-6

2014 Tallahassee Regional

G1	5/16	USF	L	0-6
G4	5/17	Fordham	W	5-4
G5	5/17	USF	L	2-3

2015 Tallahassee Regional

G1	5/15	UCF	L	1-4
G4	5/16	Dartmouth	W	3-1
G5	5/16	UCF	L	2-5

2016 Tallahassee Regional

G1	5/20	No. 24 USF	W	2-0
G3	5/21	No. 7 Florida State	L	0-4
G5	5/21	No. 24 USF	W	6-0
G6	5/22	No. 7 Florida State	L	1-2

2017 Tucson Regional

G1	5/19	St. Francis	W	12-2 (5)
G3	5/20	No. 5 Arizona	L	0-5
G5	5/20	St. Francis	W	3-1
G6	5/21	No. 5 Arizona	L	0-9

2018 Columbia Regional

G1	5/18	UNCG	W	3-0
G2	5/19	Liberty	L	1-3
G3	5/19	No. 24 Hofstra	W	5-4
G4	5/20	Liberty	W	2-0
G5	5/20	Liberty	W	5-0

2018 Tempe Super Regional

G1	5/25	No. 6 Arizona State	L	2-5
G2	5/26	No. 6 Arizona State	L	2-5

2019 Tallahassee Regional

G1	5/17	South Florida	L	2-3
G2	5/18	Bethune-Cookman	W	10-0 (5)
G3	5/18	South Florida	W	2-1
G4	5/19	No. 4 Florida State	L	6-7

2023 Tallahassee Regional

G1	5/19	UCF	L	1-6
G2	5/20	Marist	W	2-1
G3	5/20	UCF	W	10-1
G4	5/21	No. 3 Florida State	W	4-0
G5	5/21	No. 3 Florida State	L	0-1

Gamecocks on the SC AIAW All-Tournament Team

1975	Melissa Dean	
	Charlene Dubose	
	Shay Kelly	
	Nona Kerr	
	Mary Ann Olson	
1976	Linda Copeland	
	Robin Drain	
	Lauren Hughes	
	Nona Kerr	
	Vicki Mann	
	Maureen McCauley	
	Denise Nanney	
	Jean Robbins	
1977	Linda Copeland	
	Robin Drain	
	Lauren Hughes	
	Vicki Mann	
	Sherry Messinger	
	Chris Ricken	
	Joy Spence	

South Carolina in the SEC Tournament

South Carolina Totals

Appearances: 20 (1997, 1998, 1999, 2000, 2001, 2002, 2003, 2004, 2005, 2007, 2013, 2014, 2015, 2016, 2017, 2018, 2019, 2021, 2022, 2023)

Championship Game Appearances: 5 (1997, 2000, 2001, 2018, 2023)

Championships Won: 2 (1997, 2000)

All-Time Record: 24-25

SEC Tournament Champions

Year	Site	Champion
1997	Columbus, Ga.	South Carolina
1998	Columbus, Ga.	Alabama
1999	Columbus, Ga.	LSU
2000	Columbus, Ga.	South Carolina
2001	Chattanooga, Tenn.	LSU
2002	Chattanooga, Tenn.	LSU
2003	Plant City, Fla.	Alabama
2004	Tuscaloosa, Ala.	LSU
2005	Gainesville, Fla.	Alabama
2006	Athens, Ga.	Tennessee
2007	Auburn, Ala.	LSU
2008	Baton Rouge, La.	Florida
2009	Knoxville, Tenn.	Florida
2010	Fayetteville, Ark.	Alabama
2011	Oxford, Miss.	Tennessee
2012	Tuscaloosa, Ala.	Alabama
2013	Lexington, Ky.	Florida
2014	Columbia, S.C.	Georgia
2015	Baton Rouge, La.	Auburn
2016	Mississippi State, Miss.	Auburn
2017	Knoxville, Tenn.	Mississippi
2018	Columbia, Mo.	Florida
2019	College Station, Texas	Florida
2020	Cancelled due to the COVID-19 pandemic	
2021	Tuscaloosa, Ala.	Alabama
2022	Gainesville, Fla.	Arkansas
2023	Fayetteville, Ark.	Tennessee

South Carolina Results

Game	Date	Opponent	W/L	Score
1997 -- South Commons Stadium, Columbus, Ga.				
G3	5/9	Florida	W	6-1
G7	5/10	Auburn	W	9-0 (5)
G10	5/11	Florida	W	6-0
1998 -- South Commons Stadium, Columbus, Ga.				
G3	5/8	Mississippi State	W	2-0
G8	5/9	No. 23 Florida	L	0-1
G10	5/9	Mississippi State	L	0-3
1999 -- South Commons Stadium, Columbus, Ga.				
G3	5/13	Arkansas	L	1-4
G6	5/14	Georgia	W	4-0
G10	5/15	Mississippi State	L	1-2
2000 -- South Commons Stadium, Columbus, Ga.				
G2	5/11	Kentucky	W	2-1
G7	5/12	No. 11 Alabama	W	4-1
G11	5/13	Arkansas	L	1-3
G13	5/14	Arkansas	W	2-1
G14	5/14	No. 7 LSU	W	1-0 (8)

2001 -- Frost Stadium, Chattanooga, Tenn.

G2	5/10	Kentucky	W	5-1
G7	5/11	No. 7 Alabama	W	2-0 (9)
G11	5/12	Arkansas	W	1-0 (9)
G13	5/13	No. 3 LSU	L	0-1

2002 -- Frost Stadium, Chattanooga, Tenn.

G2	5/9	Mississippi State	W	11-5
G7	5/10	No. 18 Alabama	W	6-4
G11	5/11	No. 25 Georgia	L	5-6
G13	5/12	No. 25 Georgia	L	3-4

2003 -- Plant City Stadium, Plant City, Fla.

G3	5/8	No. 25 Florida	L	2-6
G7	5/9	Mississippi State	W	2-1
G10	5/10	No. 12 LSU	L	1-5

2004 -- Alabama Softball Complex, Tuscaloosa, Ala.

G3	5/13	No. 9 LSU	L	0-2
G6	5/14	No. 12 Auburn	L	0-2

2005 -- Pressly Stadium - Gainesville, Fla.

G1	5/12	No. 18 Auburn	L	0-8 (5)
G5	5/13	Mississippi State	L	1-4

2007 -- Jane B. Moore Field - Auburn, Ala.

G2	5/10	No. 5 LSU	L	1-2 (10)
----	------	-----------	---	----------

2013 -- John Cropp Stadium - Lexington, Ky.

G2	5/8	No. 18 Kentucky	W	6-3
G6	5/9	No. 4 Tennessee	L	0-5

2014 -- Carolina Softball Stadium

G2	5/7	No. 22 Auburn	L	5-7
----	-----	---------------	---	-----

2015 -- Tiger Park - Baton Rouge, La.

G3	5/6	No. 22 Texas A&M	W	6-3
G7	5/7	No. 2 Florida	L	1-10 (5)

2016 -- Nusz Park - Mississippi State, Miss.

G1	5/11	No. 17 Missouri	W	7-4 (8)
G5	5/12	No. 10 Tennessee	L	1-5

2017 -- Lee Stadium - Knoxville, Tenn.

G3	5/10	No. 18 Kentucky	L	3-7
----	------	-----------------	---	-----

2018 -- Mizzou Softball Stadium • Columbia, Mo.

G5	5/10	No. 25 Mississippi State	W	3-1
G9	5/11	No. 19 Arkansas	W	3-1
G11	5/12	No. 3 Florida	L	1-3

2019 -- Davis Diamond • College Station, Texas

G3	5/8	No. 9 Florida	L	5-6
----	-----	---------------	---	-----

2021 -- Rhoads Stadium • Tuscaloosa, Ala.

G1	5/11	Auburn	W	3-1
G3	5/12	No. 16 LSU	L	3-7

2022 -- Pressly Stadium • Gainesville, Fla.

G1	5/10	Texas A&M	L	3-5
----	------	-----------	---	-----

2023 -- Bogle Park • Fayetteville, Ark.

G3	5/10	Texas A&M	W	1-0 (8)
G7	5/11	No. 13 Georgia	W	2-1 (8)
G10	5/12	No. 16 Auburn	W	3-2
G12	5/13	No. 4 Tennessee	L	1-3

Gamecocks on the All-Tournament Team

1997	Trinity Johnson.....	P*
	Leanna Troesh.....	1B
	Kim Schultze.....	2B
	Sky Brown.....	3B
	Kendra McCutcheon.....	SS
	Tina Plew.....	OF
	Carrie Lyons.....	DP/UTL
2000	Megan Matthews.....	P*
	Jodi Fittro.....	OF
	Joyce McMillin.....	OF
2001	Megan Matthews.....	P
	Debralee Troesh.....	2B
	Megan Donohoo.....	OF
2002	Danielle Quinones.....	C
	Samantha Jennings.....	3B
	Amber Curtis.....	SS
	Adrianna Baggetta.....	OF
2003	Jodi Fittro.....	OF
2007	McKenna Hughes.....	C
2018	Dixie Raley.....	OF
	Tiara Duffy.....	P
	Cayla Drotar.....	UT
2023	Donnie Gobourne.....	P
	Marissa Gonzalez.....	OF
	Jordan Fabian.....	1B

* Named Tournament MVP



South Carolina's 1997 team won the first SEC Championship, later claiming the first of the program's two SEC Tournament titles. The 1997 team also set an NCAA record with a 38-game winning streak.

South Carolina has won two SEC Tournaments and made a total of 10 appearances in what has grown into the nation's premier conference championship event. Three times, the team made the tourney's championship game, dropping an extremely-tight 1-0 loss in its last appearance in 2001 to a third-ranked LSU squad. In 10 tournaments, the Gamecocks own a 15-15 mark all-time in the event.

Gamecock pitchers have owned the tournament during the team's wins, as both Trinity Johnson and Megan Matthews earned MVP honors after the 1997 and 2000 events, respectively. A total of 19 Gamecock have earned placement on the all-tournament team, with Matthews the only Gamecock player to earn the honor twice in her career.

YEAR-BY-YEAR RESULTS

1974

Record: 7-3

Coach: Pam Backhaus
AIAW World Series

First season as a varsity sport

Date	Opponent	Site	W	L	Score
5/16	Eastern Illinois \$	N2		L	0-10
5/17	South Dakota State \$	N2		L	1-2

Key: \$ AIAW World Series

Records are incomplete, record shown is according to The State

1975

Record: 8-4

Coach: Vivian Hamilton

Date	Opponent	Site	W	L	Score
4/3	Winthrop	A		L	7-8
4/8	Coker	H	W		14-9
4/15	Winthrop	H	W		5-4
4/18-19	Prentiss Institute %	N1	W		18-3
4/18-19	Delta State %	N1		L	6-7
4/18-19	Southern Mississippi %	N1	W		15-4
4/18-19	Mississippi College %	N1	W		10-8
4/18-19	Delta State %	N1		L	8-10
4/22	Coker	A	W		41-9
4/24-25	Coker #	N22	W		16-4
4/24-25	Clafin #	N22	W		14-6
4/24-25	Winthrop #	A		L	3-8

Key: % Hinds Colletown Invitational (April 18-19), # SC AIAW Tournament (April 24-25)

1976

Record: 21-2

Coach: Frankie Porter
AIAW World Series

Date	Opponent	Site	W	L	Score
3/22	Rutgers	H	W		6-4
3/23	Clafin	H	W		33-9
3/25	Rutgers	H	W		9-8
?	Rutgers	H	W		11-0
?	Rutgers	H	W		10-7
3/29	Clafin	H	W		10-1
?	Barrington (R.I.)	H	W		6-1
?	Barrington (R.I.)	H	W		7-3
4/2	Voorhees	A	W		27-5 (5)
4/5	Furman	A	W		30-6
4/6	Winthrop	H	W		6-5
4/9	Miss. U. for Women #	N1	W		3-0
4/9	Delta State #	N1	W		17-2 or 17-5
4/10	Mississippi College #	N1	W		17-13 or 3-0
4/10	Mississippi College #	N1	W		12-11
4/17	Winthrop	H	W		21-4 or 25-6
4/20	Voorhees	H	W		16-1 or 23-1 (9)
4/23	Erskine #	H	W		18-7
4/24	Winthrop #	H	W		8-3
4/24	Winthrop #	H	W		13-9
5/13	East Stroudsburg \$	N2		L	0-10 (5)
5/14	Northern Oklahoma \$	N2	W		5-1
5/14	UT Arlington \$	N2		L	0-3

Key: & Hinds Invitational, # SC AIAW Tournament, \$ AIAW World Series

1977

Record: 12-7

Coach: Elaine Taylor

Date	Opponent	Site	W	L	Score
	Allen	? W			32-3
3/9	Benedict	H	W		27-6
3/21	Rutgers	H		L	6-13
3/22	Indiana	H		L	0-1
3/22	Rutgers	H		L	3-8
3/23	Indiana	H		L	0-2
3/24	Barrington (R.I.)	H	W		15-11
?	Rutgers	H		L	3-8
4/1	Florida Rebels	A		L	N/A
4/4	Furman	H	W		25-5
4/11	Erskine	H		L	9-16
4/11	Erskine	H	W		16-1
4/12	Winthrop	H	W		21-15
4/12	Winthrop	H	W		17-13
?	Coker	? W			N/A
4/18	Erskine	A	W		16-9
4/22	Limestone #	H	W		24-4
4/22	Benedict #	H	W		5-3
4/23	Erskine #	H	W		16-7

Key: # SC AIAW Tournament

1978

Record: 16-9

Coach: Molly Maguire
AIAW World Series

Date	Opponent	Site	W	L	Score
3/6	Southern Wesleyan (S.C.)	H	W		19-0
3/13	Limestone	A	W		12-6
3/16	Furman	A	W		27-6
3/20	Fairleigh Dickinson	H	W		21-0
3/20	Indiana	H		L	5-10
3/21	East Stroudsburg	H	W		5-4
3/22	College of New Jersey	H		L	2-5
3/22	Rutgers	H		L	0-4
3/28	Erskine	? W			8-6
?	Erskine	? W			1-0
4/10	Erskine	A	W		10-9
4/14	Kilgore Tomboys	H	W		9-5
4/14	Kilgore Tomboys	H	W		14-0
4/15	Kilgore Tomboys	H	W		11-3
4/19	Winthrop	? W			7-4
4/21	Benedict #	N22	W		N/A
4/21	Winthrop #	A	W		7-4
4/22	Erskine #	N22	W		5-1
4/22	Winthrop #	A	W		3-2
5/17	Orlando Suns	A		L	2-5
5/17	Orlando Suns	A		L	1-2
5/18	Orlando Suns	A		L	1-9
5/18	Orlando Suns	A		L	0-3
5/25	Utah State \$	N2		L	0-11
5/26	Portland State \$	N2		L	7-10

Key: # SC AIAW Regional Tournament, \$ AIAW World Series

Records incomplete

1979

Record: 38-14

(Daily Gamecock says 35-11)
Coach: Judy Martino
AIAW World Series

Date	Opponent	Site	W	L	Score
3/5	Onodaga (N.Y.) CC	H	W		5-0
3/5	Onodaga (N.Y.) CC	H	W		4-0
3/9	Onodaga (N.Y.) CC	H	W		6-1
3/9	Onodaga (N.Y.) CC	H		L	3-5
3/14	Northern Illinois	H	W		3-2
3/14	Adelphi	H	W		3-2
3/16	Adelphi	H	W		3-2
3/19	Trenton State	H	W		7-6
3/21	Rutgers	H		L	0-5
3/22	Kean	H	W		1-0
3/22	Kean	H	W		1-0
3/24	East Connecticut State	H	W		17-5
3/24	Glassboro State	H	W		10-2
3/28	Fairleigh Dickinson	H	W		8-1
3/28	Glassboro State	H		L	0-1
3/30	Canadian Comets	N6	W		7-3
3/30	Orlando Suns	A	W		3-2
3/31	Orlando Suns	A	W		1-0
3/31	Canadian Comets	N6	W		17-2
4/1	Orlando Suns	A	W		4-0
4/1	Orlando Suns	A	W		5-4
4/5	Winthrop	A	W		14-1
4/5	Winthrop	A	W		8-1
4/8	Orlando Rebels	H		L	1-5
4/8	Orlando Rebels	H		L	3-4
4/9	Orlando Rebels	H	W		8-4
4/9	Orlando Rebels	H	W		8-2
4/17	Erskine	H	W		13-1
4/17	Erskine	H	W		13-2
4/20	Limestone #	H	W		8-4
4/21	Benedict #	H	W		10-3
4/21	Clemson #	H	W		24-5
5/5	Orlando Suns	H	W		5-2
5/5	Orlando Suns	H	W		4-3
5/6	Orlando Suns	H	W		N/A
5/6	Orlando Suns	H	W		4-2
5/12	George Mason &	N57	W		6-1
5/12	George Mason &	N57	W		13-3
5/17	Orlando Rebels	A	W		3-0
5/17	Orlando Rebels	A	W		4-2
5/18	Orlando Rebels	A		L	0-1
5/18	Orlando Rebels	A		L	1-2
5/19	Orlando Rebels	A		L	1-2
5/19	Orlando Rebels	A		L	0-1
5/24	Texas Women's \$	N2		L	2-4
5/25	Oregon State \$	N2		L	0-1 (8)

Key: # SC AIAW Tournament at Pontiac, & AIAW Region 2 Tournament, \$ AIAW World Series

Schedule Site Legend

1-Raymond, Miss.	21-Albuquerque, N.M.	41-Miami, Fla.
2-Omaha, Neb.	22-Rock Hill, S.C.	42-Riverside, Calif.
3-Norman, Okla.	23-Las Vegas, Nev.	43-DeLand, Fla.
4-Denton, Texas	24-Charlottesville, Va.	44-Charleston, S.C.
5-Annapolis, Md.	25-Los Angeles, Calif.	45-Statesboro, Ga.
6-Orlando, Fla.	26-Conway, S.C.	46-Clearwater, Fla.
7-Ruston, La.	27-Amherst, Mass.	47-Lexington, Ky.
8-Bloomington, Ind.	28-Columbus, Ga.	48-Austin, Texas
9-Fullerton, Calif.	29-Ann Arbor, Mich.	49-East Lansing, Mich.
10-Thibodaux, La.	30-Oklahoma City, Okla.	50-Arlington, Texas
11-Tallahassee, Fla.	31-Fresno, Calif.	51-Greenville, N.C.
12-Cookeville, Tenn.	32-Tempe, Ariz.	52-Cathedral City, Calif.
13-Houston, Texas	33-Iowa City, Iowa	53-Baton Rouge, La.
14-College Station, Texas	34-Plant City, Fla.	54-Santa Barbara, Calif.
15-Tampa, Fla.	35-Tuscaloosa, Ala.	55-Mississippi State, Miss
16-Chattanooga, Tenn.	36-Atlanta, Ga.	56-Knoxville, Tenn.
17-Tucson, Ariz.	37-Gainesville, Fla.	57-Graham, N.C.
18-Garden City, N.Y.	38-Boca Raton, Fla.	58-Charlotte, N.C.
19-Chapel Hill, N.C.	39-Auburn, Ala.	59-Macon, Ga.
20-Birmingham, Ala.	40-Fort Myers, Fla.	60-Fayetteville Ark.

YEAR-BY-YEAR RESULTS

1980
Record: 29-8
(Yearbook says 31-10)
Coach: Judy Martino
AIAW World Series

Date	Opponent	Site	W	L	Score
3/11	Northern Illinois	H	W		7-0
3/13	Ithaca	H	W		3-2
3/14	Ithaca	H	W		7-0
3/14	Northern Illinois	H	W		6-4
3/17	Montclair State	H	W		5-0
3/17	Rutgers	H	W		4-0
3/19	Trenton State	H	W		7-0
3/19	Massachusetts	H	W		1-0
3/21	Trenton State	H	W		4-3
3/21	Miami (Ohio)	H	W		3-2
3/22	East Stroudsburg	H		L	1-5
3/22	East Stroudsburg	H	W		2-1
	Glassboro State	H	W		9-3
3/26	Fairleigh Dickinson	H	W		7-0
3/27	Northwestern	H	W		4-0
3/27	Cortland	H	W		7-1
3/29	Onondaga	H	W		7-1
3/29	Northwestern	H	W		4-2
	Northwestern	H	W		2-0
4/1	Adelphi	H	W		2-0
4/1	Onondaga	H	W		6-0
4/2	West Virginia	H	W		7-0
4/2	Adelphi	H	W		2-1
4/18	Texas Wesleyan !	N50	W		1-0
4/18	Sam Houston State !	N50		L	2-3
4/19	North Texas !	N50	W		17-0 (5)
4/19	UT Arlington !	A	W		1-0 (8)
4/19	Sam Houston State !	N50		L	2-3
4/20	UT Arlington !	A		L	0-3
4/20	Texas Wesleyan !	N50	W		1-0
5/3	Orlando Rebels	H		L	0-1
5/3	Orlando Rebels	H	W		4-2
5/4	Orlando Rebels	H		L	1-2
5/4	Orlando Rebels	H	W		
5/10	Virginia #	H	W		6-0
5/10	Virginia #	H	W		9-0
5/15	Orlando Rebels	A		L	0-1
5/17	Orlando Rebels	A	W		1-0
5/17	Orlando Rebels	A		L	0-2
5/17	Orlando Rebels	A	W		2-0
5/22	Indiana \$	N3		L	2-5
5/23	Missouri State \$	N3		L	0-4

Key: ! Texas Invitational, # Regional Tournament, \$ AIAW World Series
 Records are incomplete

1981
Record: 25-15
(Yearbook says 27-13)
Coach: Judy Martino
AIAW World Series

Date	Opponent	Site	W	L	Score
3/5	Ithaca	H		L	0-1
3/5	Ithaca	H	W		2-1
3/8	Ithaca	H	W		4-0
3/8	Ithaca	H		L	3-4
3/10	Kutztown	H	W		12-0
3/10	Cortland	H	W		4-3
3/11	Cortland	H	W		7-0
3/13	Fairleigh Dickinson	H	W		7-0
3/13	Macomb (Mich.) CC	H	W		12-1
3/16	Miami (Ohio)	H	W		6-3
3/20	Wayne State (MI)	H	W		10-0
3/20	Miami (Ohio)	H	W		2-0
3/24	Northwestern	H	W		1-0 (9)
3/24	Massachusetts	H	W		3-0
3/26	Northern Iowa &	N4	W		5-4
3/26	Texas Women's &	A		L	0-5
3/27	Western Michigan &	N4		L	0-4
3/27	Oklahoma City &	N4	W		13-2
3/27	North Texas &	N4	W		4-1
3/31	Brown	H	W		20-0
4/2	Brown	H	W		9-0
4/2	Brown	H	W		7-1
4/8	Orlando Rebels	H		L	2-4 (10)
4/8	Orlando Rebels	H		L	0-3
4/9	Orlando Rebels	H		L	3-7
4/9	Orlando Rebels	H	W		5-1
4/25	Francis Marion	H	W		4-2
4/25	Winthrop	H		L	4-5
5/1	Penn State !	N5	W		7-1
5/1	Virginia !	N5	W		7-0
5/1	Rhode Island !	N5		L	0-2
5/1	Delaware !	N5	W		2-1
5/3	Towson State !	N5	W		2-0
5/3	Penn State !	N5		L	1-6
5/15	Orlando Rebels	A		L	0-1
5/15	Orlando Rebels	A	W		2-1
5/16	Orlando Rebels	A		L	0-2
5/16	Orlando Rebels	A	W		2-0
5/17	Orlando Rebels	A	W		2-0 (10)
5/17	Orlando Rebels	A		L	0-3
5/21	UCLA \$	N3		L	0-3
5/22	Texas A&M \$	N3		L	0-4

Key: & Texas Women's Invitational, ! U.S. Naval Academy Inv., \$ AIAW World Series

1982
Record: 25-9 (33-11-1)
H: 18-3 A: 3-3 N: 4-3
Coach: Terri Drake
NCAA Regional

Date	Opponent	Site	W	L	Score
3/3	Eastern Michigan	H	W		4-1
3/3	Ithaca	H	W		3-2
3/6	Eastern Michigan	H		L	0-1 (16)
3/8	Cortland	H	W		7-0
3/8	Westchester	H	W		8-0
3/9	Cortland	H	W		7-0
3/10	Ithaca	H	W		3-0
?	Bloomsburg	H	W		1-0
3/15	Kutztown	H	W		13-0
3/13	Seton Hall	H	W		11-0
3/15	Rhode Island	H	W		2-0 (5)
3/15	Rhode Island	H	W		9-1
3/17	Michigan	H	W		4-0
3/18	Michigan	H		L	0-1
3/18	American International	H	W		4-2
3/20	West Virginia	H	W		5-1
3/20	Adelphi	H	W		3-0
3/22	Massachusetts	H	W		3-0
3/22	Rutgers	H	W		1-0
3/24	College of New Jersey	H	W		7-0
3/24	Northwestern	H		L	1-4
4/2	LSU &	N6	W		4-0
4/2	Orlando Rebels &	A		L	3-7
4/3	LSU &	N6	W		3-0
4/3	Orlando Rebels &	A		L	1-4
4/4	LSU &	N6	W		4-1
4/4	Orlando Rebels &	A		T	0-0
4/17	Francis Marion	A	W		4-1
4/17	Francis Marion	A	W		9-0
4/22	Indiana!	A		L	0-6
4/23	Michigan State !	N8		L	0-6
4/23	Indiana State !	N8	W		6-0
4/23	Western Michigan !	N8		L	2-4
4/24	Ball State !	N8		L	0-2
4/27	Winthrop	A	W		5-0
4/30	Milverton	N6	W		5-0
4/30	St. Catherines	N6	W		4-0
5/1	St. Catherines	N6	W		10-0
5/1	Milverton	N6	W		2-1
5/2	Orlando Rebels	A	W		1-0
5/2	Orlando Rebels	A	L		0-1
5/15	Creighton #	A		L	0-7
5/16	Creighton #	A		L	2-3

Key: & Orlando Invitational, ! Indiana Invitational, # NCAA Regional, *games in green were exhibitions but some records they are counted as victories*

YEAR-BY-YEAR RESULTS

1983					
Record: 30-10					
H: 15-4		A: 1-3		N: 15-3	
Coach: Lou Piel					
Women's College World Series					
Date	Opponent	Site	W	L	Score
3/2	Truman State*	H	W		3-0
3/4	Villanova*	H	W		10-0
3/4	Villanova*	H	W		4-0
3/9	Bloomsburg	H		L	0-3
3/9	Ithaca	H	W		5-1
3/12	Penn State	H	W		1-0
3/12	Penn State	H	W		4-0
3/13	Miami (Ohio)	H	W		4-1
3/13	Wayne State	H		L	1-4
3/17	Oklahoma State %	N3	W		1-0
3/17	Western Illinois %	N3	W		4-2
3/18	Iowa %	N3	W		4-1
3/19	Arizona %	N3	W		8-4
3/19	Arizona State %	N3	W		1-0
3/23	Michigan	H	W		5-0
3/23	Michigan	H	W		2-0
3/23	Massachusetts *	H		L	1-3
3/26	Nicholls State %	N6	W		1-0
3/26	Bowling Green %	N6		L	1-2
3/28	Rider %	N6	W		6-1
3/28	Bowling Green %	N6	W		6-0
3/30	Adelphi	H	W		1-0
3/30	Adelphi	H	W		4-0
4/5	Francis Marion	H	W		1-0
4/5	Francis Marion	H	W		7-3
4/15	Oklahoma &	N7	W		5-0
4/15	Louisiana Tech &	A		L	1-2
4/16	UT Arlington &	N7	W		4-3
4/16	Louisiana Tech &	A	W		3-0
4/26	Winthrop	A		L	0-1
4/26	Winthrop	A		L	0-1
4/29	Wayne State ^	N8	W		1-0
4/29	Mil-Dor (Exh.) ^	N8	W		3-1
4/29	Illinois State ^	N8	W		3-1
5/13	Central Michigan #	H	W		1-0
5/14	Central Michigan #	H		L	3-4
5/14	Central Michigan #	H	W		3-0
5/25	Texas A&M ©	N2	W		2-0
5/27	Cal State Fullerton ©	N2		L	0-2
5/28	Pacific ©	N2	W		2-1
5/28	UCLA ©	N2		L	1-2 (17)

Key: % Oklahoma Invitational, & Louisiana Tech Invitational,
 ^ Indiana Invitational, # NCAA South Regional, © NCAA
 World Series, * Played at Pontiac Complex

1984					
Record: 15-18					
H: 11-7		A: 2-3		N: 2-8	
Coach: Lou Piel					
Date	Opponent	Site	W	L	Score
3/9	Penn State	H	W		1-0
3/9	Penn State	H	W		10-0
3/12	Rhode Island	H	W		3-0
3/12	Wayne State	H		L	2-3
3/14	Bloomsburg State *	H		L	1-7
3/16	Virginia	H	W		2-1 (9)
3/16	Virginia	H	W		9-0
3/17	Bowling Green	H	W		3-0
3/17	Massachusetts	H	W		1-0
3/18	Rutgers	H	W		7-1
3/22	Cal State-Fullerton \$	A		L	1-11
3/23	Fresno State \$	N9		L	1-8
3/23	Utah \$	N9		L	0-1
3/24	New Mexico \$	N9	W		2-0
3/30	Indiana	H		L	1-3
3/31	Indiana	H		L	0-2
4/1	George Mason	H	W		3-0
4/1	George Mason	H		L	2-3
4/8	Francis Marion	A	W		3-2
4/8	Francis Marion	A	W		4-0
4/13	Nicholls State %	N7		L	0-6
4/13	Texas A&M %	N7		L	0-9
4/14	Louisiana Tech %	A		L	0-6
4/14	Utah %	N7		L	4-5 (9)
4/18	Francis Marion	H	W		8-0
4/18	Francis Marion	H	W		6-0
4/21	Louisiana Tech	H		L	0-1 (12)
4/21	Louisiana Tech	H		L	0-4
4/27	Central Michigan &	N8	W		3-1
4/27	Adelphi &	N8		L	2-4 (8)
4/28	Wayne State &	N8		L	0-5
4/28	Western Michigan &	N8		L	0-2
4/28	Indiana &	A		L	1-4

Key: \$ Pony Invitational, % Louisiana Tech Invitational, &
 Indiana Invitational, * Played at Pontiac Complex

1985					
Record: 34-10-3					
H: 21-4-1		A: 5-2		N: 8-4-2	
Coach: Lou Piel					
Date	Opponent	Site	W	L	Score
3/2	Toledo %	N10	W		2-0 (6)
3/2	Indiana %	N10		T	1-1 (5)
3/2	Louisiana-Monroe %	N10	W		3-0 (5)
3/2	Northwestern %	N10	W		3-0
3/3	Baylor %	N10		T	1-1
3/3	Louisiana Tech %	N10		L	2-3
3/10	Bowling Green	H	W		6-0
3/10	Connecticut	H	W		3-1
3/11	Indiana State	H	W		1-0
3/11	Rhode Island	H	W		5-2
3/14	Kansas State \$	N3	W		11-0 (5)
3/14	UT Arlington \$	N3	W		13-2 (5)
3/15	Creighton \$	N3		L	1-2
3/16	Oklahoma State \$	N3		L	1-2
3/20	Miami (Ohio)	H	W		8-0
3/20	Eastern Michigan	H	W		2-0
3/21	Massachusetts	H	W		1-0
3/21	Massachusetts	H		T	1-1
3/23	Indiana	H		L	1-2 (10)
3/23	Indiana	H		L	1-3
3/25	Ohio	H	W		5-1
3/25	Ohio	H	W		5-0
3/28	Eastern Illinois	H	W		5-0
3/28	Eastern Illinois	H	W		4-1
3/30	East Carolina	A	W		8-1
3/30	East Carolina	A		L	3-7
3/31	North Carolina	A	W		1-0
3/31	North Carolina	A	W		3-0
4/2	Adelphi	H		L	0-1 (9)
4/2	Adelphi	H	W		2-1
4/3	Adelphi	H	W		5-4 (8)
4/3	Adelphi	H		L	0-2
4/5	Western Illinois *	H	W		4-1
4/5	George Mason *	H	W		4-2
4/5	Nicholls State *&	H	W		9-1 (5)
4/6	Adelphi *	H	W		1-0
4/6	Louisiana Tech *	H	W		2-1
4/13	USF	N11	W		6-0
4/13	USF	N11	W		3-2
4/14	Florida State	A	W		2-0
4/14	Florida State	A		L	0-2
4/20	Winthrop	H	W		2-0
4/21	North Carolina	H	W		2-0
4/21	North Carolina	H	W		4-3
4/26	Furman	A	W		4-0
4/28	Mississippi State	N12	W		7-3 (9)
4/28	Mississippi State	N12		L	4-5 (9)

Key: % Bayou Classic (Mardi Gars Invitational), \$ Sooner
 Invitational, * South Carolina Invitational, & Played at Oak
 Grove

YEAR-BY-YEAR RESULTS

1986

Record: 22-20

H: 15-10 A: 3-5 N: 3-5

Coach: Lou Piel

Date	Opponent	Site	W	L	Score
3/6	Boston College	H	W		6-0
3/6	Boston College	H	W		8-0
3/8	George Mason	H	W		1-0
3/8	George Mason	H	W		5-1
3/9	Illinois State	H		L	1-2
3/9	Illinois State	H		L	1-2
3/10	Indiana State	H	W		2-1 (9)
3/10	Indiana State	H	W		1-0 (10)
3/11	Northern Illinois	H		L	0-1
3/11	Northern Illinois	H	W		3-0
3/12	Rhode Island	H	W		3-1
3/12	Rhode Island	H	W		5-0
3/15	Louisiana Tech	A		L	0-1
3/15	Louisiana Tech	A		L	0-6
3/16	Nicholls State	N7	W		3-0 (13)
3/21	Princeton	H	W		8-0
3/23	Eastern Illinois	H		L	0-1 (9)
3/23	Evansville	H	W		2-0 (11)
3/27	Baylor \$	N13	W		5-2
3/27	Nebraska \$	N13		L	2-6
3/28	Arizona State \$	N13	W		3-1
3/28	Louisiana-Lafayette \$	N13		L	1-5
3/28	California \$	N13		L	2-6
3/29	Kansas \$	N13		L	2-10 (5)
?	St. Mary's \$	N13		L	3-4
4/5	East Carolina	A	W		3-0
4/5	East Carolina	A	W		2-1
4/8	Winthrop	A	W		5-0
4/12	Texas A&M	H	W		2-0
4/12	Texas A&M	H		L	1-3
4/13	Texas A&M	H		L	3-7
4/13	Texas A&M	H		L	0-1
4/17	Utah State	A		L	3-4 (8)
4/17	Utah State	A		L	0-3
4/18	Utah	A	W		5-3
4/18	Utah	A		L	0-2
4/25	Virginia!	H	W		2-0
4/25	USF!	H		L	0-1 (10)
4/25	Georgia State!	H	W		6-0
4/26	Florida State!	H		L	0-3
5/3	Furman	H	W		3-2 (11)
5/3	Furman	H		L	0-2

Key: \$ Houston Classic, ! South Carolina Invitational

1987

Record: 34-14

H: 17-3 A: 3-4 N: 14-7

Coach: Joyce Compton

Date	Opponent	Site	W	L	Score
3/6	Baylor *	N14	W		5-0
3/6	Sam Houston State *	N14	W		7-6 (12)
3/6	Texas A&M *	A		L	1-2
3/7	Cal State-Fullerton *	N14		L	0-2
3/7	Oklahoma State *	N14		L	1-3
3/7	Louisiana Tech *	N14		L	0-2
3/10	Rhode Island	N6	W		7-0 (5)
3/10	Detroit	N6	W		7-0 (5)
3/11	Maine	N6	W		2-0
3/11	Rhode Island	N6	W		6-0
3/12	USF %	A		L	1-0
3/12	USF %	A	W		3-1
3/13	Rutgers %	N15	W		12-1 (5)
3/13	Eastern Michigan %	N15	W		3-0
3/13	Temple %	N15	W		5-0
3/14	Florida State %	N15	W		4-0
3/14	Stetson %	N15	W		2-0
3/14	Bradley %	N15	W		8-0
3/15	Arizona State %	N15		L	0-1
3/15	Florida State %	N15	W		2-0
3/17	Connecticut	H	W		8-0
3/18	Seton Hall	H	W		8-1
3/20	Princeton	H	W		6-0
3/20	Princeton	H	W		11-0
3/21	Colgate	H	W		11-0
3/26	Brigham Young (exh.) @	N9	W		2-0
3/26	U.S. International @	N9		L	0-1 (8)
3/27	Indiana @	N9	W		2-1
3/27	Cal State Fullerton @	A		L	0-1 (10)
3/28	Long Beach State @	N9		L	0-1
3/29	Utah State @	N9		L	1-2 (8)
4/7	North Carolina	H	W		1-0 (9)
4/7	North Carolina	H	W		7-2 (9)
4/10	Georgia State \$	H	W		9-0
4/10	Louisiana Tech \$	H		L	1-2
4/11	Nicholls State \$	H		L	0-2
4/11	George Mason \$	H	W		4-0
4/11	Florida State \$	H		L	0-1 (9)
4/12	USF \$	H	W		1-0 (10)
4/12	Furman \$	H	W		1-0
4/18	Florida State	A	W		3-1
4/18	Florida State	A	W		1-0
4/19	Florida State	A		L	1-2
4/25	Furman	H	W		3-0
4/25	East Carolina	H	W		2-0
4/26	East Carolina	H	W		3-1
4/26	East Carolina	H	W		8-0
5/2	Furman	H	W		3-0
5/2	Furman	H	W		4-1

Key: * Texas A&M Invitational, % USF Tournament, @ Pony Invitational, \$ South Carolina Invitational

1988

Record: 47-14

H: 16-0 A: 12-9 N: 19-5

Coach: Joyce Compton

NCAA Regional

Date	Opponent	Site	W	L	Score
2/18	Furman	A	W		4-0
2/18	Furman	A	W		2-0
2/22	North Carolina	A		L	0-1
2/22	North Carolina	A	W		12-1
2/29	Georgia Southern	A	W		22-0 (5)
2/29	Georgia Southern	A	W		17-0 (5)
3/4	McNeese State *	N14	W		4-0
3/4	Sam Houston State *	N14		L	2-3 (11)
3/5	Louisiana Tech *	N14		L	0-1
3/5	Texas A&M *	A		L	0-3
3/6	Oklahoma State *	N14	W		3-1 (8)
3/6	Illinois State *	N14		L	0-3
3/8	Central Michigan	N15		L	1-4
3/8	Central Michigan	N15	W		4-0
3/10	USF	A	W		2-0
3/10	USF	A	W		6-0
3/11	Oklahoma City %	N15	W		5-0
3/11	Stetson %	N15	W		6-0
3/11	Central Michigan %	N15	W		2-1 (8)
3/12	Winthrop %	N15	W		3-0
3/12	Western Michigan %	N15	W		5-0
3/12	Maine %	N15	W		10-0 (6)
3/13	Florida State %	N15	W		5-1
3/13	Louisiana Tech	N15		L	0-1 (8)
3/24	Louisiana Tech	A		L	0-2
3/25	Baylor!	N7	W		10-0 (5)
3/25	Kent State!	N7	W		8-0 (5)
3/26	Indiana!	N7	W		4-3
3/27	Louisiana Tech!	A		L	1-5
3/30	Charleston Southern	A	W		15-0 (5)
3/30	Charleston Southern	A		L	2-5
4/1	Utah	H	W		2-0
4/1	Florida State	H	W		1-0
4/2	Florida State	H	W		3-1
4/2	Utah	H	W		3-0
4/5	Winthrop	H	W		11-1 (6)
4/5	Winthrop	H	W		5-0
4/9	Georgia State	H	W		7-0
4/9	North Carolina	H	W		1-0
4/10	Furman	H	W		10-0 (6)
4/10	Georgia State	H	W		9-3
4/15	Georgia State &	N16	W		11-4
4/15	Louisiana-Lafayette &	N16	W		1-0
4/16	North Carolina &	N16	W		2-0
4/16	Nicholls State &	N16	W		5-1
4/16	Georgia State &	N16	W		9-0
4/17	Louisiana Tech &	N16		L	1-3
4/21	Furman	H	W		3-0
4/21	Furman	H	W		5-0
4/23	East Carolina	H	W		3-0
4/23	East Carolina	H	W		4-3 (10)
4/24	Virginia	H	W		6-1
4/24	Virginia	H	W		10-0 (5)
4/25	Charlotte	A	W		18-0
4/25	Charlotte	A	W		4-2 (10)
5/6	Furman	A		L	2-3
5/6	Furman	A	W		3-2 (10)
5/20	Minnesota #	N17	W		1-0
5/20	Arizona #	A	W		1-0
5/21	Arizona #	A		L	0-1
5/21	Arizona #	A		L	3-4

Key: * Texas A&M Invitational, % USF Invitational, ! Louisiana Tech Invitational, & Chattanooga Tournament, # NCAA Regional

YEAR-BY-YEAR RESULTS

1989

Record: 46-12

H: 27-4 A: 5-1 N: 14-7

Coach: Joyce Compton

Women's College World Series

Date	Opponent	Site	W	L	Score
2/27	Georgia Southern	A	W		4-1
2/27	Georgia Southern	A	W		3-0
3/3	Sam Houston State !	N14	W		1-0
3/3	Illinois State !	N14	W		4-3 (8)
3/4	Oklahoma City !	N14	W		5-1
3/4	Texas A&M !	A	W		11-1
3/7	Central Michigan	N15	W		3-0
3/7	Central Michigan	N15		L	1-2
3/9	USF	A	W		2-0
3/9	USF	A		L	2-3
3/10	Arizona State*	N15		L	0-1
3/10	Louisiana-Monroe *	N15	W		5-2 (8)
3/11	Akron *	N15	W		4-3 (8)
3/11	Eastern Michigan *	N15		L	0-1 (8)
3/11	Western Michigan *	N15	W		4-0
3/12	Arizona State *	N15		L	5-13 (9)
3/12	Virginia *	N15	W		7-0
3/24	North Carolina @	H	W		1-0
3/24	Winthrop @	H	W		3-0
3/25	Toledo @	H	W		2-1
3/25	Georgia State @	H	W		2-1
3/27	Toledo	H	W		5-1
3/27	Toledo	H	W		4-3
3/28	Charleston Southern	H	W		10-0 (5)
3/28	Charleston Southern	H	W		4-0
3/31	Furman	H	W		4-2
3/31	Louisiana Tech	H		L	2-5
4/1	Louisiana Tech	H		L	1-2
4/1	Furman	H	W		3-0
4/3	North Carolina	H	W		4-1 (8)
4/3	North Carolina	H	W		2-1
4/6	Coastal Carolina	H	W		3-0
4/6	Coastal Carolina	H	W		7-0
4/8	East Carolina \$	H	W		5-1
4/8	Georgia Southern \$	H	W		13-0 (5)
4/8	Georgia State \$	H	W		5-3
4/9	Georgia State \$	H	W		1-0
4/9	East Carolina \$	H	W		4-0
4/11	Coastal Carolina	H	W		2-0
4/11	Coastal Carolina	H	W		1-0
4/14	Adelphi %	A	W		13-1 (5)
4/15	Penn State %	N18	W		5-2
4/17	Charlotte	H	W		2-0
4/17	Charlotte	H	W		8-0
4/18	Furman	H	W		3-1
4/18	Furman	H		L	1-2
4/21	Nicholls State &	N16	W		4-3
4/21	Austin Peay &	N16	W		8-0 (6)
4/22	USF &	N16	W		4-3 (8)
4/22	Virginia &	N16	W		2-0
4/22	North Carolina &	N16	W		5-4
4/22	Nicholls State &	N16		L	3-4 (8)
5/19	Florida State #	H	W		2-1 (10)
5/19	Louisiana Tech #	H	W		3-1
5/20	Louisiana Tech #	H		L	0-1 (9)
5/20	Louisiana Tech #	H	W		8-2
5/24	UCLA ©	N3		L	0-3
5/26	Oregon ©	N3		L	0-1

Key: ! Texas A&M Tournament, * USF Tournament, @ USC Round Robin, \$ USC Invitational, % Adelphi Tournament, & Chattanooga Tournament, # NCAA Regional, © Women's College World Series

1990

Record: 49-14

H: 18-3 A: 16-7 N: 15-4

Coach: Joyce Compton

Date	Opponent	Site	W	L	Score
2/17	Furman	A	W		4-3
2/17	Furman	A		L	0-1
2/24	Charleston Southern	A	W		4-0
2/24	Charleston Southern	A	W		10-1
2/25	UNC Wilmington	H	W		17-2 (5)
2/25	UNC Wilmington	H	W		6-2
2/28	Georgia State	A	W		2-0
2/28	Georgia State	A	W		4-0
3/2	Georgia Southern	A	W		6-0
3/2	Georgia Southern	A	W		7-0
3/3	North Carolina	H	W		7-0
3/3	North Carolina	H	W		5-4
3/9	Nicholls State!	N14	W		1-0
3/9	Missouri State!	N14	W		4-2
3/10	Oklahoma City !	N14	W		2-1
3/10	Sam Houston State !	N14	W		7-0 (F)
3/10	Illinois State !	N14	W		2-1
3/11	Texas State !	N14	W		4-0
3/11	Kansas !	N14		L	1-2 (9)
3/11	Texas A&M !	A	W		1-0
3/13	Louisiana-Lafayette	A		L	0-1
3/13	Louisiana-Lafayette	A		L	3-4 (11)
3/15	Louisiana-Monroe @	N13	W		9-1 (5)
3/15	Creighton @	N13	W		2-1 (12)
3/16	St. Mary's (Texas) @	N13	W		9-0
3/16	Sam Houston State @	N13	W		1-0
3/17	Western Illinois @	N13	W		4-2
3/17	Southern Mississippi @	N13	W		4-0
3/17	Texas A&M#	N13		L	1-5
3/20	Ohio	H	W		5-1
3/20	Ohio	H	W		7-1
3/22	Louisiana Tech	A		L	1-2 (9)
3/23	Texas-Arlington\$	N7	W		3-1
3/24	Missouri State\$	N7		L	4-5
3/24	Louisiana Tech\$	A		L	0-1 (8)
3/28	Coastal Carolina	A	W		8-3
3/28	Coastal Carolina	A	W		8-0 (5)
4/3	Coastal Carolina	H	W		6-1
4/3	Coastal Carolina	H	W		11-3
4/4	Charlotte	A	W		2-0
4/4	Charlotte	A		L	0-1
4/7	Texas A&M %	H	W		10-4
4/7	Furman %	H	W		2-0
4/7	Nicholls State %	H	W		5-2
4/8	Furman %	H	W		2-0
4/8	Nicholls State %	H		L	1-2 (9)
4/10	North Carolina	A	W		4-0
4/10	North Carolina	A	W		2-1
4/11	Virginia	A	W		4-0
4/11	Virginia	A	W		4-0
4/13	Winthrop &	H	W		3-0
4/13	Georgia Southern &	H	W		4-0
4/14	Georgia State &	H	W		3-0
4/14	Charlotte &	H		L	2-3
4/20	Furman *	N16	W		11-2
4/20	Georgia State *	N16	W		2-0
4/20	Northwestern State (La.) *N16	N16		L	2-3
4/25	Furman	H	W		2-1 (9)
4/25	Furman	H	W		11-1 (5)
4/28	USF	N11		L	0-1
4/28	USF	N11	W		3-2
4/29	Florida State	A	W		2-0 (9)
4/29	Florida State	A		L	0-3

Key: ! Texas A&M Tournament, @ Houston Invitational, \$ Louisiana Tech Tournament, % USC Round Robin, & USC Invitational, * Chattanooga Tournament

1991

Record: 51-13

H: 20-6 A: 12-2 N: 19-5

Coach: Joyce Compton

Date	Opponent	Site	W	L	Score
2/17	Furman	A	W		2-1
2/17	Furman	A	W		6-5
2/24	UNC Wilmington	N19	W		15-0 (5)
2/24	North Carolina	A	W		4-0
2/26	Georgia Southern	A	W		3-1 (8)
2/26	Georgia Southern	A	W		5-1
3/2	North Carolina	H		L	1-3
3/2	Louisiana Tech	H	W		4-0
3/5	Georgia State	A		L	0-1
3/5	Georgia State	A	W		5-0
3/8	Samford *	N15	W		3-0
3/8	Creighton *	N15	W		1-0 (8)
3/8	USF *	A	W		4-2
3/9	Maine *	N15	W		5-4 (6)
3/9	Oklahoma *	N15	W		2-1 (6)
3/9	Virginia *	N15	W		3-1 (6)
3/10	Florida State *	N15	W		4-3
3/10	Iowa *	N15		L	1-6
3/12	Creighton	H	W		2-1
3/14	Connecticut	H	W		7-4 (8)
3/15	Nicholls State &	N11	W		7-6
3/15	Georgia State &	N11	W		9-0
3/15	USF &	N11	W		5-1
3/16	Southern Illinois &	N11	W		3-2 (8)
3/16	Connecticut &	N11	W		5-0
3/16	Western Illinois &	N11		L	1-4
3/24	Toledo	H	W		4-0
3/24	Toledo	H	W		4-0
3/29	Northwestern %	H	W		4-0
3/29	Dayton %	H	W		12-0 (5)
3/30	Toledo %	H		L	0-1
3/30	USF %	H	W		1-0
4/1	Coastal Carolina	A	W		7-0
4/1	Coastal Carolina	A	W		11-2
4/3	Charlotte	A	W		2-0
4/3	Charlotte	A	W		11-0 (5)
4/5	North Carolina \$	N20	W		5-2
4/5	Samford \$	A	W		4-0
4/5	Florida State \$	N20		L	1-4
4/6	Notre Dame \$	N20	W		3-1
4/6	Wichita State \$	N20	W		9-0 (5)
4/6	Louisiana-Lafayette \$	N20		L	4-5
4/10	Virginia	H	W		2-1
4/10	Virginia	H		L	0-3
4/12	Charlotte =	H	W		8-0
4/12	Georgia State =	H	W		4-0
4/13	Georgia Southern =	H	W		6-0
4/13	Coastal Carolina =	H	W		1-0 (8)
4/13	Georgia State =	H	W		5-0
4/16	Winthrop	H	W		1-0
4/16	Winthrop	H	W		5-4
4/19	Northwestern State (La.)	H		L	3-9
4/19	Louisiana-Lafayette	H		L	0-4
4/19	Louisiana-Lafayette	H		L	1-3
4/23	Furman	H	W		8-0
4/23	Furman	H	W		3-0
4/24	Coastal Carolina	H	W		5-0
4/24	Coastal Carolina	H	W		8-0
4/26	Iowa State !	N21	W		4-0
4/27	Nicholls State !	N21	W		5-4
4/27	Iowa State !	N21	W		7-2
4/27	New Mexico !	A		L	1-5
4/28	Texas A&M !	N21		L	1-2
4/28	UC Santa Barbara !	N21	W		2-0

Key: * USF Tournament, & Florida State Tournament, % USC Round Robin I, \$ Frost Cutlery Tournament, = USC Round Robin II, ! New Mexico Diamond Classic

YEAR-BY-YEAR RESULTS

1992

Record: 54-14-1

H: 24-1 A: 12-2-1 N: 19-5
Coach: Joyce Compton

Date	Opponent	Site	W	L	Score
2/15	Charleston Southern	A	W		9-1
2/15	Charleston Southern	A	W		12-1 (6)
2/22	Georgia Tech	H	W		8-2
2/22	Georgia Tech	H	W		1-0
2/26	Georgia Southern	A	W		4-3
2/26	Georgia Southern	A	W		6-0
2/29	Ball State *	H	W		3-0
2/29	North Carolina *	H		L	3-4
3/1	North Carolina *	H	W		5-0
3/1	Ball State *	H	W		6-2
3/3	Georgia State	A	W		5-0 (9)
3/3	Georgia State	A	W		6-1 (5)
3/6	Illinois State @	N14		L	4-5
3/6	Northern Illinois @	N14	W		2-0
3/6	Nebraska @	N14	W		6-5 (8)
3/7	Louisiana Tech @	N14	W		1-0
3/7	Minnesota @	N14	W		3-0
3/7	Texas A&M @	A		L	0-1
3/8	Ohio State @	N14	W		2-0
3/8	Missouri @	N14	W		5-4 (9)
3/8	Louisiana-Monroe @	N14	W		4-0
3/10	Louisiana Tech	A	W		2-0
3/10	Louisiana Tech	A		L	2-3
3/11	Northwestern State (La.)	A		T	0-0 (6)
3/11	Northwestern State (La.)	A	W		3-1
3/13	Louisiana-Lafayette	A		L	0-2
3/13	Louisiana-Lafayette	A		L	1-5
3/14	Louisiana-Lafayette	A		L	0-4
3/14	Louisiana-Lafayette	A	W		7-1
3/22	Wright State	H	W		7-0
3/22	Wright State	H	W		10-0 (6)
3/25	Charlotte	H	W		3-0
3/25	Charlotte	H	W		8-1
3/27	Notre Dame %	N20		L	1-4
3/27	Georgia State %	N20	W		9-2
3/27	Samford %	A	W		10-0 (5)
3/28	Wichita State %	N20	W		10-1 (5)
3/28	Furman %	N20	W		10-6
3/28	Georgia Tech %	N20	W		9-0 (6)
3/28	Louisiana-Lafayette %	N20		L	1-3
3/31	Coastal Carolina	A	W		7-2
3/31	Coastal Carolina	A	W		10-7
4/4	Winthrop \$	H	W		5-0
4/4	Georgia State \$	H	W		2-0
4/4	Winthrop \$	H	W		4-1
4/5	Georgia State \$	H	W		7-0
4/5	Winthrop \$	H	W		6-0
4/8	Coastal Carolina	H	W		8-3
4/8	Coastal Carolina	H	W		3-0
4/10	Virginia	A		L	5-6
4/10	Virginia	A	W		5-3
4/11	Coastal Carolina =	N19	W		2-1
4/11	George Mason =	N19	W		9-0
4/11	East Carolina =	N19	W		7-1
4/12	Charlotte =	N19	W		6-2
4/12	North Carolina =	H	W		7-5 (8)
4/12	Florida State =	N19		L	2-3
4/14	Winthrop	A	W		4-0
4/14	Winthrop	A	W		5-1
4/17	Georgia Southern &	H	W		8-0 (5)
4/17	East Carolina &	H	W		3-0
4/18	East Carolina &	H	W		3-1
4/18	Georgia Southern &	H	W		10-0 (5)
4/18	East Carolina &	H	W		1-0 (11)
4/23	Furman	H	W		9-0
4/23	Furman	H	W		3-0
4/25	Florida State	A		L	0-2
4/25	Florida State	A		L	0-6
4/26	Florida State	A		L	0-2

Key: * Lady Gamecock Round Robin, @ Texas A&M Invitational, % Southern Invitational, \$ USC Round Robin, = UNC Invitational, & USC Invitational

1993

Record: 36-21-1

H: 22-6-1 A: 6-12 N: 8-3
Coach: Joyce Compton

Date	Opponent	Site	W	L	Score
2/13	Charleston Southern	H	W		10-0 (5)
2/13	Charleston Southern	H	W		16-1 (5)
2/17	Furman	H	W		3-0
2/17	Furman	H		T	1-1 (8)
2/20	Georgia Tech	A	W		3-0
2/20	Georgia Tech	A	W		6-5
2/23	Georgia Southern	A	W		10-4
2/23	Georgia Southern	A	W		10-0 (5)
2/27	North Carolina *	H	W		5-4
2/27	Eastern Michigan *	H	W		9-2
2/27	East Carolina *	H	W		11-1 (6)
2/28	Georgia State	A		L	0-8 (5)
2/28	Georgia State	A		L	6-7
3/7	UNLV	A		L	5-8
3/7	UNLV	A	W		4-2
3/9	Cal Poly-Pomona	A		L	0-1
3/9	Cal Poly-Pomona	A		L	4-8
3/10	UC-Santa Barbara	A		L	0-1
3/10	UC-Santa Barbara	A		L	1-2
3/12	Cal State-Northridge	A		L	0-2
3/12	Cal State-Northridge	A		L	2-5
3/20	Charlotte !	H	W		4-2
3/20	Georgia Tech !	H	W		2-1
3/21	Georgia Tech !	H	W		5-0
3/21	Charlotte !	H	W		10-0 (6)
3/24	Toledo	H	W		2-0
3/24	Toledo	H	W		2-0
3/26	Ohio %	N22	W		11-1
3/26	Georgia Tech %	N22	W		9-0
3/28	USF %	N22		L	2-8
3/28	Charlotte %	N22	W		6-0
3/30	North Carolina	A	W		9-1
3/30	North Carolina	A		L	1-2
4/3	Virginia	H	W		4-1
4/3	Virginia	H		L	1-3
4/9	Georgia Southern \$	H	W		10-0 (5)
4/9	Louisiana-Lafayette \$	H	W		1-0 (10)
4/10	Georgia State \$	H	W		7-0
4/10	Georgia Southern \$	H	W		10-0
4/11	Louisiana-Lafayette	H		L	2-3
4/11	Louisiana-Lafayette	H		L	1-6
4/11	Louisiana-Lafayette	H		L	0-6
4/13	Charlotte	H	W		7-1
4/13	Charlotte	H	W		4-0
4/16	Texas-Arlington &	N16	W		3-0
4/16	Tennessee Tech &	N16	W		7-0
4/16	Louisiana-Monroe &	N16	W		13-3 (5)
4/17	Samford &	N16		L	1-8
4/17	Charlotte &	N16	W		6-1
4/18	Nicholls State &	N16	W		4-3
4/18	Louisiana Tech &	N16		L	1-4
4/20	Winthrop	H	W		7-0
4/20	Winthrop	H	W		5-0
4/21	Furman	A		L	2-3 (8)
4/21	Furman	A		L	5-6 (9)
4/24	Florida State	H	W		6-4
4/24	Florida State	H		L	0-7
4/25	Florida State	H		L	0-8

Key: * Lady Gamecock Invitational, ! South Carolina Round Robin, % Winthrop Invitational, \$ South Carolina Invitational, & Frost Cutlery Tournament

1994

Record: 52-17

H: 20-5 A: 8-5 N: 24-7
Coach: Joyce Compton
NCAA Regional

Date	Opponent	Site	W	L	Score
2/15	Furman	H	W		6-0
2/15	Furman	H	W		11-3 (6)
2/19	Eastern Michigan *	H		L	4-5
2/19	Georgia Tech *	H	W		6-5
2/20	Georgia Tech *	H	W		2-0
2/20	Eastern Michigan *	H		L	1-2
2/21	Eastern Michigan	H	W		5-1
2/21	Eastern Michigan	H	W		4-3
2/25	UNLV !	N23		L	0-11 (5)
2/25	UNLV !	N23		L	2-10 (6)
2/26	Utah State !	N23	W		2-1
2/26	Utah !	N23	W		4-3
2/27	Oregon !	N23		L	0-4
2/27	UNLV !	N23		L	1-8
3/5	Florida State	A	W		3-2 (9)
3/5	Florida State	A		L	1-3
3/7	Central Michigan	N15	W		4-1
3/7	Robert Morris	N15	W		2-1
3/8	Yale	N15	W		3-1
3/9	Notre Dame	N15	W		7-1
3/9	Oklahoma	N15	W		5-2
3/11	Oklahoma State %	N15		L	0-5
3/11	Temple %	N15	W		10-1 (6)
3/11	Miami (Ohio) %	N15	W		5-3
3/12	Indiana %	N15	W		6-1
3/12	USF %	A		L	0-1
3/12	Texas A&M %	N15	W		2-1 (8)
3/13	UCLA %	N15		L	0-5
3/16	Campbell	H	W		7-0
3/16	Campbell	H	W		9-4
3/19	North Carolina	H	W		7-3
3/19	North Carolina	H	W		3-2
3/24	Youngstown State	H	W		4-1
3/24	Youngstown State	H	W		6-5
3/25	UNC Wilmington ^	N22	W		8-1
3/25	Samford ^	N22	W		4-0
3/26	East Carolina ^	N22	W		10-2 (6)
3/26	Wright State ^	N22	W		8-0 (5)
3/31	Nicholls State	H		L	1-6
3/31	Nicholls State	H	W		5-3
4/2	Georgia Southern	H	W		3-1
4/2	Georgia Southern	H	W		9-4
4/5	North Carolina	A	W		3-1
4/5	North Carolina	A		L	0-1
4/9	Georgia State	H	W		4-2
4/9	Georgia State	H	W		5-0
4/13	Northwestern State (La.)	H	W		8-0 (5)
4/13	Northwestern State (La.)	H	W		6-2
4/15	Georgia Tech \$	N16	W		8-0 (5)
4/15	USF \$	N16	W		3-1
4/16	Tennessee Tech \$	N16	W		4-0
4/16	Centenary \$	N16	W		2-0
4/16	Winthrop \$	N16	W		6-1
4/17	Hofstra \$	N16	W		5-4
4/17	Louisiana-Lafayette \$	N16		L	4-9
4/20	Winthrop	A	W		11-1
4/20	Winthrop	A	W		9-4
4/23	Charlotte	A	W		11-0 (5)
4/23	Charlotte	A	W		12-0 (5)
4/26	Furman	A	W		5-1
4/26	Furman	A	W		8-1
4/30	East Carolina &	N24	W		3-2 (11)
4/30	Rutgers &	N24	W		12-4 (5)
4/30	Virginia &	A		L	1-2
5/1	Rutgers &	N24	W		8-2
5/1	Virginia &	A		L	1-3
5/20	UNLV #	H		L	1-2 (8)
5/21	Georgia State #	H	W		6-1
5/21	UCLA #	H		L	1-3

Key: * Lady Gamecock Round Robin, ! UNLV Invitational, % USF Invitational, ^ Winthrop Invitational, \$ Frost-Cutlery Invitational, & Virginia Classic, # NCAA Regional

YEAR-BY-YEAR RESULTS

1995

Record: 53-21

H: 26-5

A: 12-6

N: 15-10

Coach: Joyce Compton

NCAA Regional

1996

Record: 38-13

H: 10-2

A: 8-2

N: 20-9

Coach: Joyce Compton

NCAA Regional

1997

Record: 63-5

H: 27-1

A: 16-0

N: 20-4

SEC: 25-1

Coach: Joyce Compton

SEC Champs; SEC Tournament Champs

Women's College World Series

Date	Opponent	SC Rank	Site	W	L	Score
2/14	Furman	15	A	L		2-3
2/14	Furman	15	A	W		3-0
2/19	Coastal Carolina	15	H	W		10-1 (5)
2/19	Coastal Carolina	15	H	W		8-0 (5)
2/22	Georgia Southern	15	A	W		4-0
2/22	Georgia Southern	15	A	W		2-1
2/25	Georgia State	15	H	W		2-0
2/25	Georgia State	15	H	W		3-0
2/26	Georgia Tech	15	A	W		7-0
2/26	Georgia Tech	15	A	W		11-5
3/3	Ohio State @	15	N25	W		4-1 (6)
3/3	Utah @	15	N25	L		1-3 (6)
3/4	No. 5 UNLV @	15	N25	W		2-1 (6)
3/9	Central Michigan \$	11	N15	L		1-2
3/9	Robert Morris \$	11	N15	W		5-1
3/10	Sam Houston State \$	11	N15	W		4-0
3/10	Penn State \$	11	N15	W		3-1
3/10	Western Michigan \$	11	N15	W		8-0 (6)
3/11	No. 25 USF \$	11	A	W		7-0
3/11	No. 14 Missouri \$	11	N15	W		2-1
3/12	No. 13 Oklahoma State \$	11	N15	L		1-2 (9)
3/16	Winthrop	11	H	W		6-0
3/16	Winthrop	11	H	W		2-1
3/18	No. 25 Virginia	11	H	W		2-0
3/18	No. 25 Virginia	11	H	W		1-0
3/19	No. 25 Virginia	11	H	W		6-0
3/19	No. 25 Virginia	11	H	W		4-0
3/24	No. 9 Florida State *	10	H	W		2-1
3/24	No. 9 Florida State *	10	H	W		3-2 (10)
3/25	Hofstra *	10	H	W		5-1
3/25	No. 9 Florida State *	10	H	W		6-3
3/26	Hofstra *	10	H	W		7-1
3/26	Hofstra *	10	H	W		9-0 (5)
3/27	Toledo	10	H	W		4-0
3/27	Toledo	10	H	W		9-5
3/31	Louisiana Tech	8	A	L		2-5
3/31	Louisiana Tech	8	A	L		2-3 (9)
4/1	Louisiana-Lafayette	8	A	L		0-1 (9)
4/1	Louisiana-Lafayette	8	A	L		1-2
4/2	Louisiana-Lafayette	8	A	L		1-5
4/5	North Carolina	11	H	W		5-3
4/5	North Carolina	11	H	W		3-0
4/8	Virginia %	11	N26	W		8-0 (6)
4/8	Coastal Carolina %	11	A	W		8-1
4/9	Virginia %	11	N26	W		6-0
4/9	Coastal Carolina %	11	A	W		11-0 (5)
4/12	No. 17 Nicholls State	13	H	W		5-1
4/12	No. 17 Nicholls State	13	H	L		2-3
4/14	Eastern Kentucky ^	13	N16	L		3-4 (10)
4/14	Marshall ^	13	N16	L		5-8
4/14	No. 17 Nicholls State ^	13	N16	W		5-0
4/15	Georgia State ^	13	N16	W		3-0
4/15	USF ^	13	N16	L		2-3 (10)
4/15	Texas A&M ^	13	N16	W		2-0
4/16	Louisiana Tech ^	13	N16	L		2-3
4/19	North Carolina	13	A	W		3-0
4/19	North Carolina	13	A	W		10-2 (6)
4/22	Texas A&M	13	H	W		2-0
4/22	Texas A&M	13	H	L		3-7
4/23	Texas A&M	13	H	W		4-2
4/23	Texas A&M	13	H	L		5-6 (8)
4/25	Furman	14	H	W		3-1
4/25	Furman	14	H	W		2-1
4/29	UNC Greensboro &	14	N24	L		2-5
4/29	Virginia &	14	A	W		10-2 (5)
4/29	George Mason &	14	N24	W		11-3 (5)
5/12	USF !	14	N27	W		11-2 (5)
5/12	No. 10 Florida State !	14	N27	L		4-5 (10)
5/13	USF !	14	N27	W		3-0
5/13	No. 10 Florida State !	14	N27	L		0-6
5/14	Massachusetts !	14	A	W		4-2
5/19	No. 13 Hawaii #	14	H	L		2-3
5/20	Campbell #	14	H	W		4-1
5/20	No. 13 Hawaii #	14	H	L		0-2

Key: @ UCLA Tournament, \$ USF Tournament, * USC Round Robin, % Coastal Invite, ^ Frost-Cutlery Invitational, & UVA Invitational, ! Diamond Classic, # NCAA Regional

Date	Opponent	SC Rank	Site	W	L	Score
2/14	Furman	14	H	W		9-1 (6)
2/14	Furman	14	H	W		14-0 (5)
2/17	Georgia Southern	14	H	W		3-0
2/17	Georgia Southern	14	H	W		5-0
2/24	Georgia Tech	14	H	W		1-0
2/24	Georgia Tech	14	H	W		10-1 (5)
2/25	Georgia State	14	A	W		6-0
2/25	Georgia State	14	A	W		10-4
3/1	Utah@	14	N28	W		2-1
3/1	Hofstra@	14	N28	W		7-4
3/2	No. 9 Oklahoma@	14	N28	W		2-1 (8)
3/2	No. 15 Texas A&M@	14	N28	W		1-0
3/3	No. 4 Washington@	14	N28	L		1-4
3/8	No. 21 Oklahoma State !	8	N15	W		1-0 (8)
3/8	Central Michigan !	8	N15	W		1-0
3/8	Notre Dame !	8	N15	W		5-2
3/9	Florida Atlantic !	8	N15	W		10-0 (5)
3/9	No. 18 Illinois-Chicago !	8	N15	W		4-1
3/10	No. 17 Indiana !	8	N15	W		5-2
3/10	Iowa#	8	N15	L		0-1
3/13	Furman	8	A	W		7-0
3/13	Furman	8	A	W		14-0 (5)
3/21	No. 12 Oklahoma \$	8	N9	L		0-2
3/21	DePaul \$	8	N9	L		2-4
3/22	No. 1 Arizona \$	8	N9	W		1-0
3/22	No. 5 Cal St.-Northridge \$	8	N9	W		2-1
3/23	No. 6 UNLV \$	8	N9	L		0-4
3/30	Coppin State %	8	N24	W		17-0 (5)
3/30	Virginia %	8	A	W		9-6
3/31	Coppin State %	8	N24	W		27-0 (5)
3/31	Virginia %	8	A	W		9-1 (5)
4/7	Louisiana-Lafayette	7	H	L		0-2
4/7	Louisiana-Lafayette	7	H	L		2-7
4/9	Coastal Carolina	8	H	W		10-0 (5)
4/9	Coastal Carolina	8	H	W		7-2
4/12	Florida Atlantic ^	8	N19	W		8-0 (6)
4/12	No. 14 Florida State ^	8	N19	L		2-4 (10)
4/12	Campbell ^	8	N19	W		4-3 (8)
4/14	Maryland ^	8	N19	W		8-0
4/14	North Carolina ^	8	A	W		12-4 (6)
4/16	North Carolina	7	H	W		2-1
4/16	North Carolina	7	H	W		13-0 (5)
4/19	Tennessee Tech &	7	N16	L		0-1
4/19	Centenary &	7	N16	W		4-0
5/5	No. 17 Florida State	7	A	L		1-5
5/5	No. 17 Florida State	7	A	W		5-3
5/6	No. 17 Florida State	7	A	L		1-2
5/17	No. 17 Notre Dame #	7	N29	W		3-0
5/18	No. 9 Michigan #	7	N29	L		0-1
5/18	Central Michigan #	7	N29	W		6-0
5/19	No. 9 Michigan #	7	N29	L		1-10

Key: @ NSCA Leadoff Classic, ! USF Classic, \$ Pony Invitational, % Virginia Invitational, ^ North Carolina Invitational, & Frost Cutlery Invitational, # NCAA Regional

Date	Opponent	SC Rank	Site	W	L	Score
2/16	North Carolina	9	H	W		1-0
2/16	North Carolina	9	H	W		10-8
2/21	Utah State @	9	N23	L		2-6
2/21	No. 2 UCLA @	9	N23	L		0-1
2/22	No. 4 Washington @	9	N23	W		9-2
2/22	Cal Poly @	9	N23	W		2-1 (9)
2/23	New Mexico @	9	N23	W		8-0 (5)
2/28	Massachusetts &	6	N28	W		1-0
3/1	Illinois State &	6	N28	W		3-2 (9)
3/1	Louisiana-Lafayette &	6	N28	W		3-0 (8)
3/2	Texas A&M &	6	N28	W		4-1
3/2	Notre Dame &	6	N28	W		3-2
3/2	No. 4 Washington &	6	N28	W		1-0
3/7	Robert Morris %	4	N15	W		1-0
3/7	Indiana %	4	N15	W		6-5 (8)
3/7	Florida Atlantic %	4	N15	W		11-2 (6)
3/8	Indiana State %	4	N15	W		9-0
3/8	Chattanooga %	4	N15	W		4-1
3/9	Illinois-Chicago %	4	N15	W		1-0
3/9	No. 9 Iowa %	4	N15	W		2-0
3/9	No. 7 Michigan %	4	N15	W		2-0
3/12	Furman	4	H	W		8-0 (5)
3/15	Florida*	4	A	W		5-0
3/15	Florida*	4	A	W		8-2
3/16	Florida*	4	A	W		1-0
3/16	Florida*	4	A	W		6-4
3/19	Princeton	4	H	W		2-0
3/19	Princeton	4	H	W		8-0 (6)
3/22	Mississippi State*	4	A	W		4-0
3/22	Mississippi State*	4	A	W		5-3
3/23	Mississippi*	4	A	W		6-0
3/23	Mississippi*	4	A	W		3-0
3/27	Winthrop	4	H	W		4-0
3/27	Winthrop	4	H	W		8-0 (6)
3/29	Kentucky*	4	H	W		10-0 (5)
3/29	Kentucky*	4	H	W		5-0
3/30	Kentucky*	4	H	W		8-0 (5)
3/30	Kentucky*	4	H	W		10-2 (6)
4/3	Georgia Tech	4	A	W		3-0
4/3	Georgia Tech	4	A	W		10-2 (6)
4/5	Tennessee*	4	H	W		1-0
4/5	Tennessee*	4	H	W		1-0 (10)
4/6	Tennessee*	4	H	L		1-6
4/6	Tennessee*	4	H	W		1-0
4/9	Coastal Carolina	4	A	W		4-3
4/9	Coastal Carolina	4	A	W		6-0
4/13	LSU*	4	A	W		3-0
4/13	LSU*	4	A	W		8-0
4/17	East Carolina	3	H	W		8-0 (5)
4/17	East Carolina	3	H	W		5-0
4/19	Georgia*	3	H	W		2-0
4/19	Georgia*	3	H	W		3-0
4/20	Georgia*	3	H	W		2-0
4/20	Georgia*	3	H	W		7-4
4/22	Georgia Southern	3	A	W		6-4
4/22	Georgia Southern	3	A	W		4-3
4/26	Alabama*	3	H	W		2-0
4/26	Alabama*	3	H	W		6-0
4/27	Auburn*	3	H	W		4-0
4/27	Auburn*	3	H	W		4-2
5/9	Florida \$	2	N28	W		6-1
5/10	Auburn \$	2	N28	W		9-0 (5)
5/11	Florida \$	2	N28	W		6-0
5/16	UNC Greensboro #	2	H	W		5-0
5/17	Kansas #	2	H	W		1-0
5/18	Kansas #	2	H	W		1-0
5/22	No. 6 Washington ©	2	N30	L		0-6
5/24	No. 8 Michigan ©	2	N30	L		0-1

Key: * Southeastern Conference Game, @ UNLV Classic, & NFCA Leadoff Classic, % Speedline/USF Classic, \$ SEC Tournament, # NCAA Regional, © Women's College World Series

YEAR-BY-YEAR RESULTS

1998

Record: 36-21

H: 16-8 A: 14-6 N: 6-7 SEC: 15-11

Coach: Joyce Compton

Date	Opponent	SC Rank	Site	W	L	Score
2/18	Georgia Southern	6	H	W		5-0
2/18	Georgia Southern	6	H	W		5-2
2/21	Georgia State	6	H	W		5-0
2/21	Georgia State	6	H	L		3-4
2/27	No. 9 Oklahoma State!	11	N28	L		2-8
2/27	Notre Dame!	11	N28	L		2-5
2/28	No. 24 Cal St.-Northridge!	11	N28	W		3-2
2/28	Canisius!	11	N28	W		6-3
3/1	No. 9 Florida State!	11	N28	W		2-0
3/1	Nebraska!	11	N28	L		0-8
3/6	No. 20 Oregon State@	14	N31	L		0-1
3/6	Notre Dame@	14	N31	W		1-0 (8)
3/7	Western Illinois@	14	N31	W		3-1
3/7	No. 4 Oklahoma State@	14	N31	L		0-1
3/11	Georgia Tech	21	H	W		8-0 (5)
3/11	Georgia Tech	21	H	W		6-3
3/13	Florida*	21	H	W		2-0
3/13	Florida*	21	H	L		5-8
3/14	Florida*	21	H	L		2-5
3/14	Florida*	21	H	L		1-4
3/19	Princeton		H	W		5-0
3/19	Princeton		H	W		2-1
3/22	Mississippi*		H	W		4-0
3/22	Mississippi*		H	W		5-0
3/24	North Carolina		A	L		1-4
3/24	North Carolina		A	W		6-0
3/27	Kentucky*		A	L		2-3
3/27	Kentucky*		A	W		11-2 (6)
3/28	Kentucky*		A	W		3-2
3/28	Kentucky*		A	W		7-3
4/1	Furman		H	W		3-0
4/1	Furman		H	L		1-2 (8)
4/4	Tennessee*		A	W		3-2
4/4	Tennessee*		A	L		1-2
4/5	Tennessee*		A	W		6-2
4/5	Tennessee*		A	L		2-3
4/7	Virginia		A	W		4-2
4/7	Virginia		A	W		8-6 (8)
4/10	Arkansas*		H	W		2-1
4/10	Arkansas*		H	L		4-5
4/11	No. 13 LSU*		H	L		1-7
4/11	No. 13 LSU*		H	L		0-12
4/15	Coastal Carolina		H	W		3-2
4/15	Coastal Carolina		H	W		8-0 (5)
4/17	Georgia*		A	L		2-3 (10)
4/17	Georgia*		A	W		5-3
4/18	Georgia*		A	W		5-4 (9)
4/18	Georgia*		A	W		5-3
4/22	Winthrop		H	W		4-1
4/22	Winthrop		H	W		10-2 (5)
4/25	Alabama*		A	W		10-9
4/25	Alabama*		A	L		1-4
4/26	Auburn*		A	W		4-2
4/26	Auburn*		A	W		5-3 (8)
5/8	Mississippi State \$		N28	W		2-0
5/9	No. 23 Florida \$		N28	L		0-1
5/9	Mississippi State \$		N28	L		0-3

Key: * Southeastern Conference Game, ! NCA Leadoff Classic, @ Bulldog Classic, \$ SEC Tournament

1999

Record: 49-21

H: 21-7 A: 12-6 N: 16-8 SEC: 17-11

Coach: Joyce Compton

NCAA Regional

Date	Opponent	SC Rank	Site	W	L	Score
2/12	No. 7 Texas !	N32		W		5-3
2/12	No. 2 Arizona !	N32		L		5-7 (8)
2/13	Maryland !	N32		W		3-2
2/13	New Mexico State !	N32		W		2-0
2/14	No. 18 Arizona State !	A		W		2-0
2/18	Georgia Southern	A		W		5-0
2/18	Georgia Southern	A		W		6-1
2/20	Georgia State	H		L		0-2
2/20	Georgia State	H		W		8-0 (5)
2/23	North Carolina	H		W		6-0
2/23	North Carolina	H		W		2-0
2/26	Boston College%	N28		W		2-0
2/26	Southern Illinois%	N28		W		3-1
2/27	No. 1 Fresno State%	N28		W		1-0
2/27	Louisiana-Lafayette%	N28		L		0-1
2/28	No. 9 LSU	N28		W		2-1
2/28	Stanford%	N28		L		0-8 (5)
3/4	Florida A&M@	13	N15	W		2-1
3/4	No. 17 Illinois-Chicago@	13	N15	W		4-0
3/5	Alabama@	13	N15	W		5-4 (11)
3/5	Maryland@	13	N15	W		3-1
3/6	No. 23 Iowa@	13	N15	W		3-2
3/6	No. 11 USF@	13	A	W		4-3 (12)
3/7	Mississippi@	13	N15	W		2-0
3/7	No. 14 Michigan@	13	N15	L		0-8 (5)
3/9	No. 25 Florida*	13	A	L		3-4
3/9	No. 25 Florida*	13	A	W		7-6
3/10	Florida*	9	A	W		5-1
3/10	Florida*	9	A	W		6-5 (9)
3/13	No. 17 Illinois-Chicago	9	H	L		2-5
3/13	No. 17 Illinois-Chicago	9	H	W		6-1
3/14	Iona	9	H	W		3-0
3/14	Iona	9	H	W		8-0 (5)
3/23	Furman	9	H	W		8-0 (5)
3/23	Furman	9	H	W		3-0
3/26	Mississippi State*	10	A	W		1-0
3/26	Mississippi State*	10	A	L		2-5
3/27	Mississippi*	10	A	W		6-5
3/27	Mississippi*	10	A	W		11-2 (6)
4/2	Kentucky*	10	H	L		2-4
4/2	Kentucky*	10	H	W		6-3
4/3	Kentucky*	10	H	W		3-2
4/3	Kentucky*	10	H	W		8-1
4/7	Campbell	9	H	W		8-0 (6)
4/7	Campbell	9	H	W		6-0
4/9	Tennessee*	9	H	W		2-1
4/9	Tennessee*	9	H	L		4-5
4/10	Tennessee*	9	H	L		0-8 (5)
4/10	Tennessee*	9	H	L		1-4
4/16	Arkansas*	11	A	L		0-1
4/16	Arkansas*	11	A	L		0-1
4/18	No. 9 LSU*	11	A	L		0-6
4/18	No. 9 LSU*	11	A	L		0-1
4/21	Coastal Carolina	16	A	W		5-1
4/21	Coastal Carolina	16	A	W		7-4
4/23	Georgia*	16	H	W		1-0
4/23	Georgia*	16	H	W		3-1
4/24	Georgia*	16	H	W		2-0
4/24	Georgia*	16	H	W		1-0
5/1	Alabama*	14	H	L		0-2
5/1	Alabama*	14	H	W		3-0 (6)
5/2	Auburn*	14	H	W		4-0
5/2	Auburn*	14	H	W		2-1
5/13	Arkansas \$	14	N28	L		1-4
5/14	Georgia \$	14	N28	W		4-0
5/15	Mississippi State \$	14	N28	L		1-2
5/20	Texas Tech #	14	N31	L		0-1
5/21	Florida A&M #	14	N31	W		2-0
5/22	Pacific #	14	N31	W		2-1 (12)
5/22	Texas Tech #	14	N31	L		1-4

Key: * Southeastern Conference Game, ! Fiesta Bowl Tournament, % NCA Leadoff Classic, @ USF/Speedline Tournament, \$ SEC Tournament, # NCAA Regional

2000

Record: 41-28

H: 14-8 A: 11-11 N: 16-9 SEC: 11-16

Coach: Joyce Compton

SEC Tournament Champions

NCAA Regional

Date	Opponent	SC Rank	Site	W	L	Score
2/11	Texas A&M!	18	N32	L		3-4
2/11	No. 4 Arizona!	18	N32	L		2-3
2/12	No. 3 Fresno State!	18	N32	L		0-3
2/12	No. 9 Arizona State!	18	A	L		1-2
2/13	Chattanooga!	18	N32	W		3-1 (8)
2/19	Georgia State	18	H	W		6-0
2/19	Georgia State	18	H	W		8-0 (5)
2/23	Charlotte	23	H	W		8-0 (6)
2/23	Charlotte	23	H	W		3-0
2/25	Indiana*	23	N15	W		4-0
2/25	USF*	23	A	W		9-1 (5)
2/26	Auburn*	23	N15	L		2-4 (8)
2/26	Kent State*	23	N15	W		11-0 (6)
2/27	No. 9 Michigan*	23	N15	W		2-1 (10)
3/1	North Carolina	18	A	W		4-3
3/2	North Carolina	18	A	L		2-3 (8)
3/4	Auburn*	18	A	W		5-3
3/4	Auburn*	18	A	L		3-4
3/9	Maryland%	18	N15	L		0-4
3/9	Purdue%	18	N15	W		2-1
3/10	Connecticut%	18	N15	W		1-0
3/10	No. 19 Illinois-Chicago%	18	N15	L		0-1
3/11	Hofstra%	18	N15	W		8-3
3/11	Georgia%	18	N15	W		2-0
3/11	USF%	18	A	W		9-1 (5)
3/12	No. 24 Mississippi State%	18	N15	W		2-1 (8)
3/12	Florida%	18	N15	W		9-2
3/15	Furman	17	H	W		2-1
3/15	Furman	17	H	W		8-0 (5)
3/17	No. 25 Florida*	17	H	W		7-1
3/17	No. 25 Florida*	17	H	L		0-7
3/18	No. 25 Florida*	17	H	W		6-1
3/18	No. 25 Florida*	17	H	L		0-12 (5)
3/24	No. 21 Mississippi State*	17	H	W		2-1 (9)
3/24	No. 21 Mississippi State*	17	H	L		2-6
3/25	Mississippi*	17	H	L		0-1 (9)
3/25	Mississippi*	17	H	W		10-2 (5)
3/28	No. 14 Alabama*	17	A	W		1-0
3/28	No. 14 Alabama*	17	A	L		3-4
3/31	Tennessee*	18	A	W		7-2
4/1	Tennessee*	18	A	W		4-2
4/1	Tennessee*	18	A	L		4-16 (5)
4/7	Kentucky*	18	A	L		0-1 (8)
4/7	Kentucky*	18	A	W		4-2
4/9	Kentucky*	18	A	W		4-1
4/9	Kentucky*	18	A	L		5-6
4/14	No. 7 LSU*	19	H	W		6-2
4/14	No. 7 LSU*	19	H	L		0-6
4/15	Arkansas*	19	H	L		0-4
4/15	Arkansas*	19	H	L		3-4 (12)
4/18	Coastal Carolina	19	H	L		5-7
4/18	Coastal Carolina	19	H	W		5-2
4/21	Georgia*	21	A	L		1-2 (10)
4/21	Georgia*	21	A	L		0-2
4/22	Georgia*	21	A	L		0-2
4/22	Georgia*	21	A	L		0-1
4/26	Georgia Southern	24	H	W		8-0 (6)
4/26	Georgia Southern	24	H	W		7-0
5/6	Virginia Tech	25	A	W		3-0
5/6	Virginia Tech	25	A	W		3-1
5/11	Kentucky \$	25	N28	W		2-1
5/12	No. 11 Alabama \$	25	N28	W		4-1
5/13	Arkansas \$	25	N28	L		1-3
5/14	Arkansas \$	25	N28	W		2-1
5/14	No. 7 LSU \$	25	N28	W		1-0 (8)
5/18	Massachusetts #	25	N17	W		10-0 (6)
5/19	No. 18 Nebraska #	25	N17	L		1-11 (6)
5/20	Illinois State #	25	N17	W		7-4
5/20	No. 18 Nebraska #	25	N17	L		0-9 (5)

Key: * Southeastern Conference Game, ! Fiesta Bowl Tournament, % Gladstone's Tournament, % USF/Speedline Tournament, \$ SEC Tournament, # NCAA Regional

YEAR-BY-YEAR RESULTS

2001
Record: 40-20-1
H: 17-8 A: 13-4 N: 10-8-1 SEC: 18-8
Coach: Joyce Compton
SEC Tournament Runner-Up
NCAA Regional

Date	Opponent	SC Rank	Site	W	L	Score
2/3	North Carolina	18	H	W		1-0
2/3	North Carolina	18	H	L		0-1
2/6	Georgia Southern	18	A	W		12-0 (5)
2/6	Georgia Southern	18	A	W		6-1
2/9	No. 12 Nebraska &	18	N32	W		2-1 (8)
2/9	No. 6 Arizona State &	18	A	L		2-8
2/10	No. 4 Washington &	18	N32	L		1-5
2/10	New Mexico State &	18	N32	W		6-0
2/11	No. 3 Arizona &	18	N32	L		0-8 (6)
2/16	No. 4 Washington !	18	N15	W		5-3
2/16	Hofstra !	18	N15	W		5-2
2/17	USF !	18	A	W		7-0
2/17	Maryland !	18	N15	L		3-4 (8)
2/18	No. 19 Notre Dame^	18	N15	L		0-1
2/23	No. 16 Oregon State%	19	N28	L		1-2 (8)
2/23	San Diego State%	19	N28	W		1-0
2/24	No. 3 Oklahoma%	19	N28	W		4-0
2/24	No. 10 Washington%	19	N28	W		3-2
2/25	No. 9 Stanford%	19	N28	T		0-0 (6)
2/28	Virginia Tech	16	H	L		1-4 (9)
2/28	Virginia Tech	16	H	W		2-1
3/6	Pittsburgh	16	H	W		3-0
3/6	Pittsburgh	16	H	W		3-0
3/10	Arkansas*	18	A	W		2-1
3/10	Arkansas*	18	A	W		2-1
3/11	Arkansas*	18	A	L		0-4
3/14	Southern Mississippi	17	H	W		4-0
3/14	Southern Mississippi	17	H	W		2-0
3/17	Mississippi State*	17	H	W		7-1
3/17	Mississippi State*	17	H	L		0-1
3/18	Mississippi State*	17	H	W		2-0
3/24	No. 7 LSU *	17	H	L		1-2
3/24	No. 7 LSU *	17	H	W		3-2
3/25	No. 7 LSU*	17	H	L		0-4
3/28	Georgia*	19	A	W		6-0
3/28	Georgia*	19	A	W		5-3
4/3	Tennessee*	19	H	W		1-0 (8)
4/3	Tennessee*	19	H	W		4-0
4/4	Tennessee*	19	H	W		1-0 (8)
4/7	Auburn*	19	A	W		5-3 (10)
4/7	Auburn*	19	A	W		10-0 (5)
4/8	Auburn*	19	A	W		4-3
4/14	Kentucky*	19	A	W		3-0
4/14	Kentucky*	19	A	L		1-2
4/15	Kentucky*	19	A	L		5-6 (8)
4/17	Furman	19	H	L		0-1
4/17	Furman	19	H	W		4-0
4/21	Florida*	20	H	L		1-4
4/21	Florida*	20	H	W		3-0
4/22	Florida*	20	H	W		3-1
4/25	Coastal Carolina	24	A	W		8-0 (5)
4/25	Coastal Carolina	24	A	W		6-1
4/28	No. 6 Alabama*	24	H	W		1-0 (8)
4/28	No. 6 Alabama*	24	H	L		2-8
4/29	No. 6 Alabama*	24	H	W		2-1 (11)
5/10	Kentucky \$	22	N16	W		5-1
5/11	No. 7 Alabama \$	22	N16	W		2-0 (9)
5/12	Arkansas \$	22	N16	W		1-0 (9)
5/13	No. 3 LSU \$	22	N16	L		0-1
5/17	DePaul #	22	N33	L		2-3 (9)
5/18	Illinois State #	22	N33	L		0-1

Key: * Southeastern Conference Game, & Fiesta Bowl
Tournament, ! USF Tournament, % NFCA Leadoff Classic, \$
SEC Tournament, # NCAA Regional

2002
Record: 46-20
H: 31-5 A: 8-10 N: 7-5 SEC: 20-10
Coach: Joyce Compton
NCAA Regional

Date	Opponent	SC Rank	Site	W	L	Score
2/8	Louisville!	22	N11	W		3-2
2/9	Florida Atlantic!	22	N11	L		0-1
2/9	No. 15 Florida State!	22	A	W		4-0
2/10	No. 9 Washington!	22	N11	L		1-8
2/13	Georgia Southern	22	H	W		1-0 (10)
2/13	Georgia Southern	22	H	W		7-3
2/16	UAB@	22	H	W		5-0
2/16	Tennessee Tech@	22	H	W		4-1
2/17	Jacksonville State@	22	H	L		0-2
2/17	East Tennessee State@	22	H	W		8-0 (6)
2/20	Charlotte	20	H	W		9-1 (6)
2/20	Charlotte	20	H	W		3-2 (8)
2/23	North Carolina	20	A	L		8-9 (10)
2/23	North Carolina	20	A	L		1-8
3/1	No. 8 Michigan %	25	N34	L		0-5
3/1	Ohio %	25	N34	W		9-1 (5)
3/2	Missouri %	25	N34	W		6-0
3/2	Michigan State %	25	N34	W		2-1
3/3	Central Michigan %	25	N34	W		2-0
3/6	UNC Greensboro	24	H	W		6-0
3/6	UNC Greensboro	24	H	W		9-1 (5)
3/9	Arkansas*	24	H	W		4-0
3/9	Arkansas*	24	H	L		2-5
3/10	Arkansas*	24	H	W		4-1
3/13	Furman	24	H	W		8-0 (6)
3/13	Furman	24	H	W		7-0
3/16	Mississippi State*	24	A	W		4-2
3/16	Mississippi State*	24	A	W		5-2
3/17	Mississippi State*	24	A	L		10-11 (9)
3/23	No. 5 LSU*	24	A	L		0-6
3/23	No. 5 LSU*	24	A	L		0-8 (6)
3/24	No. 5 LSU*	24	A	L		0-1
3/27	East Tennessee State	H	W			9-0 (5)
3/27	East Tennessee State	H	W			14-0 (5)
4/2	Tennessee*	A	W			5-4
4/2	Tennessee*	A	W			8-2 (9)
4/3	Tennessee*	A	W			4-3
4/6	Auburn*	H	W			4-2
4/6	Auburn*	H	W			3-1
4/7	Auburn*	H	W			3-2
4/10	No. 23 Georgia*	H	W			4-3
4/10	No. 23 Georgia*	H	W			2-1 (10)
4/11	No. 23 Georgia*	H	L			1-2
4/13	Kentucky*	H	W			4-0
4/13	Kentucky*	H	W			5-0
4/14	Kentucky*	H	W			2-0 (8)
4/20	Florida*	A	L			0-1 (8)
4/20	Florida*	A	L			1-2
4/21	Florida*	A	W			1-0
4/27	No. 15 Alabama*	A	W			3-1
4/27	No. 15 Alabama*	A	L			5-6
4/28	No. 15 Alabama*	A	L			3-4
5/1	Coastal Carolina	H	W			5-0
5/1	Coastal Carolina	H	W			4-1
5/4	Mississippi*	H	W			5-4
5/4	Mississippi*	H	W			10-0 (5)
5/5	Mississippi*	H	W			4-0
5/9	Mississippi State\$	N16	W			11-5
5/10	No. 18 Alabama\$	N16	W			6-4
5/11	No. 25 Georgia\$	N16	L			5-6
5/12	No. 25 Georgia\$	N16	L			3-4
5/16	Eastern Kentucky #	H	W			2-1 (8)
5/17	No. 25 Georgia #	H	L			0-1
5/18	No. 25 Georgia #	H	W			9-3
5/19	No. 1 UCLA #	H	W			2-1
5/19	No. 1 UCLA #	H	L			0-1

Key: * Southeastern Conference Game, ! Seminole Chal-
lenge, @ Gamecock Invitational, % Plant City Tournament,
\$ SEC Tournament, # NCAA Regional

2003
Record: 41-20
H: 19-7 A: 12-5 N: 10-8 SEC: 18-10
Coach: Joyce Compton
NCAA Regional

Date	Opponent	SC Rank	Site	W	L	Score
2/2	North Carolina	20	H	W		3-0
2/2	North Carolina	20	H	W		4-0
2/8	UNC Greensboro!	20	H	W		3-1
2/8	No. 19 Georgia Tech!	20	H	W		8-0 (5)
2/9	Boston College!	20	H	L		2-3
2/9	UNC Greensboro!	20	H	W		3-0
2/14	No. 1 UCLA@	20	N23	L		0-12 (5)
2/14	UNLV@	20	A	W		6-0
2/15	No. 21 Oregon State@	20	N23	W		3-2
2/15	No. 9 Cal State Fullerton@	20	N23	L		1-6
2/16	No. 4 Nebraska@	20	N23	L		1-9 (5)
2/21	No. 5 Washington*	20	N28	L		1-2
2/22	Temple^	20	N28	W		7-4
2/23	No. 4 Michigan^	20	N28	W		3-0
3/1	Western Michigan %	16	N34	W		5-1
3/1	Troy %	16	N34	W		13-0
3/2	Virginia Tech %	16	N34	W		8-4
3/5	Virginia	15	H	W		4-1
3/5	Virginia	15	H	W		2-0
3/8	Mississippi State*	15	H	L		2-6
3/8	Mississippi State*	15	H	W		11-3
3/9	Mississippi State*	15	H	W		5-2
3/12	Northern Illinois	15	H	W		5-0
3/12	Northern Illinois	15	H	W		4-1
3/16	No. 8 LSU*	15	H	W		3-2 (10)
3/16	No. 8 LSU*	15	H	L		3-6 (6)
3/25	Arkansas*	15	A	W		5-2
3/25	Arkansas*	15	A	W		6-1
3/26	Arkansas*	15	A	W		5-1
3/29	Auburn*	15	A	W		12-1 (5)
3/29	Auburn*	15	A	L		1-2 (8)
3/30	Auburn*	15	A	W		4-0
4/1	Tennessee*	14	H	W		9-1 (5)
4/1	Tennessee*	14	H	L		0-2
4/2	Tennessee*	14	H	L		0-1
4/5	Kentucky*	14	A	W		7-0
4/5	Kentucky*	14	A	W		7-2
4/6	Kentucky*	14	A	W		6-0
4/9	No. 10 Georgia*	15	A	L		0-4
4/9	No. 10 Georgia*	15	A	L		2-10 (6)
4/12	No. 20 Florida*	15	H	W		2-1
4/12	No. 20 Florida*	15	H	W		3-1
4/13	No. 20 Florida*	15	H	W		2-1
4/18	No. 17 Alabama*	16	H	L		3-6
4/19	No. 17 Alabama*	16	H	W		5-1
4/19	No. 17 Alabama*	16	H	L		2-3
4/23	Furman	18	H	W		6-0
4/23	Furman	18	H	W		9-1 (6)
4/26	Mississippi*	18	A	W		6-2
4/26	Mississippi*	18	A	W		1-0
4/27	Mississippi*	18	A	L		1-2
4/30	Coastal Carolina	18	A	L		6-7
4/30	Coastal Carolina	18	A	W		8-0 (6)
5/8	No. 25 Florida\$	20	N34	L		2-6
5/9	Mississippi State\$	20	N34	W		2-1
5/10	No. 12 LSU\$	20	N34	L		1-5
5/15	Princeton #	20	N17	W		8-7
5/16	No. 22 Texas A&M #	20	N17	L		0-5
5/16	Cal State-Northridge #	20	N17	W		5-3
5/17	Boston College #	20	N17	W		5-2
5/17	No. 22 Texas A&M #	20	N17	L		3-6

Key: * Southeastern Conference Game, ! Carolina Invi-
tational, @ Las Vegas Invitational, ^ NFCA Lead-Off Classic,
% Plant City Tournament, \$ SEC Tournament, # NCAA
Regional

YEAR-BY-YEAR RESULTS

2004

Record: 28-24

H: 16-7

A: 8-11

N: 4-6

SEC: 12-18

Coach: Joyce Compton
NCAA Regional

Date	Opponent	SC Rank	Site	W	L	Score
2/7	Charlotte	22	A	W		8-0 (5)
2/7	Charlotte	22	A	W		13-0 (5)
2/8	North Carolina	22	A	W		3-2
2/8	North Carolina	22	A	W		3-1
2/21	Middle Tennessee State!	23	H	W		5-0
2/21	College of Charleston!	23	H	W		4-0
2/22	Radford!	23	H	W		11-3 (5)
2/22	College of Charleston!	23	H	W		2-0
2/27	No. 16 Fresno State %	20	N28	L		0-1 (8)
2/27	Princeton %	20	N28	W		6-0
2/28	No. 18 Arizona State %	20	N28	W		5-3
2/28	No. 7 Michigan %	20	N28	W		2-1 (8)
2/29	No. 11 Florida State %	20	N28	L		1-3 (9)
3/6	Mississippi State*	15	A	W		2-1
3/6	Mississippi State*	15	A	L		0-8 (5)
3/7	Mississippi State*	15	A	W		7-4
3/13	No. 4 LSU*	16	A	L		0-1 (10)
3/13	No. 4 LSU*	16	A	W		6-4 (9)
3/14	No. 4 LSU*	16	A	L		0-4
3/16	Arkansas*	16	H	W		6-1
3/16	Arkansas*	16	H	W		2-1 (8)
3/17	Arkansas*	17	H	W		6-5
3/27	Auburn*	15	H	L		0-1
3/27	Auburn*	15	H	L		1-5
3/28	Auburn*	15	H	L		5-6
3/30	No. 12 Tennessee*	15	A	L		0-1
3/30	No. 12 Tennessee*	15	A	L		2-3
3/31	No. 12 Tennessee*	23	A	L		1-5
4/3	Kentucky*	23	H	W		3-2
4/3	Kentucky*	23	H	L		1-4
4/4	Kentucky*	23	H	W		4-0
4/6	No. 5 Georgia*	23	H	W		7-3
4/6	No. 5 Georgia*	23	H	L		0-3
4/7	No. 5 Georgia*	25	H	W		2-0
4/10	No. 16 Florida*	25	A	L		0-2
4/10	No. 16 Florida*	25	A	L		3-4
4/11	No. 16 Florida*	25	A	L		3-5
4/17	No. 13 Alabama*	25	A	W		3-1
4/17	No. 13 Alabama*	25	A	L		5-6
4/18	No. 13 Alabama*	25	A	L		2-5
4/21	Furman		H	W		6-0
4/21	Furman		H	W		8-2
4/24	Mississippi*		H	L		1-3
4/24	Mississippi*		H	W		2-1
4/25	Mississippi*		H	L		1-2
4/28	Coastal Carolina		H	W		10-2
4/28	Coastal Carolina		H	W		2-1
5/13	No. 3 LSU \$	N35	L			0-2
5/14	No. 12 Auburn \$	N35	L			0-2
5/20	No. 9 Louisiana-Lafayette #	N17	L			0-1
5/21	Centenary #	N17	W			8-3
5/21	Northwestern #	N17	L			3-5 (8)

Key: * Southeastern Conference Game, ! Gamecock Invitational, % NFCA Lead-Off Classic, \$ SEC Tournament, # NCAA Regionals

2005

Record: 28-28-1

H: 11-13

A: 7-8-1

N: 10-7

SEC: 11-16

Coach: Joyce Compton

Date	Opponent	SC Rank	Site	W	L	Score
2/5	Stephen F. Austin%		H	W		6-0
2/5	Coastal Carolina%		H	W		8-2
2/6	UNC Greensboro%		H	W		8-0 (6)
2/6	Coastal Carolina%		H	L		2-3
2/8	Charlotte		H	W		4-0
2/8	Charlotte		H	W		3-0
2/13	Wisconsin !	N32	W			9-0 (6)
2/16	Virginia Tech		H	L		5-6
2/16	Virginia Tech		H	L		0-3
2/18	Southeast Louisiana&	N11	W			3-1
2/18	No. 18 Florida State&		A	L		2-4
2/19	Syracuse&	N11	L			1-2
2/19	Southeast Louisiana&	N11	W			7-1
2/20	Syracuse&	N11	L			3-10
2/25	Southern Illinois^	N28	W			2-0
2/25	No. 8 Michigan^	N28	L			3-9
2/26	No. 15 Georgia Tech^	N28	W			2-0 (10)
2/26	Massachusetts^	N28	W			6-1
3/4	Boston@	N36	W			7-6 (9)
3/4	Gardner-Webb@	N36	W			13-7
3/5	Ohio State@	N36	L			0-3
3/5	South Dakota State@	N36	W			15-2 (5)
3/5	Mercer@	N36	W			7-2
3/6	Auburn@	N36	L			4-6
3/8	Arkansas*		A	W		6-1
3/8	Arkansas*		A	W		3-0
3/9	Arkansas*		A	W		5-3
3/12	No. 12 LSU*		H	W		4-3
3/12	No. 12 LSU*		H	L		3-4 (8)
3/13	No. 12 LSU*		H	W		2-0
3/15	No. 4 Tennessee*		H	L		1-9 (6)
3/15	No. 4 Tennessee*		H	L		0-12 (5)
3/26	No. 25 Auburn*		A	L		8-10
3/27	No. 25 Auburn*		A	L		2-11 (5)
3/29	North Carolina		H	W		4-1
3/29	North Carolina		H	W		3-1
4/3	Kentucky*		A	W		12-2 (5)
4/3	Kentucky*		A	W		10-1 (5)
4/5	No. 12 Georgia*		A	L		0-1
4/5	No. 12 Georgia*		A	L		1-6
4/6	No. 12 Georgia*		A	L		2-9
4/9	No. 16 Florida*		H	L		0-1
4/9	No. 16 Florida*		H	L		0-3
4/10	No. 16 Florida*		H	L		2-4
4/12	Winthrop		A	L		0-2
4/12	Winthrop		A	T		0-0
4/16	No. 9 Alabama*		H	L		0-11 (6)
4/16	No. 9 Alabama*		H	L		1-7
4/17	No. 9 Alabama*		H	L		2-9
4/23	Mississippi*		A	L		1-4
4/23	Mississippi*		A	W		5-2
4/24	Mississippi*		A	W		2-0
5/7	Mississippi State*		H	W		3-2
5/7	Mississippi State*		H	W		7-5
5/8	Mississippi State*		H	L		2-3 (8)
5/12	No. 18 Auburn \$	N37	L			0-8 (5)
5/13	Mississippi State \$	N37	L			1-4

Key: * Southeastern Conference Game, % Gamecock Invitational, ! Kajikawa Classic, & Sunshine Tournament, ^ NFCA Lead-Off Classic, @ Buzz Classic, \$ SEC Tournament

2006

Record: 28-30

H: 16-8

A: 4-19

N: 7-3

SEC: 8-21

Coach: Joyce Compton

Date	Opponent	SC Rank	Site	W	L	Score
2/10	Purdue@	N38	W			2-0
2/10	Pittsburgh@	N38	W			1-0
2/11	Bethune-Cookman@	N38	L			2-3
2/11	Florida Atlantic@		A	W		2-1
2/12	East Carolina@	N38	L			1-2
2/15	Winthrop		H	W		1-0
2/15	Winthrop		H	W		6-0
2/17	No. 19 Iowa State#	N11	W			3-0
2/17	Florida State#		A	L		3-4
2/18	No. 19 Iowa State#	N11	L			0-1
2/18	Florida State#		A	W		4-2
2/22	Charlotte		A	W		2-1
2/25	Fordham%		H	L		3-4 (8)
2/26	North Carolina State%		H	W		3-0
2/26	Georgia Southern%		H	W		7-0
2/28	Campbell		H	W		3-2
2/28	Campbell		H	W		5-4 (8)
3/3	North Dakota State&	N19	W			7-1
3/3	Princeton&	N19	W			5-4
3/4	Canisius&	N19	W			9-1 (5)
3/4	No. 24 North Carolina&		A	W		4-3
3/5	Memphis&	N19	W			2-1
3/10	No. 6 Alabama*		A	L		1-6
3/11	No. 6 Alabama*		A	L		0-7
3/12	No. 6 Alabama*		A	L		0-8 (5)
3/15	Eastern Kentucky		H	W		6-1
3/18	Kentucky*		H	W		5-2
3/18	Kentucky*		H	L		0-2
3/19	Kentucky*		H	L		1-2
3/21	College of Charleston		H	W		8-7
3/21	College of Charleston		H	W		7-0
3/25	No. 22 Mississippi State*		A	L		3-4 (10)
3/25	No. 6 Alabama*		A	L		1-2
3/26	No. 22 Mississippi State*		A	W		6-2
3/28	Virginia Tech		A	L		0-1
3/28	Virginia Tech		A	L		1-2 (5)
4/1	No. 11 LSU*		A	L		0-9 (5)
4/1	No. 11 LSU*		A	L		0-1
4/2	No. 11 LSU*		A	L		0-8 (5)
4/5	No. 10 Georgia*		H	L		0-10 (5)
4/5	No. 10 Georgia*		H	L		2-5
4/6	No. 10 Georgia*		H	L		3-10
4/9	Arkansas*		H	W		3-0
4/9	Arkansas*		H	W		1-0
4/13	Coastal Carolina		A	L		1-2
4/13	Coastal Carolina		A	L		5-6 (8)
4/18	No. 6 Tennessee*		A	L		0-7
4/18	No. 6 Tennessee*		A	L		3-5
4/19	No. 6 Tennessee*		A	L		0-3
4/22	Mississippi*		H	W		3-2 (10)
4/22	Mississippi*		H	W		2-0
4/23	Mississippi*		H	L		4-5
4/29	No. 19 Auburn*		H	W		5-2
4/29	No. 19 Auburn*		H	L		0-4
4/30	No. 19 Auburn*		H	W		7-1
5/6	Florida*		A	L		2-5
5/6	Florida*		A	L		2-3
5/7	Florida*		A	L		1-6

Key: * Southeastern Conference Game, @ Worth Invitational, # Seminole Classic, % Gamecock Invitational, & Tar Heel Invite

YEAR-BY-YEAR RESULTS

2007

Record: 38-26

H: 23-11 A: 10-13 N: 5-2 SEC: 12-16

Coach: Joyce Compton

NCAA Super Regional

Date	Opponent	SC Rank	Site	W	L	Score
2/9	Pittsburgh!	N38	W			3-0
2/9	North Florida!	N38	W			4-0
2/10	Miami (Ohio)!	N38	W			3-2 (9)
2/10	Florida Atlantic!	A	W			7-4 (8)
2/11	Florida Atlantic!	A	W			3-1
2/14	Western Carolina	H	W			4-1
2/16	Kansas &	N11	W			3-1
2/16	Memphis &	N11	L			1-3
2/17	Jacksonville &	N11	W			10-3
2/17	No. 22 Florida State &	A	L			3-8
2/22	College of Charleston	A	W			7-2
2/22	College of Charleston	A	W			11-0 (5)
2/24	Jacksonville State %	H	W			1-0
2/24	East Tennessee State %	H	W			4-1
2/25	Radford %	H	W			3-1
2/28	Campbell	A	W			1-0
2/28	Campbell	A	W			3-0
3/3	Charlotte	H	W			8-0 (6)
3/3	Charlotte	H	L			1-2
3/4	Pittsburgh	H	W			1-0
3/4	Pittsburgh	H	W			7-1
3/7	Coastal Carolina	H	W			2-1
3/7	Coastal Carolina	H	W			1-0
3/10	Arkansas*	A	W			1-0
3/10	Arkansas*	A	W			7-0
3/11	Arkansas*	A	W			4-1
3/14	Virginia Tech	H	W			2-1
3/14	Virginia Tech	H	L			1-5
3/17	No. 4 Alabama*	H	L			0-1
3/17	No. 4 Alabama*	H	L			3-5 (10)
3/18	No. 4 Alabama*	H	L			1-3
3/21	No. 1 Tennessee*	A	L			0-2
3/21	No. 1 Tennessee*	A	L			0-1
3/27	Winthrop	H	L			0-2
3/27	Winthrop	H	W			2-0
3/31	Mississippi State*	A	L			1-2
3/31	Mississippi State*	A	L			3-4
4/1	Mississippi State*	A	L			7-8 (8)
4/6	No. 6 LSU*	A	W			2-1
4/6	No. 6 LSU*	A	L			0-8 (5)
4/7	No. 6 LSU*	A	L			0-2
4/14	Georgia*	H	W			5-0
4/14	Georgia*	H	W			1-0 (10)
4/15	Georgia*	H	W			6-2
4/18	North Carolina	H	L			0-1
4/21	Kentucky*	H	W			6-5
4/21	Kentucky*	H	W			2-1
4/22	Kentucky*	H	W			2-0
4/24	No. 22 Florida*	H	L			0-8
4/24	No. 22 Florida*	H	L			0-10
4/28	Auburn*	A	L			0-8 (5)
4/28	Auburn*	A	L			0-1
4/29	Auburn*	A	L			0-3
5/5	Mississippi*	H	L			0-1
5/5	Mississippi*	H	W			1-0 (9)
5/6	Mississippi*	H	W			1-0 (8)
5/10	No. 5 LSU \$	N39	L			1-2 (10)
5/18	North Carolina State #	H	W			5-2
5/19	No. 21 Oregon #	H	L			4-8
5/19	North Carolina State #	H	W			4-3
5/20	No. 21 Oregon #	H	W			2-0
5/20	No. 21 Oregon #	H	W			4-3
5/25	No. 6 Northwestern +	A	L			1-6
5/26	No. 6 Northwestern +	A	L			0-3

Key: * Southeastern Conference Game, ! FAU Miken Tournament, & FSU Sunshine State Tournament, % Gamecock Invitational, \$ SEC Tournament, # NCAA Regional, + NCAA Super Regional

2008

Record: 21-26

H: 10-7 A: 5-12 N: 6-7 SEC: 8-18

Coach: Joyce Compton

Date	Opponent	SC Rank	Site	W	L	Score
2/8	North Florida!	N38	W			3-1
2/8	Florida Atlantic!	A	L			1-2
2/9	Massachusetts!	N38	L			0-2
2/9	No. 12 Michigan!	N38	L			2-3
2/10	North Florida!	N38	L			2-3 (8)
2/13	Western Carolina	H	W			3-0
2/15	No. 10 UCLA%	N23	L			2-6
2/15	Cal Poly%	N23	W			8-3
2/16	No. 9 Oklahoma%	N23	L			1-2
2/16	Oregon%	N23	L			0-3
2/17	Cal State Northridge%	N23	W			3-2
2/22	Georgia Tech*	N15	W			1-0
2/22	Wisconsin*	N15	W			1-0 (8)
2/23	Hofstra*	N15	L			4-7
2/24	Wright State*	N15	W			6-0
3/1	Bucknell&	H	W			2-1 (8)
3/1	Gardner-Webb&	H	W			6-0
3/2	Gardner-Webb&	H	W			5-0
3/2	Bucknell&	H	W			8-0 (5)
3/8	Arkansas*	H	W			5-4
3/8	Arkansas*	H	L			2-3
3/9	Arkansas*	H	W			4-0
3/15	No. 22 Georgia*	A	L			1-4
3/15	No. 22 Georgia*	A	L			0-3
3/16	No. 22 Georgia*	A	L			0-8 (6)
3/19	No. 8 Tennessee*	H	L			0-2 (9)
3/26	No. 3 Florida*	A	L			0-6
3/26	No. 3 Florida	A	L			0-1
3/29	Kentucky*	A	W			5-3
3/29	Kentucky*	A	W			4-3
3/30	Kentucky*	A	W			8-1
4/2	Winthrop	A	W			6-3
4/6	Auburn*	H	W			2-0
4/6	Auburn*	H	W			3-2
4/9	Coastal Carolina	A	W			6-2
4/12	Mississippi State*	H	L			0-1
4/12	Mississippi State*	H	L			1-3
4/13	Mississippi State*	H	L			1-9 (6)
4/19	No. 1 Alabama*	A	L			0-8 (6)
4/19	No. 1 Alabama*	A	L			0-8 (5)
4/20	No. 1 Alabama*	A	L			0-6
4/26	Mississippi*	A	L			1-2 (9)
4/26	Mississippi*	A	L			0-3
4/27	Mississippi*	A	L			0-1 (5)
5/3	No. 15 LSU*	H	L			3-5
5/3	No. 15 LSU*	H	W			4-3
5/4	No. 15 LSU*	H	L			0-9 (6)

Key: * Southeastern Conference Game, ! FAU Kick-Off Classic, % Louisville Slugger Desert Classic, ^ USF Louisville Slugger Tournament, & Gamecock Invitational

2009

Record: 21-24

H: 12-10 A: 3-13 N: 6-7 SEC: 6-21

Coach: Joyce Compton

Date	Opponent	SC Rank	Site	W	L	Score
2/7	College of Charleston	H	W			7-1
2/7	College of Charleston	H	W			6-4
2/8	College of Charleston	A	L			1-2
2/13	Kansas!	N6	W			3-2 (9)
2/13	Bradley!	N6	W			3-0
2/14	North Florida!	N6	W			2-1
2/14	Bowling Green!	N6	W			5-0
2/15	Texas-Arlington	N6	W			2-0
2/20	North Florida&	H	W			4-3
2/21	Eastern Illinois&	H	W			4-2 (11)
2/21	Chattanooga&	H	W			3-1
2/22	Troy&	H	W			5-1
2/27	Houston%	N28	W			2-1
2/27	Illinois State%	N28	L			0-7
3/7	No. 2 Florida*	H	L			2-4 (8)
3/7	No. 2 Florida*	H	L			1-3
3/8	No. 2 Florida*	H	L			0-6
3/11	Arkansas*	A	L			0-4
3/11	Arkansas*	A	L			0-7
3/15	No. 7 Tennessee*	A	L			1-8
3/15	No. 7 Tennessee*	A	L			2-9
3/18	Mississippi*	H	W			2-1 (11)
3/18	Mississippi*	H	L			8-12
3/21	No. 9 Georgia*	H	L			1-4
3/21	No. 9 Georgia*	H	L			0-10
3/22	No. 9 Georgia*	H	L			0-6
3/28	Auburn*	A	L			2-3
3/29	Auburn*	A	L			4-12 (6)
3/29	Auburn*	A	W			5-0
4/1	Charlotte	A	L			0-2
4/7	Coastal Carolina	H	W			10-2 (6)
4/10	No. 4 Alabama*	H	W			3-2 (8)
4/10	No. 4 Alabama*	H	L			0-7
4/11	No. 4 Alabama*	H	W			6-5
4/15	USC Upstate	H	W			3-2
4/18	Mississippi State*	A	L			2-4
4/18	Mississippi State*	A	W			2-0
4/19	Mississippi State*	A	L			2-10 (6)
4/22	Coastal Carolina	A	W			6-2 (9)
4/25	No. 19 LSU*	A	L			0-8 (5)
4/25	No. 19 LSU*	A	L			0-8 (5)
4/26	No. 19 LSU*	A	L			0-4
5/2	Kentucky*	H	L			3-4 (10)
5/2	Kentucky*	H	L			1-5
5/3	Kentucky*	H	W			9-2

Key: * Southeastern Conference Game, ! UCF Invitational, & Gamecock Invitational, % NFCA Leadoff Classic

YEAR-BY-YEAR RESULTS

2010

Record: 11-40

H: 5-16 A: 1-18 N: 5-6 SEC: 1-27
Coach: Joyce Compton

2011

Record: 26-30

H: 13-14 A: 7-14 N: 6-2 SEC: 6-22
Coach: Beverly Smith

2012

Record: 23-32

H: 13-14 A: 4-17 N: 6-1 SEC: 3-25
Coach: Beverly Smith

Date	Opponent	SC Rank	Site	W	L	Score
2/14	Coastal Carolina		H	W		11-3 (5)
2/14	Winthrop		H	W		6-4
2/16	Longwood		H	W		5-1
2/16	Longwood		H	W		9-2
2/19	Florida A&M!	N6	W			4-2
2/19	UCF!	A	L			1-4
2/20	Villanova!	N6	L			0-3
2/20	North Florida!	N6	W			9-0 (5)
2/21	Troy!	N6	L			4-5
2/23	Charlotte	H	L			1-8
2/27	Providence&	N38	W			1-0
2/27	Loyola (Ill.)&	N38	W			15-1
2/28	Providence&	N38	L			3-4
2/28	Florida Atlantic&	A	L			0-1 (9)
3/5	DePaul%	N35	L			0-6
3/6	No. 7 Michigan%	N35	L			0-1
3/6	DePaul%	N35	W			1-0
3/7	No. 7 Michigan%	N35	L			0-8 (5)
3/10	Mississippi*	A	L			0-3
3/10	Mississippi*	A	L			3-6
3/13	No. 14 LSU*	H	L			0-5
3/13	No. 14 LSU*	H	L			0-9 (6)
3/14	No. 14 LSU*	H	L			0-10 (6)
3/17	Arkansas*	H	L			5-8
3/17	Arkansas*	H	L			2-3
3/20	No. 8 Alabama*	A	L			0-8 (5)
3/20	No. 8 Alabama*	A	L			2-8
3/21	No. 8 Alabama*	A	L			1-21 (5)
3/24	Coastal Carolina	A	W			3-1 (10)
3/27	Auburn*	H	L			1-4
3/27	Auburn*	H	L			3-5
3/28	Auburn*	H	L			3-11 (5)
3/30	No. 22 North Carolina	A	L			7-17 (5)
4/2	No. 16 Tennessee*	H	L			1-9 (5)
4/3	No. 16 Tennessee*	H	L			1-3
4/3	No. 16 Tennessee*	H	L			0-8 (5)
4/6	USC Upstate	H	L			0-6
4/10	Kentucky*	A	L			3-11 (5)
4/10	Kentucky*	A	L			3-4
4/11	Kentucky*	A	L			0-8 (5)
4/14	USC Upstate	A	L			0-5
4/17	Mississippi State*	H	L			1-2
4/17	Mississippi State*	H	W			8-4
4/18	Mississippi State*	H	L			1-3
4/21	Coastal Carolina	H	L			3-4
4/24	No. 12 Georgia*	A	L			8-9
4/24	No. 12 Georgia*	A	L			1-3
4/25	No. 12 Georgia*	A	L			2-10 (6)
5/8	No. 6 Florida*	A	L			0-20 (5)
5/8	No. 6 Florida*	A	L			1-6
5/9	No. 6 Florida*	A	L			0-9 (5)

Key: * Southeastern Conference Game, ! UCF Invitational, & FAU Fourth-Annual Strike Out Cancer Tournament, % Easton SEC/Midwest Challenge

Date	Opponent	SC Rank	Site	W	L	Score
2/11	Charleston Southern!		H	W		10-6
2/12	Furman!		H	W		5-1
2/12	Coastal Carolina!		H	W		5-0
2/13	USC Upstate!		H	L		2-3
2/16	Winthrop		H	L		2-5
2/18	Villanova%	N40	L			1-2
2/18	Georgetown%	N40	W			10-2 (5)
2/19	Villanova%	N40	W			5-4
2/19	Florida Gulf Coast	A	W			2-0
2/20	Michigan State%	N40	W			11-3 (6)
2/23	Charlotte	A	W			6-0
2/26	Elon	H	W			2-0
2/26	Elon	H	L			1-8
3/2	Winthrop	A	W			6-1
3/5	Providence&	N38	W			8-5
3/5	Seton Hall&	N38	W			9-2
3/6	Stony Brook&	N38	W			8-0 (6)
3/6	Michigan State&	N38	L			7-8
3/9	Mississippi State*	A	L			1-2
3/9	Mississippi State*	A	L			5-11
3/11	Mississippi*	H	W			10-7
3/12	Mississippi*	H	W			9-5
3/13	Mississippi*	H	W			7-1
3/16	No. 1 Georgia*	H	L			4-8
3/16	No. 1 Georgia*	H	L			0-5
3/18	No. 23 Auburn*	A	L			1-9 (5)
3/19	No. 23 Auburn*	A	L			0-3
3/20	No. 23 Auburn*	A	L			2-3 (9)
3/22	Coastal Carolina	A	W			9-0 (6)
3/25	at No. 11 Tennessee*	A	L			2-4 (8)
3/26	at No. 11 Tennessee*	A	L			3-10
3/27	at No. 11 Tennessee*	A	L			4-5
4/1	No. 1 Alabama*	H	L			0-7
4/2	No. 1 Alabama*	H	L			0-7
4/3	No. 1 Alabama*	H	L			0-1
4/5	Charleston Southern	H	W			12-4 (5)
4/6	North Carolina	H	W			1-0
4/9	Longwood	A	L			1-3
4/9	Longwood	A	L			7-8
4/11	Coastal Carolina	H	W			1-0
4/13	USC Upstate	A	W			4-3
4/16	Arkansas*	A	W			7-3
4/16	Arkansas*	A	L			1-2 (9)
4/17	Arkansas*	A	W			5-4
4/19	North Carolina State	H	L			2-4
4/20	Charlotte	H	W			2-1
4/23	No. 20 Kentucky*	H	L			3-5
4/23	No. 20 Kentucky*	H	L			2-3
4/24	No. 20 Kentucky*	H	W			4-3 (8)
4/29	No. 5 Florida*	H	L			0-5
4/30	No. 5 Florida*	H	L			1-6
5/1	No. 5 Florida*	H	L			1-6
5/4	Winthrop	H	W			8-3
5/6	at No. 21 LSU*	A	L			2-3
5/7	at No. 21 LSU*	A	L			1-6
5/8	at No. 21 LSU*	A	L			0-8 (5)

Key: * Southeastern Conference Game, ! Palmetto State Showdown, % Homewood Suites/Hilton Garden Inn FGCU Tournament, & FAU Miken Classic

Date	Opponent	SC Rank	Site	W	L	Score
2/10	Tennessee State!		H	L		2-4
2/11	Western Kentucky!		H	W		5-4 (8)
2/11	Winthrop!		H	W		8-1
2/12	Cleveland State!		H	W		7-4
2/17	Providence%	N41	W			11-3 (5)
2/18	Illinois-Chicago%	N41	W			5-0
2/18	Florida International%	A	L			1-3
2/19	Jacksonville%	N41	L			6-7
2/19	Villanova%	N41	W			15-3 (5)
2/22	Winthrop	H	W			9-1 (5)
2/25	Appalachian State&	H	W			7-4
2/25	Presbyterian&	H	W			8-1
2/26	George Washington&	H	W			4-2
2/28	Charleston Southern	H	L			0-2
2/28	Charleston Southern	H	W			11-2 (5)
2/29	Charlotte	A	W			13-7
3/2	Portland State@	N42	W			2-1
3/2	Maine@	N42	W			13-4 (5)
3/3	UC Riverside@	A	W			9-4
3/4	UC Davis@	N42	W			3-2
3/7	Coastal Carolina	A	L			1-2
3/7	Coastal Carolina	A	L			2-5
3/9	Arkansas*	H	L			4-5 (8)
3/10	Arkansas*	H	W			7-2
3/11	Arkansas*	H	W			8-7
3/13	Mississippi State*	H	L			6-10
3/13	Mississippi State*	H	L			0-9 (5)
3/14	Charlotte	H	W			6-5
3/16	No. 4 Florida*	A	L			1-9 (5)
3/17	No. 4 Florida*	A	L			0-1
3/18	No. 4 Florida*	A	L			3-7
3/21	No. 24 North Carolina	A	L			0-8 (5)
3/23	LSU*	H	L			0-5
3/24	LSU*	H	L			0-5
3/25	LSU*	H	L			0-9 (6)
3/28	Winthrop	A	W			12-2 (5)
3/31	Longwood	H	W			7-2
3/31	Longwood	H	W			12-5
4/6	Kentucky*	A	W			9-1 (5)
4/7	Kentucky*	A	L			0-7
4/8	Kentucky*	A	L			5-10
4/11	No. 11 Georgia*	A	L			3-4
4/11	No. 11 Georgia*	A	L			3-8
4/13	No. 2 Alabama*	A	L			1-9 (5)
4/14	No. 2 Alabama*	A	L			5-7
4/15	No. 2 Alabama*	A	L			4-19 (5)
4/20	No. 8 Tennessee*	H	L			0-8 (5)
4/21	No. 8 Tennessee*	H	L			2-4
4/22	No. 8 Tennessee*	H	L			3-6
4/27	Auburn*	H	L			0-1
4/28	Auburn*	H	L			2-3
4/29	Auburn*	H	L			1-4
5/4	Mississippi*	A	L			0-1
5/5	Mississippi*	A	L			3-6
5/6	Mississippi*	A	L			2-3

Key: * Southeastern Conference Game, ! Palmetto Classic, % Blue and Gold Feisberg Memorial, & Gamecock Invitational, @ Highlander Classic

YEAR-BY-YEAR RESULTS

2013
Record: 34-25

H: 8-10 A: 12-11 N: 14-4 SEC: 8-16
Coach: Beverly Smith
NCAA Regional

Date	Opponent	SC Rank	Site	W	L	Score
2/8	Stetson!		A	W		15-7 (5)
2/9	Michigan State!	N43	W			11-3 (5)
2/9	Stetson!		A	W		14-4
2/10	Michigan State!	N43	W			12-5
2/15	Florida A&M%	N6	L			4-5
2/15	Stetson%	N6	W			8-3
2/16	UCF%		A	L		1-3
2/16	Buffalo%	N6	W			8-0 (5)
2/17	UT Arlington%	N6	L			6-9
2/24	Radford&	N44	W			9-0 (5)
2/24	Charleston Southern&	N44	W			17-3 (5)
3/2	Alabama State@	N45	W			29-0 (5)
3/2	Kennesaw State@	N45	W			12-3 (5)
3/3	Florida International@	N45	W			8-0 (6)
3/3	Georgia Southern@		A	W		7-2
3/8	Massachusetts^	N15	W			13-4 (5)
3/8	USF^		A	L		3-5
3/9	Northwestern^	N46	L			1-3 (9)
3/9	Villanova^	N46	W			4-1
3/10	Penn State^	N46	W			4-3 (8)
3/13	Furman		A	L		6-8
3/13	Furman		A	W		6-5
3/15	No. 4 Alabama*		H	L		4-6
3/16	No. 4 Alabama*		H	L		3-5
3/17	No. 4 Alabama*		H	L		6-7
3/19	Campbell		A	W		2-1
3/22	No. 13 LSU*		A	L		0-4
3/23	No. 13 LSU*		A	L		0-6
3/24	No. 13 LSU*		A	W		4-1
3/29	No. 7 Missouri*		A	L		2-10 (6)
3/30	No. 7 Missouri*		A	L		3-12 (5)
3/30	No. 7 Missouri*		A	L		0-8 (5)
4/3	Appalachian State		H	W		5-0
4/5	No. 21 Kentucky*		H	L		1-3
4/6	No. 21 Kentucky*		H	L		4-9
4/7	No. 21 Kentucky*		H	L		3-4
4/10	Coastal Carolina		H	W		10-2 (6)
4/10	Coastal Carolina		H	W		5-3
4/12	Georgia*		H	W		6-2
4/13	Georgia*		H	L		6-7
4/14	Georgia*		H	L		0-2
4/16	Presbyterian		H	W		10-5
4/19	Auburn*		A	W		8-4
4/20	Auburn*		A	L		1-7
4/21	Auburn*		A	W		3-1
4/24	Charlotte		H	W		10-2 (6)
4/24	Charlotte		H	W		5-0
4/26	Mississippi State*		A	W		8-3
4/27	Mississippi State*		A	W		3-0
4/28	Mississippi State*		A	W		5-4
5/3	No. 2 Florida*		H	L		0-5
5/4	No. 2 Florida*		H	L		2-3 (8)
5/4	No. 2 Florida*		H	W		2-1
5/8	No. 18 Kentucky\$		A	W		6-3
5/9	No. 4 Tennessee\$	N47	L			0-5
5/17	Houston#	N48	W			6-4
5/18	No. 6 Texas#		A	L		2-11 (5)
5/18	Houston#	N48	W			5-1
5/19	No. 6 Texas#		A	L		0-6

Key: * Southeastern Conference Game, ! Stetson Lead-Off Classic, % UCF Holiday Inn Select Tournament, & College of Charleston Cougar Classic, @ Eagle Classic, ^ USF Under Armour Showcase, ~ Played at Pine Grove Complex, West Columbia, S.C., \$ SEC Tournament, # NCAA Regional

2014
Record: 36-22

H: 27-8 A: 6-9 N: 3-5 SEC: 11-13
Coach: Beverly Smith
NCAA Regional

Date	Opponent	SC Rank	Site	W	L	Score
2/7	Iowa!		H	W		1-0
2/8	Ohio!		H	L		2-5
2/8	Presbyterian!		H	W		9-0 (5)
2/9	UNC Greensboro!		H	W		13-0 (5)
2/14	LIU Brooklyn%	N38	W			9-5
2/14	Maryland%	N38	L			4-8
2/15	Maryland%	N38	W			8-2
2/16	Florida Atlantic%		A	W		8-1
2/19	Charlotte		A	W		12-0
2/21	Boston University&		H	W		2-0
2/22	Michigan State&		H	W		9-0 (5)
2/22	Gardner-Webb&		H	W		7-0
2/23	UNC Wilmington&		H	W		2-1
2/25	Western Carolina		H	W		6-3
2/25	Western Carolina		H	W		5-0
2/27	No. 3 Arizona State@		A	W		3-2
2/28	No. 19 Minnesota@	N32	L			4-11
2/28	Ball State@	N32	L			9-10
3/7	No. 11 Alabama*		A	L		4-14 (6)
3/8	No. 11 Alabama*		A	L		5-10
3/9	No. 11 Alabama*		A	L		3-4
3/11	Eastern Kentucky		H	W		8-0 (5)
3/14	No. 13 Texas A&M*		H	L		2-5
3/15	No. 13 Texas A&M*		H	W		2-1
3/15	No. 13 Texas A&M*		H	W		4-3
3/19	No. 16 Minnesota		H	L		0-1
3/21	No. 4 Tennessee*		A	L		2-11 (5)
3/22	No. 4 Tennessee*		A	L		4-5
3/23	No. 4 Tennessee*		A	L		5-6
3/25	Furman		H	W		9-1 (5)
3/25	Furman		H	W		10-0 (5)
3/29	Mississippi*		H	W		9-5
3/29	Mississippi*		H	W		13-5 (6)
3/30	Mississippi*		H	W		7-6
4/1	Charleston Southern		H	W		9-1 (6)
4/1	Presbyterian		H	W		8-0 (5)
4/4	No. 15 Georgia*		A	L		2-6
4/5	No. 15 Georgia*		A	W		1-0
4/5	No. 15 Georgia*		A	L		1-9 (5)
4/8	Campbell		H	W		2-0
4/11	Arkansas*		A	L		10-11
4/12	Arkansas*		A	W		7-5
4/13	Arkansas*		A	W		6-4
4/15	Winthrop		H	W		4-2
4/18	LSU*		H	L		5-13
4/19	LSU*		H	L		1-14 (6)
4/20	LSU*		H	W		8-0 (5)
4/22	Georgia Southern		H	W		3-1
4/23	South Carolina State		H	W		5-1
4/25	Longwood		H	W		14-0 (5)
4/26	Longwood		H	L		0-1 (8)
5/2	No. 20 Auburn*		H	L		3-5 (8)
5/3	No. 20 Auburn*		H	W		7-4
5/4	No. 20 Auburn*		H	W		4-2
5/7	No. 22 Auburn\$		H	L		5-7
5/16	USF#	N12	L			0-6
5/17	Fordham#	N12	W			5-4
5/17	USF#	N12	L			2-3

Key: * Southeastern Conference Game, ! Carolina Classic, % Florida Atlantic Strike Out Cancer Tournament, & Gamecock Invitational, @ Arizona State Louisville Slugger Classic, \$ SEC Tournament, # NCAA Regional

2015
Record: 38-22

H: 23-8 A: 7-9 N: 8-5 SEC: 10-14
Coach: Beverly Smith
NCAA Regional

Date	Opponent	SC Rank	Site	W	L	Score
2/6	Longwood!	N51	W			3-1
2/7	Delaware State!	N51	W			17-0
2/7	East Carolina!		A	W		11-2
2/8	Longwood!	N51	W			10-0 (5)
2/8	East Carolina!		A	L		0-1
2/11	UCF		H	L		1-4
2/13	Appalachian State%		H	W		5-0
2/13	Presbyterian%		H	W		9-6
2/14	North Carolina%		H	W		6-3
2/14	College of Charleston%		H	W		5-4
2/19	LIU Brooklyn&	N52	W			7-3
2/19	No. 9 Florida State&	N52	L			3-4 (10)
2/20	Stanford&	N52	W			6-2
2/21	No. 21 California&	N52	W			3-1
2/22	Northwestern&	N52	L			4-6
2/26	Western Carolina		H	W		3-1
2/27	Charleston Southern@		H	W		10-3
2/28	Marshall@		H	W		2-0
3/1	No. 24 South Alabama@		H	L		1-4
3/1	Tennessee State@		H	W		8-0 (5)
3/3	Charlotte		H	W		9-3
3/5	Liberty		H	W		12-3 (5)
3/7	No. 21 Missouri*		H	L		2-4
3/8	No. 21 Missouri*		H	L		3-9
3/9	No. 21 Missouri*		H	L		0-8 (6)
3/11	Western Kentucky		H	W		2-1
3/13	No. 9 Tennessee*		H	W		8-0 (6)
3/14	No. 9 Tennessee*		H	W		7-6 (9)
3/15	No. 9 Tennessee*		H	L		1-9 (5)
3/18	Winthrop		A	W		3-2
3/20	No. 23 Texas A&M*		A	L		2-3 (10)
3/22	No. 23 Texas A&M*		A	L		3-4
3/22	No. 23 Texas A&M*		A	L		2-5
3/25	Furman		H	W		2-1
3/26	North Florida		H	W		8-0 (5)
3/26	North Florida		H	W		5-2
3/31	UNC Wilmington		A	W		15-10
4/1	College of Charleston		H	W		9-1 (6)
4/3	No. 3 Florida*		A	L		2-10 (6)
4/4	No. 3 Florida*		A	L		0-19 (5)
4/4	No. 3 Florida*		A	L		3-16 (5)
4/7	USC Upstate		H	W		3-0
4/10	Arkansas*		H	W		8-0 (6)
4/11	Arkansas*		H	L		4-5 (8)
4/12	Arkansas*		H	W		8-3
4/17	No. 14 Kentucky*		A	W		6-4
4/18	No. 14 Kentucky*		A	L		0-2
4/18	No. 14 Kentucky*		A	W		7-6 (11)
4/21	Georgia Southern		H	W		8-0 (6)
4/24-25	Mississippi*		A	W		10-2 (6)
4/25	Mississippi*		A	L		2-5
4/26	Mississippi*		A	W		10-7
5/1	Mississippi State*		H	W		6-3
5/2	Mississippi State*		H	L		6-9
5/3	Mississippi State*		H	W		9-1 (6)
5/6	No. 22 Texas A&M\$	N53	W			6-3
5/7	No. 2 Florida\$	N53	L			1-10 (5)
5/15	No. 13 UCF#	N12	L			1-4
5/16	Dartmouth#	N12	W			3-1
5/16	No. 13 UCF#	N12	L			2-5

Key: * Southeastern Conference Game, ! Pirate Classic, % Gamecock Invitational, & Mary Nutter Collegiate Classic, @ Carolina Classic, \$ SEC Tournament, # NCAA Regional

YEAR-BY-YEAR RESULTS

2016				
Record: 38-23				
H: 23-9	A: 7-12	N: 8-2	SEC: 7-17	
Coach: Beverly Smith				
NCAA Regional				
Date	Opponent	SC Rank	Site	W L Score
2/12	No. 2 Michigan!	N15	L	3-15 (5)
2/12	USF!	A	W	7-1
2/13	Virginia Tech!	N15	W	6-0
2/14	Illinois State!	N15	W	3-0
2/17	North Carolina	H	W	9-1 (5)
2/19	UNCG%	H	W	11-3 (5)
2/20	Ohio%	H	W	8-0 (6)
2/21	Longwood%	H	W	2-0
2/21	Winthrop%	H	W	9-1 (6)
2/23	Coastal Carolina	H	W	3-1
2/26	UC Santa Barbara&	A	L	3-4
2/26	Southern Utah&	N54	W	21-4 (5)
2/27	UC Santa Barbara&	A	W	6-1
2/27	Southern Utah&	N54	W	6-5
2/28	Georgia Tech&	N54	W	3-1
3/1	Western Carolina	H	W	1-0
3/4	Kennesaw State@	H	W	7-0
3/5	Michigan State@	H	W	8-7
3/5	Connecticut@	H	W	5-4 (10)
3/6	Kennesaw State@	H	W	10-1 (6)
3/8	SIUE	H	W	1-0 (8)
3/11	No. 17 Kentucky*	H	L	2-8
3/12	No. 17 Kentucky*	H	L	1-5
3/13	No. 17 Kentucky*	H	L	0-4
3/16	Buffalo	H	W	7-4
3/16	Buffalo	H	W	10-2 (5)
3/19	No. 12 Georgia*	H	L	1-4
3/20	No. 12 Georgia*	H	W	5-4
3/21	No. 12 Georgia*	H	W	3-1 (8)
3/23	Charleston Southern	H	W	2-1
3/25	No. 3 Auburn*	A	L	0-10 (5)
3/26	No. 3 Auburn*	A	L	2-5
3/26	No. 3 Auburn*	A	L	3-4
3/30	Charlotte	A	W	13-2 (5)
4/2	Troy	H	W	8-0 (6)
4/3	Troy	H	W	10-7
4/5	UNCW	H	W	7-5
4/8	Arkansas*	A	W	14-0 (5)
4/9	Arkansas*	A	W	7-5
4/10	Arkansas*	A	L	5-10
4/13	USC Upstate	A	W	1-0
4/15	Mississippi*	H	L	2-5
4/16	Mississippi*	H	L	0-2
4/17	Mississippi*	H	W	7-5
4/19	Georgia Southern	H	L	4-6
4/22	No. 14 LSU*	A	L	2-7
4/23	No. 14 LSU*	A	L	0-8 (5)
4/24	No. 14 LSU*	A	L	0-2
4/26	Furman	H	W	4-1
4/29	No. 4 Alabama*	H	L	1-3
4/30	No. 4 Alabama*	H	W	2-1
5/1	No. 4 Alabama*	H	L	1-5 (5)
5/6	No. 16 Missouri*	A	L	2-5
5/7	No. 16 Missouri*	A	W	3-1
5/8	No. 16 Missouri*	A	L	0-2
5/11	No. 17 Missouri\$	N55	W	7-4 (8)
5/12	No. 10 Tennessee\$	N55	L	1-5
5/20	No. 24 USF#	N12	W	2-0
5/21	No. 7 Florida State#	A	L	0-4
5/21	No. 24 USF#	N12	W	6-0
5/22	No. 7 Florida State#	A	L	1-2

Key: * Southeastern Conference Game, ! USF Wilson Demarini Tournament, % Carolina Classic, & Gaucho Classic I, @ Gamecock Invitational, \$ SEC Tournament, # NCAA Regional

2017				
Record: 34-25				
H: 22-9	A: 7-11	N: 5-5	SEC: 8-15	
Coach: Beverly Smith				
NCAA Regional				
Date	Opponent	SC Rank	Site	W L Score
2/10	Ohio %	H	W	10-0 (5)
2/10	Presbyterian %	H	W	8-0 (5)
2/11	Longwood %	H	W	1-0 (9)
2/12	Presbyterian %	H	W	14-0 (5)
2/12	Charlotte !	H	W	2-1
2/17	Texas !	A	W	9-4
2/17	Indiana !	N48	W	13-5 (5)
2/18	Louisiana Tech !	N48	W	4-3
2/19	Louisiana Tech !	N48	L	1-5
2/22	North Carolina	A	L	3-7
2/24	North Dakota State @	H	W	1-0
2/25	North Dakota State @	H	W	1-0
2/25	College of Charleston @	H	W	5-4 (8)
2/26	College of Charleston @	H	W	8-2
2/28	Winthrop	H	W	8-0 (5)
2/28	Winthrop	H	W	1-0
3/3	Northwestern &	N9	L	4-6
3/4	Indiana &	N9	W	8-0 (5)
3/4	No. 20 Arizona State &	N9	L	3-4 (9)
3/5	No. 7 UCLA &	N9	L	2-5
3/5	Long Beach State &	N9	W	4-2
3/8	Virginia Tech	H	W	4-3
3/10	No. 14 Tennessee *	A	W	9-1 (6)
3/11	No. 14 Tennessee *	A	L	4-10
3/12	No. 14 Tennessee *	A	L	4-7
3/15	USC Upstate	H	W	7-5
3/17	No. 2 Florida *	H	L	0-6
3/18	No. 2 Florida *	H	L	1-13 (5)
3/19	No. 2 Florida *	H	L	0-10 (5)
3/21	Gardner-Webb	H	W	9-4
3/24	No. 9 Alabama *	A	L	4-7
3/26	No. 9 Alabama *	A	W	14-0
3/26	No. 9 Alabama *	A	L	2-5
3/28	Furman	H	W	8-0 (5)
4/1	No. 7 Texas A&M *	H	L	2-5
4/2	No. 7 Texas A&M *	H	L	0-16 (5)
4/7	Mississippi State *	A	W	3-0
4/8	Mississippi State *	A	L	4-6
4/9	Mississippi State *	A	L	2-5
4/11	Coastal Carolina	A	L	2-3
4/13	Mercer	H	W	3-1
4/14	No. 1 Florida State	H	W	7-2
4/15	No. 1 Florida State	H	L	1-3
4/18	Charleston Southern	H	W	12-0 (5)
4/18	Charleston Southern	H	W	7-1
4/21	No. 7 Auburn *	H	L	0-2
4/22	No. 7 Auburn *	H	L	0-2
4/23	No. 7 Auburn *	H	W	3-0
4/28	No. 22 Georgia *	A	W	7-5
4/29	No. 22 Georgia *	A	L	1-2
4/30	No. 22 Georgia *	A	W	6-2
5/5	No. 18 LSU *	H	W	5-4
5/6	No. 18 LSU *	H	W	4-3
5/7	No. 18 LSU *	H	L	2-4
5/10	No. 18 Kentucky \$	24 N56	L	3-7
5/19	St. Francis #	24 N17	W	12-2 (5)
5/20	No. 5 Arizona #	24 A	L	0-5
5/20	St. Francis #	24 N17	W	3-1
5/21	No. 5 Arizona #	24 A	L	0-9

Key: * Southeastern Conference Game, ! Texas Invitational, % Carolina Classic, & Judi Garman Classic, @ Gamecock Invitational, \$ SEC Tournament, # NCAA Regional

2018				
Record: 49-17				
H: 29-3	A: 7-13	N: 13-1	SEC: 15-9	
Coach: Beverly Smith				
SEC Tournament Runner-Up				
NCAA Super Regional				
Date	Opponent	SC Rank	Site	W L Score
2/9	East Carolina !	N41	W	3-0
2/9	Hofstra !	N41	W	4-2
2/10	Hofstra !	N41	W	11-0
2/11	FIU !	A	L	3-1
2/11	St. John's !	N41	W	6-3
2/14	Charlotte	A	W	5-2
2/16	Michigan State @	H	W	5-1
2/17	Southern Illinois @	H	W	2-0
2/18	Georgetown @	H	W	5-3
2/18	Mercer @	H	W	7-2
2/20	UNC	24	H	W 5-0
2/23	Louisville &	24	N6	W 5-3
2/23	Bradley &	24	N6	W 8-0 (5)
2/24	Miami (OH) &	24	N6	W 12-0 (5)
2/24	South Alabama &	24	N6	W 1-0
2/25	Lehigh &	24	N6	W 15-0 (5)
3/2	Liberty %	20	H	W 12-1 (6)
3/3	George Washington %	20	H	W 2-0
3/3	Marshall %	20	H	W 5-2
3/4	Marshall %	20	H	W 11-3 (5)
3/10	Illinois State ^	17	N3	W 9-0 (5)
3/10	No. 5 Oklahoma ^	17	A	L 4-2
3/11	Indiana ^	17	N3	W 7-3
3/11	No. 5 Oklahoma ^	17	N3	L 5-1
3/13	Texas	17	H	W 1-0 (8)
3/16	No. 23 Ole Miss *	17	A	W 7-3
3/17	No. 23 Ole Miss *	17	A	W 5-2
3/18	No. 23 Ole Miss *	17	A	L 1-0
3/20	Duke	15	H	W 6-1
3/23	No. 2 Tennessee	15	H	W 8-7
3/24	No. 2 Tennessee *	15	H	W 5-4
3/25	No. 2 Tennessee *	15	H	W 15-5 (5)
3/28	Furman	8	H	W 1-0
3/30	No. 12 Texas A&M	8	A	L 3-0
3/31	No. 12 Texas A&M *	8	A	L 2-1
4/1	No. 12 Texas A&M *	8	A	W 5-3
4/4	Georgia Southern	11	H	W 5-2
4/6	No. 20 Arkansas *	11	H	W 2-1
4/8	No. 20 Arkansas *	11	H	L 4-0
4/8	No. 20 Arkansas *	11	H	W 6-2
4/11	Winthrop	11	A	W 7-0
4/13	No. 6 Florida *	11	A	L 3-1
4/14	No. 6 Florida *	11	A	L 7-0
4/14	No. 6 Florida *	11	A	L 3-0
4/18	Campbell	12	H	L 3-2
4/20	Missouri *	12	H	W 6-3
4/21	Missouri *	12	H	W 8-3
4/22	Missouri *	12	H	W 6-2
4/25	USC Upstate	13	H	W 7-1
4/27	No. 23 Mississippi State *	13	H	W 5-2
4/28	No. 23 Mississippi State *	13	H	W 8-1
4/29	No. 23 Mississippi State *	13	H	W 5-4
5/2	Charleston Southern	12	H	W 14-0
5/4	No. 23 Kentucky *	12	A	L 7-5
5/6	No. 23 Kentucky *	12	A	L 8-4
5/6	No. 23 Kentucky *	12	A	W 9-3
5/10	No. 25 Mississippi State \$	12 N57	W	3-1
5/11	No. 19 Arkansas \$	12 N57	W	3-1
5/12	No. 3 Florida \$	12 N57	L	3-1
5/18	UNCG #	9	H	W 3-0
5/19	Liberty #	9	H	L 3-1
5/19	Hofstra #	9	H	W 5-4
5/20	Liberty #	9	H	W 2-0
5/20	Liberty #	9	H	W 5-0
5/25	No. 8 Arizona State +	9	A	L 5-2
5/26	No. 8 Arizona State +	9	A	L 5-2

Key: * Southeastern Conference Game, ! Felsberg Invitational, % Carolina Classic, & D9 Citrus Classic, @ Gamecock Invitational, ^ OG&E Tournament, \$ SEC Tournament, # NCAA Regional, + NCAA Super Regional

YEAR-BY-YEAR RESULTS

2019					
Record: 38-19					
H: 21-7	A: 7-7	N: 10-5	SEC: 9-14		
Coach: Beverly Smith					
NCAA Regional					
Date	Opponent	SC Rank	Site	W L	Score
2/7	BYU!	9	N59	W	4-3
2/7	No. 18 Baylor!	9	N59	L	4-1
2/8	Duke!	9	N59	W	3-2
2/9	Notre Dame!	9	N59	W	7-4
2/10	North Carolina!	9	N59	L	4-0
2/15	UNCG@	14	H	W	11-3
2/15	Ohio@	14	H	W	4-2
2/16	Campbell@	14	H	W	16-7
2/17	St. John's@	14	H	W	9-1
2/21	Charleston Southern	14	H	W	9-1
2/23	Youngstown State &	14	H	W	10-1
2/24	Charlotte &	14	A	W	9-1
2/24	Winthrop &	14	N58	W	15-1
2/27	Coastal Carolina	13	H	W	7-4
3/1	Ball State %	13	N15	W	15-1
3/1	South Florida %	13	A	W	8-1
3/2	Troy %	13	N46	W	10-2
3/3	Western Michigan %	13	N46	W	7-2
3/3	Middle Tennessee %	13	N46	W	6-4
3/6	Winthrop	11	H	W	3-0
3/8	No. 22 Kentucky *	11	H	L	5-0
3/9	No. 22 Kentucky *	11	H	L	11-2
3/10	No. 22 Kentucky *	11	H	L	5-1
3/16	Bryant	16	H	W	7-0
3/16	Bryant	16	H	W	10-2
3/15	No. 17 Arkansas *	16	A	L	3-2
3/16	No. 17 Arkansas *	16	A	L	7-4
3/17	No. 17 Arkansas *	16	A	W	9-6
3/20	Duke	16	H	W	5-4
3/23	No. 24 Ole Miss *	16	H	W	2-0
3/24	No. 24 Ole Miss *	16	H	L	2-0
3/27	Georgia State	16	H	W	7-3
3/29	No. 8 LSU *	16	A	L	8-5
3/30	No. 8 LSU *	16	A	W	7-5
3/31	No. 8 LSU *	16	A	L	9-1
4/3	Charlotte	17	H	W	7-0
4/5	No. 4 Alabama *	17	H	L	9-1
4/6	No. 4 Alabama *	17	H	W	5-1
4/7	No. 4 Alabama *	17	H	W	2-0
4/10	Furman	16	H	W	9-7
4/12	No. 12 Auburn *	16	A	L	5-4
4/13	No. 12 Auburn *	16	A	W	10-1
4/14	No. 12 Auburn *	16	A	W	8-4
4/17	USC-Upstate	15	H	W	10-2
4/20	UNCG	15	H	W	6-3
4/20	UNCG	15	H	W	9-4
4/26	No. 15 Georgia *	14	H	W	3-2
4/27	No. 15 Georgia *	14	H	L	6-4
4/28	No. 15 Georgia *	14	H	L	3-2
5/3	Missouri *	16	A	L	4-3
5/4	Missouri *	16	A	L	7-6
5/5	Missouri *	16	A	W	5-2
5/8	No. 9 Florida\$	20	N14	L	6-5
5/17	South Florida #	20	N11	L	3-2
5/18	Bethune-Cookman #	20	N11	W	10-0
5/18	South Florida #	20	N11	W	2-1
5/19	No. 4 Florida State #	20	A	L	7-6

Key: * Southeastern Conference Game, ! Puerto Vallarta Challenge, & Charlotte First Pitch Classic, % USF Tournament, @ Gamecock Invitational, \$ SEC Tournament, # NCAA Regional

2020					
Record: 17-6					
H: 14-1	A: 2-2	N: 1-3	SEC: 1-2		
Coach: Beverly Smith					
Date	Opponent	SC Rank	Site	W L	Score
2/7	Ohio State %	19	H	W	3-2
2/7	North Dakota State %	19	H	W	4-2
2/8	Southern Illinois %	19	H	W	11-1 (5)
2/9	UNCG %	19	H	W	3-2 (9)
2/13	No. 17 Texas Tech!	18	N46	L	5-1
2/14	Virginia Tech!	18	N46	L	8-6
2/14	Kansas!	18	N46	W	10-0 (6)
2/15	No. 1 Washington!	18	N46	L	5-4
2/19	NC Central	22	H	W	19-1 (5)
2/21	Boston College @	22	H	W	3-2 (8)
2/22	No. 8 Michigan @	22	H	W	3-0
2/22	Iowa State @	22	H	W	5-3
2/23	Elon @	22	H	W	4-0
2/26	Georgia Southern	16	H	W	5-3
2/29	Troy &	16	H	L	2-1
2/29	Charlotte &	16	H	W	10-0 (5)
3/1	Charlotte &	16	H	W	10-7
3/1	Troy &	16	H	W	5-2
3/6	No. 13 Georgia *	15	A	W	4-2
3/7	No. 13 Georgia *	15	A	L	6-5 (9)
3/8	No. 13 Georgia *	15	A	L	11-3 (5)
3/10	Coastal Carolina	15	A	W	10-2 (5)
3/11	Winthrop	15	H	W	2-0

Season cancelled due to COVID-19

Key: * Southeastern Conference Game, ! St. Pete/Clearwater Elite Invitational, % Carolina Classic, & Garnet and Black Round Robin, @ Gamecock Invitational,

2021					
Record: 26-26					
H: 18-13	A: 2-11	N: 6-2	SEC: 4-20		
Coach: Beverly Smith					
Date	Opponent	SC Rank	Site	W L	Score
2/20	Auburn!	19	N60	L	4-5
2/20	Jacksonville!	19	A	W	10-0
2/21	Auburn!	19	N60	W	6-5
2/24	Coastal Carolina	18	H	W	8-0 (6)
2/24	Coastal Carolina	18	H	W	10-0 (5)
2/26	Seton Hall @	18	H	W	11-3 (5)
2/26	Longwood @	18	H	W	14-6 (6)
2/27	Seton Hall @	18	H	W	3-1
2/27	Longwood @	18	H	W	12-2 (5)
2/28	#16 Duke @	18	H	L	1-5
3/3	Winthrop	17	H	W	10-1 (5)
3/5	Elon %	17	N19	W	14-1 (5)
3/6	UConn %	17	N19	W	7-6 (8)
3/6	North Carolina %	17	A	L	0-3 (6)
3/7	North Carolina %	17	A	W	8-1
3/10	Georgia Southern	20	H	W	9-1 (6)
3/12	#19 Arkansas *	20	H	L	1-4
3/13	#19 Arkansas *	20	H	L	5-7 (10)
3/14	#19 Arkansas *	20	H	L	2-3
3/16	Gardner-Webb	24	H	W	12-4 (5)
3/16	Gardner-Webb	24	H	W	8-0 (5)
3/20	#20 UCF	24	H	W	9-1 (5)
3/20	#20 UCF	24	H	W	4-2
3/21	#20 UCF	24	H	L	4-10
3/26	Texas A&M *	23	A	L	3-6
3/27	Texas A&M *	23	A	L	2-10 (5)
3/28	Texas A&M *	23	A	L	1-2
4/1	#17 Missouri *	H	L	4-13 (6)	
4/2	#17 Missouri *	H	L	3-7	
4/3	#17 Missouri *	H	L	6-10	
4/7	Charleston Southern	H	W	9-2	
4/7	Charleston Southern	H	W	8-0 (5)	
4/9	Ole Miss *	A	L	0-8 (5)	
4/10	Ole Miss *	A	L	5-8	
4/11	Ole Miss *	A	W	10-1 (5)	
4/14	Furman	H	W	4-1	
4/14	Furman	H	W	9-1 (6)	
4/17	#16 Tennessee *	H	W	3-2 (8)	
4/18	#16 Tennessee *	H	L	0-11 (6)	
4/19	#16 Tennessee *	H	L	2-4	
4/21	#16 Clemson	H	L	0-6	
4/23	#3 Florida *	A	W	2-1	
4/24	#3 Florida *	A	L	0-6	
4/25	#3 Florida *	A	L	2-4	
4/30	Mississippi State *	H	W	8-7	
5/1	Mississippi State *	H	L	2-6	
5/2	Mississippi State *	H	L	1-7	
5/7	#18 Kentucky *	A	L	3-4	
5/8	#18 Kentucky *	A	L	3-6	
5/8	#18 Kentucky *	A	L	2-3 (8)	
5/11	Auburn \$	N35	W	3-1	
5/12	#16 LSU \$	N35	L	3-7	

Key: * Southeastern Conference Game, ! Osprey Invitational, % North Carolina Classic, @ Gamecock Invitational, \$ SEC Tournament

YEAR-BY-YEAR RESULTS

2022

Record: 26-30

H: 17-16 A: 3-13 N: 6-1 SEC: 3-21

Coach: Beverly Smith

Date	Opponent	SC Rank	Site	W	L	Score
2/11	Virginia @		H	W		3-2
2/12	Lipscomb @		H	W		12-6
2/12	George Washington @		H	W		14-5 (5)
2/13	North Carolina @		H	L		3-8
2/16	Charlotte @		H	L		1-6
2/18	Marshall ^	N26	W			7-5
2/18	Fordham ^	N26	W			8-3
2/19	Marshall ^	N26	W			7-3
2/19	Fordham ^	N26	W			8-0 (5)
2/20	Coastal Carolina ^	A	W			6-2
2/25	Miami (OH) %	H	L			0-5
2/26	#7 Virginia Tech %	H	L			3-5
2/26	Ohio State %	H	L			2-6
3/2	Charleston Southern	H	W			16-2 (5)
3/2	Charleston Southern	H	W			5-2
3/4	#24 UCF !	A	W			5-2
3/5	Florida Gulf Coast !	N6	W			16-1 (5)
3/5	#24 UCF !	A	L			4-5
3/6	Florida Gulf Coast !	N6	W			12-5
3/8	Youngstown State	H	W			12-7
3/8	Michigan State	H	W			4-1
3/11	#15 Georgia *	H	L			7-8
3/12	#15 Georgia *	H	L			4-13 (5)
3/13	#15 Georgia *	H	W			7-3
3/17	College of Charleston	H	W			10-3
3/19	#19 Auburn *	A	W			10-7 (11)
3/20	#19 Auburn *	A	L			2-11 (5)
3/21	#19 Auburn *	A	L			3-4 (10)
3/25	#4 Alabama *	H	L			5-7
3/26	#4 Alabama *	H	L			2-10
3/27	#4 Alabama *	H	L			1-6
3/30	#18 at Clemson	A	L			1-8
4/1	#24 Missouri *	A	L			3-4
4/2	#24 Missouri *	A	L			2-7
4/3	#24 Missouri *	A	L			1-2
4/6	Winthrop	H	W			7-1
4/8	NC State &	H	W			9-3
4/8	East Tennessee &	H	W			8-0
4/9	East Tennessee &	H	W			6-2
4/9	NC State &	H	W			3-1
4/12	#16 Clemson	H	L			1-3
4/14	#21 LSU *	A	L			0-4
4/15	#21 LSU *	A	L			3-7
4/16	#21 LSU *	A	L			0-8
4/20	Furman	H	W			6-5
4/20	Furman	H	W			9-1 (6)
4/22	Ole Miss *	H	L			3-8
4/23	Ole Miss *	H	L			1-2
4/24	Ole Miss *	H	L			0-3
4/29	#7 Arkansas *	A	L			0-12 (5)
4/30	#7 Arkansas *	A	L			4-8
5/1	#7 Arkansas *	A	L			0-8 (5)
5/6	#13 Kentucky *	H	W			6-4
5/7	#13 Kentucky *	H	L			1-11
5/8	#13 Kentucky *	H	L			5-13
5/10	vs. Texas A&M \$	N37	L			3-5

Key: * Southeastern Conference Game, ! UCF Round Robin, % Carolina Classic, & Garnet and Black Round Robin, @ Gamecock Invitational, ^ Battle at the Beach, \$ SEC Tournament

2023

Record: 40-22

H: 23-7 A: 6-13 N: 11-2 SEC: 9-15

Coach: Beverly Smith

SEC Tournament Runner-Up

NCAA Regional

Date	Opponent	SC Rank	Site	W	L	Score
2/9	Charlotte !		A	L		1-9 (5)
2/10	Miami (OH) !	N58	W			5-4
2/11	Campbell !	N58	W			10-9
2/15	College of Charleston	H	W			8-0 (6)
2/16	East Tennessee %	H	W			9-2
2/17	Delaware %	H	W			4-1
2/18	George Washington %	H	W			7-1
2/19	Western Kentucky %	H	W			11-2 (5)
2/19	Campbell %	H	W			2-1
2/22	Georgia Southern	A	W			3-0
2/24	Jacksonville &	N59	W			10-2 (5)
2/24	Mercer &	A	W			11-1 (5)
2/25	Tennessee Tech &	N59	W			21-1 (5)
2/26	Belmont &	N59	W			5-4
2/26	Tennessee Tech &	N59	W			10-2 (6)
2/28	Stetson	H	L			3-4
3/1	North Carolina	H	W			9-1 (6)
3/3	Columbia @	H	W			10-4
3/4	Illinois @	H	W			4-1
3/4	North Carolina A&T @	H	W			9-1 (6)
3/5	UNCW @	H	W			8-0 (6)
3/7	Winthrop	H	W			5-0
3/8	Col. Of Charleston	H	W			10-0 (5)
3/11	#14 LSU *	H	L			1-9
3/13	#14 LSU *	H	W			4-2
3/13	#14 LSU *	H	L			1-5
3/15	Presbyterian	H	W			9-1 (6)
3/17	Mississippi State *	A	L			5-6 (10)
3/18	Mississippi State *	A	L			1-4
3/19	Mississippi State *	A	L			1-9 (5)
3/22	Furman	H	W			10-0 (5)
3/28	#5 Clemson	A	L			0-10 (5)
3/31	#11 Florida *	H	W			13-10
4/1	#11 Florida *	H	L			1-8
4/2	#11 Florida *	H	W			3-0
4/6	#16 Alabama *	A	L			1-2 (9)
4/8	#16 Alabama *	A	L			0-4
4/8	#16 Alabama *	A	W			3-1
4/11	#6 Clemson	H	L			3-4
4/14	#23 Texas A&M *	H	W			6-2
4/15	#23 Texas A&M *	H	W			1-0
4/16	#23 Texas A&M *	H	W			8-0 (6)
4/19	Charleston Southern	H	W			5-0
4/19	Charleston Southern	H	W			11-2 (5)
4/21	#12 Georgia *	A	L			1-2
4/22	#12 Georgia *	A	L			1-9 (5)
4/23	#12 Georgia *	A	L			0-3
4/28	#17 Auburn *	H	L			0-1
4/29	#17 Auburn *	H	W			8-0 (5)
4/30	#17 Auburn *	H	L			0-10 (5)
5/5	Tennessee *	A	L			0-3
5/6	Tennessee *	A	L			2-4
5/7	#4 Tennessee *	A	W			4-2
5/10	Texas A&M \$	N60	W			1-0 (8)
5/11	#13 Georgia \$	N60	W			2-1 (8)
5/12	#16 Auburn \$	N60	W			3-2
5/13	#4 Tennessee \$	N60	L			1-3
5/19	UCF #	N11	L			1-6
5/20	Marist #	N11	W			2-1
5/20	UCF #	N11	W			10-1
5/21	#3 Florida State #	A	W			4-0
5/21	#3 Florida State #	A	L			0-1

Key: * Southeastern Conference Game, ! Charlotte Invitational, % Carolina Classic, & Mercer Bear Invitational, @ Gamecock Invitational, \$ SEC Tournament, # NCAA Regional

All rankings are from the NFCA poll for that week.

All numbers in parenthesis after a score represent the number of innings played in that contest.

ALL-TIME VS. OPPONENTS CURRENTLY IN DIVISION 1

Akron	1-0
N: 1-0	
3/11/1989 N15 W	4-3 (8)
Alabama	21-48
H: 11-23 A: 6-25 N: 4-0	
4/26/1997 H W	2-0
4/26/1997 H W	6-0
4/25/1998 A W	10-9
4/25/1998 A L	4-1
3/5/1999 N15 W	5-4 (11)
5/1/1999 H L	2-0
5/1/1999 H W	3-0
3/28/2000 A W	1-0
3/28/2000 A L	4-3
5/12/2000 N28 W	4-1
4/28/2001 H W	1-0 (8)
4/28/2001 H L	8-2
4/29/2001 H W	2-1 (11)
5/11/2001 N16 W	2-0 (9)
4/27/2002 A W	3-1
4/27/2002 A L	6-5
4/28/2002 A L	4-3
5/10/2002 N16 W	6-4
4/18/2003 H L	6-3
4/19/2003 H W	5-1
4/19/2003 H L	3-2
4/17/2004 A W	3-1
4/17/2004 A L	6-5
4/18/2004 A L	5-2
4/16/2005 H L	11-0 (6)
4/16/2005 H L	7-1
4/17/2005 H L	9-2
3/10/2006 A L	6-1
3/11/2006 A L	7-0
3/12/2006 A L	8-0 (5)
3/17/2007 H L	1-0
3/17/2007 H L	5-3 (10)
3/18/2007 H L	3-1
4/19/2008 A L	8-0 (6)
4/19/2008 A L	8-0 (5)
4/20/2008 A L	6-0
4/10/2009 H W	3-2 (8)
4/10/2009 H L	7-0
4/11/2009 H W	6-5
3/20/2010 A L	8-0 (5)
3/20/2010 A L	8-2
3/21/2010 A L	21-1 (5)
4/1/2011 H L	8-0
4/2/2011 H L	7-0
4/3/2011 H L	1-0
4/13/2012 A L	9-1 (5)
4/14/2012 A L	7-5
4/15/2012 A L	19-4 (5)
3/15/2013 H L	6-4
3/16/2013 H L	5-3
3/17/2013 H L	7-6
3/7/2014 A L	14-4 (6)
3/8/2014 A L	10-5
3/9/2014 A L	4-3
4/29/2016 H L	3-1
4/30/2016 H W	2-1
5/1/2016 H L	5-1 (5)
3/24/2017 A L	7-4
3/26/2017 A W	14-0
3/26/2017 A L	5-2
4/5/2019 H L	9-1
4/6/2019 H W	5-1
4/7/2019 H W	2-0
3/25/2022 H L	7-5
3/26/2022 H L	10-2
3/27/2022 H L	6-1
4/6/2023 A L	1-2 (9)
4/8/2023 A L	0-4
4/8/2023 A W	3-1
Alabama State	1-0
N: 1-0	
3/2/2013 N45 W	29-0 (5)
Appalachian State	3-0
H: 3-0	
2/25/2012 H W	7-4
4/3/2013 H W	5-0
2/13/2015 H W	5-0

Arizona	3-7
A: 1-4 N: 2-3	
3/19/1983 N3 W	8-4
5/20/1988 A W	1-0
5/21/1988 A L	1-0
5/21/1988 A L	4-3
3/22/1996 N9 W	1-0
2/12/1999 N32 L	7-5 (8)
2/11/2000 N32 L	3-2
2/11/2001 N32 L	8-0 (6)
5/20/2017 A L	5-0
5/21/2017 A L	9-0
Arizona State	5-8
A: 2-2 N: 3-6	
3/19/1983 N3 W	1-0
3/28/1986 N13 W	3-1
3/15/1987 N15 L	1-0
3/10/1989 N15 L	1-0
3/12/1989 N15 L	13-5 (9)
2/14/1999 A W	2-0
2/12/2000 A L	2-1
2/9/2001 A L	8-2
2/28/2004 N28 W	5-3
2/27/2014 A W	3-2
3/4/2017 N9 L	4-3 (9)
5/25/2018 N L	5-2
5/26/2018 N L	5-2
Arkansas	37-28
H: 16-13 A: 16-13 N: 3-2	
4/10/1998 H W	2-1
4/10/1998 H L	5-4
4/16/1999 A L	1-0
4/16/1999 A L	1-0
5/13/1999 N28 L	4-1
4/15/2000 H L	4-0
4/15/2000 H L	4-3 (12)
5/13/2000 N28 L	3-1
5/14/2000 N28 W	2-1
3/10/2001 A W	2-1
3/10/2001 A W	2-1
3/11/2001 A L	4-0
5/12/2001 N16 W	1-0 (9)
3/9/2002 H W	4-0
3/9/2002 H L	5-2
3/10/2002 H W	4-1
3/25/2003 A W	5-2
3/25/2003 A W	6-1
3/26/2003 A W	5-1
3/16/2004 H W	6-1
3/16/2004 H W	2-1 (8)
3/17/2004 H W	6-5
3/8/2005 A W	6-1
3/8/2005 A W	3-0
3/9/2005 A W	5-3
4/9/2006 H W	3-0
4/9/2006 H W	1-0
3/10/2007 A W	1-0
3/10/2007 A W	7-0
3/11/2007 A W	4-1
3/8/2008 H W	5-4
3/8/2008 H L	3-2
3/9/2008 H W	4-0
3/11/2009 A L	4-0
3/11/2009 A L	7-0
3/17/2010 H L	8-5
3/17/2010 H L	3-2
4/16/2011 A W	7-3
4/16/2011 A L	2-1 (9)
4/17/2011 A W	5-4
3/9/2012 H L	5-4 (8)
3/10/2012 H W	7-2
3/11/2012 H W	8-7
4/11/2014 A L	11-10
4/12/2014 A W	7-5
4/13/2014 A W	6-4
4/10-11/2015 H W	8-0 (6)
4/11/2015 H L	5-4 (8)
4/12/2015 H W	8-3
4/8/2016 A W	14-0 (5)
4/9/2016 A W	7-5
4/10/2016 A L	10-5
4/6/2018 H W	2-1
4/8/2018 H L	4-0
4/8/2018 H W	6-2
4/6/2018 H W	2-1
4/8/2018 H L	4-0

4/8/2018 H	W	6-2		
5/11/2018 N	W	3-1		
3/15/2019 A	L	3-2		
3/16/2019 A	L	7-4		
3/17/2019 A	W	9-6		
3/12/2021 H	L	4-1		
3/13/2021 H	L	7-5 (10)		
3/14/2021 H	L	3-2		
4/29/2022 A	L	12-0 (5)		
4/30/2022 A	L	8-4		
5/1/2022 A	L	8-0 (5)		
Auburn	33-40			
H: 15-16 A: 15-19 N: 4-5				
4/27/1997 H W	4-0			
4/27/1997 H W	4-2			
5/10/1997 N28 W	9-0 (5)			
4/26/1998 A W	4-2			
4/26/1998 A W	5-3 (8)			
5/2/1999 H W	4-0			
5/2/1999 H W	2-1			
2/26/2000 N15 L	4-2 (8)			
3/4/2000 A W	5-3			
3/4/2000 A L	4-3			
4/7/2001 A W	5-3 (10)			
4/7/2001 A W	10-0 (5)			
4/8/2001 A W	4-3			
4/6/2002 H W	4-2			
4/6/2002 H W	3-1			
4/7/2002 H W	3-2			
3/29/2003 A W	12-1 (5)			
3/29/2003 A L	2-1 (8)			
3/30/2003 A W	4-0			
3/27/2004 H L	1-0			
3/27/2004 H L	5-1			
3/28/2004 H L	6-5			
5/14/2004 N35 L	2-0			
3/6/2005 N36 L	6-4			
3/26/2005 A L	10-8			
3/27/2005 A L	11-2 (5)			
5/12/2005 N37 L	8-0 (5)			
4/29/2006 H W	5-2			
4/29/2006 H L	4-0			
4/30/2006 H W	7-1			
4/28/2007 A L	8-0 (5)			
4/28/2007 A L	1-0			
4/29/2007 A L	3-0			
4/6/2008 H W	2-0			
4/6/2008 H W	3-2			
3/28/2009 A L	3-2			
3/29/2009 A L	12-4 (6)			
3/29/2009 A W	5-0			
3/27/2010 H L	4-1			
3/27/2010 H L	5-3			
3/28/2010 H L	11-3 (5)			
3/18/2011 A L	9-1 (5)			
3/19/2011 A L	3-0			
3/20/2011 A L	3-2 (9)			
4/27/2012 H L	1-0			
4/28/2012 H L	3-2			
4/29/2012 H L	4-1			
4/19/2013 A W	8-4			
4/20/2013 A L	7-1			
4/21/2013 A W	3-1			
5/2/2014 H L	5-3 (8)			
5/3/2014 H W	7-4			
5/4/2014 H W	4-2			
5/7/2014 H L	7-5			
3/25/2016 A L	10-0 (5)			
3/26/2016 A L	5-2			
3/26/2016 A L	4-3			
4/21/2017 H L	2-0			
4/22/2017 H L	2-0			
4/23/2017 H W	3-0			
4/12/2019 A L	5-4			
4/13/2019 A W	10-1 (5)			
4/14/2019 A W	8-4			
2/20/2021 N L	5-4			
2/21/2021 N W	6-5			
5/11/2021 N W	3-1			
3/19/2022 A W	10-7 (11)			
3/20/2022 A L	11-2 (5)			
3/21/2022 A L	4-3 (10)			
4/28/2023 H L	0-1			
4/29/2023 H W	8-0 (5)			
4/30/2023 H L	0-10 (5)			
5/12/2023 N60 W	3-2			

Austin Peay	1-0
N: 1-0	
4/21/1989 N16 W	8-0 (6)
Ball State	3-2
H: 2-0 N: 1-1	
4/24/1982 N49 L	2-0
2/29/1992 H W	3-0
3/1/1992 H W	6-2
2/8/2014 N32 L	10-9
3/1/2019 N15 W	15-1 (5)
Baylor	3-1-1
N: 3-1-1	
3/3/1985 N10 T	1-1
3/27/1986 N13 W	5-2
3/6/1987 N14 W	5-0
3/25/1988 N7 W	10-0 (5)
2/7/2019 N59 L	4-3
Belmont	1-0
N: 1-0	
2/26/2023 N59 W	5-4
Bethune Cookman	1-1
N: 1-1	
2/11/2006 N38 L	3-2
5/18/2019 N W	10-0 (5)
Boston College	5-1
H: 3-1 N: 2-0	
3/6/1986 H W	6-0
3/6/1986 H W	8-0
2/26/1999 N28 W	2-0
2/9/2003 H L	3-2
5/17/2003 N17 W	5-2
2/21/2020 H W	3-2 (8)
Boston University	2-0
H: 1-0 N: 1-0	
3/4/2005 N36 W	7-6 (9)
2/21/2014 H W	2-0
Bowling Green	4-1
H: 2-0 N: 2-1	
3/26/1983 N6 L	2-1
3/28/1983 N6 W	6-0
3/17/1984 H W	3-0
3/10/1985 H W	6-0
2/14/2009 N6 W	5-0
Bradley	3-0
N: 3-0	
3/14/1987 N15 W	8-0
2/13/2009 N6 W	3-0
2/23/2018 N W	8-0 (5)
Brigham Young	2-0
N: 2-0	
3/26/1987 N9 W	2-0 (exh.)
2/7/2019 N W	4-3
Brown	3-0
H: 1-0	
3/31/1981 H W	20-0
1981 ? W	9-0
1981 ? W	7-1
Bryant	2-0
H: 2-0	
3/13/2019 H W	7-0
3/13/2019 H W	10-2 (5)
Bucknell	2-0
H: 2-0	
3/1/2008 H W	2-1 (8)
3/2/2008 H W	8-0 (5)
Buffalo	3-0
H: 2-0 N: 1-0	
2/16/2013 N6 W	8-0 (5)
3/26/2016 H W	7-4
3/26/2016 H W	10-0 (5)
Cal Poly	2-0
N: 2-0	
2/22/1997 N23 W	2-1 (9)
2/15/2008 N23 W	8-3

Cal State Fullerton	0-5
A: 0-2 N: 0-3	
5/27/1983 N3 L	2-0
3/22/1984 A10 L	11-1
3/7/1987 N14 L	2-0
3/27/1987 A L	1-0
2/15/2003 N23 L	6-1
Cal State Northridge	4-2
A: 0-2 N: 4-0	
3/12/1993 A L	2-0
3/12/1993 A L	5-2
3/22/1996 N9 W	2-1
2/28/1998 N28 W	3-2
5/16/2003 N17 W	5-3
2/17/2008 N23 W	3-2
California	1-1
N: 1-1	
3/28/1986 N13 L	6-2
2/21/2015 N52 W	3-1
Campbell	15-1
H: 10-1 A: 3-0 N: 2-0	
3/16/1994 H W	7-0
3/16/1994 H W	9-4
5/20/1995 H W	4-1
4/13/1996 N19 W	4-3 (8)
4/7/1999 H W	8-0 (6)
4/7/1999 H W	6-0
2/28/2006 H W	3-2
2/28/2006 H W	5-4 (8)
2/28/2007 A W	1-0

ALL-TIME VS. OPPONENTS CURRENTLY IN DIVISION 1

4/7/2021	H	W	8-0 (5)
3/2/2022	H	W	16-2 (5)
3/2/2022	H	W	5-2
4/19/2023	H	W	5-0
4/19/2023	H	W	11-2 (5)

Charlotte			44-7
H: 25-4	A: 16-3	N: 3-0	
4/25/1988	A	W	18-0
4/25/1988	A	W	4-2 (10)
4/17/1989	H	W	2-0
4/17/1989	H	W	8-0
4/4/1990	A	W	2-0
4/4/1990	A	L	1-0
4/14/1990	H	L	3-2
4/3/1991	A	W	2-0
4/3/1991	A	W	11-0 (5)
4/12/1991	H	W	8-0
3/25/1992	H	W	3-0
3/25/1992	H	W	8-1
4/12/1992	N19	W	6-2
3/20/1993	H	W	4-2
3/21/1993	H	W	10-0 (6)
3/28/1993	N22	W	6-0
4/13/1993	H	W	7-1
4/13/1993	H	W	4-0
4/17/1993	N16	W	6-1
4/23/1994	A	W	11-0 (5)
4/23/1994	A	W	12-0 (5)
2/23/2000	H	W	8-0 (6)
2/23/2000	H	W	3-0
2/20/2002	H	W	9-1 (6)
2/20/2002	H	W	3-2 (8)
2/7/2004	A	W	8-0 (5)
2/7/2004	A	W	13-0 (5)
2/8/2005	H	W	4-0
2/8/2005	H	W	3-0
2/22/2006	A	W	2-1
3/3/2007	H	W	8-0 (6)
3/3/2007	H	L	2-1
4/1/2009	A	L	2-0
2/23/2010	H	L	8-1
2/23/2011	A	W	6-0
4/20/2011	H	W	2-1
2/29/2012	A	W	13-7
3/14/2012	H	W	6-5
4/24/2013	H	W	10-2 (6)
4/24/2013	H	W	5-0
2/19/2014	A	W	12-0
3/3/2015	H	W	9-3
3/30/2016	A	W	13-2 (5)
2/12/2017	H	W	2-1
2/14/2018	A	W	5-2
2/24/2019	A	W	9-1
3/3/2019	H	W	7-0
2/29/2020	H	W	10-0 (5)
3/1/2020	H	W	10-7
2/16/2022	H	L	6-1
2/9/2023	A	L	1-9 (5)

Chattanooga			3-0
H: 1-0	N: 2-0		
3/8/1997	N15	W	4-1
2/12/2000	N32	W	3-1 (8)
2/21/2009	H	W	3-1

Clemson			1-5
H: 1-3	A: 0-2		
4/21/1979	H	W	24-5
4/21/2021	H	L	6-0
3/30/2022	A	L	8-1
4/12/2022	H	L	3-1
3/28/2023	A	L	0-10 (5)
4/11/2023	H	L	3-4

Cleveland State			1-0
H: 1-0			
2/12/2012	H	W	7-4

Coastal Carolina			57-9
H: 33-3	A: 21-6	N: 1-0	
4/6/1989	H	W	3-0
4/6/1989	H	W	7-0
4/11/1989	H	W	2-0
4/11/1989	H	W	1-0
3/28/1990	A	W	8-3
3/28/1990	A	W	8-0 (5)

4/3/1990	H	W	11-3
4/3/1990	H	W	6-1
4/1/1991	A	W	7-0
4/1/1991	A	W	11-2
4/13/1991	H	W	1-0 (8)
4/24/1991	H	W	5-0
4/24/1991	H	W	8-0
3/31/1992	A	W	7-2
3/31/1992	A	W	10-7
4/8/1992	H	W	8-3
4/8/1992	H	W	3-0
4/11/1992	N19	W	2-1
2/19/1995	H	W	10-1
2/19/1995	H	W	8-0
4/8/1995	A	W	8-1
4/9/1995	A	W	11-0
4/9/1996	H	W	10-0 (5)
4/9/1996	H	W	7-2
4/9/1997	A	W	4-3
4/9/1997	A	W	6-0
4/15/1998	H	W	3-2
4/15/1998	H	W	8-0 (5)
4/21/1999	A	W	5-1
4/21/1999	A	W	7-4
4/18/2000	H	L	7-5
4/18/2000	H	W	5-2
4/25/2001	A	W	8-0
4/25/2001	A	W	6-1
5/1/2002	H	W	5-0
5/1/2002	H	W	4-1
4/30/2003	A	L	7-6
4/30/2003	A	W	8-0 (6)
4/28/2004	H	W	10-2
4/28/2004	H	W	2-1
2/5/2005	H	W	8-2
2/6/2005	H	L	3-2
4/13/2006	A	L	2-1
4/13/2006	A	L	6-5 (8)
3/7/2007	H	W	2-1
3/7/2007	H	W	1-0
4/9/2008	A	W	6-2
4/7/2009	H	W	10-2 (6)
4/22/2009	A	W	6-2 (9)
2/14/2010	H	W	11-3 (5)
3/24/2010	A	W	3-1 (10)
4/21/2010	H	L	4-3
2/12/2011	H	W	5-0
3/22/2011	A	W	9-0 (6)
4/11/2011	H	W	1-0
3/7/2012	A	L	2-1
3/7/2012	A	L	5-2
4/10/2013	H	W	10-2 (6)
4/10/2013	H	W	5-3
2/23/2016	H	W	3-1
4/11/2017	A	L	3-2
2/27/2019	H	W	7-4
3/10/2020	A	W	10-2 (5)
2/24/2021	H	W	8-0 (6)
2/24/2021	H	W	10-0 (5)
3/20/2022	A	W	6-2

Colgate			1-0
H: 1-0			
3/21/1987	H	W	11-0

College of Charleston			15-1
H: 12-0	A: 3-1		
2/21/2004	H	W	4-0
2/22/2004	H	W	2-0
3/21/2006	H	W	8-7
3/21/2006	H	W	7-0
2/22/2007	A	W	7-2
2/22/2007	A	W	11-0 (5)
2/7/2009	H	W	7-1
2/7/2009	H	W	6-4
2/8/2009	A	L	2-1
2/14/2015	H	W	5-4
4/1/2015	H	W	9-1 (6)
2/25/2017	H	W	5-4 (8)
2/26/2017	H	W	8-2
3/17/2022	H	W	10-3
2/15/2023	H	W	8-0 (6)
3/8/2023	H	W	10-0 (5)

Columbia			1-0
H: 1-0			
3/3/2023	H	W	10-4

Connecticut			7-0
H: 5-0	N: 2-0		
3/10/1985	H	W	3-1
3/17/1987	H	W	8-0
3/14/1991	H	W	7-4 (8)
3/16/1991	N11	W	5-0
3/10/2000	N15	W	1-0
3/5/2016	H	W	5-4 (10)
3/6/2021	N	W	7-6 (8)

Coppin State			2-0
H: 2-0	N: 2-0		
3/30/1996	N24	W	17-0 (5)
3/31/1996	N24	W	27-0 (5)

Creighton			3-3
H: 1-0	N: 2-1		
5/15/1982	A	L	7-0
5/16/1982	A	L	3-2
3/15/1985	N3	L	2-1
3/15/1990	N13	W	2-1 (12)
3/8/1991	N15	W	1-0 (8)
3/12/1991	H	W	2-1

Dartmouth			1-0
H: 1-0	N: 1-0		
5/16/2015	N11	W	3-1

Dayton			1-0
H: 1-0			
3/29/1991	H	W	12-0 (5)

Delaware			2-0
H: 1-0	N: 1-0		
1981	N5	W	2-0
2/17/2023	H	W	4-1

Delaware State			1-0
H: 1-0	N: 1-0		
2/7/2015	N51	W	17-0

DePaul			1-3
H: 1-3	N: 1-3		
3/21/1996	N9	L	4-2
5/17/2001	N33	L	3-2 (9)
3/5/2010	N35	L	6-0
3/6/2010	N35	W	1-0

Detroit			1-0
H: 1-0	N: 1-0		
3/10/1987	N6	W	7-0 (5)

Duke			3-1
H: 2-1	N: 1-0		
3/20/2018	H	W	6-1
2/8/2019	N	W	3-2
3/20/2019	H	W	5-4
2/28/2021	H	L	5-1

East Carolina			21-3
H: 13-0	A: 4-2	N: 4-1	
3/30/1985	A	W	8-1
3/30/1985	A	L	7-3
4/5/1986	A	W	3-0
4/5/1986	A	W	2-1
4/25/1987	H	W	2-0
4/26/1987	H	W	3-1
4/26/1987	H	W	8-0
4/23/1988	H	W	3-0
4/23/1988	H	W	4-3 (10)
4/8/1989	H	W	5-1
4/9/1989	H	W	4-0
4/11/1992	N19	W	7-1
4/17/1992	H	W	3-0
4/18/1992	H	W	3-1
4/18/1992	H	W	1-0 (11)
2/27/1993	H	W	11-1 (6)
3/26/1994	N22	W	10-2 (6)
4/30/1994	N24	W	3-2 (11)
4/17/1997	H	W	8-0
4/17/1997	H	W	5-0
2/12/2006	N38	L	2-1
2/7/2015	A	W	11-2
2/8/2015	A	L	1-0
2/9/2018	N	W	3-0

East Tennessee State			7-0
H: 7-0			
2/17/2002	H	W	8-0 (6)
3/27/2002	H	W	9-0 (5)
3/27/2002	H	W	14-0 (5)
2/24/2007	H	W	4-1
4/8/2022	H	W	8-0 (6)
4/9/2022	H	W	6-2
2/16/2023	H	W	9-2

Eastern Illinois			3-2
H: 3-1	N: 0-1		
5/16/1974	N2	L	10-0
3/28/1985	H	W	5-0
3/28/1985	H	W	4-1
3/23/1986	H	L	1-0 (9)
2/21/2009	H	W	4-2 (11)

Eastern Kentucky			3-1
H: 3-0	N: 0-1		
4/14/1995	N16	L	4-3
5/16/2002	H	W	2-1 (8)
3/15/2006	H	W	6-1
3/11/2014	H	W	8-0 (5)

Eastern Michigan			6-4
H: 5-3	N: 1-1		
1982	H	W	4-1
3/6/1982	H	L	1-0
3/20/1985	H	W	2-0
3/13/1987	N15	W	3-0
3/11/1989	N15	L	1-0 (8)
2/27/1993	H	W	9-2
2/19/1994	H	L	5-4
2/20/1994	H	L	2-1
2/21/1994	H	W	5-1
2/21/1994	H	W	4-3

Elon			3-1
H: 2-1	N: 1-0		
2/26/2011	H	W	2-0
2/26/2011	H	L	8-1
2/23/2020	H	W	4-0
3/5/2021	N	W	14-1 (5)

Evansville			1-0
H: 1-0			
3/23/1986	H	W	2-0 (11)

Fairleigh Dickinson			3-0
H: 1-0			
3/20/1978	H	W	21-0
1980	? W	7-0	
1981	? W	7-0	

FIU			1-2
A: 0-2	N: 1-0		
2/18/2012	A	L	3-1
3/3/2013	N45	W	8-0 (6)
2/10/2018	A	L	3-1

ALL-TIME VS. OPPONENTS CURRENTLY IN DIVISION 1

4/19/1987 A	L	2-1
3/13/1988 N15	W	5-1
4/1/1988 H	W	1-0
4/2/1988 H	W	3-1
5/19/1989 H	W	2-1
4/29/1990 A	W	2-0 (9)
4/29/1990 A	L	3-0
3/10/1991 N15	W	4-3
4/5/1991 N20	L	4-1
4/12/1992 N19	L	3-2
4/25/1992 A	L	2-0
4/25/1992 A	L	6-0
4/26/1992 A	L	2-0
4/24/1993 H	W	6-4
4/24/1993 H	L	7-0
4/25/1993 H	L	8-0
3/5/1994 A	W	3-2 (9)
3/5/1994 A	L	3-1
3/24/1995 H	W	2-1
3/24/1995 H	W	3-2
3/25/1995 H	W	6-3
5/12/1995 N27	L	5-4
5/13/1995 N27	L	6-0
4/13/1996 N19	L	4-2 (10)
5/5/1996 A	L	5-1
5/5/1996 A	W	5-3
5/6/1996 A	L	2-1
3/1/1998 N28	W	2-0
2/9/2002 A	W	4-0
2/29/2004 N28	L	3-1 (9)
2/18/2005 A	L	4-2
2/17/2006 A	L	4-3
2/17/2007 A	L	8-3
2/19/2015 N52	L	4-3 (10)
5/21/2016 A	L	4-0
5/22/2016 A	L	2-1
4/14/2017 H	W	7-2
4/15/2017 H	L	3-1
5/19/2019 A	L	7-6
5/21/2023 A	W	4-0
5/21/2023 A	L	0-1

Fordham	3-1	
H: 0-1	N: 3-0	
2/25/2006 H	L	4-3 (8)
5/17/2014 N12	W	5-4
3/18/2022 N	W	8-3
3/19/2022 N	W	8-0 (5)

Fresno State	1-3	
H: 1-3	N: 1-3	
3/23/1984 N9	L	8-1
2/27/1999 N28	W	1-0
2/12/2000 N32	L	3-0
2/27/2004 N28	L	1-0 (8)

Furman	69-10-1	
H: 54-2-1	A: 13-6	N: 2-0
4/5/1976 A	W	30-6
4/4/1977 H	W	25-5
1978 ?	W	27-6
4/26/1985 H	W	4-0
5/3/1986 H	W	3-2 (11)
5/3/1986 H	L	2-0
4/12/1987 H	W	1-0
4/25/1987 H	W	3-0
5/2/1987 H	W	3-0
5/2/1987 H	W	4-1
2/18/1988 A	W	4-0
2/18/1988 A	W	2-0
4/10/1988 H	W	10-0 (6)
4/21/1988 H	W	3-0
4/21/1988 H	W	5-0
5/6/1988 A	L	3-2
5/6/1988 A	W	3-2 (10)
3/31/1989 H	W	4-2
4/1/1989 H	W	3-0
4/18/1989 H	W	3-1
4/18/1989 H	L	2-1
2/17/1990 A	W	4-3
2/17/1990 A	L	1-0
4/7/1990 H	W	2-0
4/8/1990 H	W	2-0
4/20/1990 N16	W	11-2
4/25/1990 H	W	2-1 (9)
4/25/1990 H	W	11-1 (5)
2/17/1991 A	W	2-1
2/17/1991 A	W	6-5

4/23/1991 H	W	8-0
4/23/1991 H	W	3-0
3/28/1992 N20	W	10-6
4/23/1992 H	W	9-0
4/23/1992 H	W	3-0
2/17/1993 H	W	3-0
2/17/1993 H	T	1-1 (8)
4/21/1993 A	L	3-2 (8)
4/21/1993 A	L	6-5 (9)
2/15/1994 H	W	6-0
2/15/1994 H	W	11-3 (6)
4/26/1994 A	W	5-1
4/26/1994 A	W	8-1
2/14/1995 A	L	3-2
2/14/1995 A	W	3-0
4/25/1995 H	W	2-1
4/25/1995 H	W	3-1
2/14/1996 H	W	9-1 (6)
2/14/1996 H	W	14-0 (5)
3/13/1996 A	W	7-0
3/13/1996 A	W	14-0 (5)
3/12/1997 H	W	8-0
4/1/1998 H	W	3-0
4/1/1998 H	L	1-2 (8)
3/23/1999 H	W	8-0 (5)
3/23/1999 H	W	3-0
3/15/2000 H	W	2-1
3/15/2000 H	W	8-0 (5)
4/17/2001 H	L	1-0
4/17/2001 H	W	4-0
3/13/2002 H	W	8-0 (6)
3/13/2002 H	W	7-0
4/23/2003 H	W	6-0
4/23/2003 H	W	9-1 (6)
4/21/2004 H	W	6-0
4/21/2004 H	W	8-2
2/12/2011 H	W	5-1
3/13/2013 A	L	8-6
3/13/2013 A	W	6-5
3/25/2014 H	W	9-1 (5)
3/25/2014 H	W	10-0 (5)
3/25/2015 H	W	2-1
4/26/2016 H	W	4-1
3/28/2017 H	W	8-0 (5)
3/28/2018 H	W	1-0
4/10/2019 H	W	9-7
4/14/2021 H	W	4-1
4/14/2021 H	W	9-1 (6)
4/20/2022 H	W	6-5
4/20/2022 H	W	9-1
3/22/2023 H	W	10-0 (5)

Gardner-Webb	7-0	
H: 6-0	N: 1-0	
3/4/2005 N36	W	13-7
3/1/2008 H	W	6-0
3/2/2008 H	W	5-0
2/22/2014 H	W	7-0
3/21/2017 H	W	9-4
3/16/2021 H	W	12-4 (5)
3/16/2021 H	W	8-0 (5)

George Mason	7-1	
H: 5-1	N: 2-0	
4/1/1984 H	W	3-0
4/1/1984 H	L	3-2
4/5/1985 H	W	4-2
3/8/1986 H	W	1-0
3/8/1986 H	W	5-1
4/11/1987 H	W	4-0
4/11/1992 N19	W	9-0
4/29/1995 N24	W	11-3

George Washington	4-0	
H: 4-0	N: 0-0	
2/26/2012 H	W	4-2
3/3/2018 H	W	2-0
2/12/2022 H	W	14-5 (5)
2/18/2023 H	W	7-1

Georgetown	2-0	
H: 1-0	N: 1-0	
2/18/2011 N40	W	10-2 (5)
2/18/2018 H	W	5-3

Georgia	33-46	
H: 21-18	A: 9-26	N: 3-2
4/19/1997 H	W	2-0
4/19/1997 H	W	3-0
4/20/1997 H	W	2-0
4/20/1997 H	W	7-4
4/17/1998 A	L	3-2 (10)
4/17/1998 A	W	5-3
4/18/1998 A	W	5-4 (9)
4/18/1998 A	W	5-3
4/23/1999 H	W	1-0
4/23/1999 H	W	3-1
4/24/1999 H	W	2-0
4/24/1999 H	W	1-0
5/14/1999 N28	W	4-0
3/11/2000 N15	W	2-0
4/21/2000 A	L	2-1 (10)
4/21/2000 A	L	2-0
4/22/2000 A	L	2-0
4/22/2000 A	L	1-0
3/28/2001 A	W	6-0
3/28/2001 A	W	5-3
4/10/2002 H	W	4-3
4/10/2002 H	W	2-1 (10)
4/11/2002 H	L	2-1
5/11/2002 N16	L	6-5
5/12/2002 N16	L	4-3
5/17/2002 H	L	1-0
5/18/2002 H	W	9-3
4/9/2003 A	L	4-0
4/9/2003 A	L	10-2 (6)
4/6/2004 H	W	7-3
4/6/2004 H	L	3-0
4/7/2004 H	W	2-0
4/5/2005 A	L	1-0
4/5/2005 A	L	6-1
4/6/2005 A	L	9-2
4/5/2006 H	L	10-0 (5)
4/5/2006 H	L	5-2
4/6/2006 H	L	10-3
4/14/2007 H	W	5-0
4/14/2007 H	W	1-0 (10)
4/15/2007 H	W	6-2
3/15/2008 A	L	4-1
3/15/2008 A	L	3-0
3/16/2008 A	L	8-0 (6)
4/21/2009 H	L	4-1
3/21/2009 H	L	10-0
3/22/2009 H	L	6-0
4/24/2010 A	L	9-8
4/24/2010 A	L	6-1
4/25/2010 A	L	10-2 (6)
3/16/2011 H	L	8-4
3/16/2011 H	L	5-0
4/11/2012 A	L	4-3
4/11/2012 A	L	8-3
4/12/2013 H	W	6-2
4/13/2013 H	L	7-6
4/14/2013 H	L	2-0
4/4/2014 A	L	6-2
4/5/2014 A	W	1-0
4/5/2014 A	L	9-1 (5)
3/19/2016 H	L	4-1
3/20/2016 H	W	5-4
3/21/2016 H	W	3-1 (8)
4/28/2017 A	W	7-5
4/29/2017 A	L	2-1
4/30/2017 A	W	6-2
4/26/2019 H	W	3-2
4/27/2019 H	L	6-4
4/28/2019 H	L	3-2
3/6/2020 A	W	4-2
3/7/2020 A	L	6-5 (9)
3/8/2020 A	L	11-3 (5)
3/11/2022 H	L	8-7
3/12/2022 H	L	13-4 (5)
3/13/2022 H	W	7-3
4/21/2023 A	L	1-2
4/22/2023 A	L	1-9 (5)
4/23/2023 A	L	0-3
5/11/2023 N60	W	2-1 (8)

Georgia Southern	45-1	
H: 23-1	A: 22-0	
2/29/1988 A	W	22-0 (5)
2/29/1988 A	W	17-0 (5)
2/24/1989 A	W	4-1
2/24/1989 A	W	3-0

4/8/1989 H	W	13-0 (5)
3/2/1990 A	W	6-0
3/2/1990 A	W	7-0
4/13/1990 H	W	4-0
2/26/1991 A	W	3-1 (8)
2/26/1991 A	W	5-1
4/13/1991 H	W	6-0
2/26/1992 A	W	4-3
2/26/1992 A	W	6-0
4/17/1992 H	W	8-0 (5)
4/18/1992 H	W	10-0 (5)
2/23/1993 A	W	10-4
2/23/1993 A	W	10-0 (5)
4/9/1993 H	W	10-0 (5)
4/10/1993 H	W	10-0
4/2/1994 H	W	3-1
4/2/1994 H	W	9-0
2/22/1995 A	W	4-4
2/22/1995 A	W	2-1
2/17/1996 H	W	3-0
2/17/1996 H	W	5-0
4/22/1997 A	W	6-4
4/22/1997 A	W	4-3
2/18/1998 H	W	5-0
2/18/1998 H	W	5-2
2/18/1999 A	W	5-0
2/18/1999 A	W	6-1
4/26/2000 H	W	8-0 (6)
4/26/2000 H	W	7-0
2/6/2001 A	W	12-0 (5)
2/6/2001 A	W	6-1
2/13/2002 H	W	7-3
2/13/2002 H	W	1-0 (10)
2/26/2006 H	W	7-0
3/3/2013 A	W	7-2
4/22/2014 H	W	3-1
4/21/2015 H	W	8-0 (6)
4/19/2016 H	L	6-4
4/4/2018 H	W	5-2
2/26/2020 H	W	5-3
3/10/2021 H	W	9-1 (6)
2/22/2023 A	W	3-0

Georgia State	36-5	
H: 23-2	A: 7-3	N: 6-0
4/25/1986 H	W	6-0
4/10/1987 H	W	9-0
1988 H	W	7-0
4/10/1988 H	W	9-3
4/15/1988 N16	W	11-4
4/16/1988 N16	W	9-0
3/25/1989 H	W	2-1
4/8/1989 H	W	5-3
4/9/1989 H	W	1-0
2/28/1990 A	W	2-0
2/28/1990 A	W	4-0
4/14/1990 H	W	3-0
4/20/1990 N16	W	2-0
3/5/1991 A	L	1-0
3/5/1991 A	W	5-0
3/15/1991 N11	W	9-0
4/12/1991 H	W	4-0
4/13/1991 H	W	5-0
3/3/1992 A	W	5-0 (9)
3/3/1992 A	W	6-1 (5)
3/27/1992 N20	W	9-2
4/4/1992 H	W	2-0
4/5/1992 H	W	7-0
2/28/1993 A	L	8-0 (5)
2/28/1993 A	L	7-6
4/10/1993 H	W	7-0
4/9/1994 H	W	4-2
4/9/1994 H	W	5-0
5/21/1994 H	W	6-1
2/25/1995 H	W	2-0
2/25/1995 H	W	3-0
4/15/1995 N16	W	3-0
2/25/1996 A	W	6-0
2/25/1996 A	W	10-4
2/21/1998 H	W	5-0
2/21/1998 H	L	4-3
2/20/1999 H	L	2-0
2/20/1999 H	W	8-0 (5)
2/19/2000 H	W	6-0
2/19/2000 H	W	8-0 (5)
3/27/2019 H	W	7-3

Georgia Tech	23-0	
H: 11-0	A: 6-0	N: 6-0
2/22/1992 H	W	8-2
2/22/1992 H	W	1-0
3/28/1992 N20	W	9-0 (6)
2/20/1993 A	W	3-0
2/20/1993 A	W	6-5
3/20/1993 H	W	2-

ALL-TIME VS. OPPONENTS CURRENTLY IN DIVISION 1

3/30/1984 H	L	3-1
3/31/1984 H	L	2-0
1984 A	L	4-1
3/2/1985 N10	T	1-1 (5)
3/23/1985 H	L	2-1 (10)
3/23/1985 H	L	3-1
3/27/1987 N9	W	2-1
3/26/1988 N7	W	4-3
3/12/1994 N15	W	6-1
3/10/1996 N15	W	5-2
3/7/1997 N15	W	6-5 (8)
2/25/2000 N15	W	4-0
2/17/2017 N48	W	13-5 (5)
3/4/2017 N9	W	8-0 (5)
3/11/2018 N	W	7-3
Indiana State		5-0
H: 3-0	N: 2-0	
1982 N	W	6-0
3/11/1985 H	W	1-0
3/10/1986 H	W	2-1 (9)
3/10/1986 H	W	1-0 (10)
3/8/1997 N15	W	9-0
Iona		2-0
H: 2-0		
3/14/1999 H	W	3-0
3/14/1999 H	W	8-0 (5)
Iowa		4-2
H: 1-0	N: 3-2	
3/18/1983 N3	W	4-1
3/10/1991 N15	L	6-1
3/10/1996 N15	L	1-0
3/9/1997 N15	W	2-0
3/6/1999 N15	W	3-2
2/7/2014 H	W	1-0
Iowa State		4-1
H: 1-0	N: 3-1	
4/26/1991 N21	W	4-0
4/27/1991 N21	W	7-2
2/17/2006 N11	W	3-0
2/18/2006 N11	L	1-0
2/22/2020 H	W	5-3
Jacksonville		3-1
A: 1-0	N: 2-1	
2/17/2007 N11	W	10-3
2/19/2012 N41	L	7-6
2/20/2021 A	W	10-0
2/24/2023 N59	W	10-2 (5)
Jacksonville State		1-1
H: 1-1		
2/17/2002 H	L	2-0
2/24/2007 H	W	1-0
Kansas		5-2
H: 2-0	N: 3-2	
3/29/1986 N13	L	10-2 (5)
3/11/1990 N14	L	2-1 (9)
5/17/1997 H	W	1-0
5/18/1997 H	W	1-0
2/16/2007 N11	W	3-1
2/13/2009 N6	W	3-2 (9)
2/14/2020 N	W	10-0 (6)
Kansas State		1-0
H: 1-0	N: 1-0	
1985 N3	W	11-0 (5)
Kennesaw State		3-0
H: 2-0	N: 1-0	
3/2/2013 N45	W	12-3 (5)
3/4/2016 H	W	7-0
3/6/2016 H	W	10-1 (6)
Kent State		2-0
H: 2-0	N: 2-0	
3/25/1988 N7	W	8-0 (5)
2/26/2000 N15	W	11-0 (6)
Kentucky		40-36
H: 19-19	A: 19-16	N: 2-1
3/29/1997 H	W	10-0 (5)
3/29/1997 H	W	5-0
3/30/1997 H	W	8-0 (5)

3/30/1997 H	W	10-2 (6)
3/27/1998 A	L	3-2
3/27/1998 A	W	11-2 (6)
3/28/1998 A	W	3-2
3/28/1998 A	W	7-3
4/2/1999 H	L	4-2
4/2/1999 H	W	6-3
4/3/1999 H	W	3-2
4/3/1999 H	W	8-1
4/7/2000 A	L	1-0 (8)
4/7/2000 A	W	4-2
4/9/2000 A	W	4-1
4/9/2000 A	L	6-5
5/11/2000 N28	W	2-1
4/14/2001 A	W	3-0
4/14/2001 A	L	2-1
4/15/2001 A	L	6-5 (8)
5/10/2001 N16	W	5-1
4/13/2002 H	W	4-0
4/13/2002 H	W	5-0
4/14/2002 H	W	2-0 (8)
4/5/2003 A	W	7-0
4/5/2003 A	W	7-2
4/6/2003 A	W	6-0
4/3/2004 H	W	3-2
4/3/2004 H	L	4-1
4/4/2004 H	W	4-0
4/3/2005 A	W	12-2 (5)
4/3/2005 A	W	10-1 (5)
3/18/2006 H	W	5-2
3/18/2006 H	L	2-0
3/19/2006 H	L	2-1
4/21/2007 H	W	6-5
4/21/2007 H	W	2-1
4/22/2007 H	W	2-0
3/29/2008 A	W	5-3
3/29/2008 A	W	4-3
3/30/2008 A	W	8-1
5/2/2009 H	L	4-3 (10)
5/2/2009 H	L	5-1
5/3/2009 H	W	9-2
4/10/2010 A	L	11-3 (5)
4/10/2010 A	L	4-3
4/11/2010 A	L	8-0 (5)
4/23/2011 H	L	5-3
4/23/2011 H	L	3-2
4/24/2011 H	W	4-3 (8)
4/6/2012 A	W	9-1 (5)
4/7/2012 A	L	7-0
4/8/2012 A	L	10-5
4/5/2013 H	L	3-1
4/6/2013 H	L	9-4
4/7/2013 H	L	4-3
5/8/2013 A	W	6-3
4/17/2015 A	W	6-4
4/18/2015 A	L	2-0
4/18/2015 A	W	7-6 (11)
3/11/2016 H	L	8-2
3/12/2016 H	L	5-1
3/13/2016 H	L	4-0
5/10/2017 N56	L	7-3
5/4/2018 A	L	7-5
5/6/2018 A	L	8-4
5/6/2018 A	W	9-3
3/8/2019 H	L	5-0
3/9/2019 H	L	11-2 (5)
3/10/2019 H	L	5-1
5/7/2021 A	L	4-3
5/8/2021 A	L	6-3
5/8/2021 A	L	3-2 (8)
5/6/2022 H	W	6-4
5/7/2022 H	L	11-1
5/8/2022 H	L	13-5 (5)
Lehigh		1-0
H: 1-0	N: 1-0	
2/25/2018 N	W	15-0 (5)
Liberty		4-1
H: 2-0	N: 2-1	
3/5/2015 H	W	12-3 (5)
3/2/2018 H	W	12-1 (6)
5/19/2018 N	L	3-1
5/20/2018 N	W	2-0
5/20/2018 N	W	5-0

Lipscomb		1-0
H: 1-0		
2/12/2022 H	W	12-6
LIU Brooklyn		2-0
N: 2-0		
2/14/2014 N38	W	9-5
2/19/2015 N52	W	7-3
Long Beach State		1-1
N: 1-1		
3/28/1987 N9	L	1-0
3/5/2017 N9	W	4-2
Longwood		11-3
H: 9-1	A: 0-2	N: 2-0
2/16/2010 H	W	5-1
2/16/2010 H	W	9-2
4/9/2011 A	L	3-1
4/9/2011 A	L	8-7
3/31/2012 H	W	7-2
3/31/2012 H	W	12-5
4/25/2014 H	W	14-0 (5)
4/26/2014 H	L	1-0 (8)
2/6/2015 N51	W	3-1
2/8/2015 N51	W	10-0 (5)
2/21/2016 H	W	2-0
2/11/2017 H	W	1-0 (9)
2/26/2021 H	W	14-6 (6)
2/27/2021 H	W	12-2 (5)
Louisiana Tech		8-25
H: 4-6	A: 2-12	N: 2-7
4/15/1983 A	L	2-1
4/16/1983 A	W	3-0
4/14/1984 A	L	6-0
4/21/1984 H	L	1-0 (12)
4/21/1984 H	L	4-0
4/6/1985 H	W	2-1
1985 N10	L	3-2
3/15/1986 A	L	1-0
3/15/1986 A	L	6-0
3/7/1987 N14	L	2-0
4/10/1987 H	L	2-1
3/5/1988 N14	L	1-0
3/13/1988 N15	L	1-0 (8)
3/24/1988 A	L	2-0
3/27/1988 A	L	5-1
4/17/1988 N16	L	3-1
3/31/1989 H	L	5-2
4/1/1989 H	L	2-1
5/19/1989 H	W	3-1
5/20/1989 H	L	1-0
5/20/1989 H	W	8-2
3/22/1990 A	L	2-1 (9)
3/24/1990 A	L	1-0 (8)
3/2/1991 H	W	4-0
3/7/1992 N14	W	1-0
3/10/1992 A	W	2-0
3/10/1992 A	L	3-2
4/18/1993 N16	L	4-1
3/31/1995 A	L	5-2
3/31/1995 A	L	3-2
4/16/1995 N16	L	3-2
2/18/2017 N48	W	4-3
2/19/2017 N48	L	5-1
Louisiana-Lafayette		4-21
H: 1-7	A: 1-8	N: 2-6
3/28/1986 N13	L	5-1
4/15/1988 N16	W	1-0
3/13/1990 A	L	1-0
3/13/1990 A	L	4-3 (11)
4/6/1991 N20	L	5-4
4/19/1991 H	L	4-0
4/19/1991 H	L	3-1
3/13/1992 A	L	2-0
3/13/1992 A	L	5-1
3/14/1992 A	L	4-0
3/14/1992 A	W	7-1
3/28/1992 N20	L	3-1
4/9/1993 H	W	1-0 (10)
4/11/1993 H	L	3-2
4/11/1993 H	L	6-1
4/11/1993 H	L	6-0
4/17/1994 N16	L	9-4
4/1/1995 A	L	1-0
4/1/1995 A	L	2-1

4/2/1995 A	L	5-1
4/7/1996 H	L	2-0
4/7/1996 H	L	7-2
3/1/1997 N28	W	3-0 (8)
2/27/1999 N28	L	1-0
5/20/2004 N17	L	1-0
Louisiana-Monroe		5-0
N: 5-0		
3/2/1985 N10	W	3-0 (5)
3/10/1989 N15	W	5-2 (8)
3/15/1990 N13	W	9-1 (5)
3/8/1992 N14	W	4-0
4/16/1993 N16	W	13-3 (5)
Louisville		2-0
N: 2-0		
2/8/2002 N11	W	3-2
2/23/2018 N	W	5-3
LSU		20-53
H: 10-20	A: 6-28	N: 4-5
4/2-3/1982 N6	W	4-0
4/2-3/1982 N6	W	3-0
4/2-3/1982 N6	W	4-1
4/13/1997 A	W	3-0
4/13/1997 A	W	8-0
4/11/1998 H	L	7-1
4/11/1998 H	L	12-0
4/17/1999 A	L	6-0
4/17/1999 A	L	1-0
4/14/2000 H	W	6-2
4/14/2000 H	L	6-0
5/14/2000 N28	W	1-0 (8)
3/24/2001 H	L	2-1
3/24/2001 H	W	3-2
3/25/2001 H	L	4-0
5/13/2001 N16	L	1-0
3/23/2002 A	L	6-0
3/23/2002 A	L	8-0 (6)
3/24/2002 A	L	1-0
3/16/2003 H	W	3-2 (10)
3/16/2003 H	L	6-3 (6)
5/10/2003 N34	L	5-1
3/13/2004 A	L	1-0 (10)
3/13/2004 A	W	6-4 (9)
3/14/2004 A	L	4-0
5/13/2004 N35	L	2-0
3/12/2005 H	W	4-3
3/12/2005 H	L	4-3 (8)
3/13/2005 H	W	2-0
4/1/2006 A	L	9-0 (5)
4/1/2006 A	L	1-0
4/2/2006 A	L	8-0 (5)
4/6/2007 A	W	2-1
4/6/2007 A	L	8-0 (5)
4/7/2007 A	L	2-0
5/10/2007 N39	L	2-1 (10)
5/3/2008 H	L	5-3
5/3/2008 H	W	4-3
5/4/2008 H	L	9-0 (6)
4/25/2009 A	L	8-0 (5)
4/25/2009 A	L	8-0 (5)
4/25/2009 A	L	4-0
3/13/2010 H	L	5-0
3/13/2010 H	L	9-0 (6)
3/14/2010 H	L	10-0 (6)
5/6/2011 A	L	3-2
5/7/2011 A	L	6-1
5/8/2011 A	L	8-0 (5)
3/23/2012 H	L	5-0
3/24/2012 H	L	5-0
3/25/2012 H	L	9-0 (6)
3/22/2013 A	L	4-0
3/23/2013 A	L	6-0
3/24/2013 A	W	4-1
4/18/2014 H	L	13-5
4/19/2014 H	L	14-1 (6)
4/20/2014 H	W	8-0 (5)
4/22/2016 A	L	7-2
4/23/2016 A	L	8-0 (5)
4/24/2016 A	L	2-0
5/5/2017 H	W	5-4
5/6/2017 H	W	4-3
5/7/2017 H	L	4-2
3/29/2019 A	L	8-5
3/30/2019 A	W	7-5
3/31/2019 A	L	9-1

5/12/2021 N	L	7-3
4/14/2022 A	L	4-0
4/15/2022 A	L	7-3
4/16/2022 A	L	8-0 (5)
3/11/2023 H	L	1-9
3/13/2023 H	W	4-2
3/13/2023 H	L	1-5
Loyola (Ill.)		1-0
N: 1-0		
2/27/2010 N38	W	15-1
Maine		4-0
N: 4-0		
3/11/1987 N6	W	2-0
3/12/1988 N15	W	10-0 (6)
3/9/1991 N15	W	5-4 (6)
3/2/2012 N42	W	13-4 (5)
Marist		1-0
N: 1-0		
5/20/2023 N11	W	2-1
Marshall		5-1
H: 3-0	N: 2-1	
4/14/1995 N16	L	8-5
2/28/2015 H	W	2-0
3/3/2018 H	W	5-2
3/4/2018 H	W	11-3 (5)
2/18/2022 N	W	7-5
2/19/2022 N	W	7-3
Maryland		4-3
N: 4-3		
4/14/1996 N19	W	8-0
2/13/1999 N32		

ALL-TIME VS. OPPONENTS CURRENTLY IN DIVISION 1

Michigan		8-11	
H: 4-1	A: 0-2	N: 4-8	
3/17/1982	H W	4-0	
3/18/1982	H L	1-0	
3/23/1983	H W	5-0	
3/23/1983	H W	2-0	
5/18/1996	A L	1-0	
5/19/1996	A L	10-1	
3/9/1997	N15 W	2-0 (5)	
5/24/1997	N30 L	1-0	
3/7/1999	N15 L	8-0 (5)	
2/27/2000	N15 W	2-1 (10)	
3/1/2002	N34 L	5-0	
2/23/2003	N28 W	3-0	
2/28/2004	N28 W	2-1 (8)	
2/25/2005	N28 L	9-3	
2/9/2008	N38 L	3-2	
3/6/2010	N35 L	1-0	
3/7/2010	N35 L	8-0 (5)	
2/12/2016	N15 L	15-3 (5)	
2/22/2020	H W	3-0	

Michigan State		8-2	
H: 3-0	A: 0-1	N: 4-1	
4/23/1982	A L	6-0	
3/2/2002	N34 W	2-1	
2/20/2011	N40 W	11-3 (6)	
3/6/2011	N38 L	8-7	
2/9/2013	N43 W	11-3 (5)	
2/10/2013	N43 W	12-5	
2/22/2014	H W	9-0 (5)	
3/5/2016	H W	8-7	
2/16/2018	H W	5-1	
3/8/2022	H W	4-1	

Middle Tennessee State		2-0	
H: 1-0	N: 1-0		
2/21/2004	H W	5-0	
3/3/2019	N W	1-0	

Minnesota		2-2	
A: 0-1	N: 2-1		
5/20/1988	N17 W	1-0	
3/7/1992	N14 W	3-0	
2/28/2014	N32 L	11-4	
3/19/2014	H L	1-0	

Mississippi		34-26	
H: 20-12	A: 13-14	N: 1-0	
3/23/1997	A W	6-0	
3/23/1997	A W	3-0	
3/22/1998	H W	4-0	
3/22/1998	H W	5-0	
3/7/1999	N15 W	2-0	
3/27/1999	A W	6-5	
3/27/1999	A W	11-2 (6)	
3/25/2000	H L	1-0 (9)	
3/25/2000	H W	10-2 (5)	
5/4/2002	H W	5-4	
5/4/2002	H W	10-0 (5)	
5/5/2002	H W	4-0	
4/26/2003	A W	6-2	
4/26/2003	A W	1-0	
4/27/2003	A L	2-1	
4/24/2004	H L	3-1	
4/24/2004	H W	2-1	
4/25/2004	H L	2-1	
4/23/2005	A L	4-1	
4/23/2005	A W	5-2	
4/24/2005	A W	2-0	
4/22/2006	H W	3-2 (10)	
4/22/2006	H W	2-0	
4/23/2006	H L	5-4	
5/5/2007	H L	1-0	
5/5/2007	H W	1-0 (9)	
5/6/2007	H W	1-0 (8)	
4/26/2008	A L	2-1 (9)	
4/26/2008	A L	3-0	
4/27/2008	A L	1-0 (5)	
3/18/2009	H W	2-1 (11)	
3/18/2009	H L	12-8	
3/10/2010	A L	3-0	
3/10/2010	A L	6-3	
3/11/2011	H W	10-7	
3/12/2011	H W	9-5	
3/13/2011	H W	7-1	
5/4/2012	A L	1-0	
5/5/2012	A L	6-3	

5/6/2012	A L	3-2	
3/29/2014	H W	9-5	
3/29/2014	H W	13-5 (6)	
3/30/2014	H W	7-6	
4/24/2015	A W	10-2 (6)	
4/25/2015	A L	5-2	
4/26/2015	A W	10-7	
4/15/2016	H L	5-2	
4/16/2016	H L	2-0	
4/17/2016	H W	7-5	
3/16/2018	A W	7-3	
3/17/2018	A W	5-2	
3/18/2018	A L	1-0	
3/23/2019	H W	2-0	
3/24/2019	H L	2-0	
4/9/2021	A L	8-0 (5)	
4/10/2021	A L	8-5	
4/11/2021	A W	10-1 (5)	
4/22/2022	H L	8-3	
4/23/2022	H L	2-1	
4/24/2022	H L	3-0	

Mississippi State		33-35	
H: 12-13	A: 13-17	N: 6-4	
4/28/1985	N12 W	7-3 (9)	
4/28/1985	N12 L	5-4 (9)	
3/22/1997	A W	4-0	
3/22/1997	A W	5-3	
5/8/1998	N28 W	2-0	
5/9/1998	N28 L	3-0	
3/26/1999	A W	1-0	
3/26/1999	A L	5-2	
5/15/1999	N28 L	2-1	
3/12/2000	N15 W	2-1 (8)	
3/24/2000	H W	2-1 (9)	
3/24/2000	H L	6-2	
3/17/2001	H W	7-1	
3/17/2001	H L	1-0	
3/18/2001	H W	2-0	
3/16/2002	A W	4-2	
3/16/2002	A W	5-2	
3/17/2002	A L	11-10 (9)	
5/9/2002	N16 W	11-5	
3/8/2003	H L	6-2	
3/8/2003	H W	11-3	
3/9/2003	H W	5-2	
5/9/2003	N34 W	2-1	
3/6/2004	A W	2-1	
3/6/2004	A L	8-0 (5)	
3/7/2004	A W	7-4	
5/7/2005	H W	3-2	
5/7/2005	H W	7-5	
5/8/2005	H L	3-2 (8)	
5/13/2005	N37 L	4-1	
3/25/2006	A L	4-3 (10)	
3/25/2006	A L	2-1	
3/26/2006	A W	6-2	
3/31/2007	A L	2-1	
3/31/2007	A L	4-3	
4/1/2007	A L	8-7 (8)	
4/12/2008	H L	1-0	
4/12/2008	H L	3-1	
4/13/2008	H L	9-1 (6)	
4/18/2009	A L	4-2	
4/18/2009	A W	2-0	
4/19/2009	A L	10-2 (6)	
4/17/2010	H L	2-1	
4/17/2010	H W	8-4	
4/18/2010	H L	3-1	
3/9/2011	A L	2-1	
3/9/2011	A L	11-5	
3/13/2012	H L	10-6	
3/13/2012	H L	9-0 (5)	
4/26/2013	A W	8-3	
4/27/2013	A W	3-0	
4/28/2013	A W	5-4	
5/1/2015	H W	6-3	
5/2/2015	H L	9-6	
5/3/2015	H W	9-1 (6)	
4/7/2017	A W	3-0	
4/8/2017	A L	6-4	
4/9/2017	A L	5-2	
4/27/2018	H W	5-2	
4/28/2018	H W	8-1	
4/29/2018	H W	5-4	
5/10/2018	N W	3-1	
4/30/2021	H W	8-7	
5/1/2021	H L	6-2	

5/2/2021	H L	7-1	
3/17/2023	A L	5-6 (10)	
3/18/2023	A L	1-4	
3/19/2023	A L	1-9 (5)	

Missouri		9-16	
H: 3-6	A: 2-10	N: 4-0	
3/8/1992	N14 W	5-4	
3/11/1995	N15 W	2-1	
3/2/2002	N34 W	6-0	
3/29/2013	A L	10-2 (6)	
3/30/2013	A L	12-3 (5)	
3/30/2013	A L	8-0 (5)	
3/7/2015	H L	4-2	
3/8/2015	H L	9-3	
3/9/2015	H L	8-0 (6)	
5/6/2016	A L	5-2	
5/7/2016	A W	3-1	
5/8/2016	A L	2-0	
5/11/2016	N55 W	7-4 (5)	
4/20/2018	H W	6-3	
4/21/2018	H W	8-3	
4/22/2018	H W	6-2	
5/3/2019	A L	4-3	
5/4/2019	A L	7-6	
5/5/2019	A W	5-2	
4/1/2021	H L	13-4 (6)	
4/2/2021	H L	7-3	
4/3/2021	H L	10-6	
4/1/2022	A L	4-2	
4/2/2022	A L	7-3	
4/3/2022	A L	2-1	

Missouri State		1-2	
1980	N L	4-0	
3/9/1990	N14 W	4-2	
3/24/1990	N7 L	5-4	

N.C. Central		1-0	
H: 1-0			
2/19/2020	H W	19-1 (5)	

Nebraska		2-5	
		N: 2-5	
3/27/1986	N13 L	6-2	
3/6/1992	N14 W	6-5	
3/1/1998	N28 L	8-0	
5/19/2000	N17 L	11-1 (6)	
5/20/2000	N17 L	9-0 (5)	
2/9/2001	N32 W	2-1 (8)	
2/16/2003	N23 L	9-1 (5)	

New Mexico		2-1	
		A: 0-1	
		N: 2-0	
3/24/1984	N9 W	2-0	
4/27/1991	A L	5-1	
2/23/1997	N23 W	8-0 (5)	

New Mexico State		2-0	
		N: 2-0	
2/13/1999	N32 W	2-0	
2/10/2001	N32 W	6-0	

Nicholls State		13-6	
H: 4-4	N: 9-2		
3/26/1983	N6 W	1-0	
4/13/1984	N7 L	6-0	
4/5/1985	H W	9-1 (5)	
3/16/1986	N7 W	3-0 (13)	
4/11/1987	H L	2-0	
4/16/1988	N16 W	5-1	
4/21/1989	N16 W	4-3	
4/21/1989	N16 L	4-3 (8)	
3/9/1990	N14 W	1-0	
1990	H W	5-2	
1990	H L	2-1 (9)	
3/15/1991	N11 W	7-6	
4/27/1991	N21 W	5-4	
4/18/1993	N16 W	4-3	
3/31/1994	H L	6-1	
3/31/1994	H W	5-3	
4/12/1995	H W	5-1	
4/12/1995	H L	3-2	
4/14/1995	N16 W	5-0	

North Carolina		53-19	
H: 33-5	A: 17-11	N: 3-1	
3/31/1985	A W	1-0	
3/31/1985	A W	3-0	
4/21/1985	H W	2-0	
4/21/1985	H W	4-3	
4/7/1987	H W	1-0 (9)	
4/7/1987	H W	7-2 (9)	
2/22/1988	A L	1-0	
2/22/1988	A W	12-1	
4/9/1988	H W	1-0	
4/16/1988	N16 W	2-0	
3/24/1989	H W	1-0	
4/3/1989	H W	4-1 (8)	
4/3/1989	H W	2-1	
4/3/1989	N16 W	5-4	
3/3/1990	H W	7-0	
3/3/1990	H W	5-4	
4/10/1990	A W	4-0	
4/10/1990	A W	2-1	
2/24/1991	A W	4-0	
3/2/1991	H L	3-1	
4/5/1991	N20 W	5-2	
2/29/1992	H L	4-3	
3/1/1992	H W	5-0	
4/12/1992	H W	7-5 (8)	
2/27/1993	H W	5-4	
3/30/1993	A W	9-1	
3/30/1993	A L	2-1	
3/19/1994	H W	7-3	
3/19/1994	H W	3-2	
4/5/1994	A W	3-1	
4/5/1994	A L	1-0	
4/5/1995	H W	5-3	
4/5/1995	H W	3-0	
4/19/1995	A W	3-0	
4/19/1995	A W	10-2	
4/14/1996	A W	12-4 (6)	
4/16/1996	H W	2-1	
4/16/1996	H W	13-0 (5)	
2/16/1997	H W	1-0	
2/16/1997	H W	10-8	
3/24/1998	A L	4-1	
3/24/1998	A W	6-0	
2/23/1999	H W	6-0	
2/23/1999	H W	2-0	
3/1/2000	A W	4-3	
3/2/2000	A L	3-2 (8)	
2/3/2001	H W	1-0	
2/3/2001	H L	0-1	
2/23/2002	A L	9-8 (10)	
2/23/2002	A L	8-1	
2/2/2003	H W	3-0	
2/2/2003	H W	4-0	
2/8/2004	A W	3-1	
2/8/2004	A W	3-2	
3/29/2005	H W	4-1	
3/29/2005	H W	3-1	
3/4/2006	A W	4-3	
4/18/2007	H L	1-0	
3/30/2010	A L	17-7 (5)	
4/6/2011	H W	1-0	
3/21/2012	A L	8-0 (5)	
2/14/2015	H W	6-3	
2/17/2016	H W	9-1 (5)	
2/22/2017	A L	7-3	
2/20/2018	H W	5-0	
2/10/2019	N L	4-0	
3/6/2021	A L	3-0 (6)	
3/7/2021	A W	8-1	
2/13/2022	H L	8-3	
3/1/2023	H W	9-1 (6)	

ALL-TIME VS. OPPONENTS CURRENTLY IN DIVISION 1

Ohio State				
H: 1-0		N: 2-1		
3/8/1992	N14	W		2-0
3/3/1995	N25	W		4-1
3/5/2005	N36	L		3-0
2/7/2020	H	W		3-2
2/26/2022	H	L		6-2
Oklahoma				
A: 0-2		N: 5-2		
4/15/1983	N7	W		5-0
3/9/1991	N15	W		2-1 (6)
3/9/1994	N15	W		5-2
3/2/1996	N28	W		2-1 (8)
3/21/1996	N9	L		2-0
2/24/2001	N28	W		4-0
2/16/2008	N23	L		2-1
3/10/2018	L			4-2
3/11/2018	L			5-1

Oklahoma State				
N: 3-6				
3/17/1983	N3	W		1-0
3/16/1985	N3	L		2-1
3/7/1987	N14	L		3-1
3/6/1988	N14	W		3-1 (8)
3/11/1994	N15	L		5-0
3/12/1995	N15	L		2-1
3/8/1996	N15	W		1-0 (8)
2/27/1998	N28	L		8-2
3/7/1998	N31	L		1-0

Oregon				
H: 2-1		N: 0-3		
5/26/1989	N3	L		1-0
2/27/1994	N23	L		4-0
5/19/2007	H	L		4-8
5/20/2007	H	W		2-0
5/20/2007	H	W		4-3
2/16/2008	N23	L		3-0

Oregon State				
N: 1-3				
5/25/1979	N2	L		1-0
3/6/1998	N31	L		1-0
2/23/2001	N28	L		2-1 (8)
2/15/2003	N23	W		3-2

Pacific				
N: 2-0				
5/28/1983	N3	W		2-1
5/22/1999	N31	W		2-1 (12)

Penn State				
H: 4-0		N: 4-1		
5/1/1981	N5	W		7-1
5/3/1981	N5	L		6-1
3/12/1983	H	W		1-0
3/13/1983	H	W		4-0
3/9/1984	H	W		1-0
3/9/1984	H	W		10-0
4/15/1989	N18	W		5-2
3/10/1995	N15	W		3-1
3/10/2013	N46	W		4-3 (8)

Pittsburgh				
H: 4-0		N: 2-0		
3/6/2001	H	W		3-0
3/6/2001	H	W		3-0
2/10/2006	N38	W		1-0
2/9/2007	N38	W		3-0
3/4/2007	H	W		1-0
3/4/2007	H	W		7-1

Portland State				
N: 1-1				
1978	N2	L		10-7
3/2/2012	N42	W		2-1

Presbyterian				
H: 8-0				
2/25/2012	H	W		8-1
4/16/2013	H	W		10-5
2/8/2014	H	W		9-0 (5)
4/1/2014	H	W		8-0 (5)
2/13/2015	H	W		9-6
2/10/2017	H	W		8-0 (5)
2/12/2017	H	W		14-0 (5)
3/15/2023	H	W		9-1 (6)

Princeton				
H: 7-0		N: 3-0		
3/21/1986	H	W		8-0
3/20/1987	H	W		6-0
3/20/1987	H	W		11-0
3/19/1997	H	W		2-0
3/19/1997	H	W		8-0 (6)
3/19/1998	H	W		5-0
3/19/1998	H	W		2-1
5/15/2003	N17	W		8-7
2/27/2004	N28	W		6-0
3/3/2006	N19	W		5-4

Providence				
N: 3-1				
2/27/2010	N38	W		1-0
2/28/2010	N38	L		4-3
3/5/2011	N38	W		8-5
2/17/2012	N41	W		11-3 (5)

Purdue				
N: 2-0				
3/9/2000	N15	W		2-1
2/10/2006	N38	W		2-0

Radford				
H: 2-0		N: 1-0		
2/22/2004	H	W		11-3 (5)
2/25/2007	H	W		3-1
2/24/2013	N44	W		9-0 (5)

Rhode Island				
H: 6-0		N: 2-1		
1981	N5	L		2-0
3/15/1982	H	W		2-0
3/15/1982	H	W		9-1
3/12/1984	H	W		3-0
3/11/1985	H	W		5-2
3/12/1986	H	W		3-1
3/12/1986	H	W		5-0
3/10/1987	N6	W		7-0 (5)
3/11/1987	N6	W		6-0

Rider				
N: 1-0				
3/28/1983	N6	W		6-1

Robert Morris				
N: 3-0				
3/7/1994	N15	W		2-1
3/9/1995	N15	W		5-1
3/7/1997	N15	W		1-0

Rutgers				
H: 3-1		N: 3-0		
1976	?	W		6-4
3/25/1976	?	W		9-8
1976	?	W		11-0
1976	?	W		10-7
1977	?	L		13-6
1977	?	L		803
1977	?	L		N/A
3/22/1978	H	L		4-0
3/17/1980	H	W		4-0
3/24/1982	H	W		1-0
3/18/1984	H	W		7-1
3/13/1987	N15	W		12-1 (5)
4/30/1994	N24	W		12-4 (5)
5/1/1994	N24	W		8-2

Saint Francis				
N: 2-0				
5/19/2017	N17	W		12-2 (5)
5/20/2017	N17	W		3-1

Saint John's				
H: 1-0		N: 1-0		
2/11/2018	N	W		6-3
2/17/2019	H	W		9-1

Sam Houston State				
N: 5-3				
4/18/1980	N50	L		3-2
1980	N50	L		3-2
3/6/1987	N14	W		7-6 (12)
3/4/1988	N14	L		3-2 (11)
3/3/1989	N14	W		1-0

3/10/1990	N14	W		7-0 (Forfeit)
3/16/1990	N13	W		1-0
3/10/1995	N15	W		4-0

Samford				
A: 2-0		N: 2-1		
3/25/1991	N15	W		3-0
4/5/1991	A	W		4-0
3/27/1992	A	W		10-0 (5)
4/17/1993	N16	L		8-1
3/25/1994	N22	W		4-0

San Diego State				
N: 1-0				
2/23/2001	N28	W		1-0

Seton Hall				
H: 4-0		N: 1-0		
3/13/1982	H	W		11-0
3/18/1987	H	W		8-1
3/5/2011	N38	W		9-2
2/26/2021	H	W		11-3 (5)
2/27/2021	H	W		3-1

SIUE				
H: 1-0				
3/8/2016	H	W		1-0 (8)

South Alabama				
H: 0-1		N: 1-0		
3/17/2015	H	L		4-1
2/24/2018	N	W		1-0

South Carolina State				
H: 1-0				
4/23/2014	H	W		5-1

South Dakota State				
N: 1-1				
5/17/1974	N2	L		2-1
3/5/2005	N36	W		15-2 (5)

Southeastern Louisiana				
N: 2-0				
2/18/2005	N11	W		3-1
2/19/2005	N11	W		7-1

Southern Illinois				
H: 2-0		N: 3-0		
3/16/1991	N11	W		3-2 (8)
2/26/1999	N28	W		3-1
2/25/2005	N28	W		2-0
2/17/2018	H	W		2-0
2/8/2020	H	W		11-1 (5)

Southern Mississippi				
H: 2-0		N: 2-0		
4/18/19/1975	N1	W		15-4
3/17/1990	N13	W		4-0
3/14/2001	H	W		4-0
3/14/2001	H	W		2-0

Southern Utah				
N: 2-0				
2/26/2016	N54	W		21-4 (5)
2/27/2016	N54	W		6-5

Stanford				
N: 1-1-1				
2/28/1999	N28	L		8-0 (5)
2/25/2001	N28	T		0-0 (5)
2/20/2015	N52	W		6-2

Stephen F. Austin				
H: 1-0				
2/5/2005	H	W		6-0

Stetson				
H: 0-1		A: 2-0		N: 3-0
3/14/1987	N15	W		2-0
3/11/1988	N15	W		6-0
2/8/2013	A	W		15-7 (5)
2/9/2013	A	W		14-4
2/15/2013	N6	W		8-3
2/28/2023	H	L		3-4

Stony Brook				
N: 1-0				
3/5/2011	N38	W		8-0 (6)

Syracuse				
N: 0-2				
2/19/2005	N11	L		2-1
2/20/2005	N11	L		10-3

Temple				
N: 3-0				
3/13/1987	N15	W		5-0
3/11/1994	N15	W		10-1
2/22/2003	N28	W		7-4

Tennessee				
H: 14-18		A: 9-23		N: 0-3
4/5/1997	H	W		1-0
4/5/1997	H	W		1-0 (10)
4/6/1997	H	L		6-1
4/6/1997	H	W		1-0
4/4/1998	A	W		3-2
4/4/1998	A	L		2-1
4/5/1998	A	W		6-2
4/5/1998	A	L		3-2
4/7/1999	H	W		2-1
4/9/1999	H	L		5-4
4/10/1999	H	L		8-0 (5)
4/10/1999	H	L		4-1
3/31/2000	A	W		7-2
4/1/2000	A	W		4-2
4/1/2000	A	L		16-4 (5)
4/3/2001	H	W		1-0 (8)
4/3/2001	H	W		4-0
4/4/2001	H	W		1-0 (8)
4/2/2002	A	W		5-4
4/2/2002	A	W		8-2 (9)
4/3/2002	A	W		4-3
4/1/2003	H	W		9-1 (5)
4/1/2003	H	L		2-0
4/2/2003	H	L		1-0
3/30/2004	A	L		1-0
3/30/2004	A	L		3-2
3/31/2004	A	L		5-1
3/15/2005	H	L		9-1 (6)
3/15/2005	H	L		12-0 (5)
4/18/2006	A	L		7-0
4/18/2006	A	L		5-3
4/19/2006	A	L		3-0
3/21/2007	A	L		2-0
3/21/2007	A	L		1-0
3/19/2008	H	L		2-0 (9)
3/15/2009	A	L		8-1
3/15/2009	A	L		9-2
4/2/2010	H	L		9-1 (5)
4/3/2010	H	L		3-1
4/3/2010	H	L		8-0 (5)
3/25/2011	A	L		4-2 (8)
3/26/2011	A	L		10-3
3/27/2011	A	L		

ALL-TIME VS. OPPONENTS CURRENTLY IN DIVISION 1

3/24/1993 H W 2-0			
3/27/1995 H W 4-0			
3/27/1995 H W 9-5			
Towson 1-0			
N: 1-0			
1981 N5 W 2-0			
Troy 6-2			
H: 4-1 N: 2-1			
3/1/2003 N34 W 13-0			
2/22/2009 H W 5-1			
2/21/2010 N6 L 5-4			
4/2/2016 H W 8-0 (6)			
4/3/2016 H W 10-7			
3/2/2019 N W 10-2 (5)			
2/29/2020 H L 2-1			
3/1/2020 H W 5-3			
UAB 1-0			
H: 1-0			
2/16/2002 H W 5-0			
UC Davis 1-0			
N: 1-0			
3/4/2012 N42 W 3-2			
UC Riverside 1-0			
A: 1-0			
3/3/2012 A W 9-4			
UC Santa Barbara 2-3			
A: 1-3 N: 1-0			
4/28/1991 N2 W 2-0			
3/10/1993 A L 1-0			
3/10/1993 A L 2-1			
2/26/2016 A L 4-3			
2/27/2016 A W 6-1			
UCLA 1-12			
H: 1-2 N: 0-10			
5/21/1981 N L 3-0			
5/28/1983 N3 L 2-1 (17)			
5/24/1989 N3 L 3-0			
2/25/1994 N23 L 10-2 (6)			
2/27/1994 N23 L 8-1			
3/13/1994 N15 L 5-0			
5/21/1994 H L 3-1			
2/21/1997 N23 L 1-0			
5/19/2002 H W 2-1			
5/19/2002 H L 1-0			
2/14/2003 N23 L 12-0 (5)			
2/15/2008 N23 L 6-2			
3/5/2017 N9 L 5-2			
UCF 4-8			
H: 2-2 A: 0-2 N: 1-3			
2/19/2010 A L 4-1			
2/16/2013 A L 3-1			
2/11/2015 H L 9-4			
5/15/2015 N11 L 4-1			
5/16/2015 N11 L 5-2			
3/20/2021 H W 9-1 (5)			
3/20/2021 H W 4-2			
3/21/2021 H L 10-4			
3/4/2022 A W 5-2			
3/5/2022 A L 5-4			
5/19/2023 N11 L 1-6			
5/20/2023 N11 W 10-1			
UNCG 12-1			
H: 11-0 N: 1-1			
4/29/1995 N24 L 5-2			
5/16/1997 H W 5-0			
3/6/2002 H W 6-0			
3/6/2002 H W 9-1 (5)			
2/8/2003 H W 3-1			
2/9/2003 H W 3-0			
2/6/2005 H W 8-0 (6)			
2/9/2014 H W 13-0 (5)			
2/19/2016 H W 11-3 (5)			
5/18/2018 N W 3-0			
2/15/2019 H W 11-3			
4/20/2019 H W 6-3			
4/20/2019 H W 9-4			
2/9/2020 H W 3-2 (9)			

UNCW 8-0			
H: 5-0 A: 1-0 N: 2-0			
2/25/1990 H W 17-2 (5)			
2/25/1990 H W 6-2			
2/24/1991 N19 W 15-0 (5)			
3/25/1994 N22 W 8-1			
2/23/2014 H W 2-1			
3/31/2015 A W 15-10			
4/5/2016 H W 7-5			
3/5/2023 H W 8-0 (6)			
UNLV 3-4			
H: 0-1 A: 2-1 N: 1-2			
3/7/1993 A L 8-5			
3/7/1993 A W 4-2			
2/25/1994 N23 L 11-0 (5)			
5/20/1994 H L 2-1 (8)			
3/4/1995 N25 W 2-1			
3/23/1996 N9 L 4-0			
2/14/2003 A W 6-0			
USC Upstate 7-3			
H: 4-2 A: 3-1			
4/15/2009 H W 3-2			
4/6/2010 H L 6-0			
4/14/2010 A L 5-0			
2/13/2011 H L 3-2			
4/13/2011 A W 4-3			
4/7/2015 H W 3-0			
4/13/2016 A W 7-5			
3/15/2017 H W 7-5			
4/25/2018 A W 7-1			
4/17/2019 H W 10-2 (5)			
USF 25-11			
H: 2-1 A: 12-4 N: 11-6			
4/13/1985 N11 W 6-0			
4/13/1985 N11 W 3-2			
4/25/1986 H L 1-0 (10)			
3/12/1987 A L 1-0			
3/12/1987 A W 3-1			
4/12/1987 H W 1-0 (10)			
3/10/1988 A W 6-0			
3/10/1988 A W 2-0			
3/9/1989 A W 2-0			
3/9/1989 A L 3-2			
4/22/1989 N16 W 4-3 (8)			
4/28/1990 N11 L 1-0			
4/28/1990 N11 W 3-2			
3/8/1991 A W 4-2			
3/15/1991 N11 W 5-1			
3/30/1991 H W 1-0			
3/28/1993 N22 L 8-2			
3/12/1994 A L 1-0			
4/15/1994 N16 W 3-1			
3/11/1995 A W 7-0			
4/15/1995 N16 L 3-2			
5/12/1995 N27 W 11-2			
5/13/1995 N27 W 3-0			
3/6/1999 A W 4-3 (12)			
2/25/2000 A W 9-1 (5)			
3/11/2000 A W 9-1 (5)			
2/17/2001 A W 7-0			
3/8/2013 A L 5-3			
5/16/2014 N12 L 6-0			
5/17/2014 N12 L 3-2			
2/12/2016 A W 7-1			
5/20/2016 N12 W 2-0			
5/21/2016 N12 W 6-0			
3/1/2019 A W 8-1			
5/17/2019 N L 3-2			
5/18/2019 N W 2-1			
UT Arlington 6-3			
A: 1-1 N: 5-2			
1976 N2 L 3-0			
4/19/1980 A W 1-0 (8)			
1980 A L 3-0			
4/16/1983 N7 W 4-3			
3/14/1985 N3 W 13-2 (5)			
3/23/1990 N7 W 3-1			
4/16/1993 N16 W 3-0			
2/15/2009 N6 W 2-0			
2/17/2013 N6 L 9-6			

Utah 5-4			
H: 2-0 A: 1-1 N: 2-3			
3/23/1984 N9 L 1-0			
4/14/1984 N7 L 5-4 (9)			
4/18/1986 A W 5-3			
4/18/1986 A L 2-0			
4/1/1988 H W 2-0			
4/2/1988 H W 3-0			
2/26/1994 N23 W 4-3			
3/3/1995 N25 L 3-1			
3/1/1996 N28 W 2-1			
Utah State 1-5			
A: 0-2 N: 1-3			
1978 N L 11-0			
4/17/1986 A L 4-3 (8)			
4/17/1986 A L 3-0			
3/29/1987 N9 L 2-1 (8)			
2/26/1994 N23 W 2-1			
2/21/1997 N23 L 6-2			
Villanova 5-2			
H: 2-0 N: 2-2			
3/4/1983 H W 10-0			
3/4/1983 H W 4-0			
2/20/2010 N6 L 3-0			
2/18/2011 N40 L 2-1			
2/19/2011 N40 W 5-4			
2/19/2012 N41 W 15-3 (5)			
3/9/2013 N46 W 4-1			
Virginia 30-5			
H: 16-2 A: 8-3 N: 6-0			
5/10/1980 H W 6-0			
5/10/1980 H W 9-0			
5/1/1981 N5 W 7-0			
3/16/1984 H W 2-1 (9)			
3/16/1984 H W 9-0			
4/25/1986 H W 2-0			
4/24/1988 H W 6-1			
4/24/1988 H W 10-0 (5)			
4/22/1989 N16 W 2-0			
3/12/1989 N15 W 7-0			
4/11/1990 A W 4-0			
4/11/1990 A W 4-0			
3/9/1991 N15 W 3-1 (6)			
4/10/1991 H W 2-1			
4/10/1991 H L 3-0			
4/10/1992 A L 6-5			
4/10/1992 A W 5-3			
4/3/1993 H W 4-1			
4/3/1993 H L 3-1			
4/30/1994 A L 2-1			
5/1/1994 A L 3-1			
3/18/1995 H W 2-0			
3/18/1995 H W 1-0			
3/19/1995 H W 6-0			
3/19/1995 H W 4-0			
4/8/1995 N26 W 8-0			
4/9/1995 N26 W 6-0			
4/29/1995 A W 10-2			
3/30/1996 A W 9-6			
3/31/1996 A W 9-1 (5)			
4/7/1998 A W 8-6 (8)			
4/7/1998 A W 4-2			
5/3/2003 H W 4-1			
3/5/2003 H W 2-0			
2/11/2022 H W 3-2			
Virginia Tech 7-8			
H: 3-5 A: 2-2 N: 2-1			
5/6/2000 A W 3-0			
5/6/2000 A W 3-1			
2/28/2001 H L 4-1 (9)			
2/28/2001 H W 2-1			
3/2/2003 N34 W 8-4			
2/16/2005 H L 6-5			
2/16/2005 H L 3-0			
3/28/2006 A L 1-0			
3/28/2006 A L 2-1 (5)			
3/14/2007 H W 2-1			
3/14/2007 H L 5-1			
2/13/2016 N15 W 6-0			
3/8/2017 H W 4-3			
2/14/2020 N L 8-6			
2/26/2022 H L 5-3			

Washington 4-6			
N: 4-6			
3/3/1996 N28 L 4-1			
2/22/1997 N23 W 9-2			
3/2/1997 N28 W 1-0			
5/22/1997 N30 L 6-0			
2/10/2001 N32 L 5-1			
2/16/2001 N15 W 5-3			
2/24/2001 N28 W 3-2			
2/10/2002 N11 L 8-1			
2/21/2003 N28 L 2-1			
2/15/2020 N L 5-4			
West Virginia 2-0			
H: 1-0			
1980 ? W 7-0			
3/20/1982 H W 5-1			
Western Carolina 6-0			
H: 6-0			
2/14/2007 H W 4-1			
2/13/2008 H W 3-0			
2/25/2014 H W 6-3			
2/25/2014 H W 5-0			
2/26/2015 H W 3-1			
3/1/2016 H W 1-0			
Western Illinois 4-1			
H: 1-0 N: 3-1			
3/17/1983 N3 W 4-2			
4/5/1985 H W 4-1			
3/17/1990 N13 W 4-2			
3/16/1991 N11 L 4-1			
3/7/1998 N31 W 3-1			
Western Kentucky 3-0			
H: 3-0			
2/11/2012 H W 5-4 (8)			
3/11/2015 H W 2-1			
2/19/2023 H W 11-2 (5)			
Western Michigan 5-3			
N: 5-3			
3/27/1981 N4 L 4-0 (5)			
4/23/1982 N49 L 4-2			
4/27/1984 N8 L 2-0			
3/12/1988 N15 W 5-0			
3/11/1989 N15 W 4-0			
3/10/1995 N15 W 8-0			
3/1/2003 N34 W 5-1			
3/2/2019 N W 7-2			
Wichita State 2-0			
N: 2-0			
4/6/1991 N20 W 9-0 (5)			
3/28/1992 N20 W 10-1 (5)			
Winthrop 57-8-1			
H: 38-2 A: 8-3-1 N: 3-0			
4/3/1975 A L 8-7			
4/15-16/1975 H W 5-4			
4/24-25/1975 ? L 8-3			
4/6/1976 H W 6-5			
4/17/1976 ? W 21-4			
4/24/1976 H W 8-3			
4/24/1976 H W 13-9			
4/12/1977 H W 21-15			
4/12/1977 H W 17-13			
4/21/1978 A W 7-4			
4/22/1978 A W 3-2			
1981 H L 5-4			
4/27/1982 A W 5-0			
4/25/1983 A L 1-0			
4/25/1983 A L 1-0			
4/20/1985 H W 2-0			
4/8/1986 A W 5-0			
3/12/1988 N15 W 3-0			
4/5/1988 H W 11-1			
4/5/1988 H W 5-0			
3/24/1989 H W 3-0			
4/13/1990 H W 3-0			
4/16/1991 H W 1-0			
4/16/1991 H W 5-4			
4/4/1992 H W 5-0			
4/4/1992 H W 4-1			
4/5/1992 H W 6-0			
4/14/1992 A W 4-0			
4/14/1992 A W 5-1			

4/20/1993 H W 7-0			
4/20/1993 H W 5-0			
4/16/1994 N16 W 6-1			
4/20/1994 A W 11-1			
4/20/1994 A W 9-4			
3/16/1995 H W 6-0			
3/16/1995 H W 2-1			
3/27/1997 H W 4-0			
3/27/1997 H W 8-0 (6)			
4/22/1998 H W 4-1			
4/22/1998 H W 10-2 (5)			
4/12/2005 A L 2-0			
4/12/2005 A T 0-0			
2/15/2006 H W 1-0			
2/15/2006 H W 6-0			
3/27/2007 H L 2-0			

ALL-TIME VS. OPPONENTS NOT CURRENTLY IN DIVISION 1

Adelphi	9-3
1980 ? W	2-0
1980 ? W	2-1
3/20/1982 H W	3-0
3/30/1983 H W	1-0
3/30/1983 H W	4-0
1984 N8 L	4-2 (8)
4/2/1985 H L	1-0 (9)
4/2/1985 H W	2-1
4/3/1985 H W	5-4 (8)
4/3/1985 H L	2-0
4/6/1985 H W	1-0
4/14/1989 A W	13-1 (5)
Allen	1-0
1977 ? W	32-3
American International	1-0
1982 ? W	4-2
Barrington (R.I.)	3-0
1976 ? W	6-1
1976 ? W	7-3
3/24/1977 ? W	15-11
Benedict	3-0
1977 ? W	27-6
4/22-23/1977 H W	5-3
4/21/1979 ? W	10-3
Bloomsburg	1-2
1982 H W	1-0
3/9/1983 H L	3-0
3/14/1984 H L	7-1
Cal Poly-Pomona	0-2
3/9/1993 A L	1-0
3/9/1993 A L	8-4
Centenary	3-0
4/16/1994 N16 W	2-0
4/19/1996 N16 W	4-0
5/21/2004 N17 W	8-3
Claffin	3-0
4/8/1975 ? W	14-6
4/21/1976 ? W	33-9
4/24-25/1976 ? W	10-1
Coker	4-0
4/8/1975 H W	14-9
4/21/1975 ? W	41-9
4/24/25/1975 ? W	16-4
1977 ? W	N/A
College of New Jersey	3-1
3/22/1978 H L	5-2
1980 ? W	7-0
1980 ? W	4-3
3/21/1982 H W	7-0
Cortland	4-0
1980 ? W	7-1
3/10/1981 ? W	4-3
3/10/1981 ? W	7-0
3/8/1982 H W	7-0
1982 H W	7-0
Delta State	1-2
4/18-19/1975 N1 L	7-6
4/18-19/1975 N1 L	10-8
4/9/1976 N1 W	17-2
East Stroudsburg	2-2
1976 N2 L	10-0
3/4/1978 H W	5-4
1980 ? L	5-1
1980 ? W	2-1

Erskine	6-1
1976 H W	18-7
4/11/1977 H L	16-9
4/11/1977 H W	16-1
4/18/1977 A W	16-9
4/22-23/1977 H W	16-7
1978 ? W	8-6
1978 ? W	1-0
Francis Marion	9-0
1981 ? W	4-2
4/17/1982 A W	4-1
4/17/1982 A W	9-0
4/5/1983 H W	1-0
4/5/1983 H W	7-2
4/8/1984 A W	3-2
4/8/1984 A W	4-0
4/18/1984 H W	8-0
4/18/1984 H W	6-0
Ithaca	7-2
1980 ? W	3-2
3/14/1980 H W	7-0
3/5/1981 ? W	3-1
3/5/1981 ? L	3-1
3/8/1981 ? W	4-0
3/8/1981 ? L	4-3
1982 H W	3-2
3/10/1982 H W	3-0
3/9/1983 H W	5-1
Kutztown	2-0
3/10/1981 ? W	12-0
1982 ? W	13-0
Limestone	2-0
4/22-23/1977 H W	24-4
1978 ? W	12-6
Macomb CC (Mich.)	1-0
1981 ? W	12-1
Mississippi College	3-0
4/18-19/1975 N1W	10-8
4/10/1976 N1 W	17-13
4/10/1976 N1 W	12-11
Mississippi Uni for Women	1-0
4/9/1976 N1 W	3-0
Montclair State	1-0
3/17/1980 H W	5-0
Northern Oklahoma	1-0
1976 N2 W	5-1
Northwestern Illinois	1-0
1980 ? W	4-0
Oklahoma City	4-0
1981 N4 W	13-2
3/11/1988 N15 W	5-0
3/4/1989 N14 W	5-1
3/10/1990 N14 W	2-1
Onondaga (N.Y.) CC	4-0
3/5/1979 H W	5-0
3/5/1979 H W	4-0
1980 ? W	7-1
1980 ? W	6-0
Prentiss Institute	1-0
4/18-19/1975 N1W	18-3

Rowan	2-1
1979 ? W	10-2
1979 ? L	1-0
1980 ? W	9-3
Southern Wesleyan (S.C.)	1-0
3/6/1978 H W	19-0
St. Mary's (Texas)	1-1
1986 N13 L	4-3
3/16/1990 N13 W	9-0
Texas Wesleyan	2-0
4/18/1980 N50 W	1-0
1980 N50 W	1-0
Texas Women's	0-2
1979 N2 L	4-2
1981 A L	5-0
Truman State	1-0
3/2/1983 H W	3-0
US International	0-1
3/26/1987 N9 L	1-0 (8)
Voorhees	2-0
1976 A W	27-5 (5)
1976 ? W	16-1
Westchester (N.Y.) CC	1-0
3/8/1982 H W	8-0
Wayne State	2-3
3/20/1981 H W	10-0
3/13/1983 H L	4-1
4/29/1983 N8 W	1-0
3/12/1984 H L	3-2
4/28/1984 N8 L	5-0