



SOUTH CAROLINA WOMEN'S BASKETBALL

Dir. Communications/PR: Diana Koval | Office: 803.777.7977 | Cell: 314.369.6050 | Email: dkoval@mailbox.sc.edu
 Web: www.GamecocksOnline.com | Twitter: @GamecockWBB | Instagram: @GamecockWBB | TikTok: @GamecockWBB | Facebook: @GamecockWBB

#6/4 SOUTH CAROLINA (1-0) VS. #14/11 MARYLAND (1-0) NOVEMBER 12, 2023 – 1 PM ET – COLUMBIA, S.C. – COLONIAL LIFE ARENA

HOW TO FOLLOW

TV: ABC (Courtney Lyle, Carolyn Peck)
Radio: 107.5 FM; SiriusXM Ch. 84 (Brad Muller)
Live Stats: Gamecocks.StatBroadcast.com

THE MATCHUP

GAMECOCKS

1-0, 0-0 SEC

Ranking: 4/6 (AP/Coaches)
Head Coach: Dawn Staley
Record at SC: 403-106 (16th)
Career Record: 575-186 (24th)
Top Scorer: Kamilla Cardoso (20.0)
Top Rebounder: Kamilla Cardoso (15.0)



TERRAPINS

1-0, 0-0 Big Ten

Ranking: 14/11 (AP/Coaches)
Head Coach: Brenda Frese
Record at UMD: 564-147 (22nd)
Career Record: 621-177 (25th)
Top Scorer: Shyanne Sellers (25.0)
Top Rebounder: Lavender Briggs (8.0)



THE SERIES

South Carolina Record: 5-2
H: 1-1 **A:** 3-0 **N:** 1-1
Current Streak: Won 4
Last Meeting: W, 86-75, 3/27/23, in Greenville, S.C.
First Meeting: L, 60-74, 12/29/97, in Jersey City, N.J.

GAMECOCK NOTABLES

- Prior to today's game, South Carolina will retire the jersey of Tiffany Mitchell, who was the program's first SEC Player of the Year. The three-time All-American and 2015 Dawn Staley Award winner led the Gamecocks to their first NCAA Final Four in 2015. She was part of the program's first SEC Regular-Season Championship in 2014, adding two more by the end of her career, and its first SEC Tournament title (2015) with a second coming in 2016. Mitchell was taken in the first round of the 2016 WNBA Draft by the Indiana Fever and was named to the WNBA All-Rookie team. In 2023, free agency took Mitchell to the Minnesota Lynx.
- Even with opening the season against a top-10 opponent, South Carolina ranks among the nation's best in scoring offense (14th, 100.0 ppg), field goal percentage (15th, .544), assists per game (2nd, 29.0), blocks per game (1st, 11.0), assist-to-turnover ratio (14th, 2.07) and bench points per game (22nd, 41.0).
- The season opener saw the first career starts for senior Bree Hall and sophomore Chloe Kitts. Kamilla Cardoso and Te-Hina Paopao drew the first starts of their Gamecock careers. Only sophomore Raven Johnson had started for Staley before, drawing the assignment three times last season.
- The Gamecocks' block party has not slowed down. Cardoso and Ashlyn Watkins combined for eight of the team's 11 swats in the season opener, keeping the team ranked atop the NCAA in blocks per game.
- Seven Gamecocks handed out at least two assists in the season opener with three dishing it more than five times – Johnson (7), Paopao (6), MiLaysia Fulwiley (6).
- Senior center Kamilla Cardoso quieted any remaining critics with her 20-point, 15-rebound outing in the season opener against #10/10 Notre Dame. She poured in 13 of those 20 points in the third quarter alone, pushing the game out of reach.

SCHEDULE/RESULTS












Date	Opponent	Time
Oct. 22	Rutgers (Exhibition)	W, 100-55
<i>Aflac Oui-Play (Paris, France)</i>		
Nov. 6	vs. #10/10 Notre Dame (ESPN)	W, 100-71
Nov. 12	Maryland (ABC)	1 p.m.
Nov. 16	Clemson (SECN)	7 p.m.
Nov. 20	South Dakota State (SECN+)	7 p.m.
Nov. 24	Mississippi Valley State (SECN+)	1 p.m.
<i>ACC/SEC Challenge</i>		
Nov. 30	at North Carolina (ESPN)	7 p.m.
<i>Jimmy V Classic</i>		
Dec. 3	at Duke (ABC)	1 p.m.
Dec. 6	Morgan State (SECN+)	7 p.m.
Dec. 10	vs. Utah (ESPN) (Uncasville, CT)	2:30 p.m.
Dec. 16	Presbyterian (SECN+)	1 p.m.
Dec. 19	at Bowling Green	7 p.m.
Dec. 30	at East Carolina (ESPN2)	Noon
Jan. 4	at Florida* (SECN)	7 p.m.
Jan. 7	Mississippi State* (ESPN)	1 p.m.
Jan. 11	at Missouri* (SECN+)	8 p.m.
Jan. 15	Kentucky* (SECN)	7 p.m.
Jan. 21	at Texas A&M* (SECN)	5 p.m.
Jan. 25	at LSU* (ESPN)	8 p.m.
Jan. 28	Vanderbilt* (SECN) <i>We Back Pat</i>	3 p.m.
Feb. 1	at Auburn* (SECN+)	8 p.m.
Feb. 4	Ole Miss* (ESPN2) <i>Play 4 Kay</i>	2 p.m.
Feb. 8	Missouri* (SECN)	7 p.m.
Feb. 11	Connecticut (ESPN)	2 p.m.
Feb. 15	at Tennessee* (ESPN)	7 p.m.
Feb. 18	Georgia* (ESPN2/SECN)	2 p.m.
Feb. 22	Alabama* (SECN)	7 p.m.
Feb. 25	at Kentucky* (SECN)	3 p.m.
Feb. 29	at Arkansas* (SECN)	9 p.m.
Mar. 3	Tennessee* (ESPN)	Noon
Mar. 6-8	SEC Tournament (Greenville, SC)	

* indicates SEC game
 All Times Listed as Eastern and are subject to change
 Television outlet listed in parentheses

11	29	70
South Carolina's 11 scheduled games against ranked opponents is tied for the most among ranked teams. Five are non-conference games.	The Gamecocks had 29 assists on their 43 made field goals in the season opener – 67.4 percent.	South Carolina scored 70 of its 100 points against #10/10 Notre Dame (Nov. 6) in the paint.

TALE OF THE TAPE

SOUTH CAROLINA	100.0	.544	.313	5.0	.692	9.0	71.0	+29.0	.329	.300	+3.0	29.0	+4.0	11.0	12.0
	Points	FG%	3FG%	3FGM per Game	FT%	FTM per Game	Scoring Def.	Scoring Margin	FG% Def.	3FG% Def.	Reb. Margin	Assist Avg.	TO Margin	Blocks Avg.	Steals Avg.
MARYLAND	98.0	.552	.474	9.0	.750	15.0	75.0	+23.0	.345	.222	+7.0	23.0	-4.0	4.0	10.0

0		<p>Te-Hina Paopao <i>tuh-HEE-nuh POW-pow</i></p> <p>5-0 • Sr. • Guard Oceanside, Calif.</p>	<p>Season PPG 14.0 APG 6.0 FG% .600 3FG% .500 FT% —</p>	<p>Career* 12.5 3.6 .422 .381 .868</p>	<p>LAST GM: 14 pts, 6 assts, 3 stl vs. ND NOTABLE: Outside shooting spreads the floor, good court vision/distributor as well ... Nancy Lieberman Award Preseason Watch List ... Preseason All-SEC 2nd Team ... 3x All-Pac-12 (at Oregon).</p>	<p>Career Highs Pts: 28 vs. Stanford, 3/2/23* Reb: 9 vs. Stanford, 2/15/21* Asst: 10 vs. USD, 3/23/23* Stl: 4, 2x, vs. Seatt., 11/12/22* 3FG: 7, 2x, vs. Stan., 3/23/23*</p>
2		<p>Ashlyn Watkins <i>ASH-lynn</i></p> <p>6-3 • So. • Forward Columbia, S.C.</p>	<p>Season PPG 7.0 RPG 5.0 BPG 4.0 FG% .750 FT% 1.00</p>	<p>Career 5.0 3.2 0.9 .569 .480</p>	<p>LAST GM: 7 pts, 5 rebs, 4 blks vs. ND NOTABLE: Physically imposing, effortlessly athletic ... 9th in NCAA in blks/gm (4.0) ... first dunk in program history at Clemson (11/17/22) ... in 2022-23 – 7 gms 10+ pts, 2 double-doubles.</p>	<p>Career Highs Pts: 16 vs. Cstl. Car., 12/21/22 Reb: 11 at Cal Poly, 11/22/22 Blk: 4 vs. Notre Dame, 11/6/23 Asst: 3 vs. Cstl. Car., 12/21/22 Stl: 3 at Clemson, 11/17/22</p>
5		<p>Tessa Johnson</p> <p>6-0 • Fr. • Guard Albertville, Minn.</p>	<p>Season PPG 1.0 RPG 0.0 APG 2.0 FG% .000 FT% .500</p>	<p>Career 1.0 0.0 2.0 .000 .500</p>	<p>LAST GM: 1 pt, 2 assts, 1 stl vs. ND NOTABLE: Outside scoring threat ... No. 25 overall in Class of 2023 ... McDonald's All-American (won 3-pt contest), Minn. Gatorade POY, MGBCA Miss Basketball ... two-time MGBCA All-State.</p>	<p>Career Highs Pts: 1 vs. Notre Dame, 11/6/23 Reb: — Asst: 2 vs. Notre Dame, 11/6/23 Stl: 1 vs. Notre Dame, 11/6/23 3FG: —</p>
10		<p>Kamilla Cardoso <i>kuh-MILL-uh car-DOE-zo</i></p> <p>6-7 • Sr. • Center Montes Claros, Brazil</p>	<p>Season PPG 20.0 RPG 15.0 BPG 4.0 FG% .643 FT% .667</p>	<p>Career* 9.4 7.3 2.0 .566 .663</p>	<p>LAST GM: 20 pts, 15 reb, 4 blks vs. ND NOTABLE: Ability to dominate on both ends ... 2023 SEC 6th Woman of the Year, All-SEC 2nd Team ... Lisa Leslie Award Watch List ... Preseason All-SEC 1st Team ... 2023 FIBA AmeriCup MVP.</p>	<p>Career Highs Pts: 25 vs. Lincoln, 12/2/20* Reb: 16, 2x, vs. Ark, 1/22/23* Assts: 6 vs. Buffalo, 11/20/21* Blk: 9 vs. Notre Dame, 1/31/21* Stl: 2, 6x, at Miss St., 1/8/23*</p>
12		<p>MiLaysia Fulwiley <i>my-LAY-zhuh full-WHY-lee</i></p> <p>5-10 • Fr. • Guard Columbia, S.C.</p>	<p>Season PPG 17.0 APG 6.0 FG% .571 3FG% .250 FT% .000</p>	<p>Career 17.0 6.0 .571 .250 .000</p>	<p>LAST GM: 17 pts, 6 assts, 6 stls vs. ND NOTABLE: Called a “generational player” by Staley ... gifted athlete who soaks up coaching ... No. 13 overall in Class of 2023 ... McDonald's, WBCA and Naismith All-American ... 4x SCBCA Player of the Year.</p>	<p>Career Highs Pts: 17 vs. Notre Dame, 11/6/23 Reb: 1 vs. Notre Dame, 11/6/23 Asst: 6 vs. Notre Dame, 11/6/23 Stl: 6 vs. Notre Dame, 11/6/23 3FG: 1 vs. Notre Dame, 11/6/23</p>
20		<p>Sania Feagin <i>suh-NYE-uh FAY-ghin</i></p> <p>6-3 • Fr. • Forward Ellenwood, Ga.</p>	<p>Season PPG 12.0 RPG 4.0 BPG 0.0 FG% .667 FT% —</p>	<p>Career 3.4 1.9 0.5 .609 .655</p>	<p>LAST GM: 12 pts, 4 rebs vs. ND NOTABLE: Can be physical inside, also worked on perimeter in offseason ... Katrina McClain Award Watch List ... played in 27 games last season, scoring in double figures five times.</p>	<p>Career Highs Pts: 15 vs. ETSU, 11/7/22 Reb: 7, 3x, vs. CCU, 12/21/22 Asst: 2, 2x, vs. NCAT, 11/29/21 Blk: 3, 3x, vs. CCU, 12/21/22 Stl: 2 at Georgia, 2/13/22</p>
21		<p>Chloe Kitts</p> <p>6-2 • So. • Forward Ovideo, Fla.</p>	<p>Season PPG 7.0 RPG 1.0 BPG 2.0 FG% .667 FT% 1.000</p>	<p>Career 1.9 1.6 0.2 .400 .636</p>	<p>LAST GM: 7 pts, 2 assts, 2 blks vs. ND NOTABLE: Improving strength and inside game ... helped U.S. to gold in 2023 FIBA U19 World Cup ... early enrollee (Dec. 2022) after being ranked No. 17 overall in 2023 Class ... played in 18 games.</p>	<p>Career Highs Pts: 10 vs. Ch. Sthrn., 12/18/22 Reb: 7 vs. Ch. Sthrn., 12/18/22 Asst: 7, 3x, vs. Ark., 3/3/23 Blk: 2 vs. Notre Dame, 11/6/23 Stl: 2 vs. Ch. Sthrn., 12/18/22</p>
23		<p>Bree Hall</p> <p>6-0 • Jr. • Guard Dayton, Ohio</p>	<p>Season PPG 7.0 RPG 3.0 APG 1.0 FG% .250 FT% 1.000</p>	<p>Career 3.9 1.7 0.2 .366 .635</p>	<p>LAST GM: 7 pts, 3 rebs, 1 asst vs. ND NOTABLE: Tough defender with explosive offensive ability driving to the rim and hitting from outside ... CSC Acad. All-District (2023) ... co-chair of SEC Basketball Leadership Council.</p>	<p>Career Highs Pts: 18 at Alabama, 1/29/23 Reb: 6, 2x, vs. USF, 3/19/23 Asst: 1, 12x, vs. ND, 11/6/23 Stl: 2, 3x, at Clem., 11/17/22 3FG: 4 at Alabama, 1/29/23</p>
24		<p>Sahnja Jah <i>suh-NYE-uh JAW</i></p> <p>6-0 • Fr. • Forward Alexandria, Va.</p>	<p>Season PPG 4.0 RPG 5.0 BPG 0.0 FG% .500 FT% —</p>	<p>Career 4.0 5.0 0.0 .500 —</p>	<p>LAST GM: 4 pts, 5 rebs, 2 assts vs. ND NOTABLE: Incredibly athletic, fearless, competitive on both sides of the ball ... No. 40 overall in Class of 2023 ... WBCA Hon. Men. All-Amer. ... led Montverde to 2023 GEICO HS National Championship.</p>	<p>Career Highs Pts: 4 vs. Notre Dame, 11/6/23 Reb: 5 vs. Notre Dame, 11/6/23 Asst: 2 vs. Notre Dame, 11/6/23 Blk: — Stl: 1 vs. Notre Dame, 11/6/23</p>
25		<p>Raven Johnson</p> <p>5-9 • So. • Guard Atlanta, Ga.</p>	<p>Season PPG 11.0 APG 7.0 FG% .500 3FG% .333 FT% —</p>	<p>Career 4.2 3.3 .374 .246 .654</p>	<p>LAST GM: 11 pts 7 assts, 2 rebs vs. ND NOTABLE: Great instincts ... quick with ball in her hands and in decision making ... leads SEC (20th in nation) with 7.0 assists/gm ... 2023 SEC All-Freshman Team ... 2023 FIBA AmeriCup silver medal.</p>	<p>Career Highs Pts: 14 at UConn, 2/5/23 Reb: 5, 6x, vs. Md., 3/27/23 Asst: 7, 6x, vs. ND, 11/6/23 Stl: 4 vs. ETSU, 11/7/22 3FG: 3 vs. Iowa, 3/31/23</p>
35		<p>Sakima Walker <i>suh-KEY-muh</i></p> <p>6-5 • Sr. • Center Columbus, Ohio</p>	<p>Season PPG 0.0 RPG 1.0 BPG 0.0 FG% .000 FT% —</p>	<p>Career* 3.9 2.4 0.4 .556 .559</p>	<p>LAST GM: 1 reb, 9 mins vs. ND NOTABLE: Scorer, rebounder, rim defender ... NJCAA D1 Player of the Year and Tournament MVP, led NW Florida to 2023 national title ... 13 double-doubles in 32 games last season.</p>	<p>Career Highs Pts: 13 vs. Wagner, 12/18/21* Reb: 8 vs. Sac. Heart, 12/20/20* Asst: 2 vs. Hamp., 12/18/20* Blk: 3 vs. Hamp., 12/18/20* Stl: 3, 3x, C Conn St., 12/14/21*</p>

* indicates includes games at previous NCAA Div. I institution

QUICK FACTS

The University

Location: Columbia, S.C.

Founded: 1801

Enrollment: 36,200

Colors: Garnet (PMS 202C) and Black

Nickname: Gamecocks

Conference: Southeastern

University President: Michael Amiridis

Athletics Director: Ray Tanner

Facility: Colonial Life Arena (18,000)

Coaching Staff

Head Coach: Dawn Staley

Alma Mater: Virginia, 1992

Overall Record: 575-186 (24th season)

School Record: 403-106 (16th season)

Assoc. Head Coach, Alma Mater:

Lisa Boyer, Ithaca, 1979 (15th season)

Assistant Coaches, Alma Mater:

Jollette Law, Iowa, 1990 (6th season)

Winston Gandy, Maryland, 2003 (1st season)

Mary Wooley, USC Aiken, 2002 (1st season)

Khadajah Sessions, South Carolina, 2016 (1st season)

Team Information

2022-23 Record: 36-1

Home: 17-0 Away: 13-0 Neutral: 6-1

SEC Record (Finish): 16-0(1st)

Home: 8-0 Away: 8-0

Letterwinners Returning/Lost: 6/8

Starters Returning/Lost: 5/0

Program History

First Year of Women's Basketball: 1974-75

All-Time Record: 983-535 (50th season)

All-Time SEC Record: 247-232 (33rd season)

NCAA Appearances (Last): 19 (2023)

NCAA Tournament Record: 44-17

2023 NCAA Result: Final Four

WNIT Appearances (Last): 4 (2011)

WNIT Record: 3-4

Media Relations

Women's Basketball Contact: Diana Koval

Office: 803.777.7977

Cell: 314.369.6050

Email: dkoval@mailbox.sc.edu

Women's Basketball on Social Media:

Twitter: @GamecockWBB

Instagram: @GamecockWBB

Facebook: @GamecockWBB

TikTok: @GamecockWBB

Head Coach on Social Media

Twitter: @DawnStaley

Instagram: @Staley05

Athletics Department on the Web

Website: GamecocksOnline.com

Twitter: @GamecocksOnline

Instagram: @GamecocksOnline

Facebook: Facebook.com/GamecocksOnline

YouTube: YouTube.com/GamecocksOnline

CURRENT STREAKS

	Total	Home	Road	Neut.
Overall	W1	W42	W20	W1
SEC	W31	W32	W14	—
Non-Conference	W1	W8	W8	W1
Ranked Teams	W1	W10	W7	W1

A Perennial Power

South Carolina women's basketball is in the midst of its most successful era, claiming at least 20 wins for the last 12 seasons, including six 30-win seasons in the last nine campaigns. The Gamecocks have played in the NCAA Final Four five times in the last eight NCAA Tournaments, including winning the 2017 and 2022 National Championships. They have been ranked in every AP Poll since Dec. 10, 2012, including a top-10 spot every week since the start of the 2019-20 season. The Gamecocks have amassed 63 AP No. 1 rankings all-time, the fourth-most by a program in the history of that poll.

Under head coach Dawn Staley's leadership, nine Gamecocks have earned All-America status, three have earned SEC Player of the Year honors and 19 have picked up All-SEC recognition at least once. In the last nine seasons, 14 Gamecocks have been selected in the WNBA Draft, including 10 first-round picks, highlighted by two No. 1 overall picks in the last six years. Three Gamecocks have been named WNBA Rookie of the Year and one is a two-time WNBA MVP and two-time WNBA Defensive Player of the Year.

The Maryland Series

While this series began in the 1997-98 season, it became a regular match-up at the start of the 2017-18 campaign. The Gamecocks lead the overall series 5-2.

In the last six meetings, all of which have been top-20 matchups, South Carolina is 5-1, including three wins in College Park.

The Gamecocks and Terrapins met twice last season with South Carolina posting a pair of double-digit wins. After an 81-56 regular-season win in College Park (Nov. 11), the Gamecocks advanced to the 2023 NCAA Final Four with an 86-75 victory in Greenville, S.C. (Mar. 27).

Home Openers

Since 1976-77, the first season comprehensive site records are available, South Carolina is 38-9 in home openers. Since the opening of Colonial Life Arena for the 2002-03 season, the Gamecocks are 19-2.

In the Dawn Staley era (beginning 2008-09), the program is 13-2 in home openers, including wins in the last 12. Today's game is the third home opener played against a ranked opponent. The previous two such games were also season openers – unranked Gamecocks lost to #5 Xavier 84-65 on Nov. 12, 2010; #4 Gamecocks topped #7 Ohio State 91-80 on Nov. 14, 2016.

2023-24 AWARDS

Kamilla Cardoso

Wade Trophy Watch List

Lisa Leslie Award Preseason Watch List

Preseason All-SEC First Team (Coaches, Media)

Sanja Feagin

Katrina McClain Award Preseason Watch List

Te-Hina Paopao

Preseason All-SEC Second Team (Coaches)

Nancy Lieberman Award Preseason Watch List

Home Sweet Home

The Gamecocks are 513-165 (.757) in home games (some records prior to 1976-77 did not include location of games). Current head coach Dawn Staley is 201-34 at home with that .855 winning percentage is the best in program history.

Playing in its 20th season at Colonial Life Arena, South Carolina boasts a 264-67 (.798) record in the building, including four undefeated seasons since 2013-14. Staley's share of that record is 198-34 (.853).

In SEC action, South Carolina is 141-89 (.613) at home with Staley posting a 97-22 (.815) mark.

Ranked Readings

Against ranked teams, South Carolina is 107-67 (.615) in the Dawn Staley era (beginning 2008-09), and even that mark is skewed by the early seasons of her tenure. Since the start of the 2014-15 campaign, the Gamecocks are 92-28 (.767) against ranked teams.

This season, South Carolina has played one ranked team so far with a 1-0 record.

Ranking Review

For the first time since the end of the 2020-21 season, the Gamecocks are not ranked atop either national poll. South Carolina instead opens the season at No. 6 in the Associated Press Preseason Poll and holds the No. 4 spot in the preseason USA Today/WBCA Coaches' Poll.

The Gamecocks have been in the AP Top 10 every week since the 2019-20 preseason poll, and their 207 straight appearances in the AP Poll, dating back to Dec. 10, 2012, marks the third-longest active streak in the nation.

GAMECOCKS IN THE RANKINGS (thru games of 11/10)

Team	SEC	NCAA	Actual	Kamilla Cardoso	SEC	NCAA	Actual
Scoring Offense	1	14	100.0	Rebounds Per Game	2	10	15.0
Scoring Defense	11	226	71.0	Off. Rebounds Per Game	3	18	6.0
Scoring Margin	3	69	+29.0	Blocks Per Game	2	9	4.0
Field Goal Percentage	1	15	.544	MiLaysia Fulwiley	SEC	NCAA	Actual
Field Goal %age Def.	5	89	.329	A:TO Ratio	1	19	6.00
3-Point FG %age	6	146	.313	Assists Per Game	4	52	6.0
3-Point FG %age Def.	10	189	.300	Steals Per Game	1	7	6.0
3-Point FG Made/Gm.	6	194	5.0	Raven Johnson	SEC	NCAA	Actual
Free Throw Percentage	7	153	.692	A:TO Ratio	5	104	3.50
Rebounding Offense	6	56	47.0	Assists Per Game	1	20	7.0
Rebounding Margin	13	170	+3.0	Te-Hina Paopao	SEC	NCAA	Actual
Offensive Rebound Avg.	7	79	16.0	A:TO Ratio	1	19	6.00
Assists Per Game	1	2	29.0	Assists Per Game	4	52	6.0
Steals Per Game	3	66	12.0	Ashlyn Watkins	SEC	NCAA	Actual
Turnover Margin	7	110	+4.0	Blocks Per Game	2	9	4.0
Turnovers Per Game	6	85	14.0				
Assist-to-Turnover Ratio	1	14	2.07				
Blocked Shots Per Game	1	1	11.0				
Bench Points Per Game	1	22	41.0				
Home Attendance Avg.	—	—	—				

and the 12th longest all-time (trailing just Long Beach State 209 and La. Tech 214 to make it into the top 10).

In the USA Today/WBCA Coaches' Poll, South Carolina has been in the top 10 since claiming the No. 10 spot in the 2019-20 preseason poll.

The Staley File

In her 24th season as a head coach, Dawn Staley has a .756 (575-186) winning percentage, which ranks 10th in the nation among active head coaches with at least 15 seasons of experience and eighth among those with at least 20 years in the position. The unanimous 2020 National Coach of the Year, she became the first person to win both a Naismith Player of the Year and a Naismith Coach of the Year and the first Black head coach to win multiple national championships in men's or women's basketball. She has been named national coach of the year by at least one organization four times, including three times in the last four seasons.

In her 16th season leading the Gamecocks, Staley is the program's all-time winningest coach (403) with a program-record 12 postseason appearances (11 NCAA/1 WNIT). She accounts for all five of the Gamecocks' Final Four appearances (2015, 2017, 2021, 2022, 2023) and the first NCAA National Championships in program history (2017, 2022).

After claiming seven SEC regular-season titles, Staley has won 183 SEC games, the most among active league coaches and third all-time – trailing just Women's Basketball Hall of Fame inductees Andy Landers (Georgia, 273) and Pat Summitt (Tennessee, 306). Her 12.2 SEC wins average per season is the best in league history among coaches with more than two years in the league, and her .769 SEC winning percentage (183-55) is second only to Summitt (.874) in league history.

The 2023-24 Gamecocks

The Gamecocks return six members of their 2023 NCAA Final Four squad, including 2023 SEC Sixth Woman of the Year Cardoso and SEC All-Freshman selection and team assist leader Raven Johnson. Juniors Sania Feagin and Bree Hall as well as sophomores Chloe Kitts and Ashlyn Watkins round out the returning group. Staley added senior transfers Te-Hina Paopao and Sakima Walker, and the group of veterans have welcomed three freshmen who, along with early enrollee Kitts, comprised the No. 2 signing class in the nation – 13th-ranked Milaysia Fulwiley, 25th-ranked Tessa Johnson and 40th-ranked Sahnnya Jah.

It Starts Here

South Carolina's six returning players entered this season with a combined three career starts in a Gamecock uniform. Including games at another NCAA Div. I institution, that number rises to all of 26.

Watch It!

Senior center Kamilla Cardoso has gotten the lion's share of the preseason awards attention, but senior transfer Te-Hina Paopao and junior Sania Feagin have seen some accolades as well.

Cardoso earned spots on the preseason watch lists for the Wade Trophy and the Lisa Leslie Center of the Year Award. She was a Preseason All-SEC First-Team selection by both the media and coaches as well.

Paopao picked up her first SEC recognition

when the coaches tabbed her for Preseason All-SEC Second-Team honors. She also was one of 20 named to the Nancy Lieberman Point Guard of the Year Award watch list.

For the third season in a row, Feagin was named to the Katrina McClain Power Forward of the Year Award watch list.

Opponent Files

South Carolina's regular-season schedule includes 11 games against teams ranked in at least one of the two national polls. Five of those games come in the first five weeks of the season, including the first two out of the gate against #10/10 Notre Dame (W, 100-71) and #14/11 Maryland.

Five of the games against preseason ranked teams are at home – #14/11 Maryland (Nov. 12), #25/rv Mississippi State (Jan. 7), #12/16 Ole Miss (Feb. 4), #2/2 UConn (Feb. 11), #11/12 Tennessee (Mar. 3).

Five others are true road games – at #16/17 North Carolina (Nov. 30), at #rv/19 Duke (Dec. 3), at #1/1 LSU (Jan. 25), at #11/12 Tennessee (Feb. 15). Another two are at neutral sites – #10/10 Notre Dame (Nov. 6) and #5/7 Utah (Dec. 10).

Four other ranked teams also have 11 games scheduled against ranked opponents. South Carolina's five non-conference games lead that group.

Serious Scheduling

South Carolina head coach Dawn Staley has never been afraid to challenge her team to prepare it for the rigors of March and April. Over the last 10 seasons, the Gamecocks have played an average of 9.7 regular-season games against ranked opponents.

Three teams hit the high-water mark of 12 – 2019-20 (11-1), 2017-18 (6-6), 2015-16 (11-1). Each of those years four of the 12 games were non-conference matchups. The 2021-22 edition of the Gamecocks went a perfect 11-0 against its regular-season ranked opponents, including six such non-conference wins.

Last season's team actually faced the fewest regular-season ranked games, playing just five games such games – three against top-five foes. Just one of the five games was against an SEC rival.

NATIONAL RANKINGS

Associated Press Poll (Preseason)

1. LSU	0-0
2. UConn	0-0
3. Iowa	0-0
4. UCLA	0-0
5. Utah	0-0
6. South Carolina	0-0
7. Ohio State	0-0
8. Virginia Tech	0-0
9. Indiana	0-0
10. Notre Dame	0-0
11. Tennessee	0-0
12. Ole Miss	0-0
13. Texas	0-0
14. Maryland	0-0
15. Stanford	0-0
16. North Carolina	0-0
17. Louisville	0-0
18. Florida State	0-0
19. Baylor	0-0
20. Colorado	0-0
21. Southern Cal	0-0
22. Creighton	0-0
23. Illinois	0-0
24. Washington State	0-0
25. Mississippi State	0-0

USA Today/WBCA Coaches' Poll (Preseason)

1. LSU	0-0
2. UConn	0-0
3. Iowa	0-0
4. South Carolina	0-0
5. Virginia Tech	0-0
6. Ohio State	0-0
7. Utah	0-0
8. UCLA	0-0
9. Indiana	0-0
10. Notre Dame	0-0
11. Maryland	0-0
12. Tennessee	0-0
13. Stanford	0-0
14. Texas	0-0
15. Louisville	0-0
16. Ole Miss	0-0
17. North Carolina	0-0
18. Colorado	0-0
19. Duke	0-0
20. Baylor	0-0
21. Southern Cal	0-0
22. Florida State	0-0
23. Oklahoma	0-0
Creighton	0-0
25. Miami (Fla.)	0-0
Michigan	0-0

TEAM THEME: LOVE

As with most seasons, the LOVE theme has many meanings, all of which are rooted in loving the game of women's basketball. Staley often notes that "if you love the game, it will love you back" – and her career as a player and now a coach is evidence of that.

For her team, loving basketball is more than loving the wins and the trophies and the cheers from fans. That's just one side of the relationship. The pursuit of those means also loving the commitment and the sacrifice and the discipline required to get better every day, and it even means loving the doubt and criticism of others.

For the FAMS – the program's loyal fanbase – loving basketball means investing their time and money, it means saving their vacation days to come to games, and it means pouring their energy into the program's success. In return, Gamecock FAMS are part of a community that puts aside all other differences to share their love of the game and of being such an integral part of Staley's program.

Bench Mob

Any question about South Carolina's bench points falling off with last season's top bench scorers moving into the starting lineup were dispelled early. The Gamecocks' six-woman bench netted 41 of the team's 100 points in the season opener against #10/10 Notre Dame, ranking South Carolina 22nd in the nation in bench points.

Last season, the Gamecocks led the nation with 36.1 bench points per game. The second-place team (Georgia Southern) turned in 31.2.

All About the Assist

There are few things head coach Dawn Staley likes more than the extra pass. Long preaching that the ball will find who should shoot it, she has developed that mentality with year's team early.

South Carolina assisted on 67.4 percent (29 of 43) of its made field goals in the season opener against #10/10 Notre Dame (Nov. 6).

Vamos Kamilla!

From ACC Freshman of the Year in 2021 to SEC Sixth Woman of the Year in 2023, South Carolina senior Kamilla Cardoso can be a dominant player on both ends of the court and is ready to stand firmly in that spotlight this season.

Cardoso wasted no time proving that, putting up 20 points and 15 rebounds against #10/10 Notre Dame with the eyes of the college basketball world all on the historic game in Paris. After grabbing 10 of her 15 rebounds in the first half, the Brazilian's offense broke dominated the third quarter. Her 13 points included a personal 10-5 run that pushed the Gamecocks' lead to 20 points by the middle of the quarter.

On the Wade Trophy and Lisa Leslie Award watch lists, Cardoso is the Gamecocks' top returning scorer (9.8 ppg) and rebounder (8.5 rpg). Playing just 18.8 minutes per game, she was third in the country in offensive rebounding percentage (.208) and seventh in total rebounding percentage (.232). Cardoso was 21st in the nation (2nd in the SEC) with 3.72 offensive rebounds per game and third in the SEC in rebounding per game.

Defensively her 1.94 blocks per game were 28th in the nation and fourth in the league.

The 6-foot-7 center scored on 42.2 percent of her offensive rebounds, and 32.0 percent of her points came on putbacks (3.1 ppg).

Pao-erful Impact

Senior transfer Te-Hina Paopao is often mentioned by her teammates as a leader, despite her summer arrival to the program. The three-time All-Pac-12 selection illustrated that leadership beautifully in the season opener against #10/10 Notre Dame (Nov. 6). As the starter with the most experience at the position, the steady guard led the way in the opening 10 minutes with seven points on 3-of-4 shooting, two assists and two steals to keep the Gamecocks within a point at the end of the period.

Paopao transferred to South Carolina after a career offensive season. While her 13.1 points per game were slightly off her sophomore season average, her efficiency rose to 42.4 percent from 3-point range and 44.0 percent overall. Her 2.3 made 3s per game ranked second in the Pac-12, and she added 3.3 assists per game last season as well.

That's So Raven

SEC All-Freshman point guard has the competitive fire, instincts and court vision that Staley loves to see, especially on the big stage.

No stage was bigger than drawing the start in the historic season opener in Paris, and Johnson delivered against #10/10 Notre Dame (Nov. 6), tying her career high with seven assists to go with 11 points on 5-of-10 shooting. Five of her assists went to her long-time favorite target in Kamilla Cardoso.

Last season, Johnson's 3.4 assists per game were ninth in the SEC. More importantly, her 2.37 assist-to-turnover ratio was 17th in the nation (2nd in the SEC). That mark was also the fifth best in program history and the best of all-time among Gamecock freshmen.

Johnson handed out five or more assists 12 times last season, and her turnovers out-numbered her assists just six times last season and never by more than one.

IN THE STALEY ERA

Wins	
30-Win Seasons	6
25-Win Seasons	11
20-Win Seasons	12
Winning Seasons	13
National Rankings	
Weeks in the AP Top 25	211
Weeks in the AP Top 10	166
Weeks in the AP Top 3	95
Weeks at AP No. 1	63
Postseason	
NCAA Tournament Appearances	11
NCAA Sweet 16s	10
NCAA Final Fours	5
National Championships	2
In the SEC	
Regular-Season Championships	7
Regular-Season Top 3 Finishes	11
Tournament Championships	7

Hometown Hysteria

Both the local Columbia products team burst into their freshman seasons with memorable plays.

As a freshman, forward Ashlyn Watkins threw down the program's first dunk (at Clemson, Nov. 17). Interestingly, it was not Watkins' highlight of the game as she also hit a 3-pointer, which she considered a more rare occurrence.

This season, MiLaysia Fulwiley made a splash in the historic Paris season opener against #10/10 Notre Dame (Nov. 6), showing off her athleticism and sleight of hand on a transition layup in the second quarter that lit up social media, including NBA legends Magic Johnson and Kevin Durant. She finished her college debut with 17 points on 8-of-14 shooting, six steals and six assists, many of which left fans with jaws on the floor and eager to see what's next for the young guard.

GAMES LED TEAM IN...

Scoring	2023-24	Career	Record	Rebounding	2023-24	Career	Record	Assists	2023-24	Career	Record
Kamilla Cardoso	1	16*	12-4	Kamilla Cardoso	1	28*	22-6	Raven Johnson	1	19	19-0
Te-Hina Paopao	0	21*	12-9	Te-Hina Paopao	0	7*	3-4	Te-Hina Paopao	0	42*	29-13
Bree Hall	0	3	3-0	Sania Feagin	0	1	1-0	Kamilla Cardoso	0	1	1-0
Ashlyn Watkins	0	2	2-0	Ashlyn Watkins	0	1	1-0	<small>* indicates includes games at previous NCAA Div. I program</small>			
Sania Feagin	0	1	1-0	Bree Hall	0	1	1-0				
Sakima Walker	0	1*	1-0	Sakima Walker	0	1*	1-0				

MISCELLANEOUS STATS

Double-Doubles	2023-24	Career	Record	10+ Points	2023-24	Career	Record	5+ Assists	2023-24	Career	Record
Kamilla Cardoso	1	17*	14-3	Te-Hina Paopao	1	52*	37-15	Te-Hina Paopao	1	26*	22-4
Ashlyn Watkins	0	2	2-0	Kamilla Cardoso	1	45*	35-10	Raven Johnson	1	13	13-0
Te-Hina Paopao	0	1*	1-0	Sania Feagin	1	7	7-0	MiLaysia Fulwiley	1	1	1-0
20+ Points				Raven Johnson	1	4	3-1	Kamilla Cardoso	0	1	1-0
Kamilla Cardoso	1	4*	4-0	MiLaysia Fulwiley	1	1	1-0	5+ Blocks			
Te-Hina Paopao	0	11*	9-2	Ashlyn Watkins	0	7	7-0	Kamilla Cardoso	0	9*	8-1
				Bree Hall	0	5	5-0	5+ Steals			
				Sakima Walker	0	5*	4-1	MiLaysia Fulwiley	1	1	1-0
				Chloe Kitts	0	1	1-0	<small>* indicates includes games prior to transfer to SC</small>			
				10+ Rebounds							
				Kamilla Cardoso	1	22*	18-4				
				Ashlyn Watkins	0	2	2-0				

Great Gamecock Fans

South Carolina fans have led the nation in average attendance in each of the last nine seasons and announced a 16-for-16 campaign to secure 16,000 season tickets to honor Staley's 16th season in Columbia.

The Gamecocks have had at least one sellout of their 18,000-seat Colonial Life Arena for seven straight seasons (excluding COVID-limited 2020-21 season) dating back to the first ever sellout of 18,000 on Feb. 8, 2016.

Excluding the COVID limited-attendance season of 2020-21, South Carolina has drawn at least 10,000 fans 111 consecutive regular-season games beginning on Jan. 2, 2015.

Everybody's All-American

The Gamecocks' 11-woman roster includes eight McDonald's All-Americans – Kamilla Cardoso, Sania Feagin, MiLaysia Fulwiley, Bree Hall, Raven Johnson, Tessa Johnson, Te-Hina Paopao and Ashlyn Watkins.

At South Carolina, Staley has coached 23 McDonald's All-Americans, including 18 who joined the Gamecocks as freshmen.

Staffing Boost

For the first time since 2018, head coach Dawn Staley had changes to her staff this offseason, including a boost in numbers thanks to a change in the NCAA rules governing the number of assistant coaches.

Associate head coach Lisa Boyer and assistant coach Jolette Law remain the heart of the staff. Long-time assistant Fred Chmiel left the Gamecocks for his first NCAA Div. I head coaching position, making room for Winston Gandy who brought six years of NCAA coaching experience and three seasons of NBA player development to Columbia.

The new NCAA legislation allowed Staley to elevate Mary Wooley into an assistant coach role. Wooley was previously the recruiting coordinator on Staley's staff for several seasons but also had 10 seasons of experience as an assistant coach with four different teams. Staley also brought former Gamecock Khadijah Sessions to her staff this summer after the 2016 grad spent the last few seasons coaching at the high school level.

WNBA Pipeline

With 10 alumnae playing in the WNBA in 2023, South Carolina had the third-most players in the league of any college program.

Since the first Staley-trained Gamecock was drafted in 2015 (Aleighsa Welch), a total of 14 South Carolina players have been taken in the WNBA Draft. Ten of those went in the first round, including two No. 1 overall picks.

With five players taken in the 2023 WNBA Draft, South Carolina joined Notre Dame (2019) and Tennessee (2008, 1999) as the only programs to have at least that many players taken in a single draft. Three of those five picks were in the first round, making South Carolina one of just seven programs to hit that benchmark.

In proof Staley sends players to the league ready, five Gamecocks have earned All-Rookie Team honors, including three WNBA Rookies of the Year – Allisha Gray (2017), Aja Wilson (2018), Aliyah Boston (2023).

Gamecock alum Aja Wilson has risen to become the face of the WNBA. The two-time league MVP (2020, 2022), two-time Defensive Player of the Year (2022, 2023) and five-time All-Star led her Las Vegas Aces to back-to-back WNBA Championships (2022, 2023). Wilson's former AAU and South Carolina teammate Alaina Coates joined her on the 2023 title team.

2023-24 ROSTER

No.	Name	Pos.	Ht.	Yr.	Hometown/Last School
0	Te-Hina Paopao	G	5-9	Sr.	Oceanside, Calif./Oregon
2	Ashlyn Watkins	F	6-3	So.	Columbia, S.C./Cardinal Newman
5	Tessa Johnson	G	6-0	Fr.	Albertville, Minn./Saint Michael Albertville
10	Kamilla Cardoso	C	6-7	Sr.	Montes Claros, Brazil/Syracuse
12	MiLaysia Fulwiley	G	5-10	Fr.	Columbia, S.C./W.J. Keenan
20	Sania Feagin	F	6-3	Jr.	Ellenwood, Ga./Forest Park
21	Chloe Kitts	F	6-2	So.	Oviedo, Fla./DME Academy
23	Bree Hall	G	6-0	Jr.	Dayton, Ohio/Wayne
24	Sahnja Jah	F	6-0	Fr.	Montverde, Fla./Montverde Academy
25	Raven Johnson	G	5-9	So.	Atlanta, Ga./Westlake
35	Sakima Walker	C	6-5	Sr.	Columbus, Ohio / Northwest Florida State

Head Coach: Dawn Staley

Assoc. Head Coach: Lisa Boyer

Assistant Coaches: Jolette Law, Winston Gandy, Mary Wooley, Khadijah Sessions

THE LAST TIME...

INDIVIDUAL

Scored 50 Points

South Carolina 51, Jocelyn Penn vs. Stetson, 1/4/03
Opponent Never

Scored 40 Points

South Carolina 51, Jocelyn Penn vs. Stetson, 1/4/03
Opponent 41, Caitlyn Clark, Iowa, 3/31/23

Scored 30 Points

South Carolina 31, Zia Cooke at Georgia, 1/2/23
Opponent 31, Hannah Hidalgo, vs. Notre Dame, 11/6/23

Grabbed 20 Rebounds

South Carolina 22, Aliyah Boston vs. N. Carolina, 3/25/22
Opponent 24, Teaira McCowan, at Mississippi State, 1/17/19

Grabbed 15 Rebounds

South Carolina 15, Kamilla Cardoso vs. Notre Dame, 11/6/23
Opponent 18, Kiah Gillespie, Florida State, 3/24/19

Two Players with 20 or More Points

South Carolina Aliyah Boston 21/Zia Cooke 20 at Kentucky, 1/12/23
Opponent Hayley Frank 21/Lauren Hansen 21, at Missouri, 12/30/21

Two Players with 10 or More Rebounds

South Carolina Kamilla Cardoso 14 / Aliyah Boston 10 vs. Iowa, 3/31/23
Opponent Jakia Brown-Turner 12/Kayla Jones 12, NC State, 12/3/20

Three or More Players with 10 or More Rebounds

South Carolina A. Boston 12/V. Saxton 12/L. Amihere 11/L. Grissett 10 vs. Charleston, 11/25/20
Opponent W. Rolle 12/J. Breland 10/L. Broomfield 10, vs. North Carolina, 12/19/10

Had 10 Assists

South Carolina 10, Destanni Henderson vs. Arkansas, 1/18/21
Opponent 12, Channise Lewis, Maryland, 11/18/18

Had Five Steals

South Carolina 6, MiLaysia Fulwiley vs. Notre Dame, 11/6/23
Opponent 5, Nina Rickards, Florida, 2/16/23

Had Five Blocked Shots

South Carolina 5, Kamilla Cardoso vs. Ole Miss, 3/4/23
Opponent 5, Rita Igbokwe, vs. Ole Miss, 3/4/23

Had 20 Points and 20 Rebounds

South Carolina Aliyah Boston (28 pts/22 rebs) vs. N. Carolina, 3/25/22
Opponent Teaira McCowan (26 pts/24 rebs) at Mississippi State, 1/17/19

Had a Double-Double

South Carolina Kamilla Cardoso (20 pts, 15 rebs) vs. Notre Dame, 11/6/23
Opponent Jordan Horston (14 pts, 11 rebs), at Tennessee, 2/23/23

Two Players had a Double-Double

South Carolina Kamilla Cardoso (12 pts/12 rebs) / Aliyah Boston (10 pts/11 rebs) vs. Ole Miss, 3/4/23
Opponent Lexie Hull (18 pts/13 rebs), vs. Stanford, 4/2/21

Three or More Players had a Double-Double

South Carolina L. Amihere (11 pts/11 rebs) / A. Boston (11 pts/12 rebs) / L. Grissett (13 pts/10 rebs) / V. Saxton (19 pts/12 rebs) vs. Charleston, 11/25/20
Opponent Shakira Austin (10 pts/16 rebs) / Kaila Charles (17 pts/10 rebs) / Channise Lewis (10 pts/12 assts), Maryland, 11/18/18

Had a Triple-Double

South Carolina Aliyah Boston (16 pts/11 rebs/10 blks) vs. Georgia, 1/21/21
Opponent Never

TEAM

Scored 100 Points

South Carolina 100 vs. Notre Dame, 11/6/23
Opponent 103, Clemson, 11/21/03

Won by 30 or More Points

South Carolina 75-45 (31) vs. USF, 3/19/23
Opponent 66-34 (32), Georgia, 3/4/11

Overcame More Than 15-Point Deficit to Win

South Carolina 18 (16-34) 6:24 in 2nd qtr. vs. Stanford, 12/21/21*
Opponent 16 (21-37) 1:43 in 2nd qtr., at Tennessee, 2/18/21

Shot 65% or Better from the Field

South Carolina .667 (36-54) at Vanderbilt, 1/18/18
Opponent Never

Shot 60% or Better from the Field

South Carolina .619 (39-63) at Vanderbilt, 1/19/23
Opponent .604 (29-48), Vanderbilt, 1/18/01

Shot 50% or Better from the Field

South Carolina .544 (43-79) vs. Notre Dame, 11/6/23
Opponent .500 (29-58) vs. Maryland, 3/27/23

No Players in Double-Figure Points

South Carolina at Auburn, 1/19/12
Opponent Texas A&M, 12/29/22

Five Players in Double-Figure Points

South Carolina vs. Notre Dame, 11/6/23
Opponent at Alabama, 1/5/20

More Than Five Players in Double-Figure Points

South Carolina 6 vs. ETSU, 11/7/22
Opponent 6 Maryland, 11/18/18

Faced AP Top-25 Opponent

Win 59-43 vs. No. 14 UCLA, 3/25/23
Loss 67-75 at No. 21 Tennessee, 2/18/21

Faced AP Top-10 Opponent

Win 100-71 vs. No. 10 Notre Dame, 11/6/23
Loss 46-54 vs. No. 8 NC State, 12/3/20

Faced AP Top-5 Opponent

Win 88-64 vs. No. 3 LSU, 2/12/23
Loss 73-77 vs. No. 3, Iowa, 3/31/23

Faced AP No. 1 Team

Win Never
Loss 68-93 vs. Baylor, 3/30/19

Overtime Game

Win 64-57 at Ole Miss, 2/19/23
Loss 69-70 at Missouri, 12/30/21

Double-Overtime Game

Win 82-73 at Purdue, 12/16/18
Loss 92-94 at Clemson, 11/19/09

South Carolina Was Ranked (AP Poll)

No. 1 No. 1, 3/13/23
Top 5 No. 5, 3/8/21
Top 10 No. 6, 10/17/23
Top 25 No. 15, 3/19/19

* indicates program record

SOUTH CAROLINA SINGLE-QUARTER RECORDS

TEAM					INDIVIDUAL
Scoring			Highest Percentage	FGM-A	Pct
Most	Points		1. vs. Kentucky, 3/5/16, 4th qtr.	11-13	.846
1. vs. Saint Peter's, 11/22/16, 1st qtr.	37		2. at Georgia, 1/2/23, 4th qtr.	5-6	.833
2. at Kentucky, 1/12/23, 4th qtr.	36		3. at Kentucky, 1/21/18, 3rd qtr.	9-11	.818
vs. Alabama, 2/3/22, 1st qtr.	36		4. vs. Belmont, 3/22/19, 3rd qtr.	13-16	.813
at Vanderbilt, 1/12/20, 3rd qtr.	36		vs. Quinnipiac, 3/25/17, 3rd qtr.	13-16	.813
vs. Alabama State, 3rd qtr.	36				
Fewest	Points		Lowest Percentage	FGM-A	Pct
1. vs. App State, 12/5/18, 4th qtr.	5		1. vs. Ole Miss, 3/5/22, 4th qtr.	0-5	.000
2. vs. Oregon State, 3/23/21, 4th qtr.	6		2. vs. Georgia, 1/12/17, 2nd qtr.	1-12	.083
vs. Indiana, 11/28/19, 4th qtr.	6		3. vs. NC State, 12/3/20, 2nd qtr.	2-19	.105
vs. St. John's, 11/25/17, 2nd qtr.	6		4. at Mississippi State, 1/8/23, 3rd qtr.	2-18	.111
vs. Stanford, 3/31/17, 2nd qtr.	6		at Iowa State, 12/6/20, 4th qtr.	1-9	.111
vs. UCLA, 12/18/16, 1st qtr.	6				
Fewest Allowed	Points		Lowest Percentage Allowed	FGM-A	Pct
1. vs. Texas, 3/30/21, 4th qtr.	0		1. vs. Miami (FL), 3/20/22, 2nd qtr.	0-9	.000
at Vanderbilt, 1/14/21, 2nd qtr.	0		vs. Howard, 3/18/22, 2nd qtr.	0-10	.000
at Ole Miss, 1/30/20, 1st qtr.	0		vs. Clemson, 11/17/21, 2nd qtr.	0-16	.000
4. at Cal Poly, 11/22/22, 1st qtr.	2		vs. Texas, 3/30/21, 4th qtr.	0-15	.000
vs. Howard, 3/18/22, 2nd qtr.	2		at Vanderbilt, 1/14/21, 2nd qtr.	0-16	.000
vs. Howard, 3/18/22, 1st qtr.	2		at Ole Miss, 1/30/20, 1st qtr.	0-9	.000
vs. UConn, 2/10/20, 1st qtr.	2		vs. Purdue, 12/15/19, 4th qtr.	0-8	.000
Most Allowed	Points		Highest Percentage Allowed	FGM-A	Pct
1. vs. Baylor, 12/2/18, 1st qtr.	32		1. vs. Drake, 11/24/18, 2nd qtr.	11-13	.846
at Maryland, 11/13/17, 4th qtr.	32		2. at LSU, 1/15/17, 2nd qtr.	9-12	.750
vs. Kentucky, 2/26/17, 4th qtr.	32		3. vs. Tennessee, 1/14/18, 2nd qtr.	8-11	.727
4. vs. Arkansas, 3/8/19, 3rd qtr.	30		vs. Quinnipiac, 3/25/17, 2nd qtr.	8-11	.727
vs. Connecticut, 3/26/18, 1st qtr.	30		5. vs. Connecticut, 3/26/18, 2nd qtr.	10-14	.714
vs. Syracuse, 3/25/16, 4th qtr.	30		at Missouri, 1/7/18, 4th qtr.	5-7	.714
Margin of Difference			Rebounding		
Lead	Score	Margin	Total	Rebs	
1. vs. Alabama State, 11/5/19, 3rd qtr.	36-9	+37	1. vs. Arkansas, 3/7/20, 4th qtr.	28	
2. vs. App State, 11/17/19, 1st qtr.	35-3	+32	2. vs. Charleston, 11/25/20, 3rd qtr.	22	
3. vs. Charleston, 11/25/20, 3rd qtr.	34-8	+26	3. vs. Howard, 3/18/22, 1st qtr.	21	
vs. USC Upstate, 11/21/19, 3rd atr.	33-7	+26	4. vs Coastal Carolina, 12/21/22, 1st qtr.	20	
vs. Arkansas, 1/3/16, 2nd qtr.	35-9	+26	vs. Hampton, 11/27/22, 3rd qtr.	20	
5. vs. Saint Peter's, 11/22/16, 1st qtr.	37-12	+25	vs. Howard, 3/18/22, 3rd qtr.	20	
			vs. Howard, 3/18/22, 2nd qtr.	20	
			vs. Charleston, 11/25/20, 1st qtr.	20	
			at Ohio State, 11/14/16, 1st qtr.	20	
Deficit	Score	Margin	Margin	Rebs	Margin
1. vs. UConn, 2/1/18, 2nd qtr.	8-29	-21	1. vs. Hampton, 11/27/22, 3rd qtr.	20-2	+18
2. at Tennessee, 2/15/18, 3rd qtr.	9-29	-20	vs. Charleston, 11/25/20, 3rd qtr.	22-4	+18
3. vs. Baylor, 12/2/18, 1st qtr.	13-32	-19	3. vs. Arkansas, 1/22/23, 2nd qtr.	19-2	+17
at Mississippi State, 2/5/18, 4th qtr.	9-28	-19	4. vs. Arkansas, 1/22/23, 3rd qtr.	18-2	+16
5. vs. Indiana, 11/28/19, 4th qtr.	6-24	-18	vs. Howard, 3/18/22, 2nd qtr.	20-4	+16
vs. Connecticut, 3/26/18, 1st qtr.	12-30	-18	vs. Arkansas, 3/7/20, 4th qtr.	21-5	+16
Field Goals					
Made		FGM			
1. at Florida, 2/27/20, 1st qtr.		15			
vs. Saint Peter's, 11/22/16, 1st qtr.		15			
3. vs. Coastal Carolina, 12/21/22, 1st qtr.		14			
vs. Alabama, 2/3/22, 1st qtr.		14			
vs. App State, 11/17/19, 1st qtr.		14			
vs. Notre Dame, 11/26/17, 4th qtr.		14			
vs. Arkansas, 1/3/16, 2nd qtr.		14			
Attempts		FGA			
1. vs. Arkansas, 3/7/20, 4th qtr.		28			
2. vs. Howard, 3/18/22, 1st qtr.		25			
vs. Arkansas, 1/9/20, 3rd qtr.		25			
4. 5 times, last at Tennessee, 2/23/23, 2nd		24			



Official Basketball Box Score - Final
Notre Dame at South Carolina
 11/06/23 Hale Georges Center arena, Paris
 2023-24 Women's Basketball

Game Time: 1:00 PM
 Game Duration: 2:03
 Attendance: 3,203

Officials: Gina Cross, Maj Forsberg, Angelica Sulfren

Notre Dame - 71

Record: 0-1

NO. Name	Min	FG		3P	FT		Rebounds		Fouls		TP	AS	TO	ST	Blocks		+/-
		M-A	M-A	M-A	OR	DR	TOT	PF	FD	BS					BA		
21 Maddy Westbeld	F 31:34	5-14	2-4	0-0	1	4	5	4	1	12	2	1	1	1	2	-17	
22 Kylee Watson	F 24:41	0-4	0-0	2-2	1	3	4	3	1	2	3	2	2	1	3	-21	
3 Hannah Hidalgo	G 37:12	10-24	3-6	8-12	1	3	4	3	7	31	3	6	3	0	2	-24	
11 Sonia Citron	G 33:26	5-15	1-6	1-1	1	0	1	4	3	12	2	2	1	0	1	-25	
13 Anna DeVolle	G 22:13	0-2	0-0	2-2	0	2	2	1	1	2	1	3	0	0	0	-19	
4 Cassandre Prosper	G 23:07	1-6	0-2	2-4	1	2	3	1	3	4	1	1	1	2	-18		
15 Natalija Marshall	14:08	4-5	0-0	0-0	3	3	6	3	1	8	0	2	1	0	1	-8	
2 Emma Risch	13:39	0-3	0-2	0-0	0	2	2	0	1	0	0	1	0	1	0	-13	
Team					13	4	17			0		0					
Totals		25-76	6-20	15-21	21	23	44	19	18	71	12	18	9	4	11	-29	

Technical Fouls: NONE

Shooting By Period		
1 st FG%	9-18	50.0%
3PT%	3-7	42.9%
FT%	4-5	80%
2 nd FG%	4-15	26.7%
3PT%	0-5	0.0%
FT%	0-0	0%
3 rd FG%	4-20	20.0%
3PT%	1-2	50.0%
FT%	7-8	87.5%
4 th FG%	6-23	26.1%
3PT%	2-6	33.3%
FT%	4-8	50%
GM FG%	25-76	32.9%
3PT%	6-20	30.0%
FT%	15-21	71.4%

Dead Ball Rebounds: 5.0

South Carolina - 100

Record: 1-0

NO. Name	Min	FG		3P	FT		Rebounds		Fouls		TP	AS	TO	ST	Blocks		+/-
		M-A	M-A	M-A	OR	DR	TOT	PF	FD	BS					BA		
21 Chloe Kitts	F 12:55	2-3	0-0	3-3	0	1	1	1	3	7	2	1	0	2	0	13	
10 Kamilla Cardoso	C 24:22	9-14	0-0	2-3	6	9	15	2	7	20	1	2	0	4	0	24	
0 Te-Hina Paopao	G 27:28	6-10	2-4	0-0	0	3	3	1	2	14	6	1	3	0	0	23	
23 Bree Hall	G 26:25	2-8	1-4	2-2	1	2	3	0	2	7	1	0	0	0	0	25	
25 Raven Johnson	G 22:02	5-10	1-3	0-0	0	2	2	3	0	11	7	2	1	0	1	15	
12 Milaysia Fulwiley	25:58	8-14	1-4	0-2	0	1	1	2	2	17	6	1	6	1	2	24	
20 Sania Feagin	13:56	6-9	0-0	0-0	3	1	4	2	0	12	0	2	0	0	1	-3	
2 Ashlyn Walkins	17:49	3-4	0-0	1-1	1	4	5	3	2	7	2	1	0	4	0	20	
5 Tessa Johnson	12:28	0-2	0-1	1-2	0	0	0	1	1	1	1	2	1	1	0	0	
24 Sahnya Jah	08:02	2-4	0-0	0-0	2	3	5	2	0	4	2	1	1	0	0	-2	
35 Sakima Walker	08:35	0-1	0-0	0-0	0	1	1	1	0	0	0	2	0	0	0	2	
Team					3	4	7			0		0					
Totals		43-79	5-16	9-13	16	31	47	18	19	100	29	14	12	11	4	29	

Technical Fouls: NONE

Dead Ball Rebounds: 1.0

	UND	USC	Points from	UND	USC	Period by Period Scoring					
Biggest lead	5 (1 st 8:49)	35 (4 th 3:28)	Turnovers	15	26	1st	2nd	3rd	4th	TOT	
Best Scoring Run	6 (1 st 3:53)	10 (2 nd 0:29)	Paint	22	70	UND	25	8	16	22	71
Lead Changes	5		Second Chance	11	15	USC	24	24	26	26	100
Times Tied	4		Fast Breaks	10	30						
Time with Lead	10:17	28:08	Bench	12	41						



South Carolina Women's Basketball
Individual Career Summaries
All games

Page 1/6
as of Nov 07, 2023

CARDOSO, Kamilla

SEASON	TEAM	GP-GS	MIN/AVG	Field Goals		3-Point		F-Throws		Rebounds				Scoring						
				FG-FGA	FG%	3FG-3FGA	3FG%	FT-FTA	FT%	OFF	DEF	TOT	AVG	PF-FO	A	TO	BLK	STL	PTS	AVG
2020-21	SU	24-23	565/23.5	132-229	.576	0-1	.000	62-103	.602	82	111	193	8.0	65-0	16	42	65	15	326	13.6
2021-22	USC	32-0	424/13.3	68-123	.553	0-0	.000	38-53	.717	61	103	164	5.1	49-0	31	39	46	11	174	5.4
2022-23	USC	36-0	678/18.8	138-247	.559	0-0	.000	77-111	.694	134	173	307	8.5	69-1	33	39	70	14	353	9.8
2023-24	USC	1-1	24/24.4	9-14	.643	0-0	.000	2-3	.667	6	9	15	15.0	2-0	1	2	4	0	20	20.0
TOTAL FOR USC		69-1	1126/16.3	215-384	.560	0-0	.000	117-167	.701	201	285	486	7.0	120-1	65	80	120	25	547	7.9
TOTAL		93-24	1691/18.2	347-613	.566	0-1	.000	179-270	.663	283	396	679	7.3	185-1	81	122	185	40	873	9.4

Single Game Highs

Statistic	Value	
Points	25	vs Lincoln (PA) 12/02/20
Rebounds	16	vs North Carolina 01/19/21, vs Arkansas 01/22/23
Assists	6	vs Buffalo 11/20/21
Steals	2	6 times
Blocks	9	vs Notre Dame 01/31/21
FG Made	12	vs Lincoln (PA) 12/02/20
FG Attempts	15	vs Lincoln (PA) 12/02/20
3FG Attempts	1	at North Carolina 12/17/20
FT Made	8	at Pittsburgh 02/07/21
FT Attempts	11	at Pittsburgh 02/07/21

FEAGIN, Sania

SEASON	TEAM	GP-GS	MIN/AVG	Field Goals		3-Point		F-Throws		Rebounds				Scoring						
				FG-FGA	FG%	3FG-3FGA	3FG%	FT-FTA	FT%	OFF	DEF	TOT	AVG	PF-FO	A	TO	BLK	STL	PTS	AVG
2021-22	USC	31-0	132/4.3	21-34	.618	0-0	.000	16-28	.571	14	31	45	1.5	19-0	6	18	12	5	58	1.9
2022-23	USC	27-0	213/7.9	54-90	.600	1-1	1.000	22-30	.733	29	36	65	2.4	31-0	7	22	19	4	131	4.9
2023-24	USC	1-0	14/13.9	6-9	.667	0-0	.000	0-0	.000	3	1	4	4.0	2-0	0	2	0	0	12	12.0
TOTAL		59-0	359/6.1	81-133	.609	1-1	1.000	38-58	.655	46	68	114	1.9	52-0	13	42	31	9	201	3.4

Single Game Highs

Statistic	Value	
Points	15	vs ETSU 11/07/22
Rebounds	7	vs Howard 03/18/22, vs Liberty 12/11/22, vs Coastal Carolina 12/21/22
Assists	2	vs Elon 11/26/21, vs N.C. A&T 11/29/21
Steals	2	at Georgia 02/13/22
Blocks	3	vs Arkansas 03/04/22, vs Liberty 12/11/22, vs Coastal Carolina 12/21/22
FG Made	7	vs ETSU 11/07/22
FG Attempts	10	at Auburn 02/09/23
3FG Made	1	vs ETSU 11/07/22
3FG Attempts	1	vs ETSU 11/07/22
FT Made	5	vs Memphis 12/03/22
FT Attempts	6	vs Howard 03/18/22, vs Memphis 12/03/22



South Carolina Women's Basketball
Individual Career Summaries
All games

Page 2/6
as of Nov 07, 2023

FULWILEY, Milaysia

				Field Goals		3-Point		F-Throws		Rebounds				Scoring						
SEASON	TEAM	GP-GS	MIN/AVG	FG-FGA	FG%	3FG-3FGA	3FG%	FT-FTA	FT%	OFF	DEF	TOT	AVG	PF-FO	A	TO	BLK	STL	PTS	AVG
2023-24	USC	1-0	26/26.0	8-14	.571	1-4	.250	0-2	.000	0	1	1	1.0	2-0	6	1	1	6	17	17.0
TOTAL		1-0	26/26.0	8-14	.571	1-4	.250	0-2	.000	0	1	1	1.0	2-0	6	1	1	6	17	17.0

Single Game Highs

Statistic	Value	
Points	17	vs Notre Dame 11/06/23
Rebounds	1	vs Notre Dame 11/06/23
Assists	6	vs Notre Dame 11/06/23
Steals	6	vs Notre Dame 11/06/23
Blocks	1	vs Notre Dame 11/06/23
FG Made	8	vs Notre Dame 11/06/23
FG Attempts	14	vs Notre Dame 11/06/23
3FG Made	1	vs Notre Dame 11/06/23
3FG Attempts	4	vs Notre Dame 11/06/23
FT Attempts	2	vs Notre Dame 11/06/23

HALL, Bree

				Field Goals		3-Point		F-Throws		Rebounds				Scoring						
SEASON	TEAM	GP-GS	MIN/AVG	FG-FGA	FG%	3FG-3FGA	3FG%	FT-FTA	FT%	OFF	DEF	TOT	AVG	PF-FO	A	TO	BLK	STL	PTS	AVG
2021-22	USC	36-0	334/9.3	32-102	.314	14-46	.304	19-30	.633	12	41	53	1.5	43-0	1	23	1	5	97	2.7
2022-23	USC	35-0	487/13.9	66-163	.405	23-64	.359	19-31	.613	23	42	65	1.9	37-0	10	16	11	11	174	5.0
2023-24	USC	1-1	26/26.4	2-8	.250	1-4	.250	2-2	1.000	1	2	3	3.0	0-0	1	0	0	0	7	7.0
TOTAL		72-1	847/11.8	100-273	.366	38-114	.333	40-63	.635	36	85	121	1.7	80-0	12	39	12	16	278	3.9

Single Game Highs

Statistic	Value	
Points	18	at Alabama 01/29/23
Rebounds	6	vs Clemson 11/17/21, vs South Fla. 03/19/23
Assists	1	12 times
Steals	2	vs N.C. A&T 11/29/21, vs Howard 03/18/22, at Clemson 11/17/22
Blocks	2	vs Kentucky 02/02/23, vs Arkansas 03/03/23
FG Made	7	at Alabama 01/29/23
FG Attempts	13	at Alabama 01/29/23
3FG Made	4	at Alabama 01/29/23
3FG Attempts	8	at Alabama 01/29/23
FT Made	3	vs Vanderbilt 01/24/22, vs Mississippi St. 01/02/22, vs Liberty 12/11/22
FT Attempts	4	4 times



South Carolina Women's Basketball
Individual Career Summaries
All games

Page 3/6
as of Nov 07, 2023

JAH, Sahnya

				Field Goals		3-Point		F-Throws		Rebounds									Scoring	
SEASON	TEAM	GP-GS	MIN/AVG	FG-FGA	FG%	3FG-3FGA	3FG%	FT-FTA	FT%	OFF	DEF	TOT	AVG	PF-FO	A	TO	BLK	STL	PTS	AVG
2023-24	USC	1-0	8/8.0	2-4	.500	0-0	.000	0-0	.000	2	3	5	5.0	2-0	2	1	0	1	4	4.0
TOTAL		1-0	8/8.0	2-4	.500	0-0	.000	0-0	.000	2	3	5	5.0	2-0	2	1	0	1	4	4.0

Single Game Highs

Statistic	Value	
Points	4	vs Notre Dame 11/06/23
Rebounds	5	vs Notre Dame 11/06/23
Assists	2	vs Notre Dame 11/06/23
Steals	1	vs Notre Dame 11/06/23
FG Made	2	vs Notre Dame 11/06/23
FG Attempts	4	vs Notre Dame 11/06/23

JOHNSON, Raven

				Field Goals		3-Point		F-Throws		Rebounds									Scoring	
SEASON	TEAM	GP-GS	MIN/AVG	FG-FGA	FG%	3FG-3FGA	3FG%	FT-FTA	FT%	OFF	DEF	TOT	AVG	PF-FO	A	TO	BLK	STL	PTS	AVG
2021-22	USC	2-0	8/4.2	0-1	.000	0-0	.000	0-0	.000	0	1	1	0.5	0-0	0	1	0	0	0	0.0
2022-23	USC	36-3	674/18.7	60-163	.368	14-58	.241	17-26	.654	20	74	94	2.6	38-0	123	52	13	40	151	4.2
2023-24	USC	1-1	22/22.0	5-10	.500	1-3	.333	0-0	.000	0	2	2	2.0	3-0	7	2	0	1	11	11.0
TOTAL		39-4	705/18.1	65-174	.374	15-61	.246	17-26	.654	20	77	97	2.5	41-0	130	55	13	41	162	4.2

Single Game Highs

Statistic	Value	
Points	14	at UConn 02/05/23
Rebounds	5	6 times
Assists	7	6 times
Steals	4	vs ETSU 11/07/22
Blocks	2	at Clemson 11/17/22
FG Made	5	vs LSU 02/12/23, vs Iowa 03/31/23, vs Notre Dame 11/06/23
FG Attempts	12	at UConn 02/05/23
3FG Made	3	vs Iowa 03/31/23
3FG Attempts	6	vs ETSU 11/07/22, vs Iowa 03/31/23
FT Made	5	at UConn 02/05/23
FT Attempts	7	at UConn 02/05/23



South Carolina Women's Basketball
Individual Career Summaries
All games

Page 4/6
as of Nov 07, 2023

JOHNSON, Tessa

				Field Goals		3-Point		F-Throws		Rebounds				Scoring						
SEASON	TEAM	GP-GS	MIN/AVG	FG-FGA	FG%	3FG-3FGA	3FG%	FT-FTA	FT%	OFF	DEF	TOT	AVG	PF-FO	A	TO	BLK	STL	PTS	AVG
2023-24	USC	1-0	12/12.5	0-2	.000	0-1	.000	1-2	.500	0	0	0	0.0	1-0	2	1	0	1	1	1.0
TOTAL		1-0	12/12.5	0-2	.000	0-1	.000	1-2	.500	0	0	0	0.0	1-0	2	1	0	1	1	1.0

Single Game Highs

Statistic	Value	
Points	1	vs Notre Dame 11/06/23
Assists	2	vs Notre Dame 11/06/23
Steals	1	vs Notre Dame 11/06/23
FG Attempts	2	vs Notre Dame 11/06/23
3FG Attempts	1	vs Notre Dame 11/06/23
FT Made	1	vs Notre Dame 11/06/23
FT Attempts	2	vs Notre Dame 11/06/23

KITTS, Chloe

				Field Goals		3-Point		F-Throws		Rebounds				Scoring						
SEASON	TEAM	GP-GS	MIN/AVG	FG-FGA	FG%	3FG-3FGA	3FG%	FT-FTA	FT%	OFF	DEF	TOT	AVG	PF-FO	A	TO	BLK	STL	PTS	AVG
2022-23	USC	18-0	124/6.9	12-32	.375	1-4	.250	4-8	.500	9	20	29	1.6	11-0	12	8	1	4	29	1.6
2023-24	USC	1-1	13/12.9	2-3	.667	0-0	.000	3-3	1.000	0	1	1	1.0	1-0	2	1	2	0	7	7.0
TOTAL		19-1	137/7.2	14-35	.400	1-4	.250	7-11	.636	9	21	30	1.6	12-0	14	9	3	4	36	1.9

Single Game Highs

Statistic	Value	
Points	10	vs Charleston So. 12/18/22
Rebounds	7	vs Charleston So. 12/18/22
Assists	2	4 times
Steals	2	vs Charleston So. 12/18/22
Blocks	2	vs Notre Dame 11/06/23
FG Made	4	vs Charleston So. 12/18/22
FG Attempts	9	vs Charleston So. 12/18/22
3FG Made	1	vs Charleston So. 12/18/22
3FG Attempts	1	4 times
FT Made	3	vs Notre Dame 11/06/23
FT Attempts	3	vs Notre Dame 11/06/23



South Carolina Women's Basketball
Individual Career Summaries
All games

Page 5/6
as of Nov 07, 2023

PAOPAO, Te-hina

SEASON	TEAM	GP-GS	MIN/AVG	Field Goals		3-Point		F-Throws		Rebounds				Scoring						
				FG-FGA	FG%	3FG-3FGA	3FG%	FT-FTA	FT%	OFF	DEF	TOT	AVG	PF-FO	A	TO	BLK	STL	PTS	AVG
2020-21	Oregon	19-19	540/28.4	78-180	.433	30-76	.395	8-10	.800	14	47	61	3.2	27-0	84	35	5	27	194	10.2
2021-22	Oregon	23-22	752/32.7	118-305	.387	36-120	.300	40-46	.870	21	71	92	4.0	29-0	76	46	3	25	312	13.6
2022-23	Oregon	35-35	1139/32.5	166-377	.440	81-191	.424	44-50	.880	38	110	148	4.2	36-0	117	64	11	45	457	13.1
2023-24	USC	1-1	27/27.5	6-10	.600	2-4	.500	0-0	.000	0	3	3	3.0	1-0	6	1	0	3	14	14.0
TOTAL FOR USC		1-1	27/27.5	6-10	.600	2-4	.500	0-0	.000	0	3	3	3.0	1-0	6	1	0	3	14	14.0
TOTAL		78-77	2458/31.5	368-872	.422	149-391	.381	92-106	.868	73	231	304	3.9	93-0	283	146	19	100	977	12.5

Single Game Highs

Statistic	Value	
Points	28	vs Stanford 03/02/23
Rebounds	9	vs Stanford 02/15/21
Assists	10	vs San Diego 03/23/23
Steals	4	vs Seattle U 11/28/20, vs Seattle U 11/12/22
Blocks	2	vs Washington 01/24/21, vs Arkansas 12/20/22, vs Utah 02/05/23
FG Made	9	at Oregon St. 12/13/20, vs North Dakota St. 03/17/23
FG Attempts	21	at Oregon St. 02/11/22
3FG Made	7	vs Arizona St. 02/25/23, vs Stanford 03/02/23
3FG Attempts	11	vs North Carolina 11/24/22
FT Made	6	vs Arizona 01/15/22, at Oregon St. 02/11/22
FT Attempts	6	vs Arizona 01/15/22, at Oregon St. 02/11/22

WALKER, Sakima

SEASON	TEAM	GP-GS	MIN/AVG	Field Goals		3-Point		F-Throws		Rebounds				Scoring						
				FG-FGA	FG%	3FG-3FGA	3FG%	FT-FTA	FT%	OFF	DEF	TOT	AVG	PF-FO	A	TO	BLK	STL	PTS	AVG
2020-21	RU	15-0	144/9.6	20-27	.741	0-0	.000	9-13	.692	14	17	31	2.1	16-0	4	16	5	4	49	3.3
2021-22	RU	17-2	199/11.7	35-71	.493	0-0	.000	10-21	.476	17	31	48	2.8	10-0	2	14	9	14	80	4.7
2023-24	USC	1-0	9/8.6	0-1	.000	0-0	.000	0-0	.000	0	1	1	1.0	1-0	0	2	0	0	0	0.0
TOTAL FOR USC		1-0	9/8.6	0-1	.000	0-0	.000	0-0	.000	0	1	1	1.0	1-0	0	2	0	0	0	0.0
TOTAL		33-2	352/10.7	55-99	.556	0-0	.000	19-34	.559	31	49	80	2.4	27-0	6	32	14	18	129	3.9

Single Game Highs

Statistic	Value	
Points	13	vs Wagner 12/18/21
Rebounds	8	vs Sacred Heart 12/20/20
Assists	2	vs Hampton 12/18/20
Steals	3	vs Saint Peter's 11/09/21, at Penn St. 12/09/21, vs Central Conn. St. 12/14/21
Blocks	3	vs Hampton 12/18/20
FG Made	5	4 times
FG Attempts	10	at Penn St. 12/09/21
FT Made	3	vs Wagner 12/18/21
FT Attempts	5	vs Central Conn. St. 12/14/21



South Carolina Women's Basketball
Individual Career Summaries
All games

Page 6/6
as of Nov 07, 2023

WATKINS, Ashlyn

				Field Goals		3-Point		F-Throws		Rebounds								Scoring		
SEASON	TEAM	GP-GS	MIN/AVG	FG-FGA	FG%	3FG-3FGA	3FG%	FT-FTA	FT%	OFF	DEF	TOT	AVG	PF-FO	A	TO	BLK	STL	PTS	AVG
2022-23	USC	32-0	342/10.7	67-119	.563	1-3	.333	23-49	.469	41	58	99	3.1	31-0	14	28	25	22	158	4.9
2023-24	USC	1-0	18/17.8	3-4	.750	0-0	.000	1-1	1.000	1	4	5	5.0	3-0	2	1	4	0	7	7.0
TOTAL		33-0	360/10.9	70-123	.569	1-3	.333	24-50	.480	42	62	104	3.2	34-0	16	29	29	22	165	5.0

Single Game Highs

Statistic	Value	
Points	16	vs Coastal Carolina 12/21/22
Rebounds	11	at Cal Poly 11/22/22
Assists	3	vs Coastal Carolina 12/21/22
Steals	3	at Clemson 11/17/22
Blocks	4	vs Notre Dame 11/06/23
FG Made	7	vs Hampton 11/27/22, vs Coastal Carolina 12/21/22
FG Attempts	12	vs Coastal Carolina 12/21/22
3FG Made	1	at Clemson 11/17/22
3FG Attempts	1	at Clemson 11/17/22, vs Ole Miss 03/04/23, vs South Fla. 03/19/23
FT Made	5	vs Missouri 01/15/23
FT Attempts	6	vs Missouri 01/15/23, vs Florida 02/16/23



**2023-24 South Carolina Women's Basketball
Combined Team Statistics
All games**

Page 1/1
as of Nov 07, 2023

Game Records

Record	Overall	Home	Away	Neutral
ALL GAMES	1-0	0-0	0-0	1-0
CONFERENCE	0-0	0-0	0-0	0-0
NON-CONFERENCE	1-0	0-0	0-0	1-0

Score by Periods

Team	1st	2nd	3rd	4th	OT	TOT
South Carolina	24	24	26	26	0	100
Opponents	25	8	16	22	0	71

Team Box Score

No.	Player				Total		3-Point		F-Throw		Rebounds											
		GP-GS	MIN	AVG	FG-FGA	FG%	3FG-3FGA	3FG%	FT-FTA	FT%	OFF	DEF	TOT	AVG	PF	DQ	A	TO	BLK	STL	PTS	AVG
10	CARDOSO, Kamilla	1-1	24:22	24.4	9-14	.643	0-0	.000	2-3	.667	6	9	15	15.0	2	0	1	2	4	0	20	20.0
12	FULWILEY, MiLaysia	1-0	25:57	26.0	8-14	.571	1-4	.250	0-2	.000	0	1	1	1.0	2	0	6	1	1	6	17	17.0
0	PAOPAO, Te-Hina	1-1	27:28	27.5	6-10	.600	2-4	.500	0-0	.000	0	3	3	3.0	1	0	6	1	0	3	14	14.0
20	FEAGIN, Sania	1-0	13:56	13.9	6-9	.667	0-0	.000	0-0	.000	3	1	4	4.0	2	0	0	2	0	0	12	12.0
25	JOHNSON, Raven	1-1	22:02	22.0	5-10	.500	1-3	.333	0-0	.000	0	2	2	2.0	3	0	7	2	0	1	11	11.0
21	KITTS, Chloe	1-1	12:55	12.9	2-3	.667	0-0	.000	3-3	1.000	0	1	1	1.0	1	0	2	1	2	0	7	7.0
23	HALL, Bree	1-1	26:25	26.4	2-8	.250	1-4	.250	2-2	1.000	1	2	3	3.0	0	0	1	0	0	0	7	7.0
2	WATKINS, Ashlyn	1-0	17:49	17.8	3-4	.750	0-0	.000	1-1	1.000	1	4	5	5.0	3	0	2	1	4	0	7	7.0
24	JAH, Sahnnya	1-0	08:02	8.0	2-4	.500	0-0	.000	0-0	.000	2	3	5	5.0	2	0	2	1	0	1	4	4.0
5	JOHNSON, Tessa	1-0	12:28	12.5	0-2	.000	0-1	.000	1-2	.500	0	0	0	0.0	1	0	2	1	0	1	1	1.0
35	WALKER, Sakima	1-0	08:35	8.6	0-1	.000	0-0	.000	0-0	.000	0	1	1	1.0	1	0	0	2	0	0	0	0.0
Team											3	4	7									
Total		1	200		43-79	.544	5-16	.313	9-13	.692	16	31	47	47.0	18	0	29	14	11	12	100	100.0
Opponents		1	200		25-76	.329	6-20	.300	15-21	.714	21	23	44	44.0	19	0	12	18	4	9	71	71.0

Team Statistics

	USC	OPP
Scoring	100	71
Points per game	100.0	71.0
Scoring margin	+29.0	-
Field goals-att	43-79	25-76
Field goal pct	.544	.329
3 point fg-att	5-16	6-20
3-point FG pct	.313	.300
3-pt FG made per game	5.0	6.0
Free throws-att	9-13	15-21
Free throw pct	.692	.714
F-Throws made per game	9.0	15.0
Rebounds	47	44
Rebounds per game	47.0	44.0
Rebounding margin	+3.0	-
Assists	29	12
Assists per game	29.0	12.0
Turnovers	14	18
Turnovers per game	14.0	18.0
Turnover margin	+4.0	-
Assist/turnover ratio	2.1	0.7
Steals	12	9
Steals per game	12.0	9.0
Blocks	11	4
Blocks per game	11.0	4.0
Winning streak	1	-
Home win streak	0	-
Attendance	0	0
Home games-Avg/Game	0-0	0-0
Neutral site-Avg/Game	-	1-3203

Team Results

Date	Opponent		Score	Att.
11/06/2023	vs Notre Dame	W	100-71	3203