

<< 2023-24 SOUTH CAROLINA MEN'S BASKETBALL >>

2023-24 SCHEDULE

OVERALL: 5-0 | SEC: 0-0

HOME: 2-0 | AWAY: 0-0 | NEUTRAL: 3-0 | NET: N/A

NOVEMBER

1	-/-	Wofford (exhibition)	W, 60-57
6	-/-	USC Upstate	W, 82-59
10	-/-	vs. Virginia Tech ^	W, 79-77
13	-/-	VMI % (unbracketed game)	W, 74-64
17	-/-	vs. DePaul %	W, 73-68
19	-/-	vs. Grand Canyon/San Francisco %	W, 75-68
28	-/-	Notre Dame \$	7 p.m., SECN

DECEMBER

1	-/-	George Washington	7 p.m., SECN+
6	-/-	at Clemson	8 p.m., ACCN
9	-/-	at East Carolina	12 p.m., ESPNU
16	-/-	Charleston Southern	6 p.m., SECN+
19	-/-	Winthrop	7 p.m., SECN+
22	-/-	Elon	6 p.m., SECN
30	-/-	Florida A&M	TBA, SECN+

JANUARY

6	-/-	Mississippi State*	12 p.m., CBS
9	#17/15	at Alabama*	7 p.m., SECN
13	-/-	at Missouri*	3:30 p.m., SECN
16	-/-	Georgia*	9 p.m., ESPNU
20	#20/NR	at Arkansas*	1 p.m., SECN
23	#16/16	Kentucky*	7 p.m., SECN
27	-/-	Missouri*	1 p.m., SECN
30	#7/8	at Tennessee*	6:30 p.m., SECN

FEBRUARY

3	-/-	at Georgia*	1 p.m., SECN
6	-/-	Ole Miss*	6:30 p.m., SECN
10	-/-	Vanderbilt*	1 p.m., SECN
14	-/-	at Auburn*	8:30 p.m., SECN
17	-/-	LSU*	3:30 p.m., SECN
24	-/-	at Ole Miss*	3:30 p.m., SECN
28	#12/13	at Texas A&M*	8:30 p.m., SECN

MARCH

2	-/-	Florida*	3:30 p.m. • SECN
6	#7/8	Tennessee*	7 p.m. • ESPN2
9	-/-	at Mississippi State	2:30 p.m. • SECN
13-17	-/-	SEC Tournament &	TBA
21-22	-/-	NCAA Tournament First Round =	TBA
22-23	-/-	NCAA Tournament Second Round =	TBA
28-29	-/-	Regional Semifinal - Sweet 16 #	TBA
30-31	-/-	Regional Final - Elite 8 #	TBA

APRIL

6-8	-/-	Final Four /	TBA
-----	-----	--------------	-----

All home games in bold | All times listed Eastern | SECN+ - SEC Network + | SECN - SEC Network | CBSN - CBS Sports Network | * indicates SEC contest | ^ - Hall of Fame Series (Charlotte, N.C.) | % - Arizona Tipoff (Glendale, Ariz.) | \$ - ACC/SEC Challenge | & - SEC Tournament (Nashville, Tenn.) | - NCAA Tournament First and Second Rounds (various sites) | # - NCAA Regionals (various sites) | / - Final Four (Phoenix, Ariz.) | ** rankings listed are at time of game

PROBABLE GAMECOCK STARTERS

#	Name	Ht.	Wt.	Cl.	Hometown	PPG	RPG	APG	Misc.
55	Ta'Lon Cooper	6-4	200	Gr.	Roebuck, S.C.	9.0	3.4	5.4	1,000+ points/600+ assists at Minnesota/Morehead State
5	Meechie Johnson	6-2	184	Jr.	Cleveland, Ohio	14.4	4.4	2.2	Made 70 3s last year and led team with 3.6 assists per game
10	Myles Stute	6-6	209	Jr.	Washington, D.C.	12.0	4.6	1.2	Led SEC in 3-point FG% in 21-22 at 43.2%; has made 153 3s last 2 seasons
4	Stephen Clark	6-8	208	Gr.	Charlotte, N.C.	4.2	1.8	1.6	1,038 points in 109 games (88 starts) at The Citadel
2	B.J. Mack	6-8	270	Gr.	Charlotte, N.C.	16.0	5.2	1.0	Averaged 14.1 points in 85 games at Wofford (69 starts)

* indicates team leader



5-0, 0-0 SEC SOUTH CAROLINA

VS.



3-2, 0-0 ACC NOTRE DAME

HEAD COACH: Lamont Paris

(Wooster, '96; Indiana State, '00)

AT CAROLINA: 16-21 (2nd season)

CAREER: 103-93 (7th season)

VS. NOTRE DAME: 0-0

TOP SCORER: Mack (16.0 ppg)

TOP REBOUNDER: Mack (5.2 rpg)

TOP ASSIST MAKER: Cooper (5.4 apg)

TOP SHOT BLOCKER: Clark (0.8 bpg)

TOP STEALS LEADER: Davis (1.3 spg)

COMMUNICATIONS/PR: Michael DeBates

TWITTER UPDATES: @GamecockMBB

HEAD COACH: Micah Shrewsberry Hanover

College, '99)

AT NOTRE DAME: 3-2 (1st season)

CAREER: 40-33 (4th season)

VS. CAROLINA: 0-0

TOP SCORER: Burton (18.0 ppg)

TOP REBOUNDER: Konieczny (5.8 rpg)

TOP ASSIST MAKER: Burton (2.8 apg)

TOP SHOT BLOCKER: Booth (1.0 bpg)

TOP STEALS LEADER: Roper II (1.2 spg)

COMMUNICATIONS/PR: Josh Bates

TIPOFF NOTABLES

> **A New Chapter** of Gamecock Men's Basketball is underway with second-year head coach Lamont Paris this season. Paris, who has been a part of nine NCAA Division I Tournaments and 17 twenty-win seasons as a college head and assistant coach, was named the University of South Carolina's 33rd head coach by Director of Athletics Ray Tanner on Thursday, March 24, 2022.

> This year's team features a crop of four experienced transfers in Stephen Clark (The Citadel), Ta'Lon Cooper (Minnesota), B.J. Mack (Wofford) and Myles Stute (Vanderbilt). Zachary Davis, Josh Gray, Meechie Johnson and Jacobi Wright all return as Carolina will have an experienced group on the hardwood this season. The team's four transfers have played 430 combined career games.

ASSOCIATE DIRECTOR

COMMUNICATIONS & PUBLIC RELATIONS:

MICHAEL DeBATES // MDEBATES@MAILBOX.SC.EDU

CELL: 712-348-5863 // TWITTER: @MDEBATES

CAROLINA MEN'S BASKETBALL ON SOCIAL MEDIA:

#GAMECOCKS // #FOREVERTOTHEE

TWITTER AND INSTAGRAM: @GAMECOCKMBB

FACEBOOK: /GAMECOCKMBB

ON THE WEB: GAMECOCKSONLINE.COM

GAME 6

VENUE: Colonial Life Arena

BROADCAST: SEC Network

PLAY-BY-PLAY: Tom Hart

ANALYST: Dane Bradshaw

RADIO: Gamecock Radio Network

IN COLUMBIA: 107.5 The Game

PLAY-BY-PLAY: Derek Scott

ANALYST: Casey Manning

SIRIUSXM: 106 or 190 | SKM APP: 961

WATCH: espn.com/watch

LIVE STATS: GamecocksOnline.com

SERIES: 10-5, ND leads

HOME: 4-3, ND leads

SERIES TREND: Gamecocks won last meeting on home floor but Irish won five straight from 1979-83

LAST MEETING: 52-42 Gamecock victory on Feb. 4, 1984 at Carolina Coliseum

NUMBERS OF NOTE

430 - The Gamecocks four transfers (Clark, Cooper, Mack and Stute) have played a combined 430 games at the Division I level with 299 starts across the quartet of players.

3rd - The entire team's 480 combined Division I starts ranks third in the SEC behind only Mississippi State (514) and Texas A&M (502).

9th - Ta'Lon Cooper is 9th in the country in assist-to-turnover ratio thru five games with 27 assists against just four turnovers.

50.0% - The Gamecocks have shot 50.0 percent or higher in three of the team's five wins this season (only happened once at Missouri in 2022-23).

55.5% - The team's 55.5% effective FG percentage is 33rd nationally via KenPom compared to 46.9% last season (327th in nation).


18 - team had a season-high 18 assists in its Arizona Tip-Off title game win over Grand Canyon (Nov. 19), second most in LP era at SC

COMING UP NEXT

> The Gamecocks remain home for a Friday night matchup with George Washington at 7 p.m. (ET) on SEC Network+. Dave Weinstein and John Williams will be on the call.

2023-24 SOUTH CAROLINA BASKETBALL BROADCAST SPOT CHART


- projected starters shaded in gray ; projected starters based on previous game
 - * career high reached this season

0  **Ebrima Dibba** *Ee-BRIME-uh DEEB-ah*
 RSR. - G - 6-5 - 214 - BREDANG, SWEDEN // COASTAL CAROLINA

	MIN	PTS	REB	AST	FG%	3FG%	FT%
23-24	2.8	0.0	0.0	1.0	0.0	0.0	-
Career	31.9	8.1	4.7	5.1	44.9	32.2	79.0

Career Highs: 19 points, 10 rebounds, 12 assists, 6 steals


- Back and ready to contribute after missing the entire 2022-23 season with an Achilles injury suffered in summer workouts
- Played in 90 career games at Coastal Carolina (2018-22)
- Averaged 8.2 points, 5.2 assists and 4.8 rebounds per game over his four seasons as a Chant
- Standout student and was named to President's List (4.0 GPA) while at Coastal in 2021

1  **Jacobi Wright**
 JR. - G - 6-2 - 182 - FORT MILL, S.C. // LEGACY EARLY COLLEGE

	MIN	PTS	REB	AST	FG%	3FG%	FT%
23-24	23.8	9.2	2.2	1.8	54.8	57.1	88.9
Career	22.7	5.7	1.9	1.8	38.5	33.1	74.5

Career Highs: 18 points, 6 rebounds, 6 assists, 2 steals, 1 block


- Became key contributor in sophomore campaign in 2022-23, playing in 32 games with 15 starts including the final nine games of the season
- Averaged 7.3 points, 2.1 rebounds and 1.8 assists per game ; scored in double figures nine times and dished out three or more assists on 10 occasions
- Scored 18 points at LSU (Feb. 18) and 17 points at Ole Miss (Feb. 11), leading team to pair of road wins last season in SEC play

2  **B.J. Mack**
 GR. - F - 6-8 - 270 - CHARLOTTE, N.C. // WOFFORD

	MIN	PTS	REB	AST	FG%	3FG%	FT%
23-24	23.4	16.0	5.2	1.0	50.9	39.1	89.5
Career	23.4	12.1	4.5	1.2	50.4	36.1	82.6

Career Highs: 28 points, 13 rebounds*, 6 assists, 3 steals, 2 blocks


- In 85 games played (69 starts) in three seasons at Wofford (2020-23), Mack averaged 14.1 points, 5.2 rebounds and 1.5 assists per game
- Started all 32 games in 2022-23 and averaged 16.6 points, 5.6 rebounds and 1.4 assists per game
- Started all 32 games again in 2021-22, averaging 16.5 points, 6.1 rebounds and 2.2 assists per game ; shot 53.6 percent (199-of-371) from the field and 44.8 percent from 3 (39-of-87)

4  **Stephen Clark**
 GR. - F - 6-8 - 208 - CHARLOTTE, N.C. // THE CITADEL

	MIN	PTS	REB	BLK	FG%	3FG%	FT%
23-24	14.2	4.2	1.8	0.8	58.8	50.0	-
Career	26.9	9.3	4.9	1.7	52.3	23.1	60.9

Career Highs: 28 points, 15 rebounds, 8 assists, 6 blocks, 4 steals


- Played in 109 games, making 88 starts in four seasons at The Citadel (2019-23) ; had 48 career games in double figures
- Averaged 9.5 points, 5.1 rebounds, 2.6 assists and 1.8 blocks per game ; scored 1,038 career points for the Bulldogs
- Shot 52.1 percent from the field for his career (428-of-821) ; had the best season of his career as a senior in 2022-23, averaging 16.3 points, 6.5 rebounds, 2.8 assists and 1.8 blocks per game

5  **Meechie Johnson**
 JR. - G - 6-2 - 184 - CLEVELAND, OHIO // OHIO STATE

	MIN	PTS	REB	AST	FG%	3FG%	FT%
23-24	27.3	14.4	4.4	2.2	43.6	27.3	64.3
Career	21.8	7.5	2.3	2.0	35.8	32.8	70.5

Career Highs: 26 points, 8 assists, 7 rebounds, 4 steals, 1 block


- Played in 30 games, making 29 starts in first season on campus in 2022-23 ; was team's second leading scorer, averaging 12.7 points per game ; led the Gamecocks averaging 3.6 assists per contest, which ranked eighth in the SEC
- Scored in double figures 20 times with four 20-point performances (team 3-1 in those games) ; had 15 games with four or more assists
- Only player on the team to start all 18 SEC games and led the team in scoring (13.7 ppg) and assists (3.5 apg)
- Shot 32.7 percent (70-of-214) and was one of eight players in the SEC to make 70 3s on the year ; had 11 games with three or more makes from behind the arc

10  **Myles Stute** *STEW-tee*
 JR. - G - 6-6 - 209 - WASHINGTON, D.C. // VANDERBILT

	MIN	PTS	REB	AST	FG%	3FG%	FT%
23-24	27.4	12.0	4.6	1.2	51.2	50.0	66.7
Career	22.8	7.6	3.8	0.5	38.8	38.4	69.6

Career Highs: 22 points, 11 rebounds, 3 assists*, 4 steals, 2 blocks


- Played in 91 games in three seasons at Vanderbilt (2020-23), making 59 starts ; averaged 7.4 points and 3.7 rebounds per game in 22.6 minutes per contest
- Logged the best season of his career to date in 2022-23, averaging 8.4 points and 4.6 rebounds in 34 games (26 starts) ; his 74 made 3s were T-6th most in the league with Kentucky's Antonio Reeves
- Was 78-of-183 from deep as a junior in 2021-22, leading the SEC in 3-point field goal percentage ; averaged 8.3 points and 3.7 rebounds and tied the single-season school record for games played at 36 ; was one of just two players on the team to play in all 36 contests

12  **Zachary Davis**
 SO. - G - 6-7 - 194 - ORANGEBURG, S.C. // DENMARK-OLAR

	MIN	PTS	REB	AST	FG%	3FG%	FT%
23-24	17.5	4.8	2.8	0.3	43.8	42.9	50.0
Career	14.4	2.5	2.3	0.7	39.3	21.4	62.5

Career Highs: 13 points, 6 rebounds, 3 steals*, 2 assists, 2 blocks

- Appeared in 30 games making a pair of starts in 2022-23 ; averaged 2.2 points, 2.2 rebounds and 0.7 assists per game while shooting 38.2 percent (26-of-68) from the floor
- Led team with eight rebounds and three steals in season-opening 82-53 win over USC Upstate on Nov. 6 at CLA
- Had career high 13 points in first SEC start vs. Texas A&M (1/14/23)

14  **Eli Sparkman**
 SO. - G - 6-0 - 160 - CLEVELAND, TENN. // BAYLOR SCHOOL

	MIN	PTS	REB	AST	FG%	3FG%	FT%
23-24	9.0	2.0	2.0	0.0	33.3	0.0	100
Career	6.6	1.5	0.9	0.2	46.2	50.0	100

Career Highs: 6 points, 3 rebounds*, 1 assist, 1 steal


- Joined the Gamecocks as a walk-on prior to the start of the academic year in 2022-23
- Appeared in 12 games (eight in SEC play) off the bench, averaging 1.4 points in 6.2 minutes per game ; 15 of his 17 points came from behind the arc ; also logged three assists and three steals
- Made a 3-pointer in four of the team's final five games of the season
- Played season-high 11 minutes at Mississippi State (Feb. 28) and knocked down a pair of 3s for a season-high six points

15  **Morris Ugusuk** *OOO-Gah-suk*
 FR. - G - 6-4 - 160 - HELSINKI, FINLAND // DRIVE BASKETBALL ACADEMY

	MIN	PTS	REB	AST	FG%	3FG%	FT%
23-24	15.8	2.0	1.0	1.2	26.7	28.6	0.0

Season Highs: 5 points*, 2 rebounds*, 3 assists*, 2 steals*, 1 block*


- Talented first-year player who expects to play a big role off the bench this season
- Averaged 17.2 points, 5.3 assists, 4.3 rebounds and 2.2 steals per game in final season playing for Drive Basketball Academy
- Represented his home country at the 2022 FIBA U18 European Championship ; averaged 9.1 points, 3.1 rebounds, 2.9 assists and 1.7 steals per game in the tournament ; was efficient as he played just 19.7 minutes per game in seven appearances helping Finland to a third-place finish

30  **Collin Murray-Boyles**
 FR. - F - 6-7 - 231 - COLUMBIA, S.C. // WASATCH ACADEMY (UTAH)

	MIN	PTS	REB	BLK	FG%	3FG%	FT%
23-24	-	-	-	-	-	-	-

out indefinitely due to mononucleosis
 Season Highs:


- Consensus four-star recruit and top player in the state, ranked No. 64 in final ESPN Top-100, No. 89 in 247Sports rankings and No. 104 by On3
- Played his senior year at Wasatch Academy, which is a part of the newly formed National Interscholastic Basketball Conference (NIBC), a league that features that top high school programs in the nation ; led the team averaging 15.0 points, 8.8 rebounds, 2.1 assists, 1.8 blocks and 1.0 steals per game
- 2022 4A Player of the Year in South Carolina after averaging 18.3 points 11.4 rebounds per game at AC Flora ; helped lead the Falcons to a 24-7 record and an appearance in the state title game

31  **Benjamin Bosmans-Verdonk** *BOSE-mans-ver-DONK*
 RSR. - F - 6-9 - 238 - LOMMEL, BELGIUM // ILLINOIS

	MIN	PTS	REB	BLK	FG%	3FG%	FT%
23-24	11.8	2.2	4.4	0.0	62.5	-	50.0
Career	10.2	1.6	2.4	0.1	43.0	0.0	50.0

Career Highs: 8 points, 10 rebounds, 6 assists, 2 block, 2 steals


- Appeared in 31 games, making 14 starts in first season in Garnet & Black ; averaged 1.9 points, 3.1 rebounds and 1.1 assists per game
- Matched career high in points (8) and steals (2) in victory over USC Upstate (Nov. 25) ; logged season highs in rebounds (7) and assists (4) as well in the game
- Second year law school student ; was on the Dean's List both semesters first year on campus

33  **Josh Gray**
 SR. - F - 7-0 - 265 - BROOKLYN, N.Y. // LSU

	MIN	PTS	REB	BLK	FG%	3FG%	FT%
23-24	8.7	3.8	4.0	0.5	44.4	-	46.7
Career	12.5	3.3	4.5	0.7	51.1	0.0	42.6

Career Highs: 20 points, 14 rebounds, 3 blocks, 2 assists, 2 steals

- Played in all 32 games on 2022-23, making 15 starts (all in SEC play) ; averaged 4.3 points and 6.3 rebounds (led the team) in 16.8 minutes per gam ; his 27 blocks (0.8 per game average), 22 dunks and 51.2 field goal percentage (44-of-86) also led the team ; averaged 5.8 points and 7.9 rebounds per game in SEC play
- Logged double-digit rebounds on eight different occasions, seven of which came in conference action ; scored in double-figures a career-best three times
- Had best game of his career with 20 points and 14 rebounds vs. Arkansas (Feb. 4)

55  **Ta'Lon Cooper** *TUH-Ion*
 GR. - G - 6-4 - 200 - ROEBUCK, S.C. // MINNESOTA

	MIN	PTS	REB	AST	FG%	3FG%	FT%
23-24	30.8	9.0	3.4	5.5	48.5	42.9	70.0
Career	30.9	8.6	3.4	4.8	41.4	37.2	66.2

Career Highs: 20 points, 11 rebounds, 12 assists, 5 steals, 4 blocks

- 1,105 career points ; led the team in blowout victory night one against USC Upstate (Nov. 6) with 15 points, seven rebounds and three assists
- Enters Monday's game T-4th on the NCAA active leaders for career assists list with 613
- Spent the 2022-23 season at Minnesota after three years at Morehead State ; served as team captain starting all 30 games for the Gophers ; averaged 9.9 points (third on team) and 6.3 assists per game (led team) ; his 196 assists were 12th in the country and his assist per game average was seventh nationally

STAT COMPARISON

	CAROLINA	ND	NCAA Rank
Record	5-0	3-2	1/152
Conference Record	-	-	-
Current Streak	W5	W2	-
Scoring Avg.	76.6	66.2	161/311
Opponent Scoring Avg.	66.0	67.2	86/119
Scoring Margin	+10.6	-1.0	104/245
Field Goal %	48.2	42.8	59/245
Opponent Field Goal %	41.5	41.0	151/127
3-Point Field Goal %	39.4	28.1	26/309
Opponent 3-Point Field Goal %	28.9	34.3	88/247
3-Point Field Goals Made PG	8.2	6.8	107/222
3-Point Field Goal Attempts PG	20.8	24.2	224/110
Free Throw %	68.6	73.6	227/88
Opponent Free Throw %	73.1	74.7	-
Rebounding Avg.	36.0	36.2	217/210
Opponent Rebounding Avg.	29.8	35.6	-
Rebounding Margin	+6.2	+0.6	75/209
Turnovers Avg.	12.2	13.0	161/202
Opponent Turnover Avg.	11.6	11.0	-
Assists Avg.	15.2	11.9	87/256
Blocks Avg.	2.6	2.6	269/269
Steals Avg.	5.6	5.2	279/305

NCAA stats games through games played Nov. 25

INTERVIEW POLICIES

All interview requests must be made in advance to Associate Director Michael DeBates in the South Carolina Athletics Communications and Public Relations Office.

Post-Game Interview Policy: After each home game, the South Carolina student-athletes will address the media first, then head coach Lamont Paris. Visiting team press conferences may be conducted via Zoom. Each team will provide a link to its own press conference. There may be exceptions in which the visiting head coach will come to the media room for an in-person press conference. (Depending on deadline, this may be altered on a game-by-game basis).

Road Interview Policy: Interviews with coach Paris and Gamecock student-athletes while on the road will be scheduled according to the home/event post-game media procedure (non-conference play).

All interviews are to be coordinated through the Communications and Public Relations Office. This allows the staff to arrange the interview when it best suits the student-athlete's and the reporter's schedules. Please contact the Communications and Public Relations Office in advance to make your interview requests. Media are not permitted to contact student-athletes on their own at any time.

All interviews will take place at the designated media interview site for that day as listed in the weekly availability schedule.

Dormitory, apartment and cell phone numbers for student-athletes will not be provided to the media. Should you need to conduct a telephone interview with a student-athlete, a call will be placed to you from the student-athlete at a mutually agreeable time.

SOUTH CAROLINA MEDIA RELATIONS

Michael DeBates, primary contact
Associate Director
cell: 712-348-5863
e-mail: mdebates@mailbox.sc.edu
Twitter: @mdebates

SOUTH CAROLINA MEN'S BASKETBALL ONLINE

Website: www.GamecocksOnline.com/sports/mens-basketball
Facebook: www.Facebook.com/GamecockMBB
Twitter: @GamecockMBB
Instagram: @GamecockMBB

NOTABLE NUMBERS

3RD & 5TH

> South Carolina ranks third and fifth in the SEC in total Division I starts (480) and games played (836) on its roster heading into the 2023-24 season.

7

> Lamont Paris was a part of the Wisconsin coaching staff that made seven straight appearances in the NCAA Tournament. Included in that stretch was a National Championship Game appearance (2015), Final Four (2014) and four Sweet 16s (2011-12, 2016-17).

.895

> Since his first season as head coach at Chattanooga in 2017-18, Paris' teams are 34-4 when scoring 80 or more points, good for a .895 win percentage.

100 WINS

> Paris picked up his 100th career victory with the team's 79-77 win over Virginia Tech (Nov. 10). It was also his first career win over Mike Young as the two faced off multiple times in the SoCon while at Chattanooga and Wofford.

A SOUTH CAROLINA WIN WOULD ...

- Extend Carolina's record to 6-0 for the first time since the 2016-17 Final Four season when the Gamecocks started the year 8-0.
- Be the first win over Notre Dame since a 52-42 Gamecock win at Carolina Coliseum on Feb. 4, 1984.

WE ARE THE CHAMPIONS

>B.J. Mack scored 21 of his 27 points in the second half of a 75-68 victory over Grand Canyon in the Arizona Tip-Off Cactus Division Championship Game (Nov. 19). The grad transfer was 4-of-7 from downtown and 9-for-9 at the free throw line en route to tournament MVP honors. He was joined on the all-tournament team by Meechie Johnson. Jacobi Wright came through in the clutch again off the bench for the Gamecocks with 10 points, including pivotal baskets with 46 seconds and 2:01 remaining. After nine turnovers in the first half, Carolina committed just one giveaway the final 20 minutes at Desert Diamond Arena.

MEECHIE WAS FEELIN' IT IN THE DESERT

>Meechie Johnson had his first 20-point outing of the season, helping lead the team to a 78-63 win over DePaul in the semifinals of the Arizona Tip-Off (Nov. 17). He had 18 of his 24 points in the first half and was also 7-of-10 from the floor in the game's opening 20 minutes. Zachary Davis was the only other player in double figures for Carolina with 10 points off the bench, his second career game in double figures.

BIG MACK ATTACK

>B.J. Mack had 17 points and matched a career high with 13 rebounds to lead the Gamecocks to a 10-point win over VMI (Nov. 13) in an unbracketed game, part of the Arizona Tip-Off. It was the big man's 8th career double-double. Ta'Lon Cooper had another seven assist, zero turnover night.

TOTAL TEAM EFFORT

>Five players scored in double figures for South Carolina in a big, 79-77 win over

Virginia Tech in the Hall of Fame Series in Charlotte on Nov. 10. B.J. Mack scored the game-winning bucket with 20 seconds to go. The hometown kid scored 15 of his 19 points in the second half, going 9-of-16. Myles Stute led the way 21 points thanks to 5-of-6 shooting from behind the arc. Jacobi Wright (12), Ta'Lon Cooper (12) and Meechie Johnson (11) also scored in double figures for Carolina who shot a sizzling 56.4 percent (31-of-55) from the floor. The Gamecocks were also 10-of-21 (47.6 percent) from behind the 3-point arc. Cooper had seven assists and zero turnovers in 31 minutes of action. It was head coach Lamont Paris' 100th career win as head coach.

MAKING IT RAIN

>South Carolina started the season with an emphatic 82-53 victory over USC Upstate on Nov. 6. It was the largest margin of victory in a season-opening win since the team defeated Longwood, 82-44 (38 points), on Nov. 9, 2013. The Gamecocks shot 52.7 percent (29-of-55) from the field and 54.5 percent (12-of-22) from downtown. The team made double-digit 3s on seven occasions last season, posting a 5-2 record in those games. Ta'Lon Cooper and Meechie Johnson led all scorers with 15 each. B.J. Mack had 13 and Myles Stute had 10. Zachary Davis was a spark off the bench with a team-high eight rebounds and three steals.

COMEBACK KIDS

>South Carolina erased a 17-point half-time deficit in a 60-57 charity exhibition win over Wofford on Nov. 1. After a rough first half shooting the ball, the Gamecocks shot 42.9 percent (12-of-28) and 44.4 percent (8-of-18) from behind the arc. B.J. Mack led all Carolina players with 14 points, adding seven rebounds and three

CAROLINA BENCH PRODUCTION

GAME	SC-OPP	DIFF.	SC HIGH BENCH SCORER
USC Upstate	25-13	+12	J. Wright, 9
vs. Virginia Tech	14-17	-3	J. Wright, 12
VMI	20-23	-3	J. Wright, 9
vs. DePaul	27-16	+11	Z. Davis, 10
vs. Grand Canyon	19-4	+15	J. Wright, 10
Notre Dame			
George Washington			
at Clemson			
at East Carolina			
Charleston Southern			
Winthrop			
Elon			
Florida A&M			
Miss. State			
at #24/24 Alabama			
at Mizzou			
Georgia			
at #14/14 Arkansas			
#16/16 Kentucky			
Mizzou			
at #9/10 Tennessee			
at Georgia			
Ole Miss			
Vanderbilt			
at Auburn			
LSU			
at Ole Miss			
at #15/19 A&M			
Florida			
#9/10 Tennessee			
at Miss. State			

CAROLINA SPECIALTY STATS

(PP) points in paint; (OT) points off turnovers; (2nd) second chance points; (FB) fast break points

(South Carolina-Opponent)

GAME	PP	OT	2ND	FB
USC Upstate	34-30	11-15	12-6	12-15
vs. Virginia Tech	36-36	7-11	12-7	0-6
VMI	32-30	14-10	12-6	14-2
vs. DePaul	30-36	13-14	13-8	6-6
vs. Grand Canyon	28-24	12-16	5-12	0-12
Notre Dame				
George Washington				
at Clemson				
at East Carolina				
Charleston Southern				
Winthrop				
Elon				
Florida A&M				
Miss. State				
at #24/24 Alabama				
at Mizzou				
Georgia				
at #14/14 Arkansas				
#16/16 Kentucky				
Mizzou				
at #9/10 Tennessee				
at Georgia				
Ole Miss				
Vanderbilt				
at Auburn				
LSU				
at Ole Miss				
at #15/19 A&M				
Florida				
#9/10 Tennessee				
at Miss. State				
SC Total	160	57	54	32
SC Average	32.0	11.4	10.8	6.4
Opp Total	156	66	39	41
Opp Average	31.2	13.2	7.8	8.2



SOUTHEASTERN CONFERENCE STANDINGS

As of Sunday, Nov. 26, 2023

Team	Conference	Overall
Ole Miss	-	5-0
Mississippi State	-	6-0
South Carolina	-	5-0
#12/13 Texas A&M	-	6-1
#17/15 Alabama	-	5-1
#16/16 Kentucky	-	5-1
Auburn	-	4-1
Missouri	-	5-2
Florida	-	4-2
LSU	-	4-2
#7/8 Tennessee	-	4-2
#20/NR Arkansas	-	4-3
Georgia	-	3-3
Vanderbilt	-	3-3

SCORES AND SCHEDULE IN THE SEC

Wednesday, November 22

Maui Invitational (Honolulu, HI)

#1 Kansas 69, #7 Tennessee 60

Ole Miss 77, at Temple 76

at Missouri 82, South Carolina St. 59

Battle4Atlantis (Paradise Island, Bahamas)

#20 Arkansas 77, Stanford 74 2ot

NIT Season Tip-Off (Brooklyn, NY)

Florida 86, Pittsburgh 71

Thursday, November 23

ESPN Events Invitational (Kissimmee, FL)

#15 Texas A&M 89, Penn St. 77

Battle4Atlantis (Paradise Island, Bahamas)

Memphis 84, #20 Arkansas 79

Vegas Showdown (Las Vegas, NV)

NC State 84, Vanderbilt 78

Friday, November 24

ESPN Events Invitational (Kissimmee, FL)

#19 FAU 96, #15 Texas A&M 89

Battle4Atlantis (Paradise Island, Bahamas)

#14 North Carolina 87, #20 Arkansas 72

at Mississippi St. 74, Nicholls St. 61

at Georgia 78, Winthrop 69

NIT Season Tip-Off (Brooklyn, NY)

#13 Baylor 95, Florida 91

Emerald Coast Classic (Niceville, FL)

Ohio St. 92, #17 Alabama 81

at #16 Kentucky 118, Marshall 82

at LSU 75, North Florida 63

Vegas Showdown (Las Vegas, NV)

Arizona St. 82, Vanderbilt 67

Saturday, November 25

at Missouri 78, Loyola Maryland 70

Emerald Coast Classic (Niceville, FL)

#17 Alabama 99, Oregon 91

Sunday, November 26

ESPN Events Invitational (Kissimmee, FL)

#15 Texas A&M 73, Iowa St. 69

All times listed Eastern Time

ASSOCIATED PRESS POLL

Week 3 (Nov. 20, 2023)

RK	TEAM	REC	PTS	TREND
1	Kansas (52)	3-0	1508	-
2	Purdue (5)	3-0	1440	-
3	Arizona (3)	5-0	1364	-
4	Marquette	3-0	1316	-
5	UConn (1)	4-0	1299	-
6	Houston	6-0	1191	-
7	Tennessee	3-0	1136	-
8	Creighton	4-0	1119	-
9	Duke	3-1	1084	-
10	Miami	5-0	920	↑2
11	Gonzaga	2-0	902	-
12	Texas A&M	4-0	867	↑1
13	Baylor	4-0	774	↑2
14	North Carolina	3-0	655	↑6
15	Texas	4-0	650	↑4
16	Kentucky	3-1	617	↑1
17	Alabama	4-0	516	↑5
18	Colorado	3-0	241	↑7
19	Florida Atlantic	2-1	229	↓9
20	Arkansas	3-1	224	↓6
21	Michigan State	3-2	222	↓3
22	James Madison	4-0	217	↑2
23	USC	3-1	165	↓7
24	Virginia	4-0	164	↑2
25	Mississippi State	5-0	163	↑1

Others receiving votes: Memphis 149, Illinois 138, BYU 138, San Diego State 77, UCLA 75, TCU 69, Iowa State 67, Villanova 44, Auburn 28, Clemson 12, Oklahoma 10, Princeton 10, Michigan 10, Liberty 7, South Carolina 3, Chattanooga 2, Nevada 1, Drake 1, Colorado State 1

Dropped from rankings: Villanova 21, Illinois 23

COACHES POLL TOP 25

Week 3 (Nov. 20, 2023)

RK	TEAM	REC	PTS	TREND
1	Kansas (25)	3-0	789	-
2	Purdue (5)	3-0	757	-
3	Arizona (2)	5-0	719	-
4	UConn	4-0	668	-
5	Marquette	3-0	664	-
6	Houston	6-0	651	-
7	Creighton	4-0	593	-
8	Tennessee	3-0	584	-
9	Duke	3-1	541	-
10	Gonzaga	2-0	470	↑2
11	Miami	5-0	469	-
12	Baylor	4-0	435	↑1
13	Texas A&M	4-0	432	↑2
14	North Carolina	3-0	321	↑4
15	Alabama	4-0	318	↑7
16	Kentucky	3-1	278	-
17	Texas	4-0	255	-
18	Virginia	4-0	162	↑7
19	Michigan State	3-2	160	-
20	Florida Atlantic	2-1	126	↓10
21	Colorado	3-0	119	↑5
22	Illinois	4-1	102	↑1
23	Memphis	3-0	101	↑3
24	UCLA	3-0	98	↑1
25	Mississippi State	5-0	89	↑1

Others receiving votes: Arkansas 83, USC 75, James Madison 60, Villanova 50, TCU 40, Iowa State 35, Clemson 30, San Diego State 30, Auburn 29, BYU 27, Nevada 12, Princeton 11, South Carolina 7, Oregon 2, Liberty 2, Kansas State 2, Florida 2, Iowa 1, NC State 1

Dropped from rankings: Arkansas 14, USC 20, Villanova 21, Saint Mary's 24

SERIES BREAKDOWN

> This is the first game between the two programs in nearly 40 years.
 > The two schools played every season from 1969 to 1984.
 > Carolina won the last meeting on its home floor, a 52-42 victory on Feb. 4, 1984 at Carolina Coliseum. Jimmy Foster led the way with 19 points and seven rebounds for the Gamecocks.

VS. NOTRE DAME (5-10)

H: 3-4 ; A: 1-6 ; N: 1-0

Last 10 matchups...

Feb. 4, 1984	H	W, 52-42
Feb. 5, 1983	A	L, 56-66
Feb. 20, 1982	H	L, 55-59
Jan. 31, 1981	A	L, 84-94
Feb. 16, 1980	H	L, 66-90
Jan. 20, 1979	A	L, 73-82
Feb. 18, 1978	H	W, 65-60
Feb. 12, 1977	A	L, 66-68
Feb. 21, 1976	H	L, 83-90
Feb. 8, 1975	A	L, 65-66 (OT)

Experience, Experience, EXPERIENCE

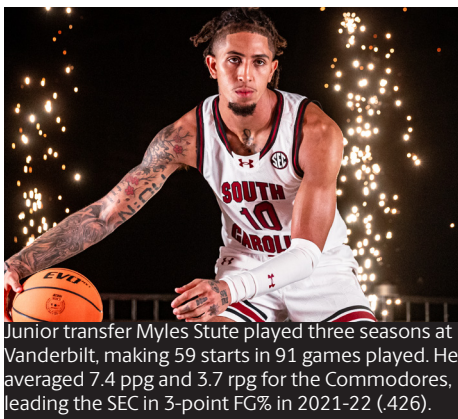
> Below is a table of total starts and games played by all players on rosters amongst SEC schools heading into the 2023-24 season.

GAMES PLAYED

1. Missouri - 997
2. Texas A&M - 940
3. Arkansas - 927
4. Miss. State - 842
5. South Carolina - 836
6. LSU - 816
7. Georgia - 715
8. Auburn - 712
9. Ole Miss - 677
10. Tennessee - 598
11. Florida - 579
12. Vanderbilt - 515
13. Alabama - 473
14. Kentucky - 299

GAMES STARTED

1. Miss. State - 514
2. Texas A&M - 502
3. South Carolina - 480
4. Missouri - 468
5. Arkansas - 463
6. Ole Miss - 428
7. LSU - 380
8. Georgia - 376
9. Vanderbilt - 347
10. Tennessee - 339
11. Auburn - 268
12. Alabama - 267
13. Florida - 271
14. Kentucky - 167



Junior transfer Myles Stute played three seasons at Vanderbilt, making 59 starts in 91 games played. He averaged 7.4 ppg and 3.7 rpg for the Commodores, leading the SEC in 3-point FG% in 2021-22 (.426).

NOTABLE NUMBERS

144 3s

Meechie Johnson (70) and Myles Stute (74) combined to make 144 3s a season ago. The duo were two of just eight players in the SEC to make 70 or more shots from behind the arc.

1,000 points

The 2023-24 Gamecocks roster features a trio of 1,000 career point scorers in Stephen Clark (1,038 points at The Citadel), Ta'Lon Cooper (1,078 points at Morehead State and Minnesota) and B.J. Mack (1,238 points at USF and Wofford).

6.8:1

Ta'Lon Cooper has 27 assists and just four turnovers to start the season. His 6.8-to-1 assist to turnover ratio is 9th in the nation. The Roebuck, S.C., native posted back-to-back games with seven assists and no turnovers in wins over Virginia Tech (Nov. 10) and VMI (Nov. 13).

steals. Myles Stute had a double-double with 11 points and 11 rebounds. Zachary Davis came off the bench and scored 13 points in 20 minutes. The team was +11 with him on the floor.

MURRAY BOYLES OUT INDEFINITELY

>The team announced star freshman forward Collin Murray-Boyles is out indefinitely with mononucleosis on Wednesday, Nov. 1. The local product from AC Flora is expected to play a vital role for the Gamecocks this season when he returns to the court.

In 2022-23, Murray-Boyles played his senior year at Wasatch Academy (Mt. Pleasant, Utah), which is a part of the newly formed National Interscholastic Basketball Conference (NIBC), a league that features that top high school programs in the nation. He led the team averaging 15.0 points, 8.8 rebounds, 2.1 assists, 1.8 blocks and 1.0 steals per game. His 15.0 points per game were third in the NIBC and his 8.8 rebounds led the conference.

Murray-Boyles rose up the recruiting rankings after his standout season in Utah and was pegged a consensus four-star prospect ranked inside the top-100 players in the country. The Athletic has him slotted as the No. 13 freshmen you absolutely can't afford to miss and On3.com has him ranked the No. 6 impact freshmen in the SEC.

PRESEASON TRIP TO THE COMMONWEALTH

> The team went on its first foreign tour since a 2016 trip to Costa Rica in August, spending five days at Atlantis in the Bahamas (Aug. 3-8). Carolina was one of a handful of teams in paradise (Texas A&M and LSU also there from the SEC) and played a pair of games in the same ballroom that host the Battle 4 Atlantis in November.

> In game one, the Gamecocks defeated Žalgiris-2 from Lithuania, 86-60. The team knocked down 16 3s and forced 22 turnovers (14 steals). Four players scored in double figures led by Meechie Johnson with 20. He and Myles Stute each made four 3s. Ta'Lon Cooper and B.J. Mack each hit three 3s.

> In game two, dominated from start to finish in a 106-67 victory over Club Obras from Argentina. It was another outstanding shooting performance for South Carolina in the Im-

perial Ballroom, as the team knocked down 17s. Six different players hit multiple shots from behind the arc. Freshmen Collin-Murray Boyles and Arden Conyers scored in double figures as Murray-Boyles had 16 points on 7-of-7 shooting to led the team.

KenPom RUNDOWN

> By the end of the 2022-23 season, South Carolina was statistically one of the youngest teams in the nation. The Gamecocks finished the season with an average of 1.50 years of Division I experience, which ranked 269th nationally. This year, Carolina ranks 12th in the country in the same category with an average of 2.87 years of Division I experience on the roster. That number is second in the SEC behind only Missouri (3.07 years).

> Thru four games, Carolina is 41st nationally in 3-point FG percentage (39.1%).

> 33.1 percent of the team's points the first four games have been from 3-point territory, which is 109th most in the country.

> Last season, Carolina ranked 54th in the nation with a 32.7 offensive rebound percentage. The Gamecocks are currently 69th at 34.8 percent and 25th in defensive rebound percentage at 21.0.

> Big man Josh Gray was third in offensive rebound percentage and 25th in defensive rebound percentage last season. He joined Erik Stevenson (21-22), Chris Silva (17-18, 18-19), Brenton Williams (13-14) and Devon Downey (09-10) as the only Gamecocks since 2009 to finish the season ranked within the top-five of one or more of the 18 KenPom individual player rankings.

ORDER ON THE COURT

> The Honorable L. Casey Manning enters his 31st season as an analyst for men's basketball games on the Gamecock Radio Network. He joined the broadcast team for the 1993-94 season and worked alongside legendary South Carolina play-by-play man Bob Fulton. Manning has worked alongside current play-by-play man Derek Scott since 2016-17. The Gamecocks advanced to the school's first ever Final Four their first year working together. Manning, a Dillon, S.C. native, played for the Gamecocks from 1970-73 and made history as the first African-American scholarship player in program history. He graduated

from the South Carolina School of Law in 1977 and has served as Circuit Court Judge for the Fifth Judicial Court since 1994. Manning retired on Dec. 31, 2022.

> On Dec. 8, 2022, at a retirement function at the USC Alumni Center, Manning received the Order of the Plametto from Gov. Henry McMaster, the highest civilian honor granted in the state of South Carolina.

> Two streets were also named after him, one in downtown Columbia near the courthouse he worked in and the other in his hometown of Dillon, S.C.

> On May 7, 2022, Manning received an honorary doctor of laws degree from the Board of Trustees at commencement. It is the highest degree you can receive from the university.

> He joins Dave Kellum (34th season as Ole Miss pxp) as the only members of the 30-year club on radio broadcast in the SEC.

BY THE NUMBERS

430 - The Gamecocks four transfers (Clark, Cooper, Mack and Stute) have played a combined **430** games at the Division I level with 299 starts across the quartet of players.

3rd - The entire team's **480** combined Division I starts ranks **third** in the SEC behind only Mississippi State (514) and Texas A&M (502).

13th - South Carolina ranks **13th** nationally in average Division I experience per KenPom at 2.94 years. The Gamecocks ranked 269th in the country last season in the same category at 1.5 years.

3rd - The Gamecocks' scoring defense is **third** in the SEC (86th nationally) at **66.0 ppg** behind only Miss. State (59.2 ppg) and Tennessee (61.5 ppg)

630 - Ta'Lon Cooper is **5th** on the NCAA active assists leaders list with **630** career helpers. He is one of just five players in NCAA Division I with 600 or more career assists: Sahvir Wheeler at Washington (679), Isaiah Stevens at Colorado State (665), Xavier Johnson at Indiana (654) and Darius Brown II at Utah State (645).

9th - Cooper is **9th** in the country with a 6.8-to-1 assist to turnover rate (thru games played Nov. 17). He posted back-to-back games with seven assists and zero turnovers in wins over Virginia Tech (Nov. 10) and VMI (Nov. 13).

1st - Cooper is **1st** in the SEC with a **5.4** assist per game average

11 - B.J. Mack is one of **11** players in the SEC shooting **50.0 percent** or higher on the year (min. 5 made FG per game)

2nd - Mack's **89.5 free throw percentage** is **second** in the SEC behind only Alabama's Grant Nelson (min 2.5 made FT per game)

6.3 - Cooper averaged **6.3** assists per game at Minnesota last season, which was good for seventh in the nation.

67.9% - The Gamecocks return **67.9%** of the team's assists from last season, led by Meechie Johnson, who averaged 3.6 assists per game, which was good for 8th in the SEC.

52.8% - A total of 3,429 of the team's 6,500 total minutes from last season are back this year.

50.3% - 549 of the team's 1,091 rebounds are back led by Josh Gray, who averaged a career-best 6.3 rebounds per game in 2022-23.

33 - South Carolina made **33** combined 3s in two blowout victories in the Bahamas during the team's foreign tour trip in August. 3-point shooting will be a big part of the team's offense this season.

4-1 - Carolina is **4-1** in games where Meechie Johnson scores 20 or more points. He scored 20 or more in wins at LSU, at Kentucky and vs. Western Kentucky during the 2022-23 season. He had 24 in a recent win over DePaul (Nov. 17).

6-2 - The Gamecocks are **6-2** under Paris when the team makes 10 or more 3s. The two losses have both come on the road.

4-1 - In games when South Carolina has single-digit turnovers under Paris, the team is **4-1**.

5-0 - With the team's season-opening win against USC Upstate (Nov. 6), the Gamecocks improve to 5-0 under Paris when holding opponents to 60 points or less.

.691 - New head coach Lamont Paris spent the past five seasons as head coach at Chattanooga. He led the team to a 65-29 record (**.691**) the last three seasons and a berth in the 2022 NCAA Tournament after winning the SoCon Tournament Championship.


12 - Paris was an assistant for 17 seasons prior to becoming a head coach in 2017-18. He was a part of **12 NCAA Tournament appearances** (Division I and II) as an assistant, including a pair of Final Fours at Wisconsin in 2014 and 2015.

17 - In 22 seasons as a head or assistant coach in college, Paris has been a part of **17 teams that have won 20-or-more games** in a season.

NCAA ACTIVE ASSISTS LEADERS LIST

1. Sahvir Wheeler (Washington) - 679
2. Isaiah Stevens (Colorado State) - 665
3. Xavier Johnson (Indiana) - 654
4. Darius Brown II (Utah State) - 645
- 5. Ta'Lon Cooper (South Carolina) - 630**
6. Tristen Newton (UCONN) - 563
7. Brden Norris (Loyola Chicago) - 549
8. Tyler Kolek (Marquette) - 541
9. Pierre Crockrell II (UC Irvine) - 524
10. Keishawn Davison (Belmont) - 520
11. Ray J Dennis (Baylor) - 514
- T12. Jamal Shead (Houston) - 504
- T12. Jared Bynum (Stanford) - 504
14. Dajuan Harris Jr. (Kansas) - 498
15. Caleb Fields (Arkansas State) - 494

*** rankings thru games played Nov. 25**



Graduate transfer Ta'Lon Cooper has 61 career games with five or more assists on his resume entering the 2023-24 season. The Roebuck, S.C., native returns to his home state after stints at Morehead State (2019-22) and Minnesota (2022-23).



KEY STAT



Lamont Paris' teams are 34-4 when scoring 80 or more points dating back to his first season as head coach at Chattanooga (2017-18). He's 3-0 at South Carolina when his team scores 80 or more.

ROSTER BREAKDOWN

Returning Letterwinners (6)

- #1 Jacobi Wright
- #5 Meechie Johnson
- #12 Zachary Davis
- #14 Eli Sparkman
- #31 Benjamin Bosmans-Verdonk
- #33 Josh Gray

Guards (11)

- #0 Ebrima Dibba
- #1 Jacobi Wright
- #5 Meechie Johnson
- #10 Myles Stute
- #12 Zachary Davis
- #13 Austin Herro
- #14 Eli Sparkman
- #15 Morris Ugusuk
- #20 Danny Grajzl
- #21 Arden Conyers
- #55 Ta'Lon Cooper

Forwards (5)

- #2 B.J. Mack
- #4 Stephen Clark
- #30 Collin Murray-Boyles
- #31 Benjamin Bosmans-Verdonk
- #33 Josh Gray

By Height

- #14 Eli Sparkman (6-0)
- #20 Danny Grajzl (6-0)
- #13 Austin Herro (6-1)
- #5 Meechie Johnson (6-2)
- #1 Jacobi Wright (6-2)
- #55 Ta'Lon Cooper (6-4)
- #15 Morris Ugusuk (6-4)
- #0 Ebrima Dibba (6-5)
- #10 Myles Stute (6-6)
- #12 Zachary Davis (6-7)
- #21 Arden Conyers (6-7)
- #30 Collin-Murray Boyles (6-7)
- #4 Stephen Clark (6-8)
- #2 B.J. Mack (6-8)
- #31 Benjamin Bosmans-Verdonk (6-9)
- #33 Josh Gray (7-0)

2023-24 SOUTH CAROLINA MEN'S BASKETBALL ROSTER

Alphabetical Roster

No.	Name	Pos.	Ht.	Wt.	Cl.	Exp.	Hometown // Last School
31	Benjamin Bosmans-Verdonk	F	6-9	238	RSR	1L	Lommel, Belgium // Illinois
4	Stephen Clark	F	6-8	208	GR	TR	Charlotte, N.C. // The Citadel
21	Arden Conyers	G	6-7	204	FR	HS	Columbia, S.C. // Westwood (Blythewood, S.C.)
55	Ta'Lon Cooper	G	6-4	200	GR	TR	Roebuck, S.C. // Minnesota
12	Zachary Davis	G	6-7	194	SO	1L	Orangeburg, S.C. // Denmark-Olar
0	Ebrima Dibba	G	6-5	214	RSR	TR	Bredäng, Sweden // Coastal Carolina
20	Danny Grajzl	G	6-0	175	FR	HS	Cleveland, Ohio // Hawken School (Gates Mills, Ohio)
33	Josh Gray	F	7-0	265	SR	3L	Brooklyn, N.Y. // LSU
13	Austin Herro	G	6-1	174	FR	HS	Milwaukee, Wisc. // Whitnall (Greenfield, Wisc.)
5	Meechie Johnson	G	6-2	184	JR	1L	Cleveland, Ohio // Ohio State
2	B.J. Mack	F	6-8	270	GR	TR	Charlotte, N.C. // Wofford
30	Collin Murray-Boyles	F	6-7	231	FR	HS	Columbia, S.C. // Wasatch Academy (Mt Pleasant, Utah)
14	Eli Sparkman	G	6-0	160	SO	1L	Cleveland, Tenn. // Baylor School (Chattanooga, Tenn.)
10	Myles Stute	G	6-6	209	JR	TR	Washington, D.C. // Vanderbilt
15	Morris Ugusuk	G	6-4	160	FR	HS	Helsinki, Finland // Omnia Basketball Academy (Finland)
1	Jacobi Wright	G	6-2	182	JR	2L	Fort Mill, S.C. // Legacy Early College

Numerical Roster

No.	Name	Pos.	Ht.	Wt.	Cl.	Exp.	Hometown // Last School
0	Ebrima Dibba	G	6-5	214	RSR	TR	Bredäng, Sweden // Coastal Carolina
1	Jacobi Wright	G	6-2	182	JR	2L	Fort Mill, S.C. // Legacy Early College
2	B.J. Mack	F	6-8	270	GR	TR	Charlotte, N.C. // Wofford
4	Stephen Clark	F	6-8	208	GR	TR	Charlotte, N.C. // The Citadel
5	Meechie Johnson	G	6-2	184	JR	1L	Cleveland, Ohio // Ohio State
10	Myles Stute	G	6-6	209	JR	TR	Washington, D.C. // Vanderbilt
12	Zachary Davis	G	6-7	194	SO	1L	Orangeburg, S.C. // Denmark-Olar
13	Austin Herro	G	6-1	174	FR	HS	Milwaukee, Wisc. // Whitnall (Greenfield, Wisc.)
14	Eli Sparkman	G	6-0	160	SO	1L	Cleveland, Tenn. // Baylor School (Chattanooga, Tenn.)
15	Morris Ugusuk	G	6-4	160	FR	HS	Helsinki, Finland // Omnia Basketball Academy (Finland)
20	Danny Grajzl	G	6-0	175	FR	HS	Cleveland, Ohio // Hawken School (Gates Mills, Ohio)
21	Arden Conyers	G	6-7	204	FR	HS	Columbia, S.C. // Westwood (Blythewood, S.C.)
30	Collin Murray-Boyles	F	6-7	231	FR	HS	Columbia, S.C. // Wasatch Academy (Mt Pleasant, Utah)
31	Benjamin Bosmans-Verdonk	F	6-9	238	RSR	1L	Lommel, Belgium // Illinois
33	Josh Gray	F	7-0	265	SR	3L	Brooklyn, N.Y. // LSU
55	Ta'Lon Cooper	G	6-4	200	GR	TR	Roebuck, S.C. // Minnesota

Head Coach: Lamont Paris (Wooster, '96 ; Indiana State '00)

Assistant Coach: Tim Buckley (Bemidji State, '88)

Assistant Coach: Tanner Bronson (Wisconsin, '08)

Assistant Coach: Eddie Shannon (Florida, '99)

Special Assistant to the Head Coach: Carey Rich (South Carolina, '95)

Director of Player Development: David McKinley (Ohio, '13)

Director of Basketball Operations: Colby Arendale (Chattanooga, '18)

Director of Video Services: Roman DiPasquale (Wisconsin, '11)

Strength & Conditioning Coach: Scott Greenawalt (Muskingum College, '98)

Athletic Trainer: Mark Rodger (Buffalo, '01)

Associate Director of Athletics Communications and Public Relations: Michael DeBates (Iowa State, '14)

TOP RETURNING

Scorer.....	Johnson, 12.7 ppg
Rebounder.....	Gray, 6.3 rpg
Assist Maker.....	Johnson, 3.6 apg
FG Shooter *.....	Gray, 51.4%
3-Point FG Shooter \$.....	Wright, 35.0%
FT Shooter \$.....	Johnson, 76.3%
Shot Blocker.....	Gray, 0.8 bpg
Steal Maker.....	Johnson, 0.7 spg

* at least 75 attempts

\$ at least 20 attempts

PRONUNCIATION GUIDE

Benjamin **BOSE**-mans-ver-**DONK**

TUH-lon Cooper

Ee-**BRIME**-uh **DIB**-ah

Danny **GRAZ**-al

Myles **STEW**-tee

Morris **OO-GAH**-suk



HEAD COACH LAMONT PARIS

HEAD COACH | SEVENTH SEASON OVERALL | 103-93 (.526) | SECOND SEASON AT SOUTH CAROLINA | 16-21 (.432)

THE PARIS FILE

COACHING

Experience

27th year

College Head Coach Experience

7th season

Hire Date At Carolina

Thursday, March 24, 2022

PERSONAL

Hometown

Findlay, Ohio

Alma Mater

Wooster, 1996 (Bachelors - Economics)
Indiana State, 2000 (Masters - Rec. & Sport Mgmt.)

COACHING RESUME

College Assistant Coach

Wooster, 1997-98

DePauw, 1998-99

IUP, 2000-04

Akron, 2004-10

Wisconsin, 2010-17

College Head Coach

Chattanooga, 2017-22

South Carolina, 2022-present

Lamont Paris, who has been a part of nine NCAA Division I Tournaments and 17 twenty-win seasons as a college head and assistant coach, was named the University of South Carolina's 33rd head coach by Director of Athletics Ray Tanner on Thursday, March 24, 2022.

Paris, 47, is the first African-American head coach in the history of the Gamecock men's basketball program.

In his first season (2022-23), South Carolina had an overhauled roster with eight new players, including just 14.9 percent of the team's scoring and 18.4 percent of the minutes played returning from the season prior. The Gamecocks defeated Clemson at home, 60-58, for the first time since Dec. 19, 2014. Chico Carter Jr. hit the game-winning bucket with 0.9 seconds remaining. Paris became the first Gamecock head coach since Dave Odom in 2001 to defeat the in-state Tigers in his first season. The conference slate was highlighted by road wins at Kentucky, at Ole Miss and at LSU. The Gamecocks wire-to-wire victory at Rupp Arena on Jan. 10 was the team's first there since 2009 and just the program's third all-time win in Lexington since joining the SEC (1992). Ohio State transfer Meechie Johnson made six 3s and scored a career-high 26 points to lead the Gamecocks. Paris joined Eddie Fogler (1997) and Darrin Horn (2009) as the only Gamecock head coaches all-time to win in the historic building. Carolina nearly knocked off SEC Champion and No. 2/2 Alabama at home but fell in overtime, 78-76, thanks to a late bucket from SEC Player of the Year Brandon Miller.

Several players had their most productive seasons to date under Paris and his staff in year one in Columbia. Sophomore Jacobi Wright averaged 7.3 points, 2.1 rebounds and 1.8 assists per game. He had a career-best six games in double figures in SEC play. Josh Gray led the team in rebounding, averaging 6.3 per game and 7.9 rebounds per contest in league action. He had a career-best eight games with 10 or more rebounds, seven of which came in SEC action. Gray also had the best game of his career with 20 points and 14 rebounds vs. Arkansas. Johnson averaged 12.7 points (second on team) and 3.6 assists per contest (eighth in the SEC). He led the team with 70 makes from behind the arc and was one of just eight players in the SEC to make 70 or more 3s.

The staff made early in-roads recruiting over the summer in 2022 with local product Gregory "GG" Jackson II reclassifying and enrolling early. The consensus top player in the 2023 class, Jackson was the highest rated signee in program history (recruit rankings started in early 2000s) and joined PJ Dozier (2015-17) as the only five-star Gamecock freshmen. Jackson would go on to earn All-SEC Freshman honors while leading the team in scoring at 15.4 points per game. He had 11 20-point games, the most by a Carolina freshman since

joining the SEC in 1991-92. Jackson would go on to be selected 45th overall by the Memphis Grizzlies in the 2023 NBA Draft. He became the first NBA Draft pick for the program since All-American Sindarius Thornwell in 2017.

Paris came to Carolina after five seasons as the head coach at University of Tennessee at Chattanooga, coaching the Mocs to an 87-72 overall record (.547), including a 65-29 mark his last three seasons.

In his final year, he led the Mocs to their first Southern Conference title and NCAA berth since 2016. Chattanooga finished the season with a 27-8 mark. He was one of 20 finalists for the Hugh Durham Award, given by Collegeninsider.com to the top Division I mid-major coach in college basketball. The Mocs' NCAA NET ranking improved in each of his seasons at Chattanooga, finishing with a 63 ranking this season.

In his 17 seasons as a collegiate assistant coach prior to becoming head coach at Chattanooga, teams associated with Paris were 497-217 (.696) with five conference titles and 12 NCAA Tournament appearances (Division I and II), reaching two Final Fours.

Paris spent seven seasons as an assistant at Wisconsin from 2010-17 working for Bo Ryan and Greg Gard. The Badgers went to the NCAA Tournament every year with four Sweet 16 appearances and back-to-back trips to the Final Four in 2014 and 2015. Wisconsin played for the National Championship in 2015 after going 36-4 and winning both the Big Ten regular season and tournament titles. The Badgers took down No. 1 overall seed Kentucky in the National Semifinal, ending the Wildcats' previously undefeated season.



PARIS' CAREER RECORD, YEAR-BY-YEAR

SEASON	RECORD	CONFERENCE (FINISH)	POSTSEASON
2017-18 (CHATT)	10-23	3-15 (10th)	-
2018-19 (CHATT)	12-20	7-11 (5th)	-
2019-20 (CHATT)	20-13	10-8 (T-5th)	-
2020-21 (CHATT)	18-7	9-7 (4th)	-
2021-22 (CHATT)	27-8	14-4 (1st)	0-1 ; NCAA First Round
2022-23 (SC)	11-21	4-14 (12th)	-
2023-24 (SC)	5-0	-	-
Totals	103-93 (.526)	47-59 (.443)	0-1 (.000) • 1 NCAA

GAMECOCK SUPERLATIVES UNDER PARIS

Most Field Goals Made

1. 31, vs. Virginia Tech, Nov. 10, 2023
- T2. 30, #2/2 Alabama, Feb. 22, 2023
- T2. 30, at Vanderbilt, Jan. 5, 2023
4. 29, USC Upstate, Nov. 6, 2023
- T5. 28, at Georgia, Jan. 28, 2023
- T5. 28, Eastern Michigan, Dec. 30, 2022
- T5. 28, at Georgetown, Dec. 3, 2022
- T5. 28, USC Upstate, Nov. 25, 2022

Most Field Goals Attempted

1. 72, at Vanderbilt, Jan. 5, 2023
2. 71, VMI, Nov. 13, 2023
3. 68, at Georgia, Jan. 28, 2023
4. 65, at George Washington, Nov. 30, 2022
- T5. 64, WKU, Dec. 22, 2022
- T5. 64, Clemson, Nov. 11, 2022

Highest Field Goal Percent

1. 56.4 percent (31-55), vs. Virginia Tech, Nov. 10, 2023
2. 54.0 percent (27-50), vs. Grand Canyon, Nov. 19, 2023
3. 52.7 percent (29-55), USC Upstate, Nov. 6, 2023
4. 52.0 percent (26-50), at Missouri, Feb. 7, 2023
5. 49.1 percent (27-55), Presbyterian, Dec. 11, 2022

Lowest Field Goal Percent

1. 25.0 percent (12-48), #8/9 Tennessee, Jan. 7, 2023
2. 31.1 percent (19-61), vs. Colorado State, Nov. 17, 2022
3. 32.3 percent (21-65), at George Washington, Nov. 30, 2022
4. 34.0 percent (18-53), Miss. State, Jan. 31, 2023
- T5. 34.4 percent (22-64), WKU, Dec. 22, 2022
- T5. 34.4 percent (22-64), Clemson, Nov. 11, 2022

Most 3-Point Field Goals Made

1. 15, at LSU, Feb. 18, 2023
2. 13, at Georgia, Jan. 28, 2023
3. 12, USC Upstate, Nov. 6, 2023
4. 11, at Kentucky, Jan. 10, 2023
- T5. 10, vs. Virginia Tech, Nov. 10, 2023
- T5. 10, at UAB, Dec. 14, 2022
- T5. 10, at Georgetown, Dec. 3, 2022
- T5. 10, Clemson, Nov. 11, 2022

Most 3-Point Field Goals Attempted

1. 32, at LSU, Feb. 18, 2023
- T2. 31, at Georgia, Jan. 28, 2023
- T2. 31, at Georgetown, Dec. 3, 2022
4. 29, at Vanderbilt, Jan. 5, 2023
- T5. 28, #16/17 Auburn, Jan. 21, 2023
- T5. 28, WKU, Dec. 22, 2022

Highest 3-Point Field Goal Percentage (min. 10 attempts)

1. 55.0 (11-20), at Kentucky, Jan. 10, 2023
2. 54.5 (12-22), USC Upstate, Nov. 6, 2023
3. 47.6 (10-21), vs. Virginia Tech, Nov. 10, 2023
4. 46.9 (15-32), at LSU, Feb. 18, 2023
5. 42.9 (9-21), #2/2 Alabama, Feb. 22, 2023

Most Free Throws Made

1. 21, SC State, Nov. 8, 2022
2. 20, vs. DePaul, Nov. 17, 2023
- T3. 19, Georgia, March 4, 2023
- T3. 19, #16/17 Auburn, Jan. 21, 2023
- T5. 17, VMI, Nov. 13, 2023
- T5. 17, at LSU, Feb. 18, 2023

Most Free Throws Attempted

1. 34, vs. DePaul, Nov. 17, 2023
2. 31, Georgia, March 4, 2023
3. 30, SC State, Nov. 8, 2022
- T4. 25, VMI, Nov. 13, 2023
- T4. 25, WKU, Dec. 22, 2022

Highest Free Throw Percentage (min. 10 attempts)

1. 94.4 percent (17-18), at LSU, Feb. 18, 2023
2. 93.3 percent (14-15), #8/9 Tennessee, Jan. 7, 2023
3. 87.5 percent (14-16), vs. Grand Canyon, Nov. 19, 2023
4. 83.3 percent (15-18), Vanderbilt, Feb. 14, 2023
5. 79.2 percent (19-24), #16/17 Auburn, Jan. 21, 2023

Most Offensive Rebounds

1. 21, VMI, Nov. 13, 2023
2. 19, Clemson, Nov. 11, 2022
3. 18, Eastern Michigan, Dec. 30, 2022
- T4. 17, at Georgia, Jan. 28, 2023
- T4. 17, WKU, Dec. 22, 2022

Most Defensive Rebounds

1. 38, at Vanderbilt, Jan. 5, 2022
2. 35, USC Upstate, Nov. 6, 2023
3. 34, WKU, Dec. 22, 2022
4. 33, at Florida, Jan. 25, 2023
5. 31, Clemson, Nov. 11, 2022

Most Total Rebounds

1. 51, WKU, Dec. 22, 2022
2. 50, Clemson, Nov. 11, 2022
3. 46, Eastern Michigan, Dec. 30, 2022
- T4. 45, USC Upstate, Nov. 6, 2023
- T4. 45, at Florida, Jan. 25, 2023

Most Personal Fouls

1. 25, at Vanderbilt, Jan. 5, 2022
- T2. 24, vs. Grand Canyon, Nov. 19, 2023
- T2. 24, vs. DePaul, Nov. 17, 2023
4. 23, #16/17 Auburn, Jan. 21, 2023
5. 22, WKU, Dec. 22, 2022

Most Points

- T1. 82, USC Upstate, Nov. 6, 2023
- T1. 82, at LSU, Feb. 18, 2023
3. 80, SC State, Nov. 8, 2022
- T4. 79, vs. Virginia Tech, Nov. 10, 2023
- T4. 79, at Vanderbilt, Jan. 5, 2023

Fewest Points

1. 42, #8/9 Tennessee, Jan. 7, 2023
2. 45, at #11/13 Tennessee, Feb. 25, 2023
3. 51, Miss. State, Jan. 31, 2023
- T4. 53, Texas A&M, Jan. 14, 2023
- T4. 53, vs. Colorado State, Nov. 17, 2022

Most Assists

1. 20, at LSU, Feb. 18, 2023
- T2. 18, vs. Grand Canyon, Nov. 19, 2023
- T2. 18, at Missouri, Feb. 7, 2023
- T2. 18, at Georgetown, Dec. 3, 2022
- T5. 16, vs. Virginia Tech, Nov. 10, 2023
- T5. 16, USC Upstate, Nov. 6, 2023

Fewest Turnovers

1. 6, Presbyterian, Dec. 11, 2022
2. 8, USC Upstate, Nov. 25, 2022
- T3. 9, VMI, Nov. 13, 2023
- T3. 9, Ole Miss, Jan. 17, 2023
- T3. 9, Eastern Michigan, Dec. 30, 2022

Most Turnovers

1. 19, Clemson, Nov. 11, 2022
- T2. 18, Miss. State, Jan. 31, 2023
- T2. 18, at Georgia, Jan. 28, 2023
- T2. 18, #8/9 Tennessee, Jan. 7, 2023
- T5. 17, vs. DePaul, Nov. 17, 2023
- T5. 17, vs. Furman, Nov. 20, 2022

Most Blocks

1. 7, vs. Davidson, Nov. 18, 2022
2. 6, Georgia, March 4, 2023
- T3. 5, #8/9 Tennessee, Jan. 7, 2023
- T3. 5, SC State, Nov. 8, 2022
- T5. 4, USC Upstate, Nov. 6, 2023
- T5. 4, at UAB, Dec. 14, 2022
- T5. 4, at George Washington, Nov. 30, 2022
- T5. 4, USC Upstate, Nov. 25, 2022
- T5. 4, Clemson, Nov. 11, 2022

Most Steals

1. 10, #8/9 Tennessee, Jan. 7, 2023
2. 9, vs. ECU, Dec. 17, 2022
- T3. 8, vs. Virginia Tech, Nov. 10, 2023
- T3. 8, Miss. State, Jan. 31, 2023
- T3. 8, vs. Davidson, Nov. 18, 2022

Most Points By Opponent

1. 94, Texas A&M, Jan. 14, 2023
- T2. 85, at #11/13 Tennessee, Feb. 25, 2023
- T2. 85, #8/9 Tennessee, Jan. 7, 2023
- T2. 85, Colorado State, Nov. 17, 2022
- T5. 84, at Vanderbilt, Jan. 5, 2023
- T5. 84, at UAB, Dec. 14, 2022

Fewest Points By Opponent

- T1. 53, USC Upstate, Nov. 6, 2023
- T1. 53, USC Upstate, Nov. 25, 2022
3. 57, Presbyterian, Dec. 11, 2022
4. 58, WKU, Dec. 22, 2022
5. 60, Clemson, Nov. 11, 2022

Most Field Goals Made By Opponent

1. 36, at #11/13 Tennessee, Feb. 25, 2023
- T2. 35, #8/9 Tennessee, Jan. 7, 2023
- T2. 35, Colorado State, Nov. 17, 2022
4. 34, Texas A&M, Jan. 14, 2023
5. 31, at Florida, Jan. 25, 2023

Fewest Field Goals Made By Opponent

- T1. 20, vs. Grand Canyon, Nov. 19, 2023
- T1. 20, at Ole Miss, Feb. 11, 2023
- T1. 20, WKU, Dec. 22, 2022
4. 21, USC Upstate, Nov. 6, 2023
5. 22, ECU, Dec. 17, 2022

Highest Opponent Field Goal Percent By Opponent

1. 58.3 (35-60), Colorado State, Nov. 17, 2022
2. 58.1 (36-62), at #11/13 Tennessee, Feb. 25, 2023
3. 54.8 (34-62), Texas A&M, Jan. 14, 2023
4. 52.9 (27-51), Miss. State, Jan. 31, 2023
5. 52.2 (24-46), Presbyterian, Dec. 11, 2022

Lowest Opponent Field Goal Percent By Opponent

1. 35.6 percent (21-59), USC Upstate, Nov. 6, 2023
2. 36.4 percent (20-55), WKU, Dec. 22, 2022
3. 37.0 percent (20-54), at Ole Miss, Feb. 11, 2023
4. 37.3 percent (23-61), Clemson, Nov. 11, 2022
5. 38.5 percent (25-65), Vanderbilt, Feb. 14, 2023

Most Rebounds By Opponent

- T1. 48, Vanderbilt, Feb. 14, 2023
- T1. 48, Texas A&M, Jan. 14, 2023
- T1. 48, #8/9 Tennessee, Jan. 7, 2023
4. 44, at Vanderbilt, Jan. 5, 2023
5. 43, Ole Miss, Jan. 17, 2023

Fewest Rebounds By Opponent

1. 23, vs. Virginia Tech, Nov. 10, 2023
- T2. 25, Georgia, March 4, 2023
- T2. 25, Presbyterian, Dec. 11, 2022
4. 27, USC Upstate, Nov. 6, 2023
- T5. 28, at Miss. State, Feb. 28, 2023
- T5. 28, at Missouri, Feb. 7, 2023
- T5. 28, at Kentucky, Jan. 10, 2023
- T5. 28, ECU, Dec. 17, 2022
- T5. 28, USC Upstate, Nov. 25, 2022

Most Turnovers By Opponent

- T1. 16, VMI, Nov. 13, 2023
- T1. 16, Miss. State, Jan. 31, 2023
- T2. 14, #8/9 Tennessee, Jan. 7, 2023
- T2. 14, at Vanderbilt, Jan. 5, 2023
- T5. 13, vs. Grand Canyon, Nov. 19, 2023
- T5. 13, vs. DePaul, Nov. 17, 2023
- T5. 13, USC Upstate, Nov. 25, 2022
- T5. 13, Davidson, Nov. 18, 2022
- T5. 13, Clemson, Nov. 11, 2022

GAMECOCK BASKETBALL ASSISTANT COACHES & SUPPORT STAFF



> **Tanner Bronson, Assistant Coach (Wisconsin, '08)**

- Served in same capacity at Chattanooga for five seasons (2017-22) under Paris
- Was assistant at St. Louis (2012-16) prior to joining the Mocs ; team won 103 games in his five seasons there and made three NCAA appearances, winning a game each time
- Went from manager, to walk-on to scholarship player at Wisconsin under Bo Ryan ; was on four NCAA teams (Elite Eight in 05' and Sweet Sixteen in 08')



> **Tim Buckley, Assistant Coach (Bemidji State, '88)**

- Second season at Carolina and was previously at UNLV (2019-22) ; also was scout with the Minnesota Timberwolves (2017-19)
- Was on staff for the entire Tom Crean tenure at Indiana where he was a part of two Big Ten titles (2013, 2016), four NCAA Appearances, including three trips to the Sweet Sixteen ; the Hoosiers went 138-69 (.667) the last six seasons he was there
- Has had two stints as a head coach at Ball State (2000-06) and Rockford (1989-93)



> **Eddie Shannon, Assistant Coach (Florida, '99)**

- Second season at Carolina ; spent three seasons at Chattanooga (2019-22) under Paris ; also was assistant at Canisius (2017-19)
- Played professionally overseas for 10 seasons with stops in Italy, France, Russia, Sweden, Croatia, Latvia, Greece, Australia, and Cyprus
- Four-year starter at Florida (1995-99), helping usher in the Billy Donovan era in Gainesville ; scored 1,168 career points and left as the career leader in steals (204) ; only player in school history with 200+ steals and he was also second in assists (493)



> **Colby Arendale, Director of Operations (Chattanooga, '18)**

- Second season at Carolina ; served in the same capacity at Chattanooga under Paris for the past three seasons (2019-22)
- Was a student manager in 2017-18 and then a graduate manager for the Mocs from 2018-19
- Recently completed his MBA



> **David McKinley, Director of Player Development (Ohio, '13)**

- Second season at Carolina ; was on Paris' staff at Chattanooga for five seasons (2017-22) in variety of roles
- Served as an assistant coach for the Mocs the last three seasons (2019-22)
- Played collegiately at Ohio University where he was a four-year letterwinner from 2010-13 ; team captain his last two years and member of Bobcat team that won school record 29 games and advanced to the Sweet Sixteen



> **Carey Rich, Special Assistant to the Head Coach (South Carolina, '95)**

- First official hire of the Paris era at South Carolina ; enters his second season with the team
- Served seven years as superintendent with the City of Columbia's Parks and Recreation Department
- Played one season at Western Carolina before returning home to finish his career with the Gamecocks (1993-95) ; scored 784 career points in Garnet & Black and dished out 340 assists in 79 games ; his 4.30 assists per game average is sixth all-time at Carolina




> **Roman DiPasquale, Director of Video Services (Wisconsin, '11)**

- Second season at South Carolina ; was on the Chattanooga staff all five seasons (2017-22) under Paris serving in a variety of roles
- Worked as the video coordinator at Stanford (2014-16)
- Also has stints in the NBA with Portland (2013-14) and Philadelphia (2011-12) ; was a student manager at Wisconsin




> **Scott Greenawalt, Strength & Conditioning Coach (Muskingum College, '98)**

- Enters his 12th season with men's basketball program in 2023-24 ; worked with men's and women's basketball at Kansas State from 2006-12 before coming to South Carolina with head coach Frank Martin
- Was a part of the staff for the best season in school history which culminated with a trip to the 2017 Final Four
- Worked at Cincinnati for eight years prior to his time in Manhattan ; was an all-conference linebacker in in for Muskingum College



Mark Rodger
Athletic Trainer



Jack Samonsky
Graduate Assistant



Tada Stricklen
Graduate Assistant



Michael DeBates
Associate Director
Communications
& Public Relations



Sam Straker
Creative Media
Producer



Jeremy Ford
Sports Dietician



Charles Waddell
Special Assistant
to the AD // Sport
Admin



COLONIAL LIFE ARENA

HOME OF GAMECOCK BASKETBALL [COLONIAL LIFE ARENA RECORD: 232-114 (.671)]

FUN FACTS ABOUT COLONIAL LIFE ARENA

- > 16,880 cubic yards of earth moved, which is enough to fill 222 swimming pools
- > 3,848 tons of steel, which would weigh equal to 96,200 quarters, which would equal \$24,050
- > 125 miles of cable, which would stretch between Columbia and Folly Beach
- > 1,872 tons of cooling, which would cool an average of 12 grocery stores
- > 205,384 bricks and 60,137 concrete blocks, which would stretch the entire length of Lake Murray (41 miles)
- > 8,750 gallons of paint, which would paint approximately 115 average Columbia 2-story houses
- > 4,781 square yards of carpet, which would carpet approximately the field at Williams-Brice Stadium
- > 443 people working on building the arena at a given time, which would staff 44 fast food restaurants
- > 1,158,000 man-hours to complete Colonial Life Arena, which would equal two working hours from each person living in the Columbia Metro area



CHRIS SILVA THROWS IN A SILVA SLAM FOR TWO OF HIS 27 POINTS THAT LED THE GAMECOCKS TO VICTORY VS. NO. 18 KENTUCKY, 76-68, ON JAN. 16, 2018. CAROLINA TRAILED BY AS MANY AS 14 POINTS IN THE SECOND HALF.

KEY ARENA DATES/ MEMORABLE MOMENTS

- > April 2001 - Construction begins
- > Nov. 24, 2002 - Carolina defeats ETSU, 71-66, in its first contest in the building
- > Jan. 8, 2003 - The Gamecocks post a 55-49 win in the first SEC contest at the building over Ole Miss.
- > March 15, 2006 - Carolina defeats Western Kentucky, 74-55, in the first round of the Postseason NIT. The Gamecocks would go on to win their second straight NIT Championship later that month.
- > Jan. 21, 2009 - Zam Fredrick scores on a last second lay-in to propel the Gamecocks past Florida, 70-69, at the buzzer. Carolina would go on to capture the 2009 SEC Eastern Division Co-Championship.
- > Jan. 26, 2010 - Led by heralded senior Devan Downey, Carolina posted its first win over a No. 1 ranked opponent (AP poll) in school history when it defeated top-ranked Kentucky, 68-62.
- > Feb. 7, 2017 - The Gamecocks would battle Alabama into a four-overtime contest, with the Crimson Tide eventually closing the 90-86 win. Senior guard Sindarius Thornwell scored 44 points and pulled down 21 rebounds in the game. Carolina would go on to its first Final Four in program history later that season.
- > Nov. 15, 2019 - Carolina captures its 200th victory at Colonial Life Arena with a 90-63 win over Cleveland State.



DEVAN DOWNEY VS. KENTUCKY, JAN. 26, 2010 - HE SCORED 30 POINTS AS CAROLINA BEAT THE TOP-RANKED WILDCATS, 68-62.



SINDARIUS THORNWELL HIGH FIVES FANS AFTER SOUTH CAROLINA'S 61-46 WIN VS. NO. 25/24 MICHIGAN ON NOV. 23, 2016.

2023-24 GAMECOCK SUPERLATIVES

GAMECOCKS' RECORD WHEN ...

At home	2-0
On the road	-
At neutral sites	3-0
In overtime	-
vs. Top 25 team	-
vs. Top 10 team	-
vs. Top 5 team	-
Leading at half	5-0
Trailing at half	-
Tied at half	-
Shooting 50% or better	3-0
Shooting between 39-49.9%	2-0
Shooting less than 39%	1-0
Opp. shooting 50% or better	1-0
Opp. shooting between 39-49.9%	2-0
Opp. shooting less than 39%	1-0
Shooting better than opp.	4-0
Shooting worse then/equal to opp.	1-0
Starters out-score opp. starter	3-0
Opp. starters score/equal more	2-0
Bench out-scores opp. bench	3-0
Opp. bench scores/equals more	2-0
Having more FTs than opp.	3-0
Having equal/less FTs than opp.	2-0
Have more TOs than opp.	3-0
Having equal/less TOs than opp.	2-0
Having more rebounds than opp.	4-0
Having equal/less rebounds than opp.	1-0
Making 6 or more 3FGs	4-0
Having 15 or more assists	3-0
Score more points in paint than opp.	3-0
Scoring equal/less points in paint than opp.	2-0
Scoring more points off TOs than opp.	1-0
Scoring equal/less points off TOs than opp.	4-0
Scoring more 2nd-chance points than opp.	4-0
Scoring equal/less 2nd-chance points than opp.	1-0
Scoring more fast break points than opp.	1-0
Scoring equal/less fast break points than opp.	4-0
Wearing White uniforms	4-0
Wearing Garnet uniforms	1-0
Wearing Black uniforms	-
Wearing Throwback White uniforms	3-0
Playing on live TV/live broadcast	5-0
Playing in November	5-0
Playing in December	-
Playing in January	-
Playing in February	-
Playing in March	-
Playing a day-game	-
Playing a night-game	5-0
Playing on Sunday	1-0
Playing on a Monday	2-0
Playing on a Tuesday	-
Playing on a Wednesday	-
Playing on a Thursday	-
Playing on a Friday	2-0
Playing on a Saturday	-
Playing on a Sunday	-
Scoring margin is 5 points or less	2-0
Margin is between 6-10	2-0
Margin is between 11-20	-
Margin is more than 20	1-0
Scoring 59 points or less	-
Scoring 60-69 points	-
Scoring 70-79 points	4-0
Scoring 80-89 points	1-0
Scoring 90-99 points	-
Scoring 100+ points	-

MISCELLANEOUS

Current streak	W5
Home court streak	W2
Away streak	-
Neutral court streak	W3

Scoring Leaders	'23-24	Career
Meechie Johnson	2	9*
B.J. Mack	2	2*
Myles Stute	1	1*
Ta'Lon Cooper	1	1*
Josh Gray		1*
Zachary Davis		1

Rebounding Leaders	'23-24	Career
Josh Gray	1	19*
Benjamin Bosmans-Verdonk	1	2*
B.J. Mack	1	1*
Ta'Lon Cooper	1	1*
Meechie Johnson	1	2*
Zachary Davis	1	1

Assists Leaders	'23-24	Career
Meechie Johnson	1	20*
Jacobi Wright		18
Ta'Lon Cooper	5	5*
Benjamin Bosmans-Verdonk		3*
Zachary Davis		2
Morris Ugusuk	1	1
Josh Gray		1*

Blocks Leaders	'23-24	Career
Josh Gray	2	23*
Benjamin Bosmans-Verdonk		5*
Stephen Clark	4	4*
Zachary Davis	1	4
B.J. Mack	2	2*
Ta'Lon Cooper	1	1*
Myles Stute	1	1*
Morris Ugusuk	2	2
Jacobi Wright		1

Steals Leaders	'23-24	Career
Zachary Davis	2	11
Meechie Johnson	1	10*
Jacobi Wright	2	8
Josh Gray		4*
Benjamin Bosmans-Verdonk		4*
B.J. Mack	2	2*
Myles Stute	1	1*
Ta'Lon Cooper	1	1*

Double-Figure Scoring	'23-24	Career
B.J. Mack	4	65
Ta'Lon Cooper	2	53
Stephen Clark		49
Myles Stute	4	34
Meechie Johnson	4	26
Jacobi Wright	2	13
Josh Gray		3
Zachary Davis	1	2

20+ points	'23-24	Career
B.J. Mack	1	21
Stephen Clark		11
Myles Stute	1	5
Meechie Johnson	1	5
Ta'Lon Cooper		
Josh Gray		1

30+ points	'23-24	Career

Double-Figure Rebounding	'23-24	Career
Stephen Clark		11
Josh Gray		8
B.J. Mack	1	8
Ta'Lon Cooper		2
Myles Stute		1

5+ assists	'23-24	Career
Ta'Lon Cooper	4	65
Stephen Clark		19
Meechie Johnson	1	10
B.J. Mack		3
Jacobi Wright		1
Benjamin Bosmans-Verdonk		1

Miscellaneous

Largest Halftime Lead		
SC	14,	USC Upstate, Nov. 6, 2023
Opp	-	
Smallest Halftime Lead		
SC	1,	vs. Grand Canyon, Nov. 19, 2023
Opp	-	
Fewest Points In First Half		
SC	30,	vs. Grand Canyon, Nov. 19, 2023
Opp	28,	USC Upstate, Nov. 6, 2023
Most Points In First Half		
SC	42,	USC Upstate, Nov. 6, 2023
Opp	33,	VMI, Nov. 13, 2023
Fewest Points In Second Half		
SC	32,	vs. DePaul, Nov. 17, 2023
Opp	25,	USC Upstate, Nov. 6, 2023
Most Points In Second Half		
SC	45,	vs. Grand Canyon, Nov. 19, 2023
Opp	46,	Virginia Tech, Nov. 10, 2023
Most Points in Overtime		
SC	-	
Opp	-	
Largest Margin of Victory		
SC	29,	USC Upstate, Nov. 6, 2023
Opp	-	
Smallest Margin of Victory		
SC	2,	vs. Virginia Tech, Nov. 10, 2023
Opp	-	

3+ steals	'23-24	Career
Ta'Lon Cooper		9
Stephen Clark		8
Zachary Davis	1	3
Meechie Johnson		2
Myles Stute		2
B.J. Mack	1	2

2+ blocks	'23-24	Career
Stephen Clark		56
Ta'Lon Cooper		15
Josh Gray		8
B.J. Mack		7
Myles Stute		1
Zachary Davis		1

Double-Doubles	'23-24	Career
Stephen Clark		11
B.J. Mack	1	8
Ta'Lon Cooper		6
Josh Gray		2
Myles Stute		1

Dunks	'23-24	Career
Josh Gray	1	27*
Zachary Davis	2	6
Benjamin-Bosmans Verdonk		2*
Stephen Clark	2	2*
Morris Ugusuk	1	1

- tied for team lead also included

- * indicates at Carolina ONLY

2023-24 GAME-BY-GAME

	Date	Result	FG-A	Pct	3FG-A	Pct	FT-A	Pct	O-D-Total	PF	Pts	A	TO	Blk	Stl	Min	Half
USC Upstate at			21-59	35.6%	4-16	25.0%	7-14	50.0%	6-21-27	16	53	13	11	5	11	200	28
South Carolina	11/6/23	W, 82-53	29-55	52.7%	12-22	54.5%	12-19	62.2%	10-35-45	18	82	16	15	4	7	200	42
& - Virginia Tech vs.			26-52	50.0%	7-22	31.8%	18-22	81.8%	6-17-23	12	77	13	5	1	8	200	31
South Carolina	11/10/23	W, 79-70	31-55	56.4%	10-21	47.6%	7-8	87.5%	8-22-30	16	79	16	10	2	2	200	38
VMI at			25-59	42.4%	4-13	30.8%	10-17	58.8%	11-29-40	22	64	11	16	5	5	200	33
South Carolina	11/13/23	W, 74-64	25-71	35.2%	7-23	30.4%	17-25	68.0%	21-23-44	13	74	14	9	3	10	200	41
^ - DePaul vs.			23-56	41.1%	4-16	25.0%	18-24	75.0%	6-23-29	26	68	11	13	3	5	200	32
South Carolina	11/17/23	W, 73-68	24-51	47.1%	5-21	23.8%	20-34	58.8%	9-29-38	24	73	12	17	3	6	200	41
^ - Grand Canyon vs.			20-51	39.2%	5-16	31.3%	23-27	85.2%	11-19-30	21	68	7	13	1	3	200	29
South Carolina	11/19/23	W, 75-68	27-50	54.0%	7-17	41.2%	14-16	87.5%	4-19-23	24	75	18	10	1	3	200	30

BOLD - home game | & - Hall of Fame Series (Charlotte, N.C.) | ^ - Arizona Tip-Off (Glendale, Ariz.) | * - indicates SEC contest



2023-24 SOUTH CAROLINA BASKETBALL

OVERALL: 5-0 // SEC: 0-0 // HOME: 2-0 // AWAY: 0-0 // NEUTRAL: 3-0

DATE	OPP.	W/L	SCORE	RECORD (SEC)	POINTS	REBOUNDS	ASSISTS	BLOCKS	STEALS	ATTENDANCE
11/6/23	USC Upstate	W	82-53	1-0	M. Johnson, T. Cooper (15)	Z. Davis (8)	Three tied (3)	Four tied (1)	Z. Davis (3)	11,216
11/10/23	Virginia Tech - &	W	79-77	2-0	M. Stute (21)	B.J. Mack (6)	T. Cooper (7)	Z. Davis/M. Ugusuk (1)	J. Wright/Z. Davis (1)	6,783
11/13/23	VMI	W	74-64	3-0	B.J. Mack (17)	B.J. Mack (13)	T. Cooper (7)	Three tied (1)	B.J. Mack (3)	10,449
11/17/23	DePaul - ^	W	73-68	4-0	M. Johnson (24)	Cooper/Gray (7)	T. Cooper (5)	Three tied (1)	Johnson/Gray (5)	3,214
11/19/23	Grand Canyon - ^	W	75-68	5-0	B.J. Mack (27)	M. Johnson (6)	T. Cooper (5)	S. Clark (1)	Three tied (1)	2,589

& - Hall of Fame Series (Charlotte, N.C.) / ^ - Arizona Tip-Off (Glendale, Ariz.) / * - indicates SEC conteset / home games in **bold**

73
68

GAME 4
Glendale, Ariz.
Desert Diamond Arena
Nov. 17, 2023
Transfers make immediate impact as team knocks down 12 3s

75
68

GAME 5
Glendale, Ariz.
Desert Diamond Arena
Nov. 19, 2023
Mack scores 21 of 27 in second half to lead Gamecocks to title

GAME 6
Columbia, S.C.
Colonial Life Arena
Nov. 28, 2023
7 p.m. (ET) - SEC Network

GLENDALE, Ariz. (AP) — Meechie Johnson scored 24 points Friday night and South Carolina never trailed in its 73-68 win over DePaul at the Arizona Tip-Off.

South Carolina (4-0) is off to its best start since the 2016-17 team, which lost 77-73 to Gonzaga in the Final Four, won its first eight games.

Johnson scored 12 points in a 20-6 run that gave the Gamecocks a 24-10 lead when he capped the spurt with a jumper and then a three-point play midway through the first half. South Carolina took a nine-point lead into intermission and stretched its lead to 58-44 when Benjamin Bosmans-Verdonk made a layup with 12:18 to play.

Elijah Fisher and K.T. Raimey each hit a 3-pointer as the Blue Demons scored 11 of 14 points to trim their deficit to six with 5 minutes to go and Da'Sean Nelson hit 1 of 2 free throws to make it 67-62 with 2:35 remaining. Johnson answered with two free throws 13 seconds and the Gamecocks, who shot just 59% (20 of 34) from the charity stripe, made 4 of 6 from the foul line from there to seal it.

Chico Carter Jr. — a native of Columbia and a graduate transfer from South Carolina — scored 24 points off of 8-of-13 shooting for DePaul (1-3).

Zachary Davis added 10 points for the Gamecocks.

GLENDALE, Ariz. (AP) — B.J. Mack hit four 3-pointers and scored 27 points — 21 in the second half — to help South Carolina beat Grand Canyon 75-68 Sunday to win the Cactus Division at the Arizona Tip-Off.

Mack made 7 of 12 from the field and 9 of 9 from the free-throw line. Myles Stute scored 12 points and Jacobi Wright added 10 — including two baskets in the final 2-plus minutes — on 4-of-5 shooting for South Carolina (5-0).

Gabe McGlothan made two free throws to open the scoring in the second half and give Grand Canyon a 31-30 lead but Mack answered with a 3-pointer that gave South Carolina the lead for good with 19:29 to play and the Lopes trailed the rest of the way.

Mack made a layup and then hit two free throws to stretch the lead to 54-43 midway through the second half but Collin Moore hit a 3-pointer to spark a 14-5 that trimmed Grand Canyon's deficit to two points with 5:32 remaining. Mack hit a 3-pointer and made three free throws after he was fouled on another 3-point shot to make it 67-58 with 4 minutes to go.

McGlothan led Grand Canyon (3-1) with 18 points, Tyson Grant-Foster scored 16, Moore 15 and Ray Harrison added 12.

GAME 4

Official Basketball Box Score - Final
South Carolina at DePaul
11/17/23 Desert Diamond Arena, Glendale
2023-24 Men's Basketball

South Carolina - 73
Record: 4-0
Technical Fouls: NONE

DePaul - 68
Record: 1-3
Technical Fouls: MURPHY 1; 19:50

USC DPU Points from Turnovers Paint Second Chance Times Tied Time with Lead

GAME 5

Official Basketball Box Score - Final
South Carolina at Grand Canyon
11/19/23 Desert Diamond Arena, Glendale
2023-24 Men's Basketball

South Carolina - 75
Record: 5-0
Technical Fouls: SHUTE 1; 19:35

Grand Canyon - 68
Record: 3-1
Technical Fouls: NONE

USC GCU Points from Turnovers Paint Second Chance Times Tied Time with Lead

GAME 6

Official Basketball Box Score - Final
South Carolina at Columbia
11/28/23 Colonial Life Arena, Columbia
2023-24 Men's Basketball

South Carolina - 73
Record: 5-0
Technical Fouls: NONE

Columbia - 68
Record: 1-3
Technical Fouls: NONE

USC GCU Points from Turnovers Paint Second Chance Times Tied Time with Lead



THE LAST TIME IN SOUTH CAROLINA BASKETBALL...

AN INDIVIDUAL ...

Scored 20 or more points:	South Carolina: B.J. Mack (27), vs. Grand Canyon (Nov. 19, 2023), in Glendale, Ariz. Opponent: Chico Carter Jr. (24), DePaul (Nov. 17, 2023), in Glendale, Ariz.
Scored 30 or more points:	South Carolina: Gregory "GG" Jackson II (30) vs. No. 16/17 Auburn (Jan. 21, 2023) in Columbia, S.C. Opponent: Devontae Shuler (31), vs. Ole Miss (Feb. 13, 2021), in Columbia, S.C.
Scored 35 or more points:	South Carolina: Sindarius Thornwell (44) vs. Alabama (Feb. 7, 2017) in Columbia, S.C. Opponent: Emoni Bates (36), Eastern Michigan (Dec. 30, 2022), in Columbia, S.C.
Scored 40 or more points:	South Carolina: Sindarius Thornwell (44), vs. Alabama (Feb. 7, 2017) in Columbia, S.C. Opponent: Brandon Miller (41), No. 2/2 Alabama (Feb. 22, 2023) in Columbia, S.C.
Collected 20 or more rebounds:	South Carolina: Sindarius Thornwell (21), vs. Alabama (Feb. 7, 2017) in Columbia, S.C. Opponent: Ekpe Udoh (20), Baylor, (Jan. 2, 2010) in Columbia, S.C.
Collected 15 or more rebounds:	South Carolina: Gregory "GG" Jackson II (16), vs. Western Kentucky (Dec. 22, 2022), in Columbia, S.C. Opponent: Henry Coleman III (15), Texas A&M (Jan. 29, 2022) in College Station, Texas
Made 12 or more field goals:	South Carolina: Jermaine Cousnard (12) vs. LSU (Feb. 19, 2022) in Columbia, S.C. Opponent: Brandon Miller (14), No. 2/2 Alabama (Feb. 22, 2023) in Columbia, S.C.
Made 10 or more field goals:	South Carolina: Gregory "GG" Jackson II (10), vs. Ole Miss (March 8, 2023), in Nashville, Tenn. Opponent: Olivier Nkambhoua (10), No. 8/9 Tennessee (Jan. 7, 2023), in Columbia, S.C.
Attempted 20 or more field goals:	South Carolina: Gregory "GG" Jackson II (20), vs. Ole Miss (March 8, 2023), in Nashville, Tenn. Opponent: Brandon Miller (25), No. 2/2 Alabama (Feb. 22, 2023) in Columbia, S.C.
Attempted 25 or more field goals:	South Carolina: Sindarius Thornwell (25), vs. Alabama (Feb. 7, 2017) in Columbia, S.C. Opponent: Brandon Miller (25), No. 2/2 Alabama (Feb. 22, 2023) in Columbia, S.C.
Dished 10 or more assists:	South Carolina: Jermaine Cousnard (10), vs. Miss. State (March 3, 2020) in Columbia, S.C. Opponent: Zakai Zeigler (11), No. 11/13 Tennessee (Feb. 25, 2023) in Knoxville, Tenn.
Swiped 5 or more steals:	South Carolina: Erik Stevenson (6), vs. Princeton (Nov. 12, 2021) in Asheville, N.C. Opponent: Myles Burns (6), Ole Miss (March 8, 2023), in Nashville, Tenn.
Blocked 5 or more shots:	South Carolina: Maik Kotsar (6), vs. North Greenville (Dec. 31, 2018) in Columbia, S.C. Opponent: Liam Robbins (6), Vanderbilt (Jan. 3, 2023), in Nashville, Tenn.
Made 5 or more 3-point field goals:	South Carolina: Myles Stute (5), vs. Virginia Tech (Nov. 10, 2023), in Charlotte, N.C. Opponent: Amaree Abram (5), Ole Miss (March 8, 2023), in Nashville, Tenn.
Attempted 8 or more 3-point field goals:	South Carolina: Mecchie Johnson (8), vs. Ole Miss (March 8, 2023), in Nashville, Tenn. Opponent: Hunter Cattoor (10), Virginia Tech (Nov. 10, 2023), in Charlotte, N.C.
Made 10 or more free throws:	South Carolina: Gregory "GG" Jackson II (11), at Miss. State (Feb. 28, 2023), in Starkville, Miss. Opponent: Kario Oquendo (10), Georgia (Jan. 28, 2023) in Athens, Ga.
Attempted 15 or more free throws:	South Carolina: Chris Silva (16), vs. Georgia (March 9, 2019) in Columbia, S.C. Opponent: Kario Oquendo (10), Georgia (Jan. 28, 2023) in Athens, Ga.
Played all 40 minutes of regulation:	South Carolina: AJ Lawson, at LSU (Jan. 16, 2021) in Baton Rouge, La. Opponent: Hunter Cattoor, Virginia Tech (Nov. 10, 2023), in Charlotte, N.C.
A player hit a last-second shot (within 3 seconds) to win a game:	South Carolina: Chico Carter Jr. (10-foot transition jumper), vs. Clemson, (Nov. 11, 2022), in Columbia, S.C. Opponent: Brandon Miller (left-handed layup), No. 2/2 Alabama (Feb. 22, 2023) in Columbia, S.C.
A player had a double-double:	South Carolina: B.J. Mack (17 pts, 13 reb), vs. VMI (Nov. 13, 2023), in Columbia, S.C. Opponent: Johni Broome (27 pts, 11 reb), No. 16/17 Auburn (Jan. 21, 2023) in Columbia, S.C.
Two or more players had a double-double:	South Carolina: Gregory "GG" Jackson II (20 pts, 10 reb) & Josh Gray (11 pts, 13 reb), at Florida (Jan. 25, 2023), in Gainesville, Fla. Opponent: Nicolas Claxton (13 pts, 10 reb) & Derek Ogbeide (11 pts, 10 reb), Georgia (March 9, 2019) in Columbia, S.C..
A player had a triple-double:	South Carolina: Sam Muldrow (16 points, 14 rebounds, 10 blocks) vs. Vanderbilt (Jan. 8, 2011) in Columbia, S.C. Opponent: Daniel Hackett (Southern California - 22 points, 10 rebounds, 10 assists) (Nov. 17, 2007) in Columbia, S.C. <i>*** Only second triple-double in South Carolina history (Chuck Eidson (25 points, 10 rebounds, 10 assists) vs. SC State (Nov. 29, 2002) in Columbia, S.C..</i>
Scored 30 or more points in back-to-back games:	South Carolina: Devan Downey, 30 vs. Kentucky (Jan. 26, 2010) in Columbia, S.C. 33 vs. Georgia (Jan. 30, 2010) in Columbia, S.C.
Scored 25 or more points in back-to-back games:	South Carolina: AJ Lawson, 25 vs. Florida A&M (Jan. 2, 2021) 30 vs. Texas A&M (Jan. 6, 2021)

A TEAM ...

Scored 100 or more points:	South Carolina: 105 vs. Army (Dec. 22, 2021) in Columbia, S.C. Opponent: 101, Arkansas (March 2, 2021) in Columbia, S.C.
Scored 50 points or less:	South Carolina: 45, at No. 11/13 Tennessee (Feb. 25, 2023) in Knoxville, Tenn. Opponent: 32, Wyoming (Nov. 10, 2019) in Columbia, S.C.
Scored 50 points in a half:	South Carolina: 61 (1st half), vs. Army (Dec. 22, 2021) in Columbia, S.C. Opponent: 50 (1st half), Texas A&M (Jan. 14, 2023), in Columbia, S.C.
Failed to score 25 points in a half:	South Carolina: 19 (2nd half), at No. 11/13 Tennessee (Feb. 25, 2023) in Knoxville, Tenn. Opponent: 23 (2nd half), Ole Miss (Feb. 11, 2023), in Oxford, Miss.

Collected 50 or more rebounds:	South Carolina: 51, vs. Western Kentucky (Dec. 22, 2022), in Columbia, S.C. Opponent: 51, Clemson (Dec. 18, 2021) in Clemson, S.C.
Shot 60% or better from the field:	South Carolina: 60.0% (39-65), vs. High Point (March 15, 2016) in Columbia, S.C. Opponent: 69.6% (32-46) Missouri (Feb. 28, 2013) in Columbia, S.C.
Shot 50% or better from the field:	South Carolina: 54.0% (27-50), vs. Grand Canyon (Nov. 19, 2023), in Glendale, Ariz. Opponent: 50.0% (26-52), Virginia Tech (Nov. 10, 2023), in Charlotte, N.C..
Shot less than 30% from the field:	South Carolina: 25.0% (12-48), vs. No. 8/9 Tennessee (Jan. 7, 2023), in Columbia, S.C. Opponent: 27.3% (15-55), Texas A&M (Feb. 8, 2020) in Columbia, S.C.
Shot 50% or better from 3-point range (at least 10 attempts):	South Carolina: 54.5% (12-22), vs. USC Upstate (Nov. 6, 2023), in Columbia, S.C. Opponent: 51.9% (14-27), No. 22/20 Tennessee, (Feb. 5, 2022), in Columbia, S.C.
Shot 20% or less from 3-point range (at least 10 attempts):	South Carolina: 14.3% (2-14), vs. Georgia (March 4, 2023), in Columbia, S.C. Opponent: 17.6% (3-17), No. 16/17 Auburn (Jan. 21, 2023) in Columbia, S.C.
Dished 20 or more assists:	South Carolina: 20, at LSU (Feb. 18, 2023), in Baton Rouge, La. Opponent: 29, No. 11/13 Tennessee (Feb. 25, 2023) in Knoxville, Tenn.
Made 35 or more shots:	South Carolina: 45, vs. Allen (Dec. 14, 2021) in Columbia, S.C. Opponent: 36, No. 11/13 Tennessee (Feb. 25, 2023) in Knoxville, Tenn..
Attempted 80 or more shots:	South Carolina: 82, vs. No. 5/4 Kentucky, (Feb. 8, 2022) in Columbia, S.C. Opponent: 83, LSU (Feb. 10, 1996) in Columbia, S.C.
Attempted 70 or more shots:	South Carolina: 71, vs. VMI (Nov. 13, 2023), in Columbia, S.C. Opponent: 72, Army (Dec. 22, 2021) in Columbia, S.C.
Made 10 or more 3-pointers:	South Carolina: 10, vs. Virginia Tech (Nov. 10, 2023), in Charlotte, N.C. Opponent: 10, No. 11/13 Tennessee (Feb. 25, 2023) in Knoxville, Tenn.
Did not make a 3-pointer:	South Carolina: vs. USC Upstate (Nov. 6, 2018) in Columbia Opponent: Mississippi State (Feb. 23, 2022) in Columbia, S.C.
Attempted 30 or more 3-pointers:	South Carolina: 32, at LSU (Feb. 18, 2023), in Baton Rouge, La. Opponent: 37, Vanderbilt (Feb. 14, 2023) in Columbia, S.C..
Attempted 25 or more 3-pointers:	South Carolina: 27, vs. Vanderbilt (Feb. 14, 2023) in Columbia, S.C.. Opponent: 27, No. 2/2 Alabama (Feb. 22, 2023) in Columbia, S.C.
Made 30 or more free throws:	South Carolina: 34, vs. DePaul (Nov. 17, 2023), in Glendale, Ariz. Opponent: 34, Ole Miss (Feb. 13, 2021) in Columbia, S.C.
Attempted 40 or more free throws:	South Carolina: 50, vs. Alabama (Feb. 7, 2017) in Columbia, S.C. Opponent: 44, Ole Miss (Feb. 13, 2021) in Columbia, S.C.
Swiped 15 or more steals:	South Carolina: 15, at Georgia (Feb. 27, 2021) in Athens, Ga. Opponent: 15, Georgia (Jan. 28, 2023) in Athens, Ga.
Blocked 12 or more shots:	South Carolina: 12, vs. Coastal Carolina (Nov. 30, 2018) in Coulmbia, S.C. Opponent: 12, Florida (Feb. 3, 2021) in Gainesville, Fla.
Blocked 8 or more shots:	South Carolina: 8, vs. Army (Dec. 22, 2021) in Columbia, S.C. Opponent: 9, Florida (Jan. 25, 2023), in Gainesville, Fla.
Won by 30 or more points:	South Carolina: 30, vs. Army (Dec. 22, 2021) in Columbia, S.C. Opponent: 40, No. 11/13 Tennessee (Feb. 25, 2023) in Knoxville, Tenn.
Won by 20 or more points:	South Carolina: 29, vs. USC Upstate (Nov. 6, 2023), in Columbia, S.C. Opponent: 21, Florida (Jan. 25, 2023), in Gainesville, Fla.
Played a single overtime game:	Win: 74-71, at Georgetown (Dec. 3, 2022), in Washington, D.C. Loss: 78-76, vs. No. 2/2 Alabama (Feb. 22, 2023) in Columbia, S.C.
Played a double overtime game:	Win: 87-85 vs. WKU (Nov. 27, 2010) in Bowling Green, Ky. Loss: 98-88 vs. Louisville (Feb. 20, 1988) in Columbia, S.C.
South Carolina played a No. 1 Team in the country:	Win: 68-62 vs. No. 1/1 Kentucky (Jan. 26, 2010) in Columbia, S.C. Loss: 85-73 loss to No. 1/1 Tennessee (Feb. 13, 2019) in Knoxville, Tenn.
South Carolina played a top-5 opponent:	Win: 68-62 vs. No. 1/1 Kentucky, (Jan. 26, 2010) in Columbia, S.C. Loss: 78-76 OT loss to No. 2/2 Alabama (Feb. 22, 2023) in Columbia, S.C.
South Carolina played a top-10 opponent:	Win: 81-78 win vs. No. 10/12 Kentucky (Jan. 15, 2020) in Columbia, S.C. Loss: 85-42 loss vs. No. 8/9 Tennessee (Jan. 7, 2023), in Columbia, S.C.
South Carolina played a top-25 opponent:	Win: 77-62 win at No. 22/23 Florida (Feb. 3, 2021) in Gainesville, Fla. Loss: 85-45 loss at No. 11/13 Tennessee (Feb. 25, 2023) in Knoxville, Tenn.
South Carolina defeated a ranked opponent:	Home: 81-78 win vs. No. 10/12 Kentucky (Jan. 15, 2020) in Columbia, S.C. Away: 77-62 win at Florida (Feb. 3, 2021) in Gainesville, Fla. Neutral: 77-70 vs. No. 20/17 Florida (March 26, 2017) in New York City SEC Home: 81-78 win vs. No. 10/12 Kentucky (Jan. 15, 2020) in Columbia, S.C. SEC Away: 77-72 win at No. 20/22 Florida (Jan. 24, 2018) in Gainesville, Fla. Non-conference away: 70-59 win at No. 9/7 Virginia (Dec. 22, 2019) in Charlottesville, Va.
South Carolina defeated a top-10 opponent:	Home: 81-78 win vs. No. 10/12 Kentucky (Jan. 15, 2020) in Columbia, S.C. Away: 70-59 win at No. 9/7 Virginia (Dec. 22, 2019) in Charlottesville, Va. Neutral: 88-81 win vs. No. 7/7 Duke (March 19, 2017) in Greenville, S.C.
A South Carolina win opened the season:	Home: 82-53 win vs. USC Upstate (Nov. 6, 2023), in Columbia, S.C. Away: 73-52 win at Wofford (Nov. 10, 2017) in Spartanburg, S.C. Neutral: 74-61 win vs. Chaminade (Nov. 19, 2001) in Maui, Hawaii (Maui Invite)
South Carolina opened SEC play:	Home: 85-42 loss vs. No. 8/9 Tennessee (Jan. 7, 2023), in Columbia, S.C. Away: 84-79 OT loss at Vanderbilt (Jan. 3, 2023), in Nashville, Tenn.

0

EBRIMA DIBBA *Ee-BRIME-uh DEEB-ah*

RSr. • Guard • 6-5 • 214 • Bredäng, Sweden // Coastal Carolina

CAREER HIGHS

Single Game Highs

Statistic	Value
Points	19 vs Utah 11/21/19
Rebounds	10 vs Ga. Southern 02/21/21, vs App State 03/07/21, at South Alabama 03/28/22
Assists	12 vs ULM 12/30/21
Steals	6 vs Columbia Int'l 12/03/20
Blocks	1 7 times
FG Made	7 4 times
FG Attempts	15 at DePaul 03/27/19
3FG Made	2 7 times
3FG Attempts	6 at DePaul 03/27/19
FT Made	9 vs Winthrop 12/04/21
FT Attempts	12 vs Winthrop 12/04/21

SUPERLATIVES

	'23-24	Career
Double-figure scoring	-	39
Double-figure rebounding	-	3
Double-figure assists	-	5
Double-double	-	4
5+ assists	-	1
2+ steals	-	34
Team high scoring	-	-
Team high rebounding	-	-
Team high assists	-	-
Team high steals	-	-



INSTAGRAM: @ebrimadibba_
TWITTER: @_EbrimaDibba

*includes led, or shared team high; * Carolina ONLY*

2023-24 GAME-BY-GAME

Opponent	Date	GS	MIN	Total		3-Pointers		Free throws		Rebounds				PF	A	TO	BLK	STL	PTS	AVG	
				FG-FGA	PCT	3FG-3FGA	PCT	FT-FTA	PCT	OFF	DEF	TOT	AVG								
USC Upstate	11/06/2023		02:49	0-1	.000	0-0	.000	0-0	.000	0	0	0	0	0	1	1	1	0	0	0	0.0
Totals		0	02:49	0-1	.000	0-0	.000	0-0	.000	0	0	0	0	0.0	1	1	0	0	0	0	0.0

Player Averages

Games Played	Minutes/game	Points/game	FG Pct	3FG Pct	FT Pct	Rebounds/game	Assists/game	Turnovers/game	Assist/Turnover ratio	Steals/game	Blocks/game
1	2.8	0.0	0.0	0.0	0.0	0.0	1.0	1.0	1.0	0.0	0.0

PLAYER BIO

2023-24

- Experienced player who returns after suffering a season-ending achilles injury in summer workouts back in June of 2022

PRE-SOUTH CAROLINA

- Played 90 games at Coastal Carolina and started 87 games
- Averaged 8.2 points, 5.2 assists and 4.8 rebounds per game over his four seasons as a Chanticleer
- Scored 10 or more points in 39 games in a Coastal Carolina uniform
- Assisted on 10 or more made baskets in five games, two of which notched him a double-double
- Earned a points/assists double-double on Feb. 2, 2019, against Louisiana and on Dec. 6, 2021, against Mercer
- Collected 10 or more rebounds on three different occasions, two of which clinched a double-double
- Earned a points/rebounds double-double against Georgia Southern on Feb. 21, 2021, and against March 7, 2021, against Appalachian State
- Scored a career-high 19 points against Utah on Nov. 21, 2019 and made seven of his 11 field goal attempts
- Dished a career-high 12 assists against Louisiana-Monroe on Dec. 30, 2021
- Swiped multiple steals in 34 games, including grabbing a career-high six steals on Dec. 3, 2021, against Columbia International
- Was named to the 2021 Sun Belt Conference Commissioner's List; was also named to the Coastal Carolina President's List in 2021 (4.0 GPA)

PERSONAL

- Son of
- Has two brothers and two sisters
- Sport & entertainment management major
- Diehard fan of Chelsea Football Club; soccer is favorite sport other than basketball
- Close friends with Alexander Isak, striker for Newcastle United of the English Premier League
- Earliest basketball memory is playing with his big brother around 9-10 years old

CAREER STATS

SEASON	TEAM	GP-GS	MIN/AVG	Field Goals		3-Point		F-Throws		Rebounds				Scoring						
				FG-FGA	FG%	3FG-3FGA	3FG%	FT-FTA	FT%	OFF	DEF	TOT	AVG	PF-FO	A	TO	BLK	STL	PTS	AVG
2018-19	CCU	26-24	797/30.6	74-163	.454	13-43	.302	60-78	.769	9	98	107	4.1	48-0	123	67	4	34	221	8.5
2019-20	CCU	6-6	183/30.5	23-52	.442	2-4	.500	17-18	.944	7	18	25	4.2	10-0	29	9	0	10	65	10.8
2020-21	CCU	26-26	856/32.9	70-160	.438	11-37	.297	45-60	.750	21	124	145	5.6	42-0	143	78	3	40	196	7.5
2021-22	CCU	32-31	1063/33.2	85-185	.459	11-31	.355	77-96	.802	19	133	152	4.8	55-1	173	92	0	45	258	8.1
2023-24	USC	1-0	3/2.8	0-1	.000	0-0	.000	0-0	.000	0	0	0	0.0	1-0	1	1	0	0	0	0.0
TOTAL FOR USC	1-0	3/2.8	0-1	.000	0-0	.000	0-0	0-0	.000	0	0	0	0.0	1-0	1	1	0	0	0	0.0
TOTAL	91-87	2902/31.9	252-561	.449	37-115	.322	199-252	.790	56	373	429	4.7	156-1	469	247	7	129	740	8.1	

1

JACOBI WRIGHT

Jr. • Guard • 6-2 • 182 • Fort Mill, S.C. // Legacy Early College (Greenville, S.C.)

CAREER HIGHS

Single Game Highs

Statistic	Value
Points	18 at LSU 02/18/23, vs Alabama 02/22/23
Rebounds	6 vs Georgetown 12/05/21, vs Eastern Mich. 12/30/22
Assists	6 vs Georgetown 12/05/21
Steals	2 7 times
Blocks	1 vs Florida 01/15/22, vs Davidson 11/18/22
FG Made	7 vs Alabama 02/22/23
FG Attempts	12 vs USC Upstate 11/25/22
3FG Made	5 at LSU 02/18/23
3FG Attempts	8 at LSU 02/18/23
FT Made	5 vs Georgia 03/04/23
FT Attempts	8 vs Georgia 03/04/23

SUPERLATIVES

	'23-24	Career
Double-figure scoring	2	13
Double-figure assists	-	-
Double-double	-	-
5+ assists	-	1
2+ steals	-	7
Team high scoring	-	-
Team high rebounding	-	-
Team high assists	-	18
Team high steals	2	8

includes led, or shared team high



INSTAGRAM: @jacobi

TWITTER: @JacobiWright

TIKTOK: @jacobiwright

2023-24 GAME-BY-GAME

Opponent	Date	GS	MIN	Total		3-Pointers		Free throws		Rebounds				Points						
				FG-FGA	PCT	3FG-3FGA	PCT	FT-FTA	PCT	OFF	DEF	TOT	AVG	PF	A	TO	BLK	STL	PTS	AVG
USC Upstate	11/06/2023		20:49	4-7	.571	1-1	1.000	0-0	.000	1	2	3	3.0	1	2	1	0	0	9	9.0
vs Virginia Tech	11/10/2023		22:13	4-7	.571	1-2	.500	3-3	1.000	0	1	1	2.0	2	0	2	0	1	12	10.5
VMI	11/13/2023		25:29	3-7	.429	2-2	1.000	1-2	.500	0	3	3	2.3	2	2	1	0	1	9	10.0
vs DePaul	11/17/2023		24:27	2-5	.400	0-2	.000	2-2	1.000	0	3	3	2.5	2	2	2	0	0	6	9.0
vs Grand Canyon	11/19/2023		25:49	4-5	.800	0-0	.000	2-2	1.000	0	1	1	2.2	1	3	1	0	1	10	9.2
Totals		0	118:47	17-31	.548	4-7	.571	8-9	.889	1	10	11	2.2	8	9	7	0	3	46	9.2

Player Averages

Games Played	Minutes/game	Points/game	FG Pct	3FG Pct	FT Pct	Rebounds/game	Assists/game	Turnovers/game	Assist/Turnover ratio	Steals/game	Blocks/game
5	23.8	9.2	54.8	57.1	88.9	2.2	1.8	1.4	1.3	0.6	0.0

PLAYER BIO

AWARDS/HONORS

- SEC Academic Honor Roll – 2021-22, 2022-23
- SEC Community Service Team – 2022

2023-24

CAREER HIGHLIGHTS

- Became key contributor in sophomore campaign, playing in 32 games with 15 starts including the final nine games of the season
- Averaged 7.3 points, 2.1 rebounds and 1.8 assists per game ; scored in double figures nine times and dished out three or more assists on 10 occasions
- Came off the bench in rivalry win vs. Clemson (Nov. 11) and had 10 points, four rebounds and two assists
- Had 13 points off the bench in overtime game at Georgia (Jan. 28) ; was his first career SEC game in double figures
- Led the team to a comeback victory on the road at Ole Miss (Feb. 11) with 17 points, five rebounds and four assists ; nailed a go-ahead corner 3 with 44 seconds remaining in the 64-61 victory
- Led the team to victory again on the road with a career-high 18 points at LSU (Feb. 18) ; went 5-of-8 from behind the arc, marking career highs in both categories
- Scored 18 points again the ensuing game vs. No. 2/2 Alabama (Feb. 22) ; went 7-of-10 from the field and 4-for-4 at the free throw line in the back-and-forth, overtime thriller
- Appeared in 31 games making nine starts in first season on campus in 2021-22
- Averaged 3.4 points, 1.8 assists and 1.6 rebounds per game

PERSONAL

- Son of Chris and Mikisha Wright ; has a younger sister, Kiana
- His advice to young people is "believe in yourself, or nobody else will, everyone's journey is different."
- Began playing basketball at the age of five
- Lists Devin Booker as his favorite professional basketball player
- A sport and entertainment management major

CAREER STATS

SEASON	TEAM	GP-GS	MIN/AVG	Field Goals		3-Point		F-Throws		Rebounds				Scoring						
				FG-FGA	FG%	3FG-3FGA	3FG%	FT-FTA	FT%	OFF	DEF	TOT	AVG	PF-FO	A	TO	BLK	STL	PTS	AVG
2021-22	USC	30-9	465/15.5	36-113	.319	11-43	.256	20-28	.714	7	40	47	1.6	36-0	55	38	1	15	103	3.4
2022-23	USC	32-15	941/29.4	82-207	.396	28-80	.350	42-57	.737	14	53	67	2.1	56-0	57	31	1	17	234	7.3
2023-24	USC	5-0	119/23.8	17-31	.548	4-7	.571	8-9	.889	1	10	11	2.2	8-0	9	7	0	3	46	9.2
TOTAL		67-24	1524/22.7	135-351	.385	43-130	.331	70-94	.745	22	103	125	1.9	100-0	121	76	2	35	383	5.7

2

B.J. MACK

Gr. • Forward • 6-8 • 270 • Charlotte, N.C. // Wofford

CAREER HIGHS

Single Game Highs

Statistic	Value
Points	28 at Gardner-Webb 12/08/21, at UNC Greensboro 02/12/23
Rebounds	13 at Gardner-Webb 12/08/21, vs VMI 11/13/23
Assists	6 vs Hampton 11/19/21
Steals	3 at Chattanooga 01/25/23, vs VMI 11/13/23
Blocks	2 7 times
FG Made	10 at Gardner-Webb 12/08/21, at ETSU 01/08/22
FG Attempts	20 at UNC Greensboro 02/12/23
3FG Made	5 at UNC Greensboro 02/12/23
3FG Attempts	8 vs South Fla. 12/12/20, vs UNC Greensboro 12/31/22, at UNC Greensboro 02/12/23
FT Made	9 vs Samford 01/28/23, vs Grand Canyon 11/19/23
FT Attempts	11 at Gardner-Webb 12/08/21

SUPERLATIVES

	'23-24	Career
Double-figure scoring	4	65
Double-figure rebounding	1	8
Double-double	1	8
5+ assists	-	3
2+ blocks	-	7
3+ steals	1	2
Team high scoring	2	2*
Team high rebounding	1	1*
Team high assists	-	-
Team high blocks	2	2*

includes led, or shared team high; * Carolina ONLY



INSTAGRAM: @thebjmack

TWITTER: @thebjmack33

TIKTOK: @thebjmack

2023-24 GAME-BY-GAME

Opponent	Date	GS	MIN	Total		3-Pointers		Free throws		Rebounds				PF A TO BLK STL PTS AVG						
				FG-FGA	PCT	3FG-3FGA	PCT	FT-FTA	PCT	OFF	DEF	TOT	AVG	PF	A	TO	BLK	STL	PTS	AVG
USC Upstate	11/06/2023	*	20:02	4-9	.444	3-6	.500	2-2	1.000	1	2	3	3.0	3	1	2	1	0	13	13.0
vs Virginia Tech	11/10/2023	*	25:46	9-16	.563	1-4	.250	0-1	.000	1	5	6	4.5	3	1	1	0	0	19	16.0
VMI	11/13/2023	*	28:52	5-11	.455	1-3	.333	6-7	.857	6	7	13	7.3	0	0	0	1	3	17	16.3
vs DePaul	11/17/2023	*	15:59	2-5	.400	0-3	.000	0-0	.000	0	1	1	5.8	4	1	4	0	0	4	13.3
vs Grand Canyon	11/19/2023	*	26:23	7-12	.583	4-7	.571	9-9	1.000	1	2	3	5.2	4	2	2	0	1	27	16.0
Totals			5 117:03	27-53	.509	9-23	.391	17-19	.895	9	17	26	5.2	14	5	9	2	4	80	16.0

Player Averages

Games Played	Minutes/game	Points/game	FG Pct	3FG Pct	FT Pct	Rebounds/game	Assists/game	Turnovers/game	Assist/Turnover ratio	Steals/game	Blocks/game
5	23.4	16.0	50.9	39.1	89.5	5.2	1.0	1.8	0.6	0.8	0.4

PLAYER BIO

AWARDS/HONORS

- NABC First Team All-District (2022, 2023)
- First Team All-SoCon (2023)
- Second Team All-SoCon (2022)
- SoCon All-Tournament Team (2022)
- SoCon Academic Honor Roll (2022)

2023-24

- 17 points and 13 rebounds for 8th career double-double in 74-64 win over VMI (Nov. 13)
- Scored game-winning bucket with 20 sec. remaining in 79-77 win over Virginia Tech (Nov. 10) in the Hall of Fame Series at the Spectrum Center; 15 of his 19 pts came in 2nd half

CAREER HIGHLIGHTS

- In 85 games played (69 starts) in three seasons at Wofford (2020-23), Mack averaged 14.1 points, 5.2 rebounds and 1.5 assists per game
- Started all 32 games in 2022-23 and averaged 16.6 points, 5.6 rebounds and 1.4 assists per game
- Started all 32 games again in 2021-22, averaging 16.5 points, 6.1 rebounds and 2.2 assists per game; shot 53.6 percent (199-of-371) from the field and 44.8 percent from 3 (39-of-87)
- Owned a career 50.6 (443-of-876) field goal percentage for the Terriers
- A threat from behind the arc, shot 36.6 percent (108-of-225) from distance in his three seasons at Wofford
- Shot a career-best 44.8 percent (39-of-87) from 3-point territory as a junior in 2021-22; also a career 82.1 percent (211-of-257) free throw shooter
- Began his college career at USF in 2019-20 and averaged 2.1 points and 1.2 rebounds per game in limited action for the Bulls
- Chose the Gamecocks over offers from Alabama, Iowa, Arkansas, LSU, Vanderbilt, Florida and Ole Miss

PERSONAL

- Son of Brian and Larrietta Mack – has a younger sister, Briah
- Graduated with a degree in sociology and anthropology from Wofford
- Two of his uncles helped construct the safe rooms at The White House
- Favorite food is Chipotle and favorite movie is Rush Hour 3
- Dream car is Lamborghini Urus truck

CAREER STATS

SEASON	TEAM	GP-GS	MIN/AVG	Field Goals		3-Point		F-Throws		Rebounds				Scoring						
				FG-FGA	FG%	3FG-3FGA	3FG%	FT-FTA	FT%	OFF	DEF	TOT	AVG	PF-FO	A	TO	BLK	STL	PTS	AVG
2019-20	USF	19-0	142/7.5	15-34	.441	3-14	.214	6-6	1.000	5	18	23	1.2	13-0	1	4	3	2	39	2.1
2020-21	WOF	21-5	374/17.8	53-117	.453	17-53	.321	19-22	.864	21	49	70	3.3	44-1	14	24	9	8	142	6.8
2021-22	WOF	32-32	917/28.7	199-371	.536	39-87	.448	90-110	.818	74	123	197	6.2	66-0	70	78	17	20	527	16.5
2022-23	WOF	32-32	996/31.1	191-388	.492	52-155	.335	96-119	.807	36	142	178	5.6	53-0	44	45	14	19	530	16.6
2023-24	USC	5-5	117/23.4	27-53	.509	9-23	.391	17-19	.895	9	17	26	5.2	14-0	5	9	2	4	80	16.0
TOTAL FOR USC		5-5	117/23.4	27-53	.509	9-23	.391	17-19	.895	9	17	26	5.2	14-0	5	9	2	4	80	16.0
TOTAL		109-74	2547/23.4	485-963	.504	120-332	.361	228-276	.826	145	349	494	4.5	190-1	134	160	45	53	1318	12.1

4

STEPHEN CLARK

Gr. • Forward • 6-8 • 208 • Charlotte, N.C. // The Citadel

CAREER HIGHS

Single Game Highs

Statistic	Value
Points	28 vs Western Caro. 01/14/23
Rebounds	15 at South Carolina St. 11/28/21
Assists	8 5 times
Steals	4 vs Furman 02/15/23
Blocks	6 at Western Caro. 01/05/22
FG Made	11 vs Presbyterian 11/10/22, vs IUPUI 11/25/22, vs ETSU 01/11/23
FG Attempts	20 vs Western Caro. 01/14/23
3FG Made	2 5 times
3FG Attempts	5 vs VMI 02/02/23
FT Made	7 vs Western Caro. 01/14/23
FT Attempts	11 at Furman 01/04/23

SUPERLATIVES

	'23-24	Career
Double-figure scoring	-	49
Double-figure rebounding	-	11
Double-double	-	11
5+ assists	-	19
3+ steals	-	8
2+ blocks	-	56
Team high scoring	-	-
Team high rebounding	-	-
Team high assists	-	-
Team high blocks	4	4*



INSTAGRAM: @stephen_clark4

TWITTER: @stephen_clark1

includes led, or shared team high ; * Carolina ONLY

2023-24 GAME-BY-GAME

Opponent	Date	GS	MIN	Total		3-Pointers		Free throws		Rebounds				PF	A	TO	BLK	STL	PTS	AVG
				FG-FGA	PCT	3FG-3FGA	PCT	FT-FTA	PCT	OFF	DEF	TOT	AVG							
USC Upstate	11/06/2023	*	14:53	2-4	.500	0-0	.000	0-0	.000	0	2	2	2.0	2	2	4	1	0	4	4.0
vs Virginia Tech	11/10/2023	*	12:10	1-3	.333	0-0	.000	0-0	.000	1	1	2	2.0	1	1	0	0	2	3.0	
VMI	11/13/2023	*	11:56	3-6	.500	1-2	.500	0-0	.000	0	2	2	2.0	3	1	1	1	0	7	4.3
vs DePaul	11/17/2023	*	11:16	1-1	1.000	0-0	.000	0-0	.000	0	2	2	2.0	2	2	0	1	0	2	3.8
vs Grand Canyon	11/19/2023	*	20:36	3-3	1.000	0-0	.000	0-0	.000	0	1	1	1.8	4	2	1	1	0	6	4.2
Totals			5 70:51	10-17	.588	1-2	.500	0-0	.000	1	8	9	1.8	12	8	6	4	0	21	4.2

Player Averages

Games Played	Minutes/game	Points/game	FG Pct	3FG Pct	FT Pct	Rebounds/game	Assists/game	Turnovers/game	Assist/Turnover ratio	Steals/game	Blocks/game
5	14.2	4.2	58.8	50.0	0.0	1.8	1.6	1.2	1.3	0.0	0.8

PLAYER BIO

AWARDS/HONORS

- SoCon Honor Roll (2019-20)

2023-24

CAREER HIGHLIGHTS

- Played in 109 games, making 88 starts in four seasons at The Citadel (2019-23) ; had 48 career games in double figures
- Averaged 9.5 points, 5.1 rebounds, 2.6 assists and 1.8 blocks per game
- Scored 1,038 career points for the Bulldogs
- Shot 52.1 percent from the field for his career (428-of-821)
- Had the best season of his career as a senior in 2022-23, averaging 16.3 points, 6.5 rebounds, 2.8 assists and 1.8 blocks per game
- Logged 10, 20-point performances in final season in Charleston ; scored career-high 28 points in a 65-51 win over Western Carolina (1/14/23)
- Averaged 9.7 points, 6.1 rebounds, 3.6 assists and 2.4 blocks per game as a junior in 2021-22 ; shot 53.9 percent from the floor (125-of-232)

PERSONAL

- Son of Drew and Missy Clark
- Graduated from The Citadel with a degree in mechanical engineering
- Favorite pregame meal is steak and potatoes
- Winning is what motivates him
- His biggest red flag in a person is if they are on social media too much

CAREER STATS

SEASON	TEAM	GP-GS	MIN/AVG	Field Goals		3-Point		F-Throws		Rebounds				Scoring						
				FG-FGA	FG%	3FG-3FGA	3FG%	FT-FTA	FT%	OFF	DEF	TOT	AVG	PF-FO	A	TO	BLK	STL	PTS	AVG
2019-20	Cit	21-7	326/15.5	31-62	.500	3-19	.158	4-8	.500	11	29	40	1.9	27-0	23	24	16	8	69	3.3
2020-21	Cit	25-18	584/23.4	62-100	.620	2-12	.167	22-41	.537	30	86	116	4.6	49-0	53	41	46	19	148	5.9
2021-22	Cit	31-31	981/31.6	125-232	.539	10-35	.286	40-73	.548	41	147	188	6.1	96-4	112	72	75	19	300	9.7
2022-23	Cit	32-32	1106/34.6	210-427	.492	11-49	.224	90-134	.672	49	160	209	6.5	80-6	91	94	58	29	521	16.3
2023-24	USC	5-5	71/14.2	10-17	.588	1-2	.500	0-0	.000	1	8	9	1.8	12-0	8	6	4	0	21	4.2
TOTAL FOR USC		5-5	71/14.2	10-17	.588	1-2	.500	0-0	.000	1	8	9	1.8	12-0	8	6	4	0	21	4.2
TOTAL		114-93	3068/26.9	438-838	.523	27-117	.231	156-256	.609	132	430	562	4.9	264-10	287	237	199	75	1059	9.3

5

MEECHIE JOHNSON

Jr. • Guard • 6-2 • 184 • Cleveland, Ohio // Ohio State

CAREER HIGHS

Single Game Highs

Statistic	Value	
Points	26	at Kentucky 01/10/23
Rebounds	7	at Georgetown 12/03/22
Assists	8	at Georgetown 12/03/22
Steals	4	vs Bowling Green 11/15/21
Blocks	1	5 times
FG Made	9	at Kentucky 01/10/23
FG Attempts	18	vs Alabama 02/22/23
3FG Made	6	vs Western Ky. 12/22/22, at Kentucky 01/10/23
3FG Attempts	11	vs Western Ky. 12/22/22
FT Made	8	vs Georgia 03/04/23
FT Attempts	11	vs Georgia 03/04/23, vs DePaul 11/17/23

SUPERLATIVES

	'23-24	Career
Double-figure scoring	4	26
Double-figure assists	-	-
Double-double	-	-
5+ assists	1	9
3+ steals	-	2
Team high scoring	2	9*
Team high rebounding	1	2*
Team high assists	1	20*
Team high steals	1	10*

includes led, or shared team high; * Carolina ONLY



INSTAGRAM: @meechie.1

TWITTER: @MeechieJohnson0

TIKTOK: @meechie.1

2023-24 GAME-BY-GAME

Opponent	Date	GS	MIN	Total		3-Pointers		Free throws		Rebounds				PF	A	TO	BLK	STL	PTS	AVG
				FG-FGA	PCT	3FG-3FGA	PCT	FT-FTA	PCT	OFF	DEF	TOT	AVG							
USC Upstate	11/06/2023	*	25:03	4-5	.800	2-2	1.000	5-8	.625	0	5	5	5.0	3	3	2	0	1	15	15.0
vs Virginia Tech	11/10/2023	*	28:40	4-8	.500	1-4	.250	2-2	1.000	0	4	4	4.5	1	5	4	0	0	11	13.0
VMI	11/13/2023	*	22:39	4-16	.250	1-6	.167	4-7	.571	1	1	2	3.7	1	0	1	0	1	13	13.0
vs DePaul	11/17/2023	*	28:47	8-16	.500	1-7	.143	7-11	.636	2	3	5	4.0	5	1	1	0	2	24	15.8
vs Grand Canyon	11/19/2023	*	31:31	4-10	.400	1-3	.333	0-0	.000	0	6	6	4.4	2	2	3	0	0	9	14.4
Totals			5 136:41	24-55	.436	6-22	.273	18-28	.643	3	19	22	4.4	12	11	11	0	4	72	14.4

Player Averages

Games Played	Minutes/game	Points/game	FG Pct	3FG Pct	FT Pct	Rebounds/game	Assists/game	Turnovers/game	Assist/Turnover ratio	Steals/game	Blocks/game
5	27.3	14.4	43.6	27.3	64.3	4.4	2.2	2.2	1.0	0.8	0.0

PLAYER BIO

AWARDS/HONORS

- SEC Academic Honor Roll – 2022-23
- Big Ten Academic Honor Roll – 2021-22

2023-24

- Double-figures in first four games to start the season

CAREER HIGHLIGHTS

- Played in 30 games, making 29 starts in first season on campus in 2022-23; was team's second leading scorer, averaging 12.7 points per game; led the Gamecocks averaging 3.6 assists per contest, which ranked eighth in the SEC
- Scored in double figures 20 times with four 20-point performances (team 3-1 in those games); had 15 games with four or more assists
- Only player on the team to start all 18 SEC games and led the team in scoring (13.7 ppg) and assists (3.5 apg)
- Shot 32.7 percent (70-of-214) and was one of eight players in the SEC to make 70 3s on the year; had 11 games with three or more makes from behind the arc
- Led the team with a 76.3 percent (58-of-76) clip at the free throw line; was 44-of-50 (88.0 percent) at the line in SEC play
- After a slow start to the year, burst onto the scene with 17 points, eight assists and seven rebounds in a come-back road win in overtime at Georgetown (Dec. 3); hit the game-winning 3 with 25.9 seconds to go as Carolina prevailed, 74-71; would go on to score in double-figures nine straight games
- Had 25 points and six rebounds in a victory over Western Kentucky (Dec. 22); knocked down a career-high six 3s
- Scored career-high 26 points to lead the team to a 71-68, wire-to-wire victory at Kentucky (Jan. 10); went 9-of-16 from the field and knocked down six triples again; also had six rebounds and six assists; became the first Gamecock since All-American Sindarius Thornwell (in 2017) with 25, five and five in a game; was the team's first win at Rupp Arena since 2009 and snapped a 28-game home win streak

PERSONAL

- Son of Meechie Johnson Sr. and Mannuella Cooper
- Full name is Demterius Johnson but goes by Meechie
- Enjoys spending time with family and attending church
- Has 93.4K followers on TikTok
- Enjoys spending time with his Golden Doodle, Nemo

CAREER STATS

SEASON	TEAM	GP-GS	MIN/AVG	Field Goals		3-Point		F-Throws		Rebounds				Scoring						
				FG-FGA	FG%	3FG-3FGA	3FG%	FT-FTA	FT%	OFF	DEF	TOT	AVG	PF-FO	A	TO	BLK	STL	PTS	AVG
2020-21	OSU	17-0	100/5.9	7-18	.389	6-12	.500	1-6	.167	1	6	7	0.4	6-0	3	5	1	3	21	1.2
2021-22	OSU	26-5	461/17.7	37-120	.308	27-84	.321	14-19	.737	8	32	40	1.5	40-0	31	35	3	17	115	4.4
2022-23	USC	30-29	999/33.3	126-349	.361	70-214	.327	58-76	.763	19	91	110	3.7	52-1	109	72	1	22	380	12.7
2023-24	USC	5-5	137/27.3	24-55	.436	6-22	.273	18-28	.643	3	19	22	4.4	12-1	11	11	0	4	72	14.4
TOTAL FOR USC		35-34	1136/32.5	150-404	.371	76-236	.322	76-104	.731	22	110	132	3.8	64-2	120	83	1	26	452	12.9
TOTAL		78-39	1697/21.8	194-542	.358	109-332	.328	91-129	.705	31	148	179	2.3	110-2	154	123	5	46	588	7.5

10

MYLES STUTE *STEW-tee*

Jr. • Guard • 6-6 • 209 • Washington, D.C. // Vanderbilt

CAREER HIGHS

Single Game Highs

Statistic	Value
Points	22 at Texas A&M 01/28/23
Rebounds	11 vs Southern Miss. 11/11/22
Assists	3 vs Arkansas 01/14/23, vs VMI 11/13/23
Steals	4 vs Winthrop 11/20/21
Blocks	2 vs Mississippi Val. 11/29/21
FG Made	7 4 times
FG Attempts	15 at Texas A&M 01/28/23
3FG Made	7 at Temple 11/15/22, at Texas A&M 01/28/23
3FG Attempts	14 at Texas A&M 01/28/23
FT Made	8 vs Arkansas 01/14/23
FT Attempts	8 vs South Carolina 01/08/22, vs Arkansas 01/14/23, vs VMI 11/13/23

SUPERLATIVES

	'23-24	Career
Double-figure scoring	4	34
Double-figure rebounding	-	1
Double-figure assists	-	-
Double-double	-	1
5+ assists	-	-
3+ steals	-	2
Team high scoring	1	1*
Team high rebounding	-	-
Team high assists	-	-
Team high steals	1	1*



INSTAGRAM: @mylesxstute

TWITTER: @mylesxstute

TIKTOK: @mylesxstute

*includes led, or shared team high; * Carolina ONLY*

2023-24 GAME-BY-GAME

Opponent	Date	GS	MIN	Total		3-Pointers		Free throws		Rebounds				PF	A	TO	BLK	STL	PTS	AVG
				FG-FGA	PCT	3FG-3FGA	PCT	FT-FTA	PCT	OFF	DEF	TOT	AVG							
USC Upstate	11/06/2023	*	19:33	4-7	.571	2-3	.667	0-0	.000	2	4	6	6.0	2	1	1	0	2	10	10.0
vs Virginia Tech	11/10/2023	*	34:36	7-11	.636	5-6	.833	2-2	1.000	3	2	5	5.5	3	0	1	0	0	21	15.5
VMI	11/13/2023	*	28:01	2-7	.286	1-4	.250	5-8	.625	2	3	5	5.3	0	3	1	1	1	10	13.7
vs DePaul	11/17/2023	*	29:36	3-7	.429	1-3	.333	0-0	.000	0	5	5	5.3	1	2	0	0	7	12.0	
Totals			4	111:46	16-32	.500	9-16	.563	7-10	.700	7	14	21	5.3	6	5	1	3	48	12.0

Player Averages

Games Played	Minutes/game	Points/game	FG Pct	3FG Pct	FT Pct	Rebounds/game	Assists/game	Turnovers/game	Assist/Turnover ratio	Steals/game	Blocks/game
4	27.9	12.0	50.0	56.3	70.0	5.3	1.3	1.3	1.0	0.8	0.3

PLAYER BIO

AWARDS/HONORS

- SEC Academic Honor Roll – 2022-23

2023-24

- Double-figures in first three games to start the season ; led team with 21 points in 79-77 win over Virginia Tech (Nov. 10) in the Hall of Fame Series at the Spectrum Center ; went 5-of-6 from downtown in the game

CAREER HIGHLIGHTS

- Played in 91 games in three seasons at Vanderbilt (2020-23), making 59 starts
- Averaged 7.4 points and 3.7 rebounds per game in 22.6 minutes per contest
- Logged the best season of his career to date in 2022-23, averaging 8.4 points and 4.6 rebounds in 34 games (26 starts) ; his 74 made 3s were T-6th most in the league with Kentucky's Antonio Reeves
- Scored in double figures 14 times during the 2022-23 season with three 20-point performances ; made 3 or more 3s on 14 occasions as will and had two games where he knocked down seven 3s: at Temple (11/15/22) and at Texas A&M (1/28/23)
- Was 78-of-183 from deep as a junior in 2021-22, leading the SEC in 3-point field goal percentage
- He averaged 8.3 points and 3.7 rebounds and tied the single-season school record for games played at 36 ; was one of just two players on the team to play in all 36 contests

PERSONAL

- Son of Natalie and Will Stute ; has an older brother, Kai, and two younger brothers: Malik and Malcom
- Mother was a bowler at Florida A&M and grandfather, Melvin Henderson, played football at Minnesota
- Born in Minneapolis, Minn.
- Has close bond with former Gamecock point guard and fellow D.C. native, Tre' Kelley (2003-07)
- Go-to food spot is Chipotle and always orders a bowl
- Played bass cello growing up and first job was a custodian at the neighborhood barbershop when he was 11-years-old

CAREER STATS

SEASON	TEAM	GP-GS	MIN/AVG	Field Goals		3-Point		F-Throws		Rebounds				Scoring						
				FG-FGA	FG%	3FG-3FGA	3FG%	FT-FTA	FT%	OFF	DEF	TOT	AVG	PF-FO	A	TO	BLK	STL	PTS	AVG
2020-21	Vandy	21-3	315/15.0	22-76	.289	18-63	.286	19-25	.760	12	37	49	2.3	25-0	11	17	2	6	81	3.9
2021-22	Vandy	36-30	865/24.0	99-221	.448	79-183	.432	29-42	.690	27	105	132	3.7	85-1	13	25	10	24	306	8.5
2022-23	Vandy	34-26	874/25.7	93-268	.347	74-205	.361	24-36	.667	29	127	156	4.6	79-1	19	45	4	19	284	8.4
2023-24	USC	5-5	137/27.4	21-41	.512	10-20	.500	8-12	.667	7	16	23	4.6	10-0	6	5	1	4	60	12.0
TOTAL FOR USC		5-5	137/27.4	21-41	.512	10-20	.500	8-12	.667	7	16	23	4.6	10-0	6	5	1	4	60	12.0
TOTAL		96-64	2191/22.8	235-606	.388	181-471	.384	80-115	.696	75	285	360	3.8	199-2	49	92	17	53	731	7.6

12

ZACHARY DAVIS

So. • Guard • 6-7 • 194 • Orangeburg, S.C. // Denmark-Olar (Denmark, S.C.)

CAREER HIGHS

Single Game Highs

Statistic	Value
Points	13 vs Texas A&M 01/14/23
Rebounds	8 vs USC Upstate 11/06/23
Assists	2 4 times
Steals	3 vs Alabama 02/22/23, vs Georgia 03/04/23, vs USC Upstate 11/06/23
Blocks	2 vs Tennessee 01/07/23
FG Made	4 vs Texas A&M 01/14/23
FG Attempts	8 vs USC Upstate 11/25/22
3FG Made	2 vs Alabama 02/22/23, vs DePaul 11/17/23
3FG Attempts	5 vs USC Upstate 11/25/22
FT Made	4 vs Texas A&M 01/14/23
FT Attempts	5 vs Texas A&M 01/14/23

SUPERLATIVES

	'23-24	Career
Double-figure scoring	1	2
Double-figure rebounding	-	-
Double-figure assists	-	-
Double-double	-	-
5+ assists	-	1
3+ steals	1	3
Team high scoring	-	1
Team high rebounding	1	1
Team high assists	-	2
Team high steals	2	11

includes led, or shared team high



INSTAGRAM: @therealzlo

TWITTER: @ZacharyDavis12_

TIKTOK: @zlo.12

2023-24 GAME-BY-GAME

Opponent	Date	GS	MIN	Total		3-Pointers		Free throws		Rebounds				Points						
				FG-FGA	PCT	3FG-3FGA	PCT	FT-FTA	PCT	OFF	DEF	TOT	AVG	PF	A	TO	BLK	STL	PTS	AVG
USC Upstate	11/06/2023		21:37	2-5	.400	0-1	.000	0-0	.000	2	6	8	8.0	0	0	0	0	3	4	4.0
vs Virginia Tech	11/10/2023		17:31	0-1	.000	0-1	.000	0-0	.000	0	0	0	4.0	1	0	0	1	1	0	2.0
vs DePaul	11/17/2023		18:46	3-6	.500	2-3	.667	2-4	.500	1	2	3	3.7	1	0	2	0	1	10	4.7
vs Grand Canyon	11/19/2023		12:10	2-4	.500	1-2	.500	0-0	.000	0	0	0	2.8	3	1	0	0	0	5	4.8
Totals		0	70:05	7-16	.438	3-7	.429	2-4	.500	3	8	11	2.8	5	1	2	1	5	19	4.8

Player Averages

Games Played	Minutes/game	Points/game	FG Pct	3FG Pct	FT Pct	Rebounds/game	Assists/game	Turnovers/game	Assist/Turnover ratio	Steals/game	Blocks/game
4	17.5	4.8	43.8	42.9	50.0	2.8	0.3	0.5	0.5	1.3	0.3

PLAYER BIO

AWARDS/HONORS

2023-24

- Led team with eight rebounds and three steals in season-opening win vs. USC Upstate (Nov. 6)
- Missed the VMI game (Nov. 13) due to illness

CAREER HIGHLIGHTS

- Appeared in 30 games making a pair of starts ; averaged 2.2 points, 2.2 rebounds and 0.7 assists per game while shooting 38.2 percent (26-of-68) from the floor
- Made his Gamecock debut in a season-opening win vs. SC State (Nov. 8) ; scored four points and pulled down three rebounds in 19 minutes of action
- Started for the first time in a 68-53 win vs. USC Upstate (Nov. 25) and finished the game with seven points, four rebounds and an assist
- Started for the first time in SEC play vs. Texas A&M (Jan. 14) and had a season-high 13 points in 22 minutes ; went 4-of-6 from the field in what was his only game in double figures on the season
- Had six points, five rebounds (season high) and three steals (season high) in 26 minutes (season high) during a tough 78-76, overtime loss vs. No. 2/2 Alabama (Feb. 22)

PERSONAL

- Son of Hercules and Karla Davis – has an older sister, Danielle
- Dad was his high school coach at Denmark-Olar
- Earned a spot on the A-B honor roll every year of high school
- Thinks he can beat coach Paris in HORSE but that it would be a 'good game'
- Shrimp alfredo is favorite meal and go-to spot for a meal is Zaxby's
- Mass communication major

CAREER STATS

SEASON	TEAM	GP-GS	MIN/AVG	Field Goals		3-Point		F-Throws		Rebounds				Scoring						
				FG-FGA	FG%	3FG-3FGA	3FG%	FT-FTA	FT%	OFF	DEF	TOT	AVG	PF-FO	A	TO	BLK	STL	PTS	AVG
2022-23	USC	30-2	418/13.9	26-68	.382	6-35	.171	8-12	.667	16	51	67	2.2	33-0	22	18	5	21	66	2.2
2023-24	USC	4-0	70/17.5	7-16	.438	3-7	.429	2-4	.500	3	8	11	2.8	5-0	1	2	1	5	19	4.8
TOTAL		34-2	488/14.4	33-84	.393	9-42	.214	10-16	.625	19	59	78	2.3	38-0	23	20	6	26	85	2.5

14

ELI SPARKMAN

So. • Guard • 6-0 • 160 • Cleveland, Tenn. // Baylor School (Chattanooga, Tenn.)

CAREER HIGHS

Single Game Highs

Statistic	Value
Points	6 at Mississippi St. 02/28/23
Rebounds	3 vs VMI 11/13/23
Assists	1 vs South Carolina St. 11/08/22, vs Colorado St. 11/17/22, at George Washington 11/30/22
Steals	1 vs Colorado St. 11/17/22, vs Texas A&M 01/14/23, vs Ole Miss 03/08/23
FG Made	2 at Mississippi St. 02/28/23
FG Attempts	3 at Mississippi St. 02/28/23
3FG Made	2 at Mississippi St. 02/28/23
3FG Attempts	3 at Mississippi St. 02/28/23
FT Made	2 vs Colorado St. 11/17/22, vs USC Upstate 11/06/23
FT Attempts	2 vs Colorado St. 11/17/22, vs USC Upstate 11/06/23

SUPERLATIVES

	'23-24	Career
Double-figure scoring	-	-
Double-figure assists	-	-
Double-double	-	-
5+ assists	-	-
2+ steals	-	-
Team high scoring	-	-
Team high rebounding	-	-
Team high assists	-	-
Team high steals	-	-

includes led, or shared team high



INSTAGRAM: @elisparkmann

TWITTER: @SparkmanEli

TIKTOK: @sparkyyyyyyyyy

2023-24 GAME-BY-GAME

Opponent	Date	GS	MIN	Total		3-Pointers		Free throws		Rebounds				PF	A	TO	BLK	STL	PTS	AVG
				FG-FGA	PCT	3FG-3FGA	PCT	FT-FTA	PCT	OFF	DEF	TOT	AVG							
USC Upstate	11/06/2023		08:29	0-1	.000	0-1	.000	2-2	1.000	0	1	1	1.0	0	0	1	0	0	2	2.0
VMI	11/13/2023		09:25	1-2	.500	0-1	.000	0-0	.000	1	2	3	2.0	1	0	0	0	0	2	2.0
Totals		0	17:54	1-3	.333	0-2	.000	2-2	1.000	1	3	4	2.0	1	0	1	0	0	4	2.0

Player Averages

Games Played	Minutes/game	Points/game	FG Pct	3FG Pct	FT Pct	Rebounds/game	Assists/game	Turnovers/game	Assist/Turnover ratio	Steals/game	Blocks/game
2	9.0	2.0	33.3	0.0	100.0	2.0	0.0	0.5	0.0	0.0	0.0

PLAYER BIO

AWARDS/HONORS

- SEC Academic Honor Roll (2022-23)

2023-24

CAREER HIGHLIGHTS

- Joined the Gamecocks as a walk-on prior to the start of the academic year in 2022-23
- Appeared in 12 games (eight in SEC play) off the bench, averaging 1.4 points in 6.2 minutes per game ; 15 of his 17 points came from behind the arc ; also logged three assists and three steals
- Made his debut in Garnet & Black in season opening win vs. SC State (Nov. 8) ; logged three minutes and dished out an assist
- Scored his first career points with a pair of free throws vs. Colorado State (Nov. 17) in the team's opening game of the Charleston Classic
- Made a 3-pointer in four of the team's final five games of the season
- Played season-high 11 minutes at Mississippi State (Feb. 28) and knocked down a pair of 3s for a season-high six points
- Saw 10 minutes of action in the opening game of the SEC Tournament vs. Ole Miss (March 8) ; had three points and a steal

PERSONAL

- Son of Jon and Libby Sparkman
- Has an older brother, Ben, who was his high school teammate at the Baylor School
- Born on Jan. 23, 2004
- International business major

CAREER STATS

SEASON	TEAM	GP-GS	MIN/AVG	Field Goals		3-Point		F-Throws		Rebounds				Scoring						
				FG-FGA	FG%	3FG-3FGA	3FG%	FT-FTA	FT%	OFF	DEF	TOT	AVG	PF	FO A	TO	BLK	STL	PTS	AVG
2022-23	USC	12-0	74/6.2	5-10	.500	5-8	.625	2-2	1.000	2	6	8	0.7	6-0	3	2	0	3	17	1.4
2023-24	USC	2-0	18/9.0	1-3	.333	0-2	.000	2-2	1.000	1	3	4	2.0	1-0	0	1	0	0	4	2.0
TOTAL		14-0	92/6.6	6-13	.462	5-10	.500	4-4	1.000	3	9	12	0.9	7-0	3	3	0	3	21	1.5

15

MORRIS UGUSUK *OOO-gah-SUK*

Fr. • Guard • 6-4 • 160 • Helsinki, Finland // DRIVE Academy

CAREER HIGHS

Single Game Highs

Statistic	Value
Points	5 vs USC Upstate 11/06/23, vs VMI 11/13/23
Rebounds	2 vs VMI 11/13/23
Assists	3 vs USC Upstate 11/06/23
Steals	2 vs VMI 11/13/23
Blocks	1 vs Virginia Tech 11/10/23, vs DePaul 11/17/23
FG Made	2 vs USC Upstate 11/06/23, vs VMI 11/13/23
FG Attempts	9 vs VMI 11/13/23
3FG Made	1 vs USC Upstate 11/06/23, vs VMI 11/13/23
3FG Attempts	3 vs USC Upstate 11/06/23, vs VMI 11/13/23
FT Attempts	1 vs USC Upstate 11/06/23

SUPERLATIVES

'23-24

Double-figure scoring	-
Double-figure assists	-
5+ assists	-
2+ steals	-
2+ blocks	-
Team high scoring	-
Team high assists	-
Team high blocks	2
Team high steals	-

includes led, or shared team high



INSTAGRAM: @morrisugusuk

TWITTER: @morris_ugusuk

TIKTOK: @morrisugusuk23

2023-24 GAME-BY-GAME

Opponent	Date	GS	MIN	Total		3-Pointers		Free throws		Rebounds				PF	A	TO	BLK	STL	PTS	AVG
				FG-FGA	PCT	3FG-3FGA	PCT	FT-FTA	PCT	OFF	DEF	TOT	AVG							
USC Upstate	11/06/2023		20:14	2-5	.400	1-3	.333	0-1	.000	0	1	1	1.0	1	3	1	0	0	5	5.0
vs Virginia Tech	11/10/2023		12:24	0-0	.000	0-0	.000	0-0	.000	0	1	1	1.0	1	2	1	1	0	0	2.5
VMI	11/13/2023		24:10	2-9	.222	1-3	.333	0-0	.000	1	1	2	1.3	0	1	2	0	2	5	3.3
vs DePaul	11/17/2023		16:11	0-1	.000	0-1	.000	0-0	.000	0	0	0	1.0	0	0	1	1	0	0	2.5
vs Grand Canyon	11/19/2023		05:54	0-0	.000	0-0	.000	0-0	.000	0	1	1	1.0	0	0	0	0	0	0	2.0
Totals		0	78:52	4-15	.267	2-7	.286	0-1	.000	1	4	5	1.0	2	6	5	2	2	10	2.0

Player Averages

Games Played	Minutes/game	Points/game	FG Pct	3FG Pct	FT Pct	Rebounds/game	Assists/game	Turnovers/game	Assist/Turnover ratio	Steals/game	Blocks/game
5	15.8	2.0	26.7	28.6	0.0	1.0	1.2	1.0	1.2	0.4	0.4

PLAYER BIO

2023-24

- Talented first-year player expected to be vital piece off the Gamecocks' bench this season
- Scored his first career points as a Gamecock in team's season-opening win over USC Upstate (Nov. 6); finished the 82-59 blowout with five points and three assists in 20 minutes

PRE-SOUTH CAROLINA

- Averaged 17.2 points, 5.3 assists, 4.3 rebounds and 2.2 steals per game in final season playing for Drive Basketball Academy
- Played for Pantterit Helsinki in the Finnish 1st Division and averaged 12.0 points, 2.8 assists and 2.8 rebounds in five games; shot 58.5 percent from the floor and 60.0 percent from behind the arc; team was undefeated in his five appearances for the club
- Represented his home country at the 2022 FIBA U18 European Championship
- Averaged 9.1 points, 3.1 rebounds, 2.9 assists and 1.7 steals per game in the tournament; was efficient as he played just 19.7 minutes per game in seven appearances helping Finland to a third-place finish
- Teammates at DRIVE Academy with Gamecock signee Okku Federiko

PERSONAL

- Son of Michael Ugusuk and Sunday Lado
- Has two older sisters, Sara and Maklin, and a younger sister Gloria
- List mac and cheese as his favorite food
- Favorite pro players to watch/learn from are Kyrie Irving, Shai Gilgeous-Alexander and LeBron James
- Greece is favorite vacation spot
- Chose South Carolina because it felt like HOME
- Mass communications major

CAREER STATS

SEASON	TEAM	GP-GS	MIN/AVG	Field Goals		3-Point		F-Throws		Rebounds				Scoring						
				FG-FGA	FG%	3FG-3FGA	3FG%	FT-FTA	FT%	OFF	DEF	TOT	AVG	PF-FO	A	TO	BLK	STL	PTS	AVG
2023-24	USC	5-0	79/15.8	4-15	.267	2-7	.286	0-1	.000	1	4	5	1.0	2-0	6	5	2	2	10	2.0
TOTAL		5-0	79/15.8	4-15	.267	2-7	.286	0-1	.000	1	4	5	1.0	2-0	6	5	2	2	10	2.0

30

COLLIN-MURRAY BOYLES

Fr. • Forward • 6-7 • 231 • Columbia, S.C. // Wasatch Academy (Mt. Pleasant, Utah)

CAREER HIGHS

SUPERLATIVES

	'23-24
Double-figure scoring	-
Double-figure rebounding	-
Double-double	-
5+ assists	-
2+ blocks	-
2+ steals	-
Team high scoring	-
Team high rebounding	-
Team high blocks	-
Team high steals	-

includes led, or shared team high



INSTAGRAM: @30murrayjr

TWITTER: @boyles_murray

2023-24 GAME-BY-GAME

PLAYER BIO

2023-24

- Out indefinitely after contracting mononucleosis shortly before the team's Garnet & Black Scrimmage on Oct. 25

PRE-SOUTH CAROLINA

- Consensus four-star recruit and top player in the state, ranked No. 64 in final ESPN Top-100, No. 89 in 247Sports rankings and No. 104 by On3
- Played his senior year at Wasatch Academy, which is a part of the newly formed National Interscholastic Basketball Conference (NIBC), a league that features that top high school programs in the nation
- Led the team averaging 15.0 points, 8.8 rebounds, 2.1 assists, 1.8 blocks and 1.0 steals per game
- His 15.0 points per game were third in the NIBC and his 8.8 rebounds led the conference
- Played three seasons at AC Flora in Columbia before attending Wasatch
- Led the Falcons to a 24-7 record as a junior and an appearance in the state title game ; averaged 18.3 points, 11.4 rebounds, 5.3 blocks and 2.5 assists per game
- Was named 2022 4A Player of the Year in South Carolina

PERSONAL

- Son of Yvonne and Sean – has two older brothers: Armani and James
- James was standout at UNC Pembroke (2015-19), scoring 1,369 career points ; he currently plays professionally overseas
- Mass communications major

CAREER STATS

31

BENJAMIN BOSMANS-VERDONK

BOSE-mans ver-DONK

RSr. • Forward • 6-9 • 238 • Lommel, Belgium // Illinois

CAREER HIGHS

Single Game Highs

Statistic	Value
Points	8 vs Arkansas St. 11/12/21, vs Michigan St. 01/25/22, vs USC Upstate 11/25/22
Rebounds	10 vs Jackson St. 11/09/21, vs Arkansas St. 11/12/21
Assists	6 vs UTRGV 11/26/21
Steals	2 vs Hampton 11/23/19, vs Purdue 01/17/22, vs USC Upstate 11/25/22
Blocks	2 vs The Citadel 11/20/19
FG Made	4 vs Michigan St. 01/25/22, vs USC Upstate 11/25/22
FG Attempts	7 vs Michigan St. 01/25/22, vs USC Upstate 11/25/22
3FG Attempts	1 vs Nicholls 11/05/19, vs The Citadel 11/20/19
FT Made	4 vs Ole Miss 01/17/23, vs Furman 11/20/22
FT Attempts	6 vs Ole Miss 01/17/23

SUPERLATIVES

	'23-24	Career
Double-figure scoring	-	-
Double-figure rebounding	-	-
Double-double	-	-
5+ assists	-	1
2+ steals	-	3
Team high scoring	-	-
Team high rebounding	1	2*
Team high assists	-	3*
Team high steals	-	4*

includes led, or shared team high ; * Carolina ONLY



INSTAGRAM: @bosmansverdonk
TWITTER: @BosmansVerdonk

2023-24 GAME-BY-GAME

Opponent	Date	GS	MIN	Total		3-Pointers		Free throws		Rebounds				PF	A	TO	BLK	STL	PTS	AVG
				FG-FGA	PCT	3FG-3FGA	PCT	FT-FTA	PCT	OFF	DEF	TOT	AVG							
USC Upstate	11/06/2023		10:40	1-2	.500	0-0	.000	0-0	.000	1	1	2	2.0	1	0	1	0	1	2	2.0
vs Virginia Tech	11/10/2023		15:24	1-1	1.000	0-0	.000	0-0	.000	3	4	7	4.5	2	0	1	0	0	2	2.0
VMI	11/13/2023		13:38	2-3	.667	0-0	.000	0-0	.000	7	1	8	5.7	2	0	3	0	0	4	2.7
vs DePaul	11/17/2023		08:19	1-1	1.000	0-0	.000	1-2	.500	1	1	2	4.8	5	0	3	0	0	3	2.8
vs Grand Canyon	11/19/2023		11:06	0-1	.000	0-0	.000	0-0	.000	0	3	3	4.4	0	2	0	0	0	0	2.2
Totals		0	59:07	5-8	.625	0-0	.000	1-2	.500	12	10	22	4.4	10	2	8	0	1	11	2.2

Player Averages

Games Played	Minutes/game	Points/game	FG Pct	3FG Pct	FT Pct	Rebounds/game	Assists/game	Turnovers/game	Assist/Turnover ratio	Steals/game	Blocks/game
5	11.8	2.2	62.5	0.0	50.0	4.4	0.4	1.6	0.3	0.2	0.0

PLAYER BIO

AWARDS/HONORS

- SEC Academic Honor Roll – 2022-23

2023-24

- Had seven rebounds, including three offensive, in 79-77 win over Virginia Tech (Nov. 10) in the Hall of Fame Series at Spectrum Center; was effective in just 15 minutes of action
- Scored four points with eight rebounds, seven on the offensive end of the floor, in 13 min of action during 74-64 win over VMI (Nov. 13)

CAREER HIGHLIGHTS

- Appeared in 31 games, making 14 starts in first season in Garnet & Black; averaged 1.9 points, 3.1 rebounds and 1.1 assists per game
- Shot 39.3 percent (22-of-56) from the floor
- Made his Gamecock debut in a 60-58 rivalry win over Clemson (Nov. 11); played 15 minutes and had two points, four rebounds and two assists
- Matched career high in points (8) and steals (2) in victory over USC Upstate (Nov. 25); logged season highs in rebounds (7) and assists (4) as well in the game
- Tied season high again with four assists in road win at LSU (Feb. 18)
- Saw limited action in 41 games with two starts in three seasons at Illinois (2019-22)
- Played in a career-high 24 games for the Illini in 2021-22, averaging 1.6 points and 2.1 rebounds in 7.8 minutes per contest
- Shot 47.2 percent (17-for-36) from the floor in redshirt sophomore season at Illinois
- Was on pair of NCAA Tournament teams (2021, 2022) and a member of the 2021 Big Ten Tournament Champions and 2022 Big Ten Regular Season Co-Champions

PERSONAL

- Son of Rony Verdonk and Luana Bosmans
- Has a younger brother, Mauro
- Played handball, soccer and swam competitively growing up
- List playing the piano as one of his hobbies
- Graduated from Illinois in three years with a degree in psychology
- Currently enrolled as a second-year student in the University of South Carolina School of Law

CAREER STATS

SEASON	TEAM	GP-GS	MIN/AVG	Field Goals		3-Point		F-Throws		Rebounds				Scoring						
				FG-FGA	FG%	3FG-3FGA	3FG%	FT-FTA	FT%	OFF	DEF	TOT	AVG	PF-FO	A	TO	BLK	STL	PTS	AVG
2019-20	Illini	9-0	57/6.3	4-11	.364	0-2	.000	3-4	.750	6	4	10	1.1	6-0	6	5	2	3	11	1.2
2020-21	Illini	8-0	18/2.2	1-3	.333	0-0	.000	0-0	.000	1	2	3	0.4	0-0	0	1	0	0	2	0.3
2021-22	Illini	24-2	186/7.8	17-36	.472	0-0	.000	5-17	.294	25	26	51	2.1	33-0	15	5	0	7	39	1.6
2022-23	USC	31-14	463/14.9	22-56	.393	0-0	.000	16-27	.593	56	40	96	3.1	68-1	35	40	7	11	60	1.9
2023-24	USC	5-0	59/11.8	5-8	.625	0-0	.000	1-2	.500	12	10	22	4.4	10-1	2	8	0	1	11	2.2
TOTAL FOR USC		36-14	522/14.5	27-64	.422	0-0	.000	17-29	.586	68	50	118	3.3	78-2	37	48	7	12	71	2.0
TOTAL		77-16	783/10.2	49-114	.430	0-2	.000	25-50	.500	100	82	182	2.4	117-2	58	59	9	22	123	1.6

33

JOSH GRAY

Sr. • Forward • 7-0 • 265 • Brooklyn, N.Y. // LSU

CAREER HIGHS

Single Game Highs

Statistic	Value
Points	20 vs Arkansas 02/04/23
Rebounds	14 vs Mississippi St. 01/31/23, vs Arkansas 02/04/23
Assists	2 5 times
Steals	2 4 times
Blocks	3 4 times
FG Made	9 vs Arkansas 02/04/23
FG Attempts	14 vs Arkansas 02/04/23
3FG Attempts	1 vs Western Ky. 11/14/21, vs Arkansas 02/04/23
FT Made	4 vs DePaul 11/17/23
FT Attempts	9 vs DePaul 11/17/23

SUPERLATIVES

	'23-24	Career
Double-figure scoring	-	3
Double-figure rebounding	-	8
Double-double	-	2
2+ blocks	-	8
2+ steals	-	4
Team high scoring	-	1*
Team high rebounding	1	19*
Team high blocks	2	23*
Team high steals	-	4*

includes led, or shared team high ; * Carolina ONLY



INSTAGRAM: @joshgrayofficial
TWITTER: @NWNBJosh

2023-24 GAME-BY-GAME

Opponent	Date	GS	MIN	Total		3-Pointers		Free throws		Rebounds				PF	A	TO	BLK	STL	PTS	AVG
				FG-FGA	PCT	3FG-3FGA	PCT	FT-FTA	PCT	OFF	DEF	TOT	AVG							
USC Upstate	11/06/2023		10:54	1-2	.500	0-0	.000	1-3	.333	0	6	6	6.0	2	0	1	0	3	3.0	
VMI	11/13/2023		02:24	0-1	.000	0-0	.000	0-0	.000	0	0	0	3.0	1	0	0	0	0	1.5	
vs DePaul	11/17/2023		15:11	2-3	.667	0-0	.000	4-9	.444	1	6	7	4.3	3	0	1	1	8	3.7	
vs Grand Canyon	11/19/2023		06:30	1-3	.333	0-0	.000	2-3	.667	2	1	3	4.0	3	0	0	0	4	3.8	
Totals		0	34:59	4-9	.444	0-0	.000	7-15	.467	3	13	16	4.0	9	0	2	1	15	3.8	

Player Averages

Games Played	Minutes/ game	Points/ game	FG Pct	3FG Pct	FT Pct	Rebounds/ game	Assists/ game	Turnovers/ game	Assist/Turnover ratio	Steals/ game	Blocks/ game
4	8.7	3.8	44.4	0.0	46.7	4.0	0.0	0.0	0.0	0.3	0.5

PLAYER BIO

AWARDS/HONORS

2023-24

- Missed the Virginia Tech game on Nov. 10 due to illness

CAREER HIGHLIGHTS

- Played in all 32 games, making 15 starts (all in SEC play) ; averaged 4.3 points and 6.3 rebounds (led the team) in 16.8 minutes per gam ; his 27 blocks (0.8 per game average), 22 dunks and 51.2 field goal percentage (44-of-86) also led the team
- Logged double-digit rebounds on eight different occasions, seven of which came in conference action ; scored in double-figures a career-best three times
- Averaged 5.8 points and 7.9 rebounds per game in SEC
- Scored six points, pulled down 10 rebounds and had three blocks in 60-58 rivalry win vs. Clemson (Nov. 11)
- Recorded the first double-double of his career with 11 points and 13 rebounds at Florida (Jan. 25) in just 21 minutes of action
- Had six points and a new career-high 14 rebounds (eight offensive) vs. Mississippi State (Jan. 31)
- Followed that performance with the best game of his career to date, scoring 20 points and pulling down 14 rebounds vs. Arkansas (Feb. 4) ; was his first career 20-point game ; set career highs for field goals made (9) and field goals attempted (14)
- Had double-digit rebounds four more times in SEC action with 13 in a road win at Ole Miss (Feb. 11), 12 vs. Vanderbilt (Feb. 14), 10 at Tennessee (Feb. 25) and 13 in a Senior Day win vs. Georgia (March 4)

PERSONAL

- Son of Mr. and Mrs. Gray
- Is the youngest of three siblings
- Lists Giannis Antetokounmpo as his favorite professional basketball player
- His favorite dessert is cheesecake and his favorite vacation spot is France
- A mass communications major

CAREER STATS

SEASON	TEAM	GP-GS	MIN/AVG	Field Goals		3-Point		F-Throws		Rebounds				Scoring						
				FG-FGA	FG%	3FG-3FGA	3FG%	FT-FTA	FT%	OFF	DEF	TOT	AVG	PF-FO	A	TO	BLK	STL	PTS	AVG
2020-21	LSU	10-0	33/3.3	3-6	.500	0-0	.000	2-7	.286	5	7	12	1.2	7-0	0	2	1	0	8	0.8
2021-22	USC	25-3	284/11.3	30-58	.517	0-1	.000	13-34	.382	36	51	87	3.5	37-0	9	12	17	11	73	2.9
2022-23	USC	32-15	537/16.8	57-111	.514	0-1	.000	24-52	.462	86	115	201	6.3	74-1	15	31	27	9	138	4.3
2023-24	USC	4-0	35/8.7	4-9	.444	0-0	.000	7-15	.467	3	13	16	4.0	9-0	0	0	2	1	15	3.8
TOTAL FOR USC		61-18	856/14.0	91-178	.511	0-2	.000	44-101	.436	125	179	304	5.0	120-1	24	43	46	21	226	3.7
TOTAL		71-18	889/12.5	94-184	.511	0-2	.000	46-108	.426	130	186	316	4.5	127-1	24	45	47	21	234	3.3

55

TA'LON COOPER *TUH-lon*

Gr. • Guard • 6-4 • 200 • Roebuck, S.C. // Minnesota

CAREER HIGHS

Single Game Highs

Statistic	Value
Points	20 vs Alice Lloyd 12/28/19
Rebounds	11 at Ohio St. 01/12/23
Assists	12 vs Transylvania 11/18/21, vs Presbyterian 12/06/21, vs Nebraska 03/08/23
Steals	5 vs Tennessee Tech 02/03/22
Blocks	4 vs Murray St. 03/05/22, vs Penn St. 02/18/23
FG Made	7 vs Alice Lloyd 12/28/19, at Wisconsin 01/03/23, vs Illinois 01/16/23
FG Attempts	16 at Michigan 01/22/23
3FG Made	4 vs UT Martin 02/01/20, at Jacksonville St. 01/28/21, vs UT Martin 01/12/22
3FG Attempts	10 at SIUE 02/26/22
FT Made	8 vs Nebraska 03/08/23
FT Attempts	10 vs Nebraska 03/08/23

SUPERLATIVES

	'23-24	Career
Double-figure scoring	2	53
Double-figure rebounding	-	2
Double-figure assists	-	3
Double-double	-	6
5+ assists	4	65
3+ steals	-	9
Team high scoring	1	1*
Team high rebounding	-	-
Team high assists	5	5*
Team high steals	1	1*



INSTAGRAM: @taloncooper_55

TWITTER: @LatrellT313

TIKTOK: @tlc_55

*includes led, or shared team high; * Carolina ONLY*

2023-24 GAME-BY-GAME

Opponent	Date	GS	MIN	Total		3-Pointers		Free throws		Rebounds				PF	A	TO	BLK	STL	PTS	AVG	
				FG-FGA	PCT	3FG-3FGA	PCT	FT-FTA	PCT	OFF	DEF	TOT	AVG								
USC Upstate	11/06/2023	*	22:52	5-7	.714	3-5	.600	2-3	.667	2	5	7	7.0	1	3	1	1	0	15	15.0	
vs Virginia Tech	11/10/2023	*	31:16	5-8	.625	2-4	.500	0-0	.000	0	2	2	4.5	2	7	0	0	0	12	13.5	
VMI	11/13/2023	*	33:26	3-9	.333	0-2	.000	1-1	1.000	0	1	1	3.3	3	7	0	0	2	7	11.3	
vs DePaul	11/17/2023	*	31:27	2-6	.333	1-2	.500	4-6	.667	3	4	7	4.3	1	5	2	0	2	9	10.8	
vs Grand Canyon	11/19/2023	*	34:52	1-3	.333	0-1	.000	0-0	.000	0	0	0	3.4	3	5	1	0	0	2	9.0	
Totals			5	153:53	16-33	.485	6-14	.429	7-10	.700	5	12	17	3.4	10	27	4	1	4	45	9.0

Player Averages

Games Played	Minutes/ game	Points/ game	FG Pct	3FG Pct	FT Pct	Rebounds/ game	Assists/ game	Turnovers/ game	Assist/Turnover ratio	Steals/ game	Blocks/ game
5	30.8	9.0	48.5	42.9	70.0	3.4	5.4	0.8	6.8	0.8	0.2

PLAYER BIO

AWARDS/HONORS

- First Team All-Ohio Valley (2022)

2023-24

- Had 12 points, seven assists and no turnovers, in 79-77 win over Virginia Tech (Nov. 10) in the Hall of Fame Series at Spectrum Center

CAREER HIGHLIGHTS

- In four collegiate seasons, has played in 126 games, averaging 8.5 points, 4.8 assists and 3.4 rebounds per game
- Ended the last season 21st on the NCAA active leaders for career assists list with 603
- Spent the 2022-23 season at Minnesota; served as team captain starting all 30 games for the Gophers
- Averaged 9.9 points (third on team) and 6.3 assists per game (led team); his 196 assists were 12th in the country and his assist per game average was seventh nationally
- He also averaged 37 minutes per game and led the team in minutes played (1,096); he had 16 double-figure outings and 21 games with five or more assists (three with double-figure assists) in his lone season at Minnesota
- In three seasons at Morehead State, played in 95 games making 52 starts
- He averaged 8.1 points and 4.3 assists per game for the Eagles
- Earned First Team All-OVC honors in 2022 after averaging 9.1 points, 5.9 assists and 3.1 steals per game
- Helped team to an OVC title in 2021 and an NCAA Tournament appearances; played two seasons with All-SEC forward Johni Broome of Auburn while at Morehead

PERSONAL

- Son of Curtis and Nataki; has a brother, Curtis Jr., and a pair of sisters, Carneisha and Zakiya
- Graduated with a degree in sport management from Minnesota
- Born on Nov. 26, 1999
- Would like to become a coach when playing days are over
- List Space Jam as favorite movie
- Dream car is 1968 Mustang
- Magic Johnson is favorite NBA player to watch
- Enjoys playing video games and roller skating in his free time

CAREER STATS

SEASON	TEAM	GP-GS	MIN/AVG	Field Goals		3-Point		F-Throws		Rebounds				Scoring						
				FG-FGA	FG%	3FG-3FGA	3FG%	FT-FTA	FT%	OFF	DEF	TOT	AVG	PF-FO	A	TO	BLK	STL	PTS	AVG
2019-20	More	30-7	696/23.2	66-146	.452	31-80	.388	46-57	.807	17	68	85	2.8	42-1	94	37	10	27	209	7.0
2020-21	More	31-11	907/29.3	89-217	.410	39-99	.394	39-64	.609	10	55	65	2.1	49-1	111	60	16	28	256	8.3
2021-22	More	34-34	1154/33.9	106-260	.408	40-120	.333	56-86	.651	23	131	154	4.5	60-0	202	74	23	31	308	9.1
2022-23	MINN	31-31	1137/36.7	107-271	.395	37-98	.378	54-88	.614	18	107	125	4.0	66-1	196	83	28	33	305	9.8
2023-24	USC	5-5	154/30.8	16-33	.485	6-14	.429	7-10	.700	5	12	17	3.4	10-0	27	4	1	4	45	9.0
TOTAL FOR USC		5-5	154/30.8	16-33	.485	6-14	.429	7-10	.700	5	12	17	3.4	10-0	27	4	1	4	45	9.0
TOTAL		131-88	4048/30.9	384-927	.414	153-411	.372	202-305	.662	73	373	446	3.4	227-3	630	258	78	123	1123	8.6



#0 EBRIMA DIBBA



#1 JACOBI WRIGHT



#2 B.J. MACK



#4 STEPHEN CLARK



#5 MEECHIE JOHNSON



#10 MYLES STUTE



#12 ZACHARY DAVIS



#13 AUSTIN HERRO



#14 ELI SPARKMAN



#15 MORRIS UGUSUK



#20 DANNY GRAJZL



#21 ARDEN CONYERS



#30 COLLIN MURRAY-BOYLES



#31 BENJAMIN BOSMANS-VERDONK



#33 JOSH GRAY




#55 TA'LON COOPER



LAMONT PARIS



TIM BUCKLEY



TANNER BRONSON



EDDIE SHANNON



2023-24 South Carolina Men's Basketball Combined Team Statistics All games

Game Records

Record	Overall	Home	Away	Neutral
ALL GAMES	5-0	2-0	0-0	3-0
CONFERENCE	0-0	0-0	0-0	0-0
NON-CONFERENCE	5-0	2-0	0-0	3-0

Score by Periods

Team	1st	2nd	OT	TOT
South Carolina	192	191	0	383
Opponents	153	177	0	330

Team Box Score

No.	Player	Total			3-Point		F-Throw		Rebounds				PF DQ A TO BLK STL				PTS	AVG				
		GP-GS	MIN	AVG	FG-FGA	FG%	3FG-3FGA	3FG%	FT-FTA	FT%	OFF	DEF	TOT	AVG	PF	DQ			A	TO	BLK	STL
2	MACK, B.J.	5-5	117:03	23.4	27-53	.509	9-23	.391	17-19	.895	9	17	26	5.2	14	0	5	9	2	4	80	16.0
5	JOHNSON, Meechie	5-5	136:41	27.3	24-55	.436	6-22	.273	18-28	.643	3	19	22	4.4	12	1	11	11	0	4	72	14.4
10	STUTE, Myles	5-5	136:54	27.4	21-41	.512	10-20	.500	8-12	.667	7	16	23	4.6	10	0	6	5	1	4	60	12.0
1	WRIGHT, Jacobi	5-0	118:47	23.8	17-31	.548	4-7	.571	8-9	.889	1	10	11	2.2	8	0	9	7	0	3	46	9.2
55	COOPER, Ta'lon	5-5	153:53	30.8	16-33	.485	6-14	.429	7-10	.700	5	12	17	3.4	10	0	27	4	1	4	45	9.0
12	DAVIS, Zachary	4-0	70:05	17.5	7-16	.438	3-7	.429	2-4	.500	3	8	11	2.8	5	0	1	2	1	5	19	4.8
4	CLARK, Stephen	5-5	70:51	14.2	10-17	.588	1-2	.500	0-0	.000	1	8	9	1.8	12	0	8	6	4	0	21	4.2
33	GRAY, Josh	4-0	34:59	8.7	4-9	.444	0-0	.000	7-15	.467	3	13	16	4.0	9	0	0	0	2	1	15	3.8
31	BOSMANS-VERDONK, Benjamin	5-0	59:07	11.8	5-8	.625	0-0	.000	1-2	.500	12	10	22	4.4	10	1	2	8	0	1	11	2.2
14	SPARKMAN, Eli	2-0	17:54	9.0	1-3	.333	0-2	.000	2-2	1.000	1	3	4	2.0	1	0	0	1	0	0	4	2.0
15	UGUSUK, Morris	5-0	78:52	15.8	4-15	.267	2-7	.286	0-1	.000	1	4	5	1.0	2	0	6	5	2	2	10	2.0
0	DIBBA, Ebrima	1-0	02:49	2.8	0-1	.000	0-0	.000	0-0	.000	0	0	0	0.0	1	0	1	1	0	0	0	0.0
20	GRAJZL, Danny	1-0	02:05	2.1	0-0	.000	0-0	.000	0-0	.000	0	0	0	0.0	1	0	0	0	0	0	0	0.0
Team											6	8	14					2				
Total		5	1000		136-282	.482	41-104	.394	70-102	.686	52	128	180	36.0	95	2	76	61	13	28	383	76.6
Opponents		5	1000		115-277	.415	24-83	.289	76-104	.731	40	109	149	29.8	97	2	55	58	15	32	330	66.0

Team Statistics

	USC	OPP
Scoring	383	330
Points per game	76.6	66.0
Scoring margin	+10.6	-
Field goals-att	136-282	115-277
Field goal pct	.482	.415
3 point fg-att	41-104	24-83
3-point FG pct	.394	.289
3-pt FG made per game	8.2	4.8
Free throws-att	70-102	76-104
Free throw pct	.686	.731
F-Throws made per game	14.0	15.2
Rebounds	180	149
Rebounds per game	36.0	29.8
Rebounding margin	+6.2	-
Assists	76	55
Assists per game	15.2	11.0
Turnovers	61	58
Turnovers per game	12.2	11.6
Turnover margin	-0.6	-
Assist/turnover ratio	1.2	0.9
Steals	28	32
Steals per game	5.6	6.4
Blocks	13	15
Blocks per game	2.6	3.0
Winning streak	5	-
Home win streak	2	-
Attendance	21665	0
Home games-Avg/Game	2-10833	0-0
Neutral site-Avg/Game	-	3-4195

Team Results

Date	Opponent		Score	Att.
11/06/2023	USC Upstate	W	82-53	11216
11/10/2023	vs Virginia Tech	W	79-77	6783
11/13/2023	VMI	W	74-64	10449
11/17/2023	vs DePaul	W	73-68	3214
11/19/2023	vs Grand Canyon	W	75-68	2589



2023-24 South Carolina Men's Basketball
Overall Team Statistics
All games

Team Statistics

	USC	OPP
Scoring	383	330
Points per game	76.6	66.0
Scoring margin	+10.6	-
Field goals-att	136-282	115-277
Field goal pct	.482	.415
3 point fg-att	41-104	24-83
3-point FG pct	.394	.289
3-pt FG made per game	8.2	4.8
Free throws-att	70-102	76-104
Free throw pct	.686	.731
F-Throws made per game	14.0	15.2
Rebounds	180	149
Rebounds per game	36.0	29.8
Rebounding margin	+6.2	-
Assists	76	55
Assists per game	15.2	11.0
Turnovers	61	58
Turnovers per game	12.2	11.6
Turnover margin	-0.6	-
Assist/turnover ratio	1.2	0.9
Steals	28	32
Steals per game	5.6	6.4
Blocks	13	15
Blocks per game	2.6	3.0
Winning streak	5	-
Home win streak	2	-
Attendance	21665	0
Home games-Avg/Game	2-10833	0-0
Neutral site-Avg/Game	-	3-4195

Score by Periods

Team	1st	2nd	OT	TOT
South Carolina	192	191	0	383
Opponents	153	177	0	330



**2023-24 South Carolina Men's Basketball
Category Leaders
All games**

Points

##	Player	G	Pts	Pts/G
2	Mack, B.J.	5	80	16.0
5	Johnson, Meechie	5	72	14.4
10	Stute, Myles	5	60	12.0
1	Wright, Jacobi	5	46	9.2
55	Cooper, Ta'lon	5	45	9.0
4	Clark, Stephen	5	21	4.2
12	Davis, Zachary	4	19	4.8
33	Gray, Josh	4	15	3.8
31	Bosmans-Verdonk, Benjamin	5	11	2.2
15	Ugusuk, Morris	5	10	2.0
14	Sparkman, Eli	2	4	2.0

Scoring Average

##	Player	G	Pts	Pts/G
2	Mack, B.J.	5	80	16.0
5	Johnson, Meechie	5	72	14.4
10	Stute, Myles	5	60	12.0
1	Wright, Jacobi	5	46	9.2
55	Cooper, Ta'lon	5	45	9.0
12	Davis, Zachary	4	19	4.8
4	Clark, Stephen	5	21	4.2
33	Gray, Josh	4	15	3.8
31	Bosmans-Verdonk, Benjamin	5	11	2.2
14	Sparkman, Eli	2	4	2.0
15	Ugusuk, Morris	5	10	2.0

Field Goal Percentage

##	Player	FG	Att	Pct
31	Bosmans-Verdonk, Benjamin	5	8	.625
4	Clark, Stephen	10	17	.588
1	Wright, Jacobi	17	31	.548
10	Stute, Myles	21	41	.512
2	Mack, B.J.	27	53	.509
55	Cooper, Ta'lon	16	33	.485
33	Gray, Josh	4	9	.444
12	Davis, Zachary	7	16	.438
5	Johnson, Meechie	24	55	.436
14	Sparkman, Eli	1	3	.333
15	Ugusuk, Morris	4	15	.267

Field Goal Attempts

##	Player	G	Att	Att/G
5	Johnson, Meechie	5	55	11.0
2	Mack, B.J.	5	53	10.6
10	Stute, Myles	5	41	8.2
55	Cooper, Ta'lon	5	33	6.6
1	Wright, Jacobi	5	31	6.2

Field Goals Made

##	Player	G	Made	Made/G
2	Mack, B.J.	5	27	5.4
5	Johnson, Meechie	5	24	4.8
10	Stute, Myles	5	21	4.2
1	Wright, Jacobi	5	17	3.4
55	Cooper, Ta'lon	5	16	3.2

3-Point FG Percentage

##	Player	3FG	Att	Pct
1	Wright, Jacobi	4	7	.571
10	Stute, Myles	10	20	.500
4	Clark, Stephen	1	2	.500
55	Cooper, Ta'lon	6	14	.429
12	Davis, Zachary	3	7	.429
2	Mack, B.J.	9	23	.391
15	Ugusuk, Morris	2	7	.286
5	Johnson, Meechie	6	22	.273

3-Point FG Attempts

##	Player	G	Att	Att/G
2	Mack, B.J.	5	23	4.6
5	Johnson, Meechie	5	22	4.4
10	Stute, Myles	5	20	4.0
55	Cooper, Ta'lon	5	14	2.8
1	Wright, Jacobi	5	7	1.4

3-Point FG Made

##	Player	G	Made	Made/G
10	Stute, Myles	5	10	2.0
2	Mack, B.J.	5	9	1.8
5	Johnson, Meechie	5	6	1.2
55	Cooper, Ta'lon	5	6	1.2
1	Wright, Jacobi	5	4	0.8



**2023-24 South Carolina Men's Basketball
Category Leaders
All games**

Free Throw Percentage

##	Player	Made	Att	Pct
14	Sparkman, Eli	2	2	1.000
2	Mack, B.J.	17	19	.895
1	Wright, Jacobi	8	9	.889
55	Cooper, Ta'lon	7	10	.700
10	Stute, Myles	8	12	.667
5	Johnson, Meechie	18	28	.643
12	Davis, Zachary	2	4	.500
31	Bosmans-Verdonk, Benjamin	1	2	.500
33	Gray, Josh	7	15	.467

Free Throw Attempts

##	Player	G	Att	Att/G
5	Johnson, Meechie	5	28	5.6
2	Mack, B.J.	5	19	3.8
33	Gray, Josh	4	15	3.8
10	Stute, Myles	5	12	2.4
55	Cooper, Ta'lon	5	10	2.0

Free Throws Made

##	Player	G	Made	Made/G
5	Johnson, Meechie	5	18	3.6
2	Mack, B.J.	5	17	3.4
10	Stute, Myles	5	8	1.6
1	Wright, Jacobi	5	8	1.6
55	Cooper, Ta'lon	5	7	1.4

Rebounds

##	Player	G	Reb	Reb/G
2	Mack, B.J.	5	26	5.2
10	Stute, Myles	5	23	4.6
5	Johnson, Meechie	5	22	4.4
31	Bosmans-Verdonk, Benjamin	5	22	4.4
55	Cooper, Ta'lon	5	17	3.4

Assists

##	Player	G	Ast	Ast/G
55	Cooper, Ta'lon	5	27	5.4
5	Johnson, Meechie	5	11	2.2
1	Wright, Jacobi	5	9	1.8
4	Clark, Stephen	5	8	1.6
10	Stute, Myles	5	6	1.2

Rebounds Average

##	Player	G	Reb	Reb/G
2	Mack, B.J.	5	26	5.2
10	Stute, Myles	5	23	4.6
5	Johnson, Meechie	5	22	4.4
31	Bosmans-Verdonk, Benjamin	5	22	4.4
33	Gray, Josh	4	16	4.0

Steals

##	Player	G	Stl	Stl/G
12	Davis, Zachary	4	5	1.3
2	Mack, B.J.	5	4	0.8
5	Johnson, Meechie	5	4	0.8
10	Stute, Myles	5	4	0.8
55	Cooper, Ta'lon	5	4	0.8

Offensive Rebounds

##	Player	G	OReb	OReb/G
31	Bosmans-Verdonk, Benjamin	5	12	2.4
2	Mack, B.J.	5	9	1.8
10	Stute, Myles	5	7	1.4
55	Cooper, Ta'lon	5	5	1.0
5	Johnson, Meechie	5	3	0.6

Blocked Shots

##	Player	G	Blk	Blk/G
4	Clark, Stephen	5	4	0.8
2	Mack, B.J.	5	2	0.4
33	Gray, Josh	4	2	0.5
15	Ugusuk, Morris	5	2	0.4
10	Stute, Myles	5	1	0.2

Defensive Rebounds

##	Player	G	DReb	DReb/G
5	Johnson, Meechie	5	19	3.8
2	Mack, B.J.	5	17	3.4
10	Stute, Myles	5	16	3.2
33	Gray, Josh	4	13	3.3
55	Cooper, Ta'lon	5	12	2.4

Minutes

##	Player	G	Min	Min/G
55	Cooper, Ta'lon	5	154	30:47
10	Stute, Myles	5	137	27:23
5	Johnson, Meechie	5	137	27:20
1	Wright, Jacobi	5	119	23:45
2	Mack, B.J.	5	117	23:25

Fouls

##	Player	G	PF	PF/G
2	Mack, B.J.	5	14	2.8
5	Johnson, Meechie	5	12	2.4
4	Clark, Stephen	5	12	2.4
10	Stute, Myles	5	10	2.0
55	Cooper, Ta'lon	5	10	2.0

Turnovers

##	Player	G	TO	TO/G
5	Johnson, Meechie	5	11	2.2
2	Mack, B.J.	5	9	1.8
31	Bosmans-Verdonk, Benjamin	5	8	1.6
1	Wright, Jacobi	5	7	1.4
4	Clark, Stephen	5	6	1.2



2023-24 South Carolina Men's Basketball
Category Leaders
All games

Foul Outs

##	Player	G	FO
5	Johnson, Meechie	5	1
31	Bosmans-Verdonk, Benjamin	5	1



**2023-24 South Carolina Men's Basketball
Player Highs Analysis
All games**

South Carolina - Individual Game Highs

POINTS	27		B.J. Mack vs Grand Canyon (N) (11/19/2023)
	24		Meechie Johnson vs DePaul (N) (11/17/2023)
	21		Myles Stute vs Virginia Tech (N) (11/10/2023)
	19		B.J. Mack vs Virginia Tech (N) (11/10/2023)
	17		B.J. Mack vs VMI (11/13/2023)
FIELD GOALS MADE	9		B.J. Mack vs Virginia Tech (N) (11/10/2023)
	8		Meechie Johnson vs DePaul (N) (11/17/2023)
FIELD GOAL ATTEMPTS	16		Meechie Johnson vs DePaul (N) (11/17/2023)
	16		Meechie Johnson vs VMI (11/13/2023)
	16		B.J. Mack vs Virginia Tech (N) (11/10/2023)
FIELD GOAL PERCENTAGE (min 5 made)	.714	(5-7)	Ta'lon Cooper vs USC Upstate (11/06/2023)
	.636	(7-11)	Myles Stute vs Virginia Tech (N) (11/10/2023)
3 PT FG MADE	5		Myles Stute vs Virginia Tech (N) (11/10/2023)
	4		B.J. Mack vs Grand Canyon (N) (11/19/2023)
3 PT FG ATTEMPTS	7		B.J. Mack vs Grand Canyon (N) (11/19/2023)
	7		Meechie Johnson vs DePaul (N) (11/17/2023)
3 PT FG PERCENTAGE (min 2 made)	1.000	(2-2)	Jacobi Wright vs VMI (11/13/2023)
	1.000	(2-2)	Meechie Johnson vs USC Upstate (11/06/2023)
FREE THROWS MADE	9		B.J. Mack vs Grand Canyon (N) (11/19/2023)
	7		Meechie Johnson vs DePaul (N) (11/17/2023)
FREE THROW ATTEMPTS	11		Meechie Johnson vs DePaul (N) (11/17/2023)
	9		B.J. Mack vs Grand Canyon (N) (11/19/2023)
	9		Josh Gray vs DePaul (N) (11/17/2023)
FREE THROW PERCENTAGE (min 3 made)	1.000	(9-9)	B.J. Mack vs Grand Canyon (N) (11/19/2023)
	1.000	(3-3)	Jacobi Wright vs Virginia Tech (N) (11/10/2023)
REBOUNDS	13		B.J. Mack vs VMI (11/13/2023)
	8		Benjamin Bosmans-Verdonk vs VMI (11/13/2023)
	8		Zachary Davis vs USC Upstate (11/06/2023)
ASSISTS	7		Ta'lon Cooper vs VMI (11/13/2023)
	7		Ta'lon Cooper vs Virginia Tech (N) (11/10/2023)
STEALS	3		B.J. Mack vs VMI (11/13/2023)
	3		Zachary Davis vs USC Upstate (11/06/2023)
BLOCKED SHOTS	1		Stephen Clark vs Grand Canyon (N) (11/19/2023)
	1		Stephen Clark vs DePaul (N) (11/17/2023)
	1		Morris Ugusuk vs DePaul (N) (11/17/2023)
	1		Josh Gray vs DePaul (N) (11/17/2023)
	1		B.J. Mack vs VMI (11/13/2023)
	1		Myles Stute vs VMI (11/13/2023)
	1		Stephen Clark vs VMI (11/13/2023)
	1		Morris Ugusuk vs Virginia Tech (N) (11/10/2023)
	1		Zachary Davis vs Virginia Tech (N) (11/10/2023)
	1		Ta'lon Cooper vs USC Upstate (11/06/2023)
	1		Josh Gray vs USC Upstate (11/06/2023)
TURNOVERS	4		B.J. Mack vs DePaul (N) (11/17/2023)
	4		Meechie Johnson vs Virginia Tech (N) (11/10/2023)
FOULS	4		Stephen Clark vs USC Upstate (11/06/2023)
	5		Meechie Johnson vs DePaul (N) (11/17/2023)
	5		Benjamin Bosmans-Verdonk vs DePaul (N) (11/17/2023)



**2023-24 South Carolina Men's Basketball
Player Highs Analysis
All games**

Opponent - Individual Game Highs

POINTS	26		Sean Pedulla vs Virginia Tech (N) (11/10/2023)
	24		Chico Carter, Jr. vs DePaul (N) (11/17/2023)
	18		Gabe McGlothan vs Grand Canyon (N) (11/19/2023)
	16		Tyon Grant-Foster vs Grand Canyon (N) (11/19/2023)
	16		Tyran Cook vs VMI (11/13/2023)
FIELD GOALS MADE	8		Chico Carter, Jr. vs DePaul (N) (11/17/2023)
	7		Sean Pedulla vs Virginia Tech (N) (11/10/2023)
FIELD GOAL ATTEMPTS	15		Tyon Grant-Foster vs Grand Canyon (N) (11/19/2023)
	13		Ray Harrison vs Grand Canyon (N) (11/19/2023)
	13		Chico Carter, Jr. vs DePaul (N) (11/17/2023)
	13		Sean Pedulla vs Virginia Tech (N) (11/10/2023)
	13		Trae Broadnax vs USC Upstate (11/06/2023)
FIELD GOAL PERCENTAGE (min 5 made)	.714	(5-7)	Collin Moore vs Grand Canyon (N) (11/19/2023)
	.714	(5-7)	Lynn Kidd vs Virginia Tech (N) (11/10/2023)
3 PT FG MADE	3		Collin Moore vs Grand Canyon (N) (11/19/2023)
	3		Sean Pedulla vs Virginia Tech (N) (11/10/2023)
	3		Hunter Cattoor vs Virginia Tech (N) (11/10/2023)
3 PT FG ATTEMPTS	10		Hunter Cattoor vs Virginia Tech (N) (11/10/2023)
	6		Tyon Grant-Foster vs Grand Canyon (N) (11/19/2023)
	6		K.T. Raimey vs DePaul (N) (11/17/2023)
	6		Sean Pedulla vs Virginia Tech (N) (11/10/2023)
3 PT FG PERCENTAGE (min 2 made)	1.000	(3-3)	Collin Moore vs Grand Canyon (N) (11/19/2023)
	.667	(2-3)	Koree Cotton vs VMI (11/13/2023)
FREE THROWS MADE	9		Gabe McGlothan vs Grand Canyon (N) (11/19/2023)
	9		Sean Pedulla vs Virginia Tech (N) (11/10/2023)
FREE THROW ATTEMPTS	11		Sean Pedulla vs Virginia Tech (N) (11/10/2023)
	10		Gabe McGlothan vs Grand Canyon (N) (11/19/2023)
FREE THROW PERCENTAGE (min 3 made)	1.000	(4-4)	Ray Harrison vs Grand Canyon (N) (11/19/2023)
	1.000	(4-4)	Brennan Watkins vs VMI (11/13/2023)
	1.000	(3-3)	Tyran Cook vs VMI (11/13/2023)
REBOUNDS	11		Taeshaud Jackson vs VMI (11/13/2023)
	9		Gabe McGlothan vs Grand Canyon (N) (11/19/2023)
	9		Sean Pedulla vs Virginia Tech (N) (11/10/2023)
ASSISTS	5		Sean Pedulla vs Virginia Tech (N) (11/10/2023)
	3		Ray Harrison vs Grand Canyon (N) (11/19/2023)
	3		Brennan Watkins vs VMI (11/13/2023)
	3		Tyran Cook vs VMI (11/13/2023)
	3		Trae Broadnax vs USC Upstate (11/06/2023)
	3		Jorge Ochoa vs USC Upstate (11/06/2023)
STEALS	3		Tyran Cook vs VMI (11/13/2023)
	3		Justin Bailey vs USC Upstate (11/06/2023)
BLOCKED SHOTS	3		Ahmir Langlais vs USC Upstate (11/06/2023)
	2		Churchill Abass vs DePaul (N) (11/17/2023)
	2		Stephen Olowoniyi vs VMI (11/13/2023)
TURNOVERS	4		K.T. Raimey vs DePaul (N) (11/17/2023)
	4		Brennan Watkins vs VMI (11/13/2023)
FOULS	5		Gabe McGlothan vs Grand Canyon (N) (11/19/2023)
	5		Caleb Murphy vs DePaul (N) (11/17/2023)



**2023-24 South Carolina Men's Basketball
Team High/Low Analysis
All games**

South Carolina - Game Highs

POINTS	82	USC Upstate (11/06/2023)
	79	vs Virginia Tech (N) (11/10/2023)
	75	vs Grand Canyon (N) (11/19/2023)
	74	VMI (11/13/2023)
	73	vs DePaul (N) (11/17/2023)
FIELD GOALS MADE	31	vs Virginia Tech (N) (11/10/2023)
	29	USC Upstate (11/06/2023)
FIELD GOAL ATTEMPTS	71	VMI (11/13/2023)
	55	vs Virginia Tech (N) (11/10/2023)
	55	USC Upstate (11/06/2023)
FIELD GOAL PERCENTAGE	.564 (31-55)	vs Virginia Tech (N) (11/10/2023)
	.540 (27-50)	vs Grand Canyon (N) (11/19/2023)
3 PT FG MADE	12	USC Upstate (11/06/2023)
	10	vs Virginia Tech (N) (11/10/2023)
3 PT FG ATTEMPTS	23	VMI (11/13/2023)
	22	USC Upstate (11/06/2023)
3 PT FG PERCENTAGE	.545 (12-22)	USC Upstate (11/06/2023)
	.476 (10-21)	vs Virginia Tech (N) (11/10/2023)
FREE THROWS MADE	20	vs DePaul (N) (11/17/2023)
	17	VMI (11/13/2023)
FREE THROW ATTEMPTS	34	vs DePaul (N) (11/17/2023)
	25	VMI (11/13/2023)
FREE THROW PERCENTAGE	.875 (14-16)	vs Grand Canyon (N) (11/19/2023)
	.875 (7-8)	vs Virginia Tech (N) (11/10/2023)
REBOUNDS	45	USC Upstate (11/06/2023)
	44	VMI (11/13/2023)
ASSISTS	18	vs Grand Canyon (N) (11/19/2023)
	16	vs Virginia Tech (N) (11/10/2023)
	16	USC Upstate (11/06/2023)
STEALS	10	VMI (11/13/2023)
	7	USC Upstate (11/06/2023)
BLOCKED SHOTS	4	USC Upstate (11/06/2023)
	3	vs DePaul (N) (11/17/2023)
	3	VMI (11/13/2023)
TURNOVERS	17	vs DePaul (N) (11/17/2023)
	15	USC Upstate (11/06/2023)
FOULS	24	vs Grand Canyon (N) (11/19/2023)
	24	vs DePaul (N) (11/17/2023)



**2023-24 South Carolina Men's Basketball
Team High/Low Analysis
All games**

Opponent - Game Highs

POINTS	77	vs Virginia Tech (N) (11/10/2023)
	68	vs Grand Canyon (N) (11/19/2023)
	68	vs DePaul (N) (11/17/2023)
	64	VMI (11/13/2023)
	53	USC Upstate (11/06/2023)
FIELD GOALS MADE	26	vs Virginia Tech (N) (11/10/2023)
	25	VMI (11/13/2023)
FIELD GOAL ATTEMPTS	59	VMI (11/13/2023)
	59	USC Upstate (11/06/2023)
FIELD GOAL PERCENTAGE	.500 (26-52)	vs Virginia Tech (N) (11/10/2023)
	.424 (25-59)	VMI (11/13/2023)
3 PT FG MADE	7	vs Virginia Tech (N) (11/10/2023)
	5	vs Grand Canyon (N) (11/19/2023)
3 PT FG ATTEMPTS	22	vs Virginia Tech (N) (11/10/2023)
	16	vs Grand Canyon (N) (11/19/2023)
	16	vs DePaul (N) (11/17/2023)
	16	USC Upstate (11/06/2023)
3 PT FG PERCENTAGE	.318 (7-22)	vs Virginia Tech (N) (11/10/2023)
	.313 (5-16)	vs Grand Canyon (N) (11/19/2023)
FREE THROWS MADE	23	vs Grand Canyon (N) (11/19/2023)
	18	vs DePaul (N) (11/17/2023)
	18	vs Virginia Tech (N) (11/10/2023)
FREE THROW ATTEMPTS	27	vs Grand Canyon (N) (11/19/2023)
	24	vs DePaul (N) (11/17/2023)
FREE THROW PERCENTAGE	.852 (23-27)	vs Grand Canyon (N) (11/19/2023)
	.818 (18-22)	vs Virginia Tech (N) (11/10/2023)
REBOUNDS	40	VMI (11/13/2023)
	30	vs Grand Canyon (N) (11/19/2023)
ASSISTS	13	vs Virginia Tech (N) (11/10/2023)
	13	USC Upstate (11/06/2023)
STEALS	11	USC Upstate (11/06/2023)
	8	vs Virginia Tech (N) (11/10/2023)
BLOCKED SHOTS	5	VMI (11/13/2023)
	5	USC Upstate (11/06/2023)
TURNOVERS	16	VMI (11/13/2023)
	13	vs Grand Canyon (N) (11/19/2023)
	13	vs DePaul (N) (11/17/2023)
FOULS	26	vs DePaul (N) (11/17/2023)
	22	VMI (11/13/2023)



**2023-24 South Carolina Men's Basketball
Team High/Low Analysis
All games**

South Carolina - Game Lows

POINTS	73		vs DePaul (N) (11/17/2023)
	74		VMI (11/13/2023)
	75		vs Grand Canyon (N) (11/19/2023)
	79		vs Virginia Tech (N) (11/10/2023)
	82		USC Upstate (11/06/2023)
FIELD GOALS MADE	24		vs DePaul (N) (11/17/2023)
	25		VMI (11/13/2023)
FIELD GOAL ATTEMPTS	50		vs Grand Canyon (N) (11/19/2023)
	51		vs DePaul (N) (11/17/2023)
FIELD GOAL PERCENTAGE	.352	(25-71)	VMI (11/13/2023)
	.471	(24-51)	vs DePaul (N) (11/17/2023)
3 PT FG MADE	5		vs DePaul (N) (11/17/2023)
	7		vs Grand Canyon (N) (11/19/2023)
	7		VMI (11/13/2023)
3 PT FG ATTEMPTS	17		vs Grand Canyon (N) (11/19/2023)
	21		vs DePaul (N) (11/17/2023)
	21		vs Virginia Tech (N) (11/10/2023)
3 PT FG PERCENTAGE	.238	(5-21)	vs DePaul (N) (11/17/2023)
	.304	(7-23)	VMI (11/13/2023)
FREE THROWS MADE	7		vs Virginia Tech (N) (11/10/2023)
	12		USC Upstate (11/06/2023)
FREE THROW ATTEMPTS	8		vs Virginia Tech (N) (11/10/2023)
	16		vs Grand Canyon (N) (11/19/2023)
FREE THROW PERCENTAGE	.588	(20-34)	vs DePaul (N) (11/17/2023)
	.632	(12-19)	USC Upstate (11/06/2023)
REBOUNDS	23		vs Grand Canyon (N) (11/19/2023)
	30		vs Virginia Tech (N) (11/10/2023)
ASSISTS	12		vs DePaul (N) (11/17/2023)
	14		VMI (11/13/2023)
STEALS	2		vs Virginia Tech (N) (11/10/2023)
	3		vs Grand Canyon (N) (11/19/2023)
BLOCKED SHOTS	1		vs Grand Canyon (N) (11/19/2023)
	2		vs Virginia Tech (N) (11/10/2023)
TURNOVERS	9		VMI (11/13/2023)
	10		vs Grand Canyon (N) (11/19/2023)
	10		vs Virginia Tech (N) (11/10/2023)
FOULS	13		VMI (11/13/2023)
	16		vs Virginia Tech (N) (11/10/2023)



**2023-24 South Carolina Men's Basketball
Team High/Low Analysis
All games**

Opponent - Game Lows

POINTS	53		USC Upstate (11/06/2023)
	64		VMI (11/13/2023)
	68		vs Grand Canyon (N) (11/19/2023)
	68		vs DePaul (N) (11/17/2023)
	77		vs Virginia Tech (N) (11/10/2023)
FIELD GOALS MADE	20		vs Grand Canyon (N) (11/19/2023)
	21		USC Upstate (11/06/2023)
FIELD GOAL ATTEMPTS	51		vs Grand Canyon (N) (11/19/2023)
	52		vs Virginia Tech (N) (11/10/2023)
FIELD GOAL PERCENTAGE	.356	(21-59)	USC Upstate (11/06/2023)
	.392	(20-51)	vs Grand Canyon (N) (11/19/2023)
3 PT FG MADE	4		vs DePaul (N) (11/17/2023)
	4		VMI (11/13/2023)
	4		USC Upstate (11/06/2023)
3 PT FG ATTEMPTS	13		VMI (11/13/2023)
	16		vs Grand Canyon (N) (11/19/2023)
	16		vs DePaul (N) (11/17/2023)
	16		USC Upstate (11/06/2023)
3 PT FG PERCENTAGE	.250	(4-16)	vs DePaul (N) (11/17/2023)
	.250	(4-16)	USC Upstate (11/06/2023)
FREE THROWS MADE	7		USC Upstate (11/06/2023)
	10		VMI (11/13/2023)
FREE THROW ATTEMPTS	14		USC Upstate (11/06/2023)
	17		VMI (11/13/2023)
FREE THROW PERCENTAGE	.500	(7-14)	USC Upstate (11/06/2023)
	.588	(10-17)	VMI (11/13/2023)
REBOUNDS	23		vs Virginia Tech (N) (11/10/2023)
	27		USC Upstate (11/06/2023)
ASSISTS	7		vs Grand Canyon (N) (11/19/2023)
	11		vs DePaul (N) (11/17/2023)
	11		VMI (11/13/2023)
STEALS	3		vs Grand Canyon (N) (11/19/2023)
	5		vs DePaul (N) (11/17/2023)
	5		VMI (11/13/2023)
BLOCKED SHOTS	1		vs Grand Canyon (N) (11/19/2023)
	1		vs Virginia Tech (N) (11/10/2023)
TURNOVERS	5		vs Virginia Tech (N) (11/10/2023)
	11		USC Upstate (11/06/2023)
FOULS	12		vs Virginia Tech (N) (11/10/2023)
	16		USC Upstate (11/06/2023)