



SOUTH CAROLINA WOMEN'S BASKETBALL

Dir. Communications/PR: Diana Koval | Office: 803.777.7977 | Cell: 314.369.6050 | Email: dkoval@mailbox.sc.edu
 Web: www.GamecocksOnline.com | Twitter: @GamecockWBB | Instagram: @GamecockWBB | TikTok: @GamecockWBB | Facebook: @GamecockWBB

#1/1 SOUTH CAROLINA (2-0) vs. CLEMSON (3-0) NOVEMBER 16, 2023 – 7 P.M. – COLUMBIA, S.C. – COLONIAL LIFE ARENA

HOW TO FOLLOW

TV: SEC Network (Eric Frede, Christy Thomaskutty)
 Radio: 107.5 FM; SiriusXM Ch. 137 or 190 (Brad Muller)
 Live Stats: Gamecocks.StatBroadcast.com

THE MATCHUP

GAMECOCKS

2-0, 0-0 SEC

Ranking: 1/1 (AP/Coaches)

Head Coach: Dawn Staley

Record at SC: 404-106 (16th)

Career Record: 576-186 (24th)

Top Scorer: Kamilla Cardoso (16.0)

Top Rebounder: Kamilla Cardoso (1.0)



TIGERS

3-0, 0-0 ACC

Ranking: -/- (AP/Coaches)

Head Coach: Amanda Butler

Record at CU: 72-87 (6th)

Career Record: 302-246 (18th)

Top Scorer: Amari Robinson (21.3)

Top Rebounder: MaKayla Elmore/Robinson (7.3)



THE SERIES

South Carolina Record: 34-33

H: 21-11 A: 21-11 N: 11-20

Current Streak: Won 12

Last Meeting: W, 85-31, 11/17/22, in Clemson

First Meeting: L, 61-66, 1/10/76 (site unknown)

GAMECOCK NOTABLES

- Tonight's game is the fourth point available in the 2023-23 SC Education Lottery Palmetto Series competition. South Carolina and Clemson each have 1.5 points in the series after a Gamecock volleyball win volleyball, a Clemson men's soccer victory and a women's soccer tie. South Carolina has won the Palmetto Series every year since its inception in 2015.
- A win tonight would be Dawn Staley's 200th in Colonial Life Arena in just her 234th game coaching in the facility. The win would also be the Gamecocks' 43rd straight at home, putting them just two shy of tying the program record of 45 consecutive home victories (2/24/13-2/4/16).
- South Carolina's fast tempo has yielded the nation's second-ranked offense at 107.0 points per game. The Gamecocks average 81.0 field goal attempts this season. By comparison, last season's high was 77, and only 11 games featured at least 70 attempts. South Carolina's 43 made field goals in each of the first two games match the program's Staley-era record.
- The Gamecock offense is as efficient as it is fast, ranking seventh in the nation with a .531 field goal percentage. Only one South Carolina team has ever finished the season shooting over 50.0 percent (1988-89, .527).
- South Carolina's 3-point barrage – 8.5 made per game – has come from a variety of sources. While Te-Hina Paopao leads the way with 3.0 made per game (2nd in the SEC) on 50.0 percent shooting, three other Gamecocks have hit at least three 3s shooting at least 37.5 percent from beyond the arc.
- The Gamecocks once again the lead the nation in blocks per game (11.0) and have the nation's top individual shot blocker in Ashlyn Watkins (4.5 bpg).
- South Carolina has assists on 68.6 percent of its field goals this season and leads the nation in assists per game (29.5).

SCHEDULE/RESULTS

Date	Opponent	Time
Oct. 22	Rutgers (Exhibition)	W, 100-55
<i>Aflac Oui-Play (Paris, France)</i>		
Nov. 6	vs. #10/10 Notre Dame (ESPN)	W, 100-71
Nov. 12	#14/11 Maryland (ABC)	W, 114-76
Nov. 16	Clemson (SECN)	7 p.m.
Nov. 20	South Dakota State (SECN+)	7 p.m.
Nov. 24	Mississippi Valley State (SECN+)	1 p.m.
<i>ACC/SEC Challenge</i>		
Nov. 30	at North Carolina (ESPN)	7 p.m.
<i>Jimmy V Classic</i>		
Dec. 3	at Duke (ABC)	1 p.m.
Dec. 6	Morgan State (SECN+)	7 p.m.
Dec. 10	vs. Utah (ESPN) (Uncasville, CT)	2:30 p.m.
Dec. 16	Presbyterian (SECN+)	1 p.m.
Dec. 19	at Bowling Green	7 p.m.
Dec. 30	at East Carolina (ESPN2)	Noon
Jan. 4	at Florida* (SECN)	7 p.m.
Jan. 7	Mississippi State* (ESPN)	1 p.m.
Jan. 11	at Missouri* (SECN+)	8 p.m.
Jan. 15	Kentucky* (SECN)	7 p.m.
Jan. 21	at Texas A&M* (SECN)	5 p.m.
Jan. 25	at LSU* (ESPN)	8 p.m.
Jan. 28	Vanderbilt* (SECN) <i>We Back Pat</i>	3 p.m.
Feb. 1	at Auburn* (SECN+)	8 p.m.
Feb. 4	Ole Miss* (ESPN2) <i>Play 4 Kay</i>	2 p.m.
Feb. 8	Missouri* (SECN)	7 p.m.
Feb. 11	Connecticut (ESPN)	2 p.m.
Feb. 15	at Tennessee* (ESPN)	7 p.m.
Feb. 18	Georgia* (ESPN2/SECN)	2 p.m.
Feb. 22	Alabama* (SECN)	7 p.m.
Feb. 25	at Kentucky* (SECN)	3 p.m.
Feb. 29	at Arkansas* (SECN)	9 p.m.
Mar. 3	Tennessee* (ESPN)	Noon
Mar. 6-8	SEC Tournament (Greenville, SC)	

* indicates SEC game
 All Times Listed as Eastern and are subject to change
 Television outlet listed in parentheses

1.05

The Gamecocks are fourth in the nation with 1.05 points per play finished with a shot, free throw trip or turnover (Her Hoop Stats).

4.14








South Carolina's starting backcourt of Raven Johnson and Te-Hina Paopao combine for a 4.14 assist-to-turnover ratio (29:7).

21.0

The Gamecocks are blocking 21.0 percent of their opponents' 2-point field goal attempts, which ranks third in the nation.

TALE OF THE TAPE

SOUTH CAROLINA	107.0	.531	.425	8.5	.658	12.5	73.5	+33.5	.367	.381	+11.5	29.5	+4.5	11.0	10.5
	Points	FG%	3FG%	3FGM per Game	FT%	FTM per Game	Scoring Def.	Scoring Margin	FG% Def.	3FG% Def.	Reb. Margin	Assist Avg.	TO Margin	Blocks Avg.	Steals Avg.
CLEMSON	82.0	.487	.281	6.0	.698	14.7	54.0	+28.0	.358	.254	+7.0	18.0	+7.3	0.7	10.7

0		<p>Te-Hina Paopao <i>tuh-HEE-nuh POW-pow</i></p> <p>5-0 • Sr. • Guard Oceanside, Calif.</p>	<p>Season</p> <p>PPG 14.0 APG 7.0 FG% .500 3FG% .500 FT% —</p>	<p>Career*</p> <p>12.5 7.4 .422 .383 .868</p>	<p>LAST GM: 14 pts, 8 assts, 4 3FG vs. MD</p> <p>NOTABLE: Good court vision and outside shooter ... 3rd in SEC in 3FG%, 2nd in 3s/gm (3.) ... Nancy Lieberman Award, Wooden Award Preseason Watch List ... Preseason All-SEC 2nd Team.</p>	<p>Career Highs</p> <p>Pts: 28 vs. Stanford, 3/2/23[*] Reb: 9 vs. Stanford, 2/15/21[*] Asst: 10 vs. USD, 3/23/23[*] Stl: 4, 2x, vs. Seatt., 11/12/22[*] 3FG: 7, 2x, vs. Stan., 3/23/23[*]</p>
2		<p>Ashlyn Watkins <i>ASH-lynn</i></p> <p>6-3 • So. • Forward Columbia, S.C.</p>	<p>Season</p> <p>PPG 10.0 RPG 8.0 BPG 4.5 FG% .571 FT% .667</p>	<p>Career</p> <p>5.2 3.4 1.0 .564 .491</p>	<p>LAST GM: 13 pts, 11 rebs, 5 blks vs. MD</p> <p>NOTABLE: Physically imposing, effortlessly athletic ... 1st in NCAA in blks/gm (4.5) ... first dunk in program history at Clemson (11/17/22) ... in 2022-23 – 7 gms 10+ pts, 2 double-doubles.</p>	<p>Career Highs</p> <p>Pts: 16 vs. Cstl. Car., 12/21/22 Reb: 11, 2x, vs. MD, 11/12/23 Blk: 5 vs. Maryland, 11/12/23 Asst: 3 vs. Cstl. Car., 12/21/22 Stl: 3 at Clemson, 11/17/22</p>
5		<p>Tessa Johnson</p> <p>6-0 • Fr. • Guard Albertville, Minn.</p>	<p>Season</p> <p>PPG 6.5 RPG 3.5 APG 3.0 FG% .444 3FG% .400</p>	<p>Career</p> <p>6.5 3.5 3.0 .444 .400</p>	<p>LAST GM: 12 pts, 7 rebs, 4 assts vs. MD</p> <p>NOTABLE: Outside scoring threat ... No. 25 overall in Class of 2023 ... McDonald's All-American (won 3-pt contest), Minn. Gatorade POY, MGBCA Miss Basketball ... two-time MGBCA All-State.</p>	<p>Career Highs</p> <p>Pts: 12 vs. Maryland, 11/12/23 Reb: 7 vs. Maryland, 11/12/23 Asst: 4 vs. Maryland, 11/12/23 Stl: 3 vs. Maryland, 11/12/23 3FG: 2 vs. Maryland, 11/12/23</p>
10		<p>Kamilla Cardoso <i>kuh-MILL-uh car-DOE-zo</i></p> <p>6-7 • Sr. • Center Montes Claros, Brazil</p>	<p>Season</p> <p>PPG 16.0 RPG 11.0 BPG 3.0 FG% .667 FT% .800</p>	<p>Career*</p> <p>9.4 7.3 2.0 .568 .665</p>	<p>LAST GM: 12 pts, 7 rebs, 2 blks vs. MD</p> <p>NOTABLE: Dominant on both ends ... 14th in SEC in ppg, 4th in rpg ... All 3 NPOY and Lisa Leslie watch lists ... Preseason All-SEC 1st Team ... 2023 FIBA AmeriCup MVP ... 2023 SEC 6th Woman of the Year.</p>	<p>Career Highs</p> <p>Pts: 25 vs. Lincoln, 12/2/20[*] Reb: 16, 2x, vs. Ark, 1/22/23[*] Assts: 6 vs. Buffalo, 11/20/21[*] Blk: 9 vs. Notre Dame, 1/31/21[*] Stl: 2, 6x, at Miss St., 1/8/23[*]</p>
12		<p>MiLaysia Fulwiley <i>my-LAY-zhuh full-WHY-lee</i></p> <p>5-10 • Fr. • Guard Columbia, S.C.</p>	<p>Season</p> <p>PPG 14.5 APG 4.0 FG% .545 3FG% .375 FT% .500</p>	<p>Career</p> <p>14.5 4.0 .545 .375 .500</p>	<p>LAST GM: 12 pts, 2 assts, 2 stls vs. MD</p> <p>NOTABLE: Called a “generational player” by Staley ... gifted athlete who soaks up coaching ... No. 13 overall in Class of 2023 ... McDonald's, WBCA and Naismith All-American ... 4x SCBCA Player of the Year.</p>	<p>Career Highs</p> <p>Pts: 17 vs. Notre Dame, 11/6/23 Reb: 1, 2x, vs. MD, 11/12/23 Asst: 6 vs. Notre Dame, 11/6/23 Stl: 6 vs. Notre Dame, 11/6/23 3FG: 2 vs. Maryland, 11/12/23</p>
20		<p>Sania Feagin <i>suh-NYE-uh FAY-ghin</i></p> <p>6-3 • Fr. • Forward Ellenwood, Ga.</p>	<p>Season</p> <p>PPG 10.0 RPG 5.0 BPG 0.0 FG% .625 FT% —</p>	<p>Career</p> <p>3.5 2.0 0.5 .607 .655</p>	<p>LAST GM: 8 pts, 6 rebs vs. MD</p> <p>NOTABLE: Can be physical inside, also worked on perimeter in offseason ... Katrina McClain Award Watch List ... played in 27 games last season, scoring in double figures five times.</p>	<p>Career Highs</p> <p>Pts: 15 vs. ETSU, 11/7/22 Reb: 7, 3x, vs. CCU, 12/21/22 Asst: 2, 2x, vs. NCAT, 11/29/21 Blk: 3, 3x, vs. CCU, 12/21/22 Stl: 2 at Georgia, 2/13/22</p>
21		<p>Chloe Kitts</p> <p>6-2 • So. • Forward Ovideo, Fla.</p>	<p>Season</p> <p>PPG 10.0 RPG 5.5 BPG 1.5 FG% .500 FT% .667</p>	<p>Career</p> <p>2.5 2.0 0.2 .413 .588</p>	<p>LAST GM: 13 pts, 10 rebs, 1 blk vs. MD</p> <p>NOTABLE: Tenacious, hard worker, physical ... helped U.S. to gold in 2023 FIBA U19 World Cup ... early enrollee (Dec. 2022) after being ranked No. 17 overall in 2023 Class ... played in 18 games.</p>	<p>Career Highs</p> <p>Pts: 13 vs. Maryland, 11/12/23 Reb: 10 vs. Maryland, 11/12/23 Asst: 2, 4x, vs. ND, 11/6/23 Blk: 2 vs. Notre Dame, 11/6/23 Stl: 2 vs. Ch. Sthrn., 12/18/22</p>
23		<p>Bree Hall</p> <p>6-0 • Jr. • Guard Dayton, Ohio</p>	<p>Season</p> <p>PPG 9.5 APG 1.5 FG% .412 3FG% .375 FT% 1.000</p>	<p>Career</p> <p>4.0 0.2 .372 .339 .635</p>	<p>LAST GM: 12 pts, 2 assts, 2 3FGs vs. MD</p> <p>NOTABLE: Tough defender with explosive offensive ability driving to the rim and hitting from outside ... CSC Acad. All-District (2023) ... co-chair of SEC Basketball Leadership Council.</p>	<p>Career Highs</p> <p>Pts: 18 at Alabama, 1/29/23 Reb: 6, 2x, vs. USF, 3/19/23 Asst: 2 vs. Maryland, 11/12/23 Stl: 2, 3x, at Clem., 11/17/22 3FG: 4 at Alabama, 1/29/23</p>
24		<p>Sahnja Jah <i>suh-NYE-uh JAW</i></p> <p>6-0 • Fr. • Forward Alexandria, Va.</p>	<p>Season</p> <p>PPG 5.5 RPG 3.0 BPG 0.0 FG% .625 FT% .333</p>	<p>Career</p> <p>5.5 3.0 0.0 .625 .333</p>	<p>LAST GM: 7 pts, 3-4 FG vs. MD</p> <p>NOTABLE: Incredibly athletic, fearless, competitive on both sides of the ball ... No. 40 overall in Class of 2023 ... WBCA Hon. Men. All-Amer. ... led Montverde to 2023 GEICO HS National Championship.</p>	<p>Career Highs</p> <p>Pts: 7 vs. Maryland, 11/12/23 Reb: 5 vs. Notre Dame, 11/6/23 Asst: 2 vs. Notre Dame, 11/6/23 Blk: — Stl: 1 vs. Notre Dame, 11/6/23</p>
25		<p>Raven Johnson</p> <p>5-9 • So. • Guard Atlanta, Ga.</p>	<p>Season</p> <p>PPG 9.5 APG 7.5 FG% .444 3FG% .500 FT% —</p>	<p>Career</p> <p>4.3 3.5 .374 2.66 .654</p>	<p>LAST GM: 8 pts, 8 assts, 2 3FG vs. MD</p> <p>NOTABLE: Great instincts ... quick with ball and in decision making ... best career FG%ages ... 2nd in SEC in apg and A:TO (5.00) ... 2023 SEC All-Freshman Team ... 2023 FIBA AmeriCup silver medal.</p>	<p>Career Highs</p> <p>Pts: 14 at UConn, 2/5/23 Reb: 5, 6x, vs. Md., 3/27/23 Asst: 8 vs. Maryland, 11/12/23 Stl: 4 vs. ETSU, 11/7/22 3FG: 3 vs. Iowa, 3/31/23</p>
35		<p>Sakima Walker <i>suh-KEY-muh</i></p> <p>6-5 • Sr. • Center Columbus, Ohio</p>	<p>Season</p> <p>PPG 1.5 RPG 1.0 BPG 0.0 FG% .000 FT% .750</p>	<p>Career*</p> <p>3.9 2.4 0.4 .556 .579</p>	<p>LAST GM: 3 pts, 1 reb vs. MD</p> <p>NOTABLE: Scorer, rebounder, rim defender ... NJCAA D1 Player of the Year and Tournament MVP, led NW Florida to 2023 national title ... 13 double-doubles in 32 games last season.</p>	<p>Career Highs</p> <p>Pts: 13 vs. Wagner, 12/18/21[*] Reb: 8 vs. Sac. Heart, 12/20/20[*] Asst: 2 vs. Hamp., 12/18/20[*] Blk: 3 vs. Hamp., 12/18/20[*] Stl: 3, 3x, C Conn St., 12/14/21[*]</p>

* indicates includes games at previous NCAA Div. I institution

QUICK FACTS

The University

Location: Columbia, S.C.

Founded: 1801

Enrollment: 36,200

Colors: Garnet (PMS 202C) and Black

Nickname: Gamecocks

Conference: Southeastern

University President: Michael Amiridis

Athletics Director: Ray Tanner

Facility: Colonial Life Arena (18,000)

Coaching Staff

Head Coach: Dawn Staley

Alma Mater: Virginia, 1992

Overall Record: 576-186 (24th season)

School Record: 404-106 (16th season)

Assoc. Head Coach, Alma Mater:

Lisa Boyer, Ithaca, 1979 (15th season)

Assistant Coaches, Alma Mater:

Jollette Law, Iowa, 1990 (6th season)

Winston Gandy, Maryland, 2003 (1st season)

Mary Wooley, USC Aiken, 2002 (1st season)

Khadijah Sessions, South Carolina, 2016 (1st season)

Team Information

2022-23 Record: 36-1

Home: 17-0 Away: 13-0 Neutral: 6-1

SEC Record (Finish): 16-0(1st)

Home: 8-0 Away: 8-0

Letterwinners Returning/Lost: 6/8

Starters Returning/Lost: 5/0

Program History

First Year of Women's Basketball: 1974-75

All-Time Record: 984-535 (50th season)

All-Time SEC Record: 247-232 (33rd season)

NCAA Appearances (Last): 19 (2023)

NCAA Tournament Record: 44-17

2023 NCAA Result: Final Four

WNIT Appearances (Last): 4 (2011)

WNIT Record: 3-4

Media Relations

Women's Basketball Contact: Diana Koval

Office: 803.777.7977

Cell: 314.369.6050

Email: dkoval@mailbox.sc.edu

Women's Basketball on Social Media:

Twitter: @GamecockWBB

Instagram: @GamecockWBB

Facebook: @GamecockWBB

TikTok: @GamecockWBB

Head Coach on Social Media

Twitter: @DawnStaley

Instagram: @Staley05

Athletics Department on the Web

Website: GamecocksOnline.com

Twitter: @GamecocksOnline

Instagram: @GamecocksOnline

Facebook: Facebook.com/GamecocksOnline

YouTube: YouTube.com/GamecocksOnline

CURRENT STREAKS

	Total	Home	Road	Neut.
Overall	W2	W42	W20	W1
SEC	W31	W32	W15	—
Non-Conference	W2	W19	W7	W1
Ranked Teams	W2	W11	W7	W1

A Perennial Power

South Carolina women's basketball is in the midst of its most successful era, claiming at least 20 wins for the last 12 seasons, including six 30-win seasons in the last nine campaigns. The Gamecocks have played in the NCAA Final Four five times in the last eight NCAA Tournaments, including winning the 2017 and 2022 National Championships. They have been ranked in every AP Poll since Dec. 10, 2012, including a top-10 spot every week since the start of the 2019-20 season. The Gamecocks have amassed 64 AP No. 1 rankings all-time, the fourth-most by a program in the history of that poll.

Under head coach Dawn Staley's leadership, nine Gamecocks have earned All-America status, three have earned SEC Player of the Year honors and 19 have picked up All-SEC recognition at least once. In the last nine seasons, 14 Gamecocks have been selected in the WNBA Draft, including 10 first-round picks, highlighted by two No. 1 overall picks in the last six years. Three Gamecocks have been named WNBA Rookie of the Year and one is a two-time WNBA MVP and two-time WNBA Defensive Player of the Year.

The Clemson Series

This in-state rivalry dates back to the Gamecocks' first official season of intercollegiate women's sports – 1975-76.

South Carolina's current 12-game win streak finally put the Gamecocks on top in the series 34-33 after last season's 85-31 victory in Clemson (Nov. 17). In the Dawn Staley era (beginning in 2008-09), South Carolina is 12-2.

Home Sweet Home

The Gamecocks are 514-165 (.757) in home games (some records prior to 1976-77 did not include location of games). Current head coach Dawn Staley is 202-34 at home with that .856 winning percentage is the best in program history.

Playing in its 20th season at Colonial Life Arena, South Carolina boasts a 265-67 (.798) record in the building, including four undefeated seasons since 2013-14. Staley's share of that record is 199-34 (.853).

Ranking Review

South Carolina reclaimed the top spot in both national polls this week. It marks the 64th time the Gamecocks have been No. 1 in the AP Poll – the fourth-most of any program in that poll's history.

The Gamecocks have been in the AP Top 10 every week since the 2019-20 preseason poll, (77) and their 208

2023-24 AWARDS

Kamilla Cardoso

USBWA Player of the Week (11/6-12)

SEC Player of the Week (11/6-13)

Wade Trophy Watch List

Naismith Trophy Watch List

Wooden Award Watch List

Lisa Leslie Award Preseason Watch List

Preseason All-SEC First Team (Coaches, Media)

Sania Feagin

Katrina McClain Award Preseason Watch List

Te-Hina Paopao

Wooden Award Watch List

Preseason All-SEC Second Team (Coaches)

Nancy Lieberman Award Preseason Watch List

straight appearances in the AP Poll, dating back to Dec. 10, 2012, marks the third-longest active streak in the nation and the 12th longest all-time (trailing just Long Beach State 209 and La. Tech 214 to make it into the top 10).

In the USA Today/WBCA Coaches' Poll, South Carolina has been in the top 10 since claiming the No. 10 spot in the 2019-20 preseason poll.

The Staley File

In her 24th season as a head coach, Dawn Staley has a .756 (576-186) winning percentage, which ranks ninth in the nation among active head coaches with at least 15 seasons of experience and seventh among those with at least 20 years in the position. The unanimous 2020 National Coach of the Year, she became the first person to win both a Naismith Player of the Year and a Naismith Coach of the Year and the first Black head coach to win multiple national championships in men's or women's basketball. She has been named national coach of the year by at least one organization four times, including three times in the last four seasons.

In her 16th season leading the Gamecocks, Staley is the program's all-time winningest coach (404) with a program-record 12 postseason appearances (11 NCAA/1 WNIT). She accounts for all five of the Gamecocks' Final Four appearances (2015, 2017, 2021, 2022, 2023) and the first NCAA National Championships in program history (2017, 2022).

After claiming seven SEC regular-season titles, Staley has won 183 SEC games, the most among active

GAMECOCKS IN THE RANKINGS (thru games of 11/14)

Team	SEC	NCAA	Actual	Kamilla Cardoso	SEC	NCAA	Actual
Scoring Offense	1	2	107.0	Points Per Game	14	192	16.0
Scoring Defense	13	274	73.5	Rebounds Per Game	4	32	11.0
Scoring Margin	3	23	+33.5	Field Goal Percentage	3	40	.667
Field Goal Percentage	2	7	.531	Blocks Per Game	4	15	3.0
Field Goal %age Def.	7	121	.367	MiLaysia Fulwiley	SEC	NCAA	Actual
3-Point FG %age	1	21	.425	A:TO Ratio	3	54	4.00
3-Point FG %age Def.	12	300	.381	Steals Per Game	3	27	4.0
3-Point FG Made/Gm.	2	50	8.5	Raven Johnson	SEC	NCAA	Actual
Free Throw Percentage	12	231	.658	A:TO Ratio	2	34	5.00
Rebounding Offense	2	14	50.0	Assists Per Game	2	9	7.5
Rebounding Margin	6	55	+11.5	Te-Hina Paopao	SEC	NCAA	Actual
Offensive Rebound Avg.	5	38	17.5	Assists Per Game	3	12	7.0
Assists Per Game	1	1	29.5	3-Point FG Percentage	3	98	.500
Steals Per Game	6	86	10.5	3FGs Made Per Game	2	52	3.0
Turnover Margin	9	102	+4.5	Ashlyn Watkins	SEC	NCAA	Actual
Turnovers Per Game	3	34	12.0	Blocks Per Game	1	1	4.5
Assist-to-Turnover Ratio	1	2	2.5				
Blocked Shots Per Game	1	1	11.0				
Bench Points Per Game	1	4	48.0				
Home Attendance Avg.	1	1	16,007				

league coaches and third all-time – trailing just Women's Basketball Hall of Fame inductees Andy Landers (Georgia, 273) and Pat Summitt (Tennessee, 306). Her 12.2 SEC wins average per season is the best in league history among coaches with more than two years in the league, and her .769 SEC winning percentage (183-55) is second only to Summitt (.874) in league history.

Watch It!

Senior center Kamilla Cardoso has gotten the lion's share of the preseason awards attention, but senior transfer Te-Hina Paopao and junior Sania Feagin have seen some accolades as well.

Cardoso earned spots on the preseason watch lists for the Naismith Trophy, Wade Trophy, Wooden Award and the Lisa Leslie Center of the Year Award. She was a Preseason All-SEC First-Team selection by both the media and coaches as well.

Paopao joined Cardoso on the Wooden Award Watch List and picked up her first SEC recognition when the coaches tabbed her for Preseason All-SEC Second-Team honors. She also was one of 20 named to the Nancy Lieberman Point Guard of the Year Award watch list.

For the third season in a row, Feagin was named to the Katrina McClain Power Forward of the Year Award watch list.

Opponent Files

South Carolina's regular-season schedule includes 10 games against teams ranked in at least one of the two national polls this week. Five of those games come in the first five weeks of the season, including the first two out of the gate against #10/10 Notre Dame (W, 100-71) and #14/11 Maryland (W, 114-76).

Four of the games against ranked teams are at home – #14/11 Maryland (W, 114-76), #23/25 Ole Miss (Feb. 4), #8/8 UConn (Feb. 11), #15/20 Tennessee (Mar. 3).

Four others are true road games – at #17/16 North Carolina (Nov. 30), at #rv/22 Duke (Dec. 3), at #7/5 LSU (Jan. 25), at #15/20 Tennessee (Feb. 15). Another two are at neutral sites – #10/10 Notre Dame (W, 110-71) and #4/4 Utah (Dec. 10).

South Carolina's 10 games are the second-most of any ranked team this season (NC State/UCLA 11). The Gamecocks' five non-conference ranked contests are second behind UConn's seven and match Tennessee's five.

Serious Scheduling

South Carolina head coach Dawn Staley has never been afraid to challenge her team to prepare it for the rigors of March and April. Over the last 10 seasons, the Gamecocks have played an average of 9.7 regular-season games against ranked opponents.

Three teams hit the high-water mark of 12 – 2019-20 (11-1), 2017-18 (6-6), 2015-16 (11-1). Each of those years four of the 12 games were non-conference matchups. The 2021-22 edition of the Gamecocks went a perfect 11-0

against its regular-season ranked opponents, including six such non-conference wins.

Last season's team faced the fewest regular-season ranked games, playing just five games such games – three against top-five foes. Just one of the five games was against an SEC rival.

Bench Mob

Any question about South Carolina's bench points falling off with last season's top bench scorers moving into the starting lineup were dispelled early. The Gamecocks' six-woman bench is third in the nation with 48.0 points per game.

Last season, the Gamecocks led the nation with 36.1 bench points per game. The second-place team (Georgia Southern) turned in 31.2.

Dime Droppers

There are few things head coach Dawn Staley likes more than the extra pass. Long preaching that the ball will find who should shoot it, she has developed that mentality with year's team early.

South Carolina has assisted on 68.6 percent of its made field goals this season. The Gamecocks lead the country with 29.5 assists per game are second in assist-to-turnover ratio at 2.46 – leading the SEC in both.

Three Gamecocks are among the SEC's top 11 in assists per game, including two of the top three spots. Raven Johnson leads the way at ninth in the nation and second in the SEC with 7.5 per game with Te-Hina Paopao close behind at 7.0 per game to rank 12th in the country and third in the league.

Three For All

Long the Achilles Heel for the Gamecocks, this season's South Carolina team has thrived behind the arc so far, shooting 42.5 percent (21st in the nation) to pour in 8.5 made 3s per game.

While the program record for made 3s per game is 9.2 set in 1993-94, the Staley era's high was 5.8 per game in 2018-19.

Five Gamecocks have made at least two 3s with Te-Hina Paopao leading the way in both volume – her 3.0 made 3s per game rank third in the SEC – and accuracy – 50.0 percent shooting is fourth in the conference.

Block Party

South Carolina annually ranks among the best shot blocking teams in the country and leads the way again this season at 11.0 blocks per game. The Gamecocks have blocked 21.0 percent of their opponents' 2-point attempts this season, which ranks third in the nation.

Ashlyn Watkins leads the way for the Gamecocks, the SEC and the nation with 4.5 blocks per game. Kamilla Cardoso is close behind at 3.0 blocks per game to rank 15th in the country (4th in the SEC).

Vamos Kamilla!

From ACC Freshman of the Year in 2021 to SEC Sixth Woman of the Year in 2023, South Carolina senior Kamilla Cardoso can be a dominant player on both ends of the court and is standing firmly in that spotlight this season.

On the watch list for all three national player of the year awards and the Lisa Leslie Award watch lists, Cardoso is the Gamecocks' top scorer and rebounder, averaging a double-double with 16.0 points and 11.0 rebounds per

game. She was the SEC and USBWA National Player of the Week in the opening week of the season after leading South Carolina to a pair of top-15 victories that propelled the Gamecocks back to the No. 1 ranking they possessed every week of the last two seasons.

Cardoso shapes the game on both sides of the ball, ranking 14th in the SEC in scoring, fourth in rebounding and fourth in blocks per game (15th in the nation). Her .667 field goal percentage is third in the league.

NATIONAL RANKINGS

Associated Press Poll (Nov. 13)

	2-0
1. South Carolina	2-0
2. Iowa	3-0
3. UCLA	3-0
4. Utah	2-0
5. Colorado	3-0
6. Stanford	2-0
7. LSU	2-1
8. UConn	1-1
9. Virginia Tech	1-1
10. Southern Cal	2-0
11. Texas	2-0
12. Florida State	2-0
13. Ohio State	1-1
14. NC State	2-0
15. Tennessee	1-1
16. Notre Dame	1-1
17. North Carolina	2-0
18. Indiana	1-1
19. Louisville	2-0
20. Maryland	1-1
21. Baylor	1-0
22. Creighton	2-0
23. Ole Miss	1-1
24. Washington State	3-0
25. Oklahoma	3-0

USA Today/WBCA Coaches' Poll (No. 14)

	2-0
1. South Carolina	2-0
2. Iowa	3-0
3. UCLA	3-0
4. Utah	2-0
5. LSU	2-1
6. Stanford	2-0
7. Colorado	3-0
8. UConn	1-1
9. Virginia Tech	1-1
10. Ohio State	1-1
Southern Cal	2-0
12. Texas	2-0
13. Florida State	2-0
14. Notre Dame	1-1
15. Louisville	2-0
16. North Carolina	2-0
17. Indiana	1-1
18. NC State	2-0
19. Maryland	1-1
20. Tennessee	1-1
21. Oklahoma	3-0
22. Duke	2-0
23. Baylor	1-0
24. Creighton	2-0
25. Ole Miss	1-1

GAMECOCKS IN 2023-24 NATIONAL POLLS

Poll	Pre	11/13	11/20	11/27	12/4	12/11	12/18	12/25	1/1	1/8	1/15	1/22	1/29	2/5	2/12	2/19	2/26	3/4	3/11	Final
Associated Press	6	1																		
Coaches	4	1																		

Pao-erful Impact

Senior transfer Te-Hina Paopao is often mentioned by her teammates as a leader, despite her summer arrival to the program. The three-time All-Pac-12 selection illustrated that leadership beautifully in the season opener against #10/10 Notre Dame (Nov. 6). As the starter with the most experience at the position, the steady guard led the way in the opening 10 minutes with seven points on 3-of-4 shooting, two assists and two steals to keep the Gamecocks within a point at the end of the period.

Paopao has immediately picked up where she left off in her final season at Oregon, during which she posted career highs in offensive efficiency and 3-pointers made. Her 14.0 points per game are third on the team, her 50.0 percent (6-of-12) 3-point accuracy is third in the SEC and her 3.0 made 3s per game is second in the league.

Also among the nation's best in assists – 7.0 per game to rank 12th – Paopao has had her hands on 29.0 percent of the Gamecocks' total offense (14.0 ppg, 17.0 ppg off her assists).

That's So Raven

SEC All-Freshman point guard has the competitive fire, instincts and court vision that Staley loves to see, especially on the big stage. And her offensive efficiency has skyrocketed after her offseason work.

Johnson's court vision and speed have powered the Gamecocks' high-octane offense – Staley asserting that she couldn't slow Johnson down if she wanted to. The redshirt-sophomore is ninth in the nation with 7.5 assists per game, and her 5.00 assist-to-turnover ratio is second in the SEC. After opening the season tying her career high of seven assists against #10/10 Notre Dame (Nov. 6), she topped that with eight against #14/11 Maryland (Nov. 12).

Beyond her assists, Johnson is pouring in 9.5 points per game on 44.4 percent shooting, including 3-of-6 from 3-point range – all numbers that are career highs.

CK Obsession

Sophomore Chloe Kitts worked her way into the starting lineup this season, and proved immediate what Staley has seen in the young 6-foot-2 forward – physicality,

basketball IQ and tenacity

After a modest seven-point outing in the season opener against #10/10 Notre Dame (Nov. 6), Kitts stamped her name on the home opener against #14/11 Maryland (Nov. 12). Her first career double-double (13 points, 10 rebounds) came in under 21 minutes on the court. She powered home eight of her 13 points in just six minutes in the second quarter to power the Gamecocks to a 12-point halftime lead.

On the season, Kitts averages 10.0 points and 5.5 rebounds while shooting 50.0 percent from the field.

Hometown Hysteria

Both the local Columbia products team burst into their freshman seasons with memorable plays.

As a freshman last season, forward Ashlyn Watkins threw down the program's first dunk (at Clemson, Nov. 17). Interestingly, it was not Watkins' highlight of the game as she also hit a 3-pointer, which she considered a more rare occurrence.

This season, MiLaysia Fulwiley made a splash in the historic Paris season opener against #10/10 Notre Dame (Nov. 6), showing off her athleticism and sleight of hand on a transition layup in the second quarter that lit up social media, including NBA legends Magic Johnson and Kevin Durant.

Both continue to impact their hometown team. Fulwiley is second on the Gamecocks in scoring at 14.5 points per game, while Watkins' is the team's second-leading rebounder at 8.0 boards per game and she leads the country in blocks per game (4.5).

Great Gamecock Fans

South Carolina fans have led the nation in average attendance in each of the last nine seasons and announced a 16-for-16 campaign to secure 16,000 season tickets to honor Staley's 16th season in Columbia. Attendance at the home opener was 16,007 to put the Gamecocks in the early national lead.

The Gamecocks have had at least one sellout of their 18,000-seat Colonial Life Arena for seven straight seasons (excluding COVID-limited 2020-21 season) dating back to

DOUBLE-DOUBLES (3)

Kamilla Cardoso (1)		
11/6	vs. #10/10 Notre Dame	20 pts/15 rebs
Chloe Kitts (1)		
11/12	#14/11 Maryland	13 pts/10 rebs
Ashlyn Watkins (1)		
11/12	#14/11 Maryland	13 pts/11 rebs

IN THE STALEY ERA

Wins	
30-Win Seasons	6
25-Win Seasons.....	11
20-Win Seasons.....	12
Winning Seasons	13
National Rankings	
Weeks in the AP Top 25	213
Weeks in the AP Top 10.....	168
Weeks in the AP Top 3	96
Weeks at AP No. 1	64
Postseason	
NCAA Tournament Appearances.....	11
NCAA Sweet 16s.....	10
NCAA Final Fours.....	5
National Championships.....	2
In the SEC	
Regular-Season Championships	7
Regular-Season Top 3 Finishes	11
Tournament Championships.....	7

GAMES LED TEAM IN...

Scoring	2023-24	Career	Record	Rebounding	2023-24	Career	Record	Assists	2023-24	Career	Record
Te-Hina Paopao	1	22*	13-9	Kamilla Cardoso	1	28*	22-6	Raven Johnson	2	20	20-0
Kamilla Cardoso	1	16*	12-4	Ashlyn Watkins	1	2	2-0	Te-Hina Paopao	1	43*	30-13
Bree Hall	0	3	3-0	Te-Hina Paopao	0	7*	3-4	Kamilla Cardoso	0	1	1-0
Ashlyn Watkins	0	2	2-0	Sania Feagin	0	1	1-0	<small>* indicates includes games at previous NCAA Div. I program</small>			
Sania Feagin	0	1	1-0	Bree Hall	0	1	1-0				
Sakima Walker	0	1*	1-0	Sakima Walker	0	1*	1-0				

MISCELLANEOUS STATS

Double-Doubles	2023-24	Career	Record	10+ Points	2023-24	Career	Record	5+ Assists	2023-24	Career	Record
Kamilla Cardoso	1	17*	14-3	Te-Hina Paopao	2	53*	38-15	Te-Hina Paopao	2	27*	23-4
Ashlyn Watkins	1	3	3-0	Kamilla Cardoso	2	46*	36-10	Raven Johnson	2	14	14-0
Chloe Kitts	1	1	1-0	MiLaysia Fulwiley	2	2	2-0	MiLaysia Fulwiley	1	1	1-0
Te-Hina Paopao	0	1*	1-0	Ashlyn Watkins	1	8	8-0	Kamilla Cardoso	0	1	1-0
20+ Points				Sania Feagin	1	7	7-0	5+ Blocks			
Kamilla Cardoso	1	4*	4-0	Bree Hall	1	6	6-0	Ashlyn Watkins	1	1	1-0
Te-Hina Paopao	0	11*	9-2	Raven Johnson	1	4	3-1	Kamilla Cardoso	0	9*	8-1
				Chloe Kitts	1	2	2-0	5+ Steals			
				Tessa Johnson	1	1	1-0	MiLaysia Fulwiley	1	1	1-0
				Sakima Walker	0	5*	4-1	<small>* indicates includes games prior to transfer to SC</small>			
				10+ Rebounds							
				Kamilla Cardoso	1	22*	18-4				
				Ashlyn Watkins	1	3	3-0				
				Chloe Kitts	1	1	1-0				

TEAM SPECIALTY STATS

		South Carolina-Opponent			
		Pts. in Paint	Pts. Off TOs	2nd Chance Pts	Fast Break Pts
11/6	vs. ND	70-22	26-15	15-11	30-10
11/2	MD	56-30	23-4	28-8	26-2
11/16	Clem.				
11/20	SDSU				
11/24	MVSU				
11/30	at NC				
12/3	at DU				
12/6	Mor. St.				
12/10	vs. Utah				
12/16	Presby.				
12/19	at BGSU				
12/30	at ECU				
1/4	at FL				
1/7	Miss St.				
1/11	at MO				
1/15	KY				
1/21	at TAM				
1/25	at LSU				
1/28	Vandy				
2/1	at AU				
2/4	OM				
2/8	MO				
2/11	CT				
2/15	at TN				
2/18	GA				
2/22	Ala.				
2/25	at KY				
2/29	at Ark.				
3/3	TN				
Season Avg.		63.0-26.0	24.5-9.5	21.5-9.5	28.0-6.0
SEC Avg.					

STARTERS VS. BENCH

		SC Starters	Opp. Starters	SC Bench	Opp. Bench
11/6	vs. ND	59	59	41	12
11/2	MD	59	56	55	20
11/16	Clem.				
11/20	SDSU				
11/24	MVSU				
11/30	at NC				
12/3	at DU				
12/6	Mor. St.				
12/10	vs. Utah				
12/16	Presby.				
12/19	at BGSU				
12/30	at ECU				
1/4	at FL				
1/7	Miss St.				
1/11	at MO				
1/15	KY				
1/21	at TAM				
1/25	at LSU				
1/28	Vandy				
2/1	at AU				
2/4	OM				
2/8	MO				
2/11	CT				
2/15	at TN				
2/18	GA				
2/22	Ala.				
2/25	at KY				
2/29	at Ark.				
3/3	TN				
Season Avg.		59.0	57.5	48.0	16.0
SEC Avg.					

the first ever sellout of 18,000 on Feb. 8, 2016.

Excluding the COVID limited-attendance season of 2020-21, South Carolina has drawn at least 10,000 fans 112 consecutive regular-season games beginning on Jan. 2, 2015.

Everybody's All-American

The Gamecocks' 11-woman roster includes eight McDonald's All-Americans – Kamilla Cardoso, Sania Feagin, MiLaysia Fulwiley, Bree Hall, Raven Johnson, Tessa Johnson, Te-Hina Paopao and Ashlyn Watkins.

At South Carolina, Staley has coached 23 McDonald's All-Americans, including 18 who joined the Gamecocks as freshmen.

Staffing Boost

For the first time since 2018, head coach Dawn Staley had changes to her staff this offseason, including a boost in numbers thanks to a change in the NCAA rules governing the number of assistant coaches.

Associate head coach Lisa Boyer and assistant coach Jolette Law remain the heart of the staff. Long-time assistant Fred Chmiel left the Gamecocks for his first NCAA Div. I head coaching position, making room for Winston Gandy who brought six years of NCAA coaching experience and three seasons of NBA player development to Columbia.

The new NCAA legislation allowed Staley to elevate Mary Wooley into an assistant coach role. Wooley was previously the recruiting coordinator on Staley's staff for several seasons but also had 10 seasons of experience as an assistant coach with four different teams. Staley also brought former Gamecock Khadijah Sessions to her staff this summer after the 2016 grad spent the last few seasons coaching at the high school level.

WNBA Pipeline

With 10 alumnae playing in the WNBA in 2023, South Carolina had the third-most players in the league of any college program.

Since the first Staley-trained Gamecock was drafted in 2015 (Aleighsa Welch), a total of 14 South Carolina players have been taken in the WNBA Draft. Ten of those went in the first round, including two No. 1 overall picks.

With five players taken in the 2023 WNBA Draft, South Carolina joined Notre Dame (2019) and Tennessee (2008, 1999) as the only programs to have at least that many players taken in a single draft. Three of those five picks were in the first round, making South Carolina one of just seven programs to hit that benchmark.

In proof Staley sends players to the league ready, five Gamecocks have earned All-Rookie Team honors, including three WNBA Rookies of the Year – Allisha Gray (2017), Aja Wilson (2018), Aliyah Boston (2023).

Gamecock alum Aja Wilson has risen to become the face of the WNBA. The two-time league MVP (2020, 2022), two-time Defensive Player of the Year (2022, 2023) and five-time All-Star led her Las Vegas Aces to back-to-back WNBA Championships (2022, 2023). Wilson's former AAU and South Carolina teammate Alaina Coates joined her on the 2023 title team.

TEAM THEME: LOVE

As with most seasons, the LOVE theme has many meanings, all of which are rooted in loving the game of women's basketball. Staley often notes that "if you love the game, it will love you back" – and her career as a player and now a coach is evidence of that.

For her team, loving basketball is more than loving the wins and the trophies and the cheers from fans. That's just one side of the relationship. The pursuit of those means also loving the commitment and the sacrifice and the discipline required to get better every day, and it even means loving the doubt and criticism of others.

For the FAMS – the program's loyal fanbase – loving basketball means investing their time and money, it means saving their vacation days to come to games, and it means pouring their energy into the program's success. In return, Gamecock FAMS are part of a community that puts aside all other differences to share their love of the game and of being such an integral part of Staley's program.

2023-24 ROSTER

No.	Name	Pos.	Ht.	Yr.	Hometown/Last School
0	Te-Hina Paopao	G	5-9	Sr.	Oceanside, Calif./Oregon
2	Ashlyn Watkins	F	6-3	So.	Columbia, S.C./Cardinal Newman
5	Tessa Johnson	G	6-0	Fr.	Albertville, Minn./Saint Michael Albertville
10	Kamilla Cardoso	C	6-7	Sr.	Montes Claros, Brazil/Syracuse
12	MiLaysia Fulwiley	G	5-10	Fr.	Columbia, S.C./W.J. Keenan
20	Sania Feagin	F	6-3	Jr.	Ellenwood, Ga./Forest Park
21	Chloe Kitts	F	6-2	So.	Oviedo, Fla./DME Academy
23	Bree Hall	G	6-0	Jr.	Dayton, Ohio/Wayne
24	Sahnnya Jah	F	6-0	Fr.	Montverde, Fla./Montverde Academy
25	Raven Johnson	G	5-9	So.	Atlanta, Ga./Westlake
35	Sakima Walker	C	6-5	Sr.	Columbus, Ohio / Northwest Florida State

Head Coach: Dawn Staley

Assoc. Head Coach: Lisa Boyer

Assistant Coaches: Jolette Law, Winston Gandy, Mary Wooley, Khadijah Sessions

THE LAST TIME...

INDIVIDUAL

Scored 50 Points

South Carolina 51, Jocelyn Penn vs. Stetson, 1/4/03
Opponent Never

Scored 40 Points

South Carolina 51, Jocelyn Penn vs. Stetson, 1/4/03
Opponent 41, Caitlyn Clark, Iowa, 3/31/23

Scored 30 Points

South Carolina 31, Zia Cooke at Georgia, 1/2/23
Opponent 31, Hannah Hidalgo, vs. Notre Dame, 11/6/23

Grabbed 20 Rebounds

South Carolina 22, Aliyah Boston vs. N. Carolina, 3/25/22
Opponent 24, Teaira McCowan, at Mississippi State, 1/17/19

Grabbed 15 Rebounds

South Carolina 15, Kamilla Cardoso vs. Notre Dame, 11/6/23
Opponent 18, Kiah Gillespie, Florida State, 3/24/19

Two Players with 20 or More Points

South Carolina Aliyah Boston 21/Zia Cooke 20 at Kentucky, 1/12/23
Opponent Hayley Frank 21/Lauren Hansen 21, at Missouri, 12/30/21

Two Players with 10 or More Rebounds

South Carolina Ashlyn Watkins 11/Chloe Kitts 10 vs. Maryland, 11/12/23
Opponent Jakia Brown-Turner 12/Kayla Jones 12, NC State, 12/3/20

Three or More Players with 10 or More Rebounds

South Carolina A. Boston 12/V. Saxton 12/L. Amihere 11/L. Grissett 10 vs. Charleston, 11/25/20
Opponent W. Rolle 12/J. Breland 10/L. Broomfield 10, vs. North Carolina, 12/19/10

Had 10 Assists

South Carolina 10, Destanni Henderson vs. Arkansas, 1/18/21
Opponent 12, Channise Lewis, Maryland, 11/18/18

Had Five Steals

South Carolina 6, MiLaysia Fulwiley vs. Notre Dame, 11/6/23
Opponent 5, Nina Rickards, Florida, 2/16/23

Had Five Blocked Shots

South Carolina 5, Ashlyn Watkins, vs. Maryland, 11/12/23
Opponent 5, Rita Igbokwe, vs. Ole Miss, 3/4/23

Had 20 Points and 20 Rebounds

South Carolina Aliyah Boston (28 pts/22 rebs) vs. N. Carolina, 3/25/22
Opponent Teaira McCowan (26 pts/24 rebs) at Mississippi State, 1/17/19

Had a Double-Double

South Carolina Ashlyn Watkins (13 pts, 11 rebs) / Chloe Kitts (13 pts, 10 rebs) vs. Maryland, 11/12/23
Opponent Jordan Horston (14 pts, 11 rebs), at Tennessee, 2/23/23

Two Players had a Double-Double

South Carolina Ashlyn Watkins (13 pts, 11 rebs) / Chloe Kitts (13 pts, 10 rebs) vs. Maryland, 11/12/23
Opponent Lexie Hull (18 pts/13 rebs), vs. Stanford, 4/2/21

Three or More Players had a Double-Double

South Carolina L. Amihere (11 pts/11 rebs) / A. Boston (11 pts/12 rebs) / L. Grissett (13 pts/10 rebs) / V. Saxton (19 pts/12 rebs) vs. Charleston, 11/25/20
Opponent Shakira Austin (10 pts/16 rebs) / Kaila Charles (17 pts/10 rebs) / Channise Lewis (10 pts/12 assts), Maryland, 11/18/18

Had a Triple-Double

South Carolina Aliyah Boston (16 pts/11 rebs/10 blks) vs. Georgia, 1/21/21
Opponent Never

TEAM

Scored 100 Points

South Carolina 114 vs. Maryland, 11/12/23
Opponent 103, Clemson, 11/21/03

Won by 30 or More Points

South Carolina 114-76 (38) vs. Maryland, 11/12/23
Opponent 66-34 (32), Georgia, 3/4/11

Overcame More Than 15-Point Deficit to Win

South Carolina 18 (16-34) 6:24 in 2nd qtr. vs. Stanford, 12/21/21*
Opponent 16 (21-37) 1:43 in 2nd qtr., at Tennessee, 2/18/21

Shot 65% or Better from the Field

South Carolina .667 (36-54) at Vanderbilt, 1/18/18
Opponent Never

Shot 60% or Better from the Field

South Carolina .619 (39-63) at Vanderbilt, 1/19/23
Opponent .604 (29-48), Vanderbilt, 1/18/01

Shot 50% or Better from the Field

South Carolina .518 (43-83) vs. Maryland, 11/12/23
Opponent .500 (29-58) vs. Maryland, 3/27/23

No Players in Double-Figure Points

South Carolina at Auburn, 1/19/12
Opponent Texas A&M, 12/29/22

Five Players in Double-Figure Points

South Carolina vs. Notre Dame, 11/6/23
Opponent at Alabama, 1/5/20

More Than Five Players in Double-Figure Points

South Carolina 7 vs. Maryland, 11/12/23
Opponent 6 Maryland, 11/18/18

Faced AP Top-25 Opponent

Win 114-76 vs. No. 14 Maryland, 11/12/23
Loss 67-75 at No. 21 Tennessee, 2/18/21

Faced AP Top-10 Opponent

Win 100-71 vs. No. 10 Notre Dame, 11/6/23
Loss 46-54 vs. No. 8 NC State, 12/3/20

Faced AP Top-5 Opponent

Win 88-64 vs. No. 3 LSU, 2/12/23
Loss 73-77 vs. No. 3, Iowa, 3/31/23

Faced AP No. 1 Team

Win Never
Loss 68-93 vs. Baylor, 3/30/19

Overtime Game

Win 64-57 at Ole Miss, 2/19/23
Loss 69-70 at Missouri, 12/30/21

Double-Overtime Game

Win 82-73 at Purdue, 12/16/18
Loss 92-94 at Clemson, 11/19/09

South Carolina Was Ranked (AP Poll)

No. 1 No. 1, 11/13/23
Top 5 No. 5, 3/8/21
Top 10 No. 6, 10/17/23
Top 25 No. 15, 3/19/19

* indicates program record

SOUTH CAROLINA SINGLE-QUARTER RECORDS

TEAM		Highest Percentage			FGM-A	Pct	INDIVIDUAL	
Scoring		Most					Scoring	
Most		Points					Most	
1. vs. Maryland, 11/12/23, 3rd qtr.		37					1. Kaela Davis at Auburn, 1/5/17, 1st qtr.	
vs. Saint Peter's, 11/22/16, 1st qtr.		37					2. A'ja Wilson vs. Notre Dame, 11/26/17, 4th qtr.	
3. at Kentucky, 1/12/23, 4th qtr.		36					3. Alexis Jennings at Florida, 2/17/19, 3rd qtr.	
vs. Alabama, 2/3/22, 1st qtr.		36					4. Zia Cooke at Georgia, 1/2/23, 4th qtr.	
at Vanderbilt, 1/12/20, 3rd qtr.		36					Aliyah Boston vs. Florida, 12/31/20, 2nd qtr.	
vs. Alabama State, 3rd qtr.		36					M. Herbert Harrigan vs. TX A&M, 3/1/20, 1st qtr.	
vs. Alabama State, 3rd qtr.		36					Kaela Davis vs. Quinnipiac, 3/25/17, 3rd qtr.	
vs. Alabama State, 3rd qtr.		36					Tina Roy vs. Arkansas, 1/3/16, 3rd qtr.	
Fewest		Points					Rebounding	
Most		Points					Most	
1. vs. App State, 12/5/18, 4th qtr.		5					1. Kamilla Cardoso vs. Ole Miss, 3/4/23, 2nd qtr.	
2. vs. Oregon State, 3/23/21, 4th qtr.		6					Aliyah Boston vs. N. Carolina, 3/25/22, 4th qtr.	
vs. Indiana, 11/28/19, 4th qtr.		6					LeLe Grissett at Vanderbilt, 1/14/21, 4th qtr.	
vs. St. John's, 11/25/17, 2nd qtr.		6					Aliyah Boston vs. UConn, 2/10/20, 1st qtr.	
vs. Stanford, 3/31/17, 2nd qtr.		6					Aliyah Boston vs. Arkansas, 1/9/20, 1st qtr.	
vs. UCLA, 12/18/16, 1st qtr.		6					Alaina Coates at Arkansas, 2/5/17, 1st qtr.	
vs. UCLA, 12/18/16, 1st qtr.		6					Alaina Coates at Georgia, 1/26/17, 2nd qtr.	
Fewest Allowed		Points					Total	
1. vs. Texas, 3/30/21, 4th qtr.		0					1. vs. Arkansas, 3/7/20, 4th qtr.	
at Vanderbilt, 1/14/21, 2nd qtr.		0					2. vs. Charleston, 11/25/20, 3rd qtr.	
at Ole Miss, 1/30/20, 1st qtr.		0					3. vs. Howard, 3/18/22, 1st qtr.	
4. at Cal Poly, 11/22/22, 1st qtr.		2					4. vs. Coastal Carolina, 12/21/22, 1st qtr.	
vs. Howard, 3/18/22, 2nd qtr.		2					vs. Hampton, 11/27/22, 3rd qtr.	
vs. Howard, 3/18/22, 1st qtr.		2					vs. Howard, 3/18/22, 3rd qtr.	
vs. UConn, 2/10/20, 1st qtr.		2					vs. Howard, 3/18/22, 2nd qtr.	
vs. UConn, 2/10/20, 1st qtr.		2					vs. Charleston, 11/25/20, 1st qtr.	
vs. UConn, 2/10/20, 1st qtr.		2					at Ohio State, 11/14/16, 1st qtr.	
Most Allowed		Points					Margin	
1. vs. Baylor, 12/2/18, 1st qtr.		32					1. vs. Hampton, 11/27/22, 3rd qtr.	
at Maryland, 11/13/17, 4th qtr.		32					vs. Charleston, 11/25/20, 3rd qtr.	
vs. Kentucky, 2/26/17, 4th qtr.		32					3. vs. Arkansas, 1/22/23, 2nd qtr.	
4. vs. Arkansas, 3/8/19, 3rd qtr.		30					4. vs. Arkansas, 1/22/23, 3rd qtr.	
vs. Connecticut, 3/26/18, 1st qtr.		30					vs. Howard, 3/18/22, 2nd qtr.	
vs. Syracuse, 3/25/16, 4th qtr.		30					vs. Arkansas, 3/7/20, 4th qtr.	
Margin of Difference		Score					Margin	
Lead		Margin					Rebs	
1. vs. Alabama State, 11/5/19, 3rd qtr.		36-9			+37		1. vs. Hampton, 11/27/22, 3rd qtr.	
2. vs. App State, 11/17/19, 1st qtr.		35-3			+32		vs. Charleston, 11/25/20, 3rd qtr.	
3. vs. Charleston, 11/25/20, 3rd qtr.		34-8			+26		3. vs. Arkansas, 1/22/23, 2nd qtr.	
vs. USC Upstate, 11/21/19, 3rd qtr.		33-7			+26		4. vs. Arkansas, 1/22/23, 3rd qtr.	
vs. Arkansas, 1/3/16, 2nd qtr.		35-9			+26		vs. Howard, 3/18/22, 2nd qtr.	
5. vs. Saint Peter's, 11/22/16, 1st qtr.		37-12			+25		vs. Arkansas, 3/7/20, 4th qtr.	
Deficit		Score					Margin	
1. vs. UConn, 2/1/18, 2nd qtr.		8-29			-21		1. vs. Hampton, 11/27/22, 3rd qtr.	
2. at Tennessee, 2/15/18, 3rd qtr.		9-29			-20		vs. Charleston, 11/25/20, 3rd qtr.	
3. vs. Baylor, 12/2/18, 1st qtr.		13-32			-19		3. vs. Arkansas, 1/22/23, 2nd qtr.	
at Mississippi State, 2/5/18, 4th qtr.		9-28			-19		4. vs. Arkansas, 1/22/23, 3rd qtr.	
5. vs. Indiana, 11/28/19, 4th qtr.		6-24			-18		vs. Howard, 3/18/22, 2nd qtr.	
vs. Connecticut, 3/26/18, 1st qtr.		12-30			-18		vs. Arkansas, 3/7/20, 4th qtr.	
Field Goals		Made					FGA	
Made		FGM					Attempts	
1. at Florida, 2/27/20, 1st qtr.		15					1. vs. Arkansas, 3/7/20, 4th qtr.	
vs. Saint Peter's, 11/22/16, 1st qtr.		15					2. vs. Howard, 3/18/22, 1st qtr.	
3. vs. Coastal Carolina, 12/21/22, 1st qtr.		14					vs. Arkansas, 1/9/20, 3rd qtr.	
vs. Alabama, 2/3/22, 1st qtr.		14					4. 6 times, last vs. Maryland, 11/12/23, 3rd qtr.	
vs. App State, 11/17/19, 1st qtr.		14						
vs. Notre Dame, 11/26/17, 4th qtr.		14						
vs. Arkansas, 1/3/16, 2nd qtr.		14						
Attempts		FGA						
1. vs. Arkansas, 3/7/20, 4th qtr.		28						
2. vs. Howard, 3/18/22, 1st qtr.		25						
vs. Arkansas, 1/9/20, 3rd qtr.		25						
4. 6 times, last vs. Maryland, 11/12/23, 3rd qtr.		24						



Colonial Life Arena

Great Gamecock Fans

18,000	Georgia, 2/26/23
18,000	LSU, 2/12/23
18,000	Tennessee, 2/20/22
18,000	Texas A&M, 3/1/20
18,000	UConn, 2/10/20
18,000	Mississippi State, 3/3/19
18,000	UConn, 2/1/18
18,000	Kentucky, 2/26/17
18,000	UConn, 2/8/16
17,712	Clemson, 11/22/02*
17,156	Kentucky, 1/11/15
16,815	Ohio State, 11/13/15
16,465	Auburn, 1/2/15

* Inaugural Night of Colonial Life Arena

Year-by-Year Record

Year	Record	Pct.	Att. Avg.
2002-03	14-2	.875	3,244
2003-04	5-6	.455	1,828
2004-05	8-9	.471	1,764
2005-06	12-5	.706	1,455
2006-07	15-5	.750	1,845
2007-08	12-6	.667	1,802
2008-09	6-9	.400	2,793
2009-10	7-5	.583	3,442
2010-11	14-5	.737	2,996
2011-12	12-3	.800	3,139
2012-13	12-3	.800	4,082
2013-14	16-0	1.000	6,371
2014-15	16-0	1.000	12,293
2015-16	16-1	.941	14,364
2016-17	15-1	.938	12,277
2017-18	15-2	.882	13,239
2018-19	11-4	.733	11,542
2019-20	15-0	1.000	12,185
2020-21	10-1	.909	3,500*
2021-22	16-0	1.000	12,268
2022-23	17-0	1.000	12,942
2023-24	1-0	1.000	16,007
Total	265-67	.798	6,909*
Staley Era	199-34	.856	9,137*

* 2020-21 attendance not counted in average or streaks due to COVID-19 regulation restrictions

In women's basketball, Colonial Life Arena has become one of the most feared places to play as enormous crowds fill the building with passion for the Gamecocks.

The state of South Carolina has rallied around head coach Dawn Staley's program in unprecedented numbers as the Gamecocks have led the nation in average attendance in each of the last seven seasons. The Gamecocks were one of a few programs to finish the 2019-20 season averaging over 10,000 fans and boast nine sellouts (18,000) in the last eight seasons of full capacity arenas.

Colonial Life Arena is more than just the home of South Carolina men's and women's basketball, though. It is also a thriving entertainment venue that the city of Columbia and its surrounding metropolitan area are able to enjoy throughout the year.

Colonial Life Arena is the largest arena in the state of South Carolina with 18,000 seats, and the 10th-largest on-campus basketball facility in the nation. Located on the beautiful University of South Carolina campus, this one-of-a-kind facility features 41 suites, four entertainment suites, and the Frank McGuire Club, a full-service hospitality room that has a capacity of 300. The state-of-the-art facility also features plush seating, a technologically advanced sound system and a one-of-a-kind selection of unique concession foods that will delight fans of all ages.

In Summer 2017, a 12-display center-hung video board and ribbon boards were added to the arena bowl at a cost of \$4.2 million. The center-hung board features four convex-curved main displays that measure approximately 12' x 20' and can show any combination of live video, instant replays, statistics and game information, graphics and animations, and sponsorship messages.

The Arena has hosted numerous sold out shows, including Barnum and Bailey Circus, Paul McCartney, country superstars Kenny Chesney and Taylor Swift, WWE Wrestling, Kanye West and numerous other acts.

The largest building ever constructed at the University of South Carolina at 342,000 square feet, the Arena has an intimate double-deck design that puts every seat close to the action. The cantilever of the upper deck over the lower deck extends further than any other arena of its size with great sight lines.

Two spacious locker rooms for Gamecock men's and women's basketball include team meeting rooms, recruiting rooms, coaches locker rooms and an athletic training room.

Colonial Life Arena Notables

- Nine-Time National Attendance Leader (2015-present)
- NCAA Tournament Host in 2015, 2016, 2017, 2018
- 112 consecutive regular-season games with at least 10,000 fans (Jan. 2, 2015)*
- 9 official sellouts (18,000) since 2015-16 season
- 6 undefeated seasons at home
- Longest home win streak – 45 games (2/24/13-2/4/16)

"It is a beautiful thing to see unfold because a lot of people really didn't think it could get done. I tip my hat to Gamecock Nation for making this a wonderful place and creating a home court advantage that allows us to win close basketball games."

– South Carolina Head Coach Dawn Staley



DAWN STALEY Head Coach

16th Season at South Carolina • 24th Season in Career

Catapulting South Carolina into the national spotlight when she was hired in May 2008, Dawn Staley has made the Gamecocks a mainstay in the battle for SEC and national championships. Under her leadership, the Gamecocks have reached many firsts – National Championships, NCAA Final Fours, No. 1 rankings, SEC regular-season and tournament titles, SEC Players of the Year, National Players of the Year, WNBA No. 1 Draft picks, an undefeated regular season, and No. 1 recruiting classes – to name the most notable.

In Staley's previous 15 seasons at the helm of the Gamecocks, highlights include:

- Two National Championships (2017, 2022)
- Five NCAA Final Fours in the last eight tournaments (2015, 2017, 2021, 2022, 2023)
- Ranking in the AP Top 25 every week since Dec. 10, 2012, the third-longest active streak in the nation (207)
- Six 30-win seasons, including a program-record 36 wins in 2022-23
- Seven SEC regular-season championships (2014, 2015, 2016, 2017, 2020, 2022, 2023)
- Seven SEC Tournament titles (2015, 2016, 2017, 2018, 2020, 2021, 2023)
- Three top-two recruiting classes (#1 in 2021, #1 in 2019, #2 in 2014)
- Nine NCAA Attendance titles (2015, 2016, 2017, 2018, 2019, 2020, 2021, 2022, 2023)

While her coaching career is in full bloom, Staley is still recognized for her body of work as a one of the most decorated participants in United States women's basketball history. The Naismith Memorial Basketball Hall of Fame solidified that legacy with her enshrinement as part of the Class of 2013. The Phoenix Club of Philadelphia established the Dawn Staley Award recognizing the nation's top guard in women's Division I basketball in 2013 as well. Staley was inducted into the Women's Basketball Hall of Fame as part of the Class of 2012.

In her 24th season as a head coach, Staley has led her college teams to 13 25-win seasons, a total of 19 postseason appearances (two WNIT) and 198 weeks in the Associated Press top 10, including the Gamecocks' 64 in the No. 1 spot – the fourth most times in the top spot in the history of that poll. Her .756 winning percentage (576-186) ranks ninth in the nation among active head coaches with at least 15 years of experience and 13th all-time.

Also a force in USA Basketball, Staley was named the U.S. Women's National Team head coach for 2017-21, leading the U.S. to gold in the 2018 FIBA World Cup and the 2019 and 2021 FIBA AmeriCups and stretching the U.S. Olympic gold medal streak to seven straight at the 2020 Tokyo Olympic Games. Prior to that appointment, Staley led three other U.S. teams to gold medals and served as an assistant on the Senior National Team 2006-08 and again 2014-16, during which the U.S. claimed gold in the 2014 FIBA World Championship and the 2008 and 2016 Olympics.

Now in her 16th season leading the Gamecocks, Staley has been named National Coach of the Year four times with her 2020 unanimous selection making her the first former Naismith Player of the Year to earn the Naismith Coach of the Year award. She is also a six-time SEC Coach of the Year. Staley is the only Gamecock basketball coach – men's or women's – to amass 300 victories at South Carolina and was the fastest coach to 200 wins in program history, needing just 277 games at South Carolina to reach the plateau. She is the program's all-time winningest coach (403) with a program-record 12 postseason appearances and is the only black head coach in men's or women's basketball to win multiple national championships.

In the vaunted SEC, Staley's 183 league wins are the most among active league coaches and third all-time, trailing just Andy Landers (Georgia, 273) and Pat Summitt (Tennessee, 306). Her .769 SEC winning percentage (183-55) is second only to Summitt (.874) in league history. Her Gamecocks are the only SEC program with multiple 16-0 seasons in league history, hitting that mark in 2015-16, 2019-20 and 2022-23.

In addition to coaching two National Players of the Year and a National Freshman of the Year, Staley has helped 10 Gamecocks collect 25 All-America selections, three to pick up seven SEC Player of the Year honors, three to earn SEC Defensive Player of the Year recognition a total of seven times, two to SEC 6th Player of the Year honors and six to capture SEC Freshman of the Year. She has coached 18 Gamecocks to All-SEC honors a combined 37 times, including 20 first-team selections. In the last nine years, 14 Gamecocks have been selected in the WNBA Draft, including 10 first-rounders, highlighted by two overall No. 1 picks. Three Gamecocks have been named WNBA Rookie of the Year.

STALEY YEAR-BY-YEAR AT SOUTH CAROLINA

Year	School	Record	Conf. Rec.	Conf. Finish	Postseason
2008-09	South Carolina	10-18	2-12	11th	
2009-10	South Carolina	14-15	7-9	T-7th	
2010-11	South Carolina	18-15	8-8	T-5th	WNIT 2nd Round
2011-12	South Carolina	25-10	10-6	T-4th	NCAA Sweet 16
2012-13	South Carolina	25-8	11-5	T-4th	NCAA 2nd Round
2013-14	South Carolina	29-5	14-2	1st	NCAA Sweet 16
2014-15	South Carolina	34-3	15-1	T-1st	SEC Tourn. Champ./NCAA Final Four
2015-16	South Carolina	33-2	16-0	1st	SEC Tourn. Champ./NCAA Sweet 16
2016-17	South Carolina	33-4	14-2	1st	SEC Tourn. Champ./NCAA Champ.
2017-18	South Carolina	29-7	12-4	T-2nd	SEC Tourn. Champ./NCAA Elite Eight
2018-19	South Carolina	23-10	13-3	2nd	NCAA Sweet 16
2019-20	South Carolina	32-1	16-0	1st	SEC Tourn. Champ./NCAA canceled
2020-21	South Carolina	26-5	14-2	2nd	SEC Tourn. Champ./NCAA Final Four
2021-22	South Carolina	35-2	15-1	1st	NCAA Champion
2022-23	South Carolina	36-1	16-0	1st	SEC Tourn. Champ./NCAA Final Four
2023-24	South Carolina	2-0	0-0		
At SC	16th season	404-106	183-55	7 SEC Titles	7 SEC Trn. Titles, 2 NCAA Titles, 10 Sweet 16s
At Temple	8 seasons	172-80	100-25	3 A-10 Titles	4 A-10 Tourn. Titles, 6 NCAA appearances
Career	24th season	576-186	283-80		

QUICK FACTS

Coaching Highlights

College

- 17 NCAA Tournament Appearances (11 at South Carolina)
- 2x NCAA National Champion (2017, 2022)
- 6 30-Win Seasons
- 8 Regular-Season Conference Titles (SEC 2014, 2015, 2016, 2017, 2020, 2022, 2023; A-10 2008)
- 11 Conference Tournament Titles (SEC 2015, 2016, 2017, 2018, 2020, 2021, 2023; A-10 2002, 2004, 2005, 2006)
- 4-time National Coach of the Year (2014, 2020, 2022, 2023)
- 4-time WBCA Region Coach of the Year (Region 3 2014, 2015, 2016; Region 1 2005)
- Eight-time Conference Coach of the Year (SEC 2014, 2015, 2016, 2020, 2022, 2023; A-10 2004, 2005)

USA Basketball

- Senior National Team Head Coach (2017-21) – Tokyo Olympics gold (2020); FIBA AmeriCup gold (2021); co-National Coach of the Year (2021); FIBA AmeriCup gold (2019), FIBA World Cup gold (2018), National Coach of the Year (2018)
- Senior National Team Asst. Coach (2006-08, 2014-16) – Rio Olympics gold medal (2016), FIBA World Championship gold medal (2014), Beijing Olympics gold medal (2008), FIBA Americas Championship gold medal (2007), FIBA World Championship bronze medal (2006)
- U19 National Team Head Coach – FIBA U19 World Championship gold medal (2015), co-National Coach of the Year (2015)
- U18 National Team Head Coach – FIBA U18 Americas Championship gold medal (2014)
- Pan Am Games Head Coach – Gold medal (2007)

Playing Highlights

U.S. Professional – 11 seasons

- Five-time WNBA All-Star (2001, 2002, 2003, 2005, 2006)
- Two-time ABL All-Star (1997, 1998)
- WNBA All-Decade Team

USA Basketball

- Olympic gold medalist (1996, 2000, 2004)
- Flag bearer for U.S. in Olympic Games Opening Ceremony (2004)
- Two-time USA Basketball Female Athlete of the Year (1994, 2004)

College – Virginia (1989-92)

- Kodak All-America (1990, 1991, 1992)
- Honda-Broderick Cup Award for Collegiate Female Athlete of the Year (1991)
- Two-time ACC Player of the Year (1991, 1992)
- NCAA Tournament MOP (1991)

Other Notables

- Naismith Memorial Basketball Hall of Fame, Class of 2013
- Order of the Palmetto Recipient (2013)
- Women's Basketball Hall of Fame, Class of 2012
- Two-time Wanamaker Award (1997, 2005)
- Henry P. Iba Citizenship Award (2007)

STALEY ERA SINGLE-GAME RECORDS

Scoring

Most	Points
1. vs. Charleston, 11/25/20	119
2. vs. Maryland, 11/12/23	114
3. vs. Savannah State, 12/14/14	111
4. at Vanderbilt, 1/14/21	106
5. vs. Arkansas, 1/18/21	104

Fewest	Points
1. at Stanford, 11/26/10	32*
2. vs. Georgia, 3/4/11	34
3. vs. Mississippi State, 3/5/09	39
4. at Georgia, 1/13/13	40
5. at Mississippi State, 2/26/09	41

Fewest Allowed	Points
1. vs. Howard, 3/18/22	21*
vs. South Carolina State, 12/14/11	21*
3. vs. Charleston Southern, 12/18/22	23
4. vs. Presbyterian, 11/27/11	24
5. vs. NC Central, 12/1/14	26
vs. SC State, 12/22/13	26

Most Allowed	Points
1. at Connecticut, 2/11/19	97
2. vs. Arkansas, 3/8/19	95
3. vs. Baylor, 12/2/18	94
vs. Connecticut, 3/26/18	94
at Clemson, 11/19/09	94

Margin of Outcome

Victory	Score	Margin
1. vs. Charleston, 11/25/20	119-38	+81
2. vs. East Tennessee State, 11/7/22	101-31	+70
vs. Charleston Southern, 11/8/13	99-29	+70
4. vs. Alabama State, 11/10/17	99-31	+68
5. vs. Charleston Southern, 12/18/22	87-23	+64
vs. NC Central, 12/1/14	90-26	+64

Defeat	Score	Margin
1. at Stanford, 11/26/10	32-70	-38
2. vs. Georgia, 3/4/11	34-66	-32
3. vs. Stanford, 12/19/08	47-78	-31
4. at Penn State, 11/21/10	48-78	-30
5. vs. Connecticut, 3/26/18	65-94	-29
vs. Connecticut, 12/28/08	48-77	-29

Field Goals

Made	FGM
1. vs. Maryland, 11/12/23	43
vs. Notre Dame, 11/6/23	43
vs. Coastal Carolina, 12/21/22	43
4. at Vanderbilt, 1/14/21	42
vs. Charleston, 11/25/20	42

Attempts	FGA
1. vs. Maryland, 11/12/23	83
2. vs. Arkansas, 3/7/20	82
3. at Arkansas, 2/3/19	80
4. vs. Notre Dame, 11/6/23	79
vs. Howard, 3/18/22	79
vs. Florida, 12/31/20	79

Highest Percentage (Min. 40 FGA)	FGM-A	Pct
1. at Vanderbilt, 1/18/18	36-54	.667
2. vs. Auburn, 1/5/23	36-57	.647
3. vs. Savannah State, 3/20/15	34-53	.642
4. at Alabama, 1/8/15	37-58	.638
5. vs. Kentucky, 1/12/23	35-55	.636

Lowest Percentage (Min. 40 FGA)	FGM-A	Pct
1. at Stanford, 11/26/10	12-55	.218
2. vs. Georgia, 3/4/11	12-52	.231
3. at Florida, 1/20/13	15-64	.234
4. at Kentucky, 2/5/09	13-55	.236
5. at Georgia, 1/2/11	13-54	.241

Lowest %age Allowed (Min. 40 FGA)	FGM-A	Pct
1. vs. South Carolina State, 12/14/11	6-48	.125
2. vs. Howard, 3/18/22	8-54	.148
3. vs. Charleston Southern, 12/18/22	8-50	.160
vs. NC Central, 12/2/13	8-50	.160
5. vs. East Tenn. State, 11/7/22	10-57	.175

Highest %age Allowed (Min. 40 FGA)	FGM-A	Pct
1. vs. Connecticut, 3/26/18	37-63	.587
2. vs. Connecticut, 2/11/19	37-65	.569
3. vs. Connecticut, 12/28/08	35-62	.565
vs. Florida, 1/9/11	26-46	.565
5. vs. Tennessee, 1/14/18	31-55	.564

3-Point Field Goals

Made	3FGM
1. vs. Minnesota, 12/11/16	16
2. vs. Temple, 12/21/18	15
3. vs. Appalachian State, 12/5/18	14
at Auburn, 1/5/17	14
5. at Iowa State, 12/6/20	13

Attempts	3FGA
1. vs. Howard, 3/18/22	38
2. vs. Minnesota, 12/11/16	33
3. vs. Syracuse, 3/25/16	32
4. vs. Temple, 12/21/18	31
5. vs. Drake, 11/24/18 (includes overtime)	30

Percentage (Min. 5 3FGA)	3FGM-A	Pct
1. vs. ETSU, 11/22/18	11-16	.688
2. vs. Kentucky, 2/18/18	6-9	.667
vs. Oregon State, 3/25/14	4-6	.667
vs. Ole Miss, 1/30/14	4-6	.667
vs. Savannah State, 12/28/13	4-6	.667
vs. Western Carolina, 12/29/12	6-9	.667
at Alabama, 1/10/10	8-12	.667
vs. Charlotte, 12/21/08	8-12	.667

Free Throws

Made	FTM
1. vs. Savannah State, 12/14/14	34
vs. Oregon State, 3/25/14	34
3. vs. Missouri, 1/10/16	32
vs. Ole Miss, 1/30/14	32
at Mississippi State, 1/6/12	32

Attempts	FTA
1. at Mississippi State, 1/6/13	50
2. vs. Savannah State, 12/28/13	48
3. vs. Charleston, 11/25/20	47
vs. Savannah State, 12/14/14	47
5. vs. Missouri, 2/2/14	46

Percentage (Min. 10 FTA)	FTM-A	Pct
1. vs. Alabama, 1/31/21	19-20	.950
2. vs. Quinnipiac, 3/25/17	18-19	.947
3. at Texas A&M, 2/23/17	15-16	.923
4. vs. Kentucky, 2/18/18	23-25	.920
5. vs. N.C. A&T, 11/29/21	11-12	.917
vs. Temple, 12/21/18	11-12	.917

Rebounding

Total	Rebs
1. vs. Arkansas, 1/22/23	74
2. vs. Charleston, 11/25/20	73
3. vs. Howard, 3/18/22	69
4. vs. Coastal Carolina, 12/21/22	64
5. vs. Hampton, 11/27/22	62
vs. Auburn, 2/17/22	62
vs. Arkansas, 1/25/18	62
vs. College of Charleston, 11/14/13	62

Margin	Rebs	Margin
1. vs. Arkansas, 1/22/23	74-17	+57
2. vs. Hampton, 11/27/22	62-15	+47
3. vs. Charleston, 11/25/20	73-28	+45
4. vs. Howard, 3/18/22	69-28	+41
5. vs. Coastal Carolina, 12/21/22	64-25	+39

Offensive	Off. Rebs
1. vs. Arkansas, 1/22/23	32
2. vs. Tennessee, 2/20/22	31
3. vs. Howard, 3/18/22	30
4. vs. Elon, 11/9/12	29
5. vs. Arkansas, 3/7/20	28

Turnovers

Fewest	TOs
1. at Tennessee, 2/2/12	4
2. 10 times, most recent, at Ole Miss, 1/4/18	5

Most	TOs
1. at Wake Forest, 12/3/08	32
2. at Ole Miss, 2/25/16	29
vs. Hampton, 11/22/12	29
vs. Kentucky, 1/15/12	29
5. at Kentucky, 1/13/11	28

Assists

1. vs. Maryland, 11/12/23	30
2. vs. Notre Dame, 11/6/23	29
vs. Minnesota, 12/11/16	29
4. vs. Buffalo, 11/20/21	26
vs. NC Central, 12/1/14	26

Steals

1. at Alabama State, 11/11/18	22
2. vs. Alabama State, 11/10/17	21
vs. NC Central, 12/1/14	21
vs. Furman, 12/11/11	21
5. vs. San Diego State, 11/23/14	18

Blocked Shots

1. vs. Appalachian State, 11/17/19	17*
2. vs. Coastal Carolina, 12/21/22	16
vs. Kansas State, 12/3/21	16
vs. Clemson, 11/15/18	16
vs. Winthrop, 12/13/15	16
5. vs. UCLA, 11/29/22	15
vs. Arkansas, 3/6/15	15
vs. Maryland, 12/12/21	15
vs. Alabama, 2/3/21	15

* indicates also a school record



Official Basketball Box Score - Final
Notre Dame at South Carolina
11/06/23 Hale Georges Center arena, Paris
2023-24 Women's Basketball

Game Time: 1:00 PM
Game Duration: 2:03
Attendance: 3,203

Officials: Gina Cross, Maj Forsberg, Angelica Sufren

Notre Dame - 71

Record: 0-1

Table with columns: NO. Name, Min, FG, 3P, FT, Rebounds, Fouls, TP, AS, TO, ST, Blocks, +/-

Shooting By Period table with columns: 1st, 2nd, 3rd, 4th FG%, 3PT%, FT%

Technical Fouls: NONE

Dead Ball Rebounds: 5/0

South Carolina - 100

Record: 1-0

Table with columns: NO. Name, Min, FG, 3P, FT, Rebounds, Fouls, TP, AS, TO, ST, Blocks, +/-

Shooting By Period table with columns: 1st, 2nd, 3rd, 4th FG%, 3PT%, FT%

Technical Fouls: NONE

Dead Ball Rebounds: 1/0

Summary table with columns: UND, USC, Points from, Turnovers, Paint, Second Chance, Fast Breaks, Bench



Official Basketball Box Score - Final
Maryland at South Carolina
11/12/23 Colonial Life Arena, Columbia
2023-24 Women's Basketball

Game Time: 1:00 PM
Game Duration: 1:52
Attendance: 16,007

Officials: Kevin Penthet, Brian Hall, Natasha Curry

Maryland - 76

Record: 1-1

Table with columns: NO. Name, Min, FG, 3P, FT, Rebounds, Fouls, TP, AS, TO, ST, Blocks, +/-

Shooting By Period table with columns: 1st, 2nd, 3rd, 4th FG%, 3PT%, FT%

Technical Fouls: NONE

Dead Ball Rebounds: 1/4

South Carolina - 114

Record: 2-0

Table with columns: NO. Name, Min, FG, 3P, FT, Rebounds, Fouls, TP, AS, TO, ST, Blocks, +/-

Shooting By Period table with columns: 1st, 2nd, 3rd, 4th FG%, 3PT%, FT%

Technical Fouls: NONE

Dead Ball Rebounds: 4/0

Summary table with columns: MAR, USC, Points from, Turnovers, Paint, Second Chance, Fast Breaks, Bench



2023-24 South Carolina Women's Basketball
Team Game-by-Game
All games

Page 1/1
as of Nov 12, 2023

Opponent	Date	Score		Total		3-Pointers		Free throws		Rebounds										
				FG-FGA	PCT	3FG-3FGA	PCT	FT-FTA	PCT	OFF	DEF	TOT	AVG	PF	A	TO	BLK	STL	PTS	AVG
vs Notre Dame	11/06/2023	100-71	W	43-79	.544	5-16	.313	9-13	.692	16	31	47	47.0	18	29	14	11	12	100	100.0
Maryland	11/12/2023	114-76	W	43-83	.518	12-24	.500	16-25	.640	19	34	53	50.0	20	30	10	11	9	114	107.0
Total		214		86-162	.531	17-40	.425	25-38	.658	35	65	100	50.0	38	59	24	22	21	214	107.0
Opponents		147		54-147	.367	16-42	.381	23-33	.697	32	45	77	38.5	41	27	33	5	13	147	73.5

South Carolina Averages

Games Played	Points/game	FG Pct	3FG Pct	FT Pct	Rebounds/game	Assists/game	Turnovers/game	Assist/Turnover ratio	Steals/game	Blocks/game
2	107.0	53.1	42.5	65.8	50.0	29.5	12.0	2.5	10.5	11.0



2023-24 South Carolina Women's Basketball
Opponents Game-by-Game
All games

Page 1/1
as of Nov 12, 2023

Opponent	Date	Score		Total		3-Pointers		Free throws		Rebounds										
				FG-FGA	PCT	3FG-3FGA	PCT	FT-FTA	PCT	OFF	DEF	TOT	AVG	PF	A	TO	BLK	STL	PTS	AVG
vs Notre Dame	11/06/2023	100-71	W	25-76	.329	6-20	.300	15-21	.714	21	23	44	44.0	19	12	18	4	9	71	71.0
Maryland	11/12/2023	114-76	W	29-71	.408	10-22	.455	8-12	.667	11	22	33	38.5	22	15	15	1	4	76	73.5
Total		147		54-147	.367	16-42	.381	23-33	.697	32	45	77	38.5	41	27	33	5	13	147	73.5
South Carolina		214		86-162	.531	17-40	.425	25-38	.658	35	65	100	50.0	38	59	24	22	21	214	107.0

Opponents Averages

Games Played	Points/game	FG Pct	3FG Pct	FT Pct	Rebounds/game	Assists/game	Turnovers/game	Assist/Turnover ratio	Steals/game	Blocks/game
2	73.5	36.7	38.1	69.7	38.5	13.5	16.5	0.8	6.5	2.5



2023-24 South Carolina Women's Basketball
Points-rebounds-assists
All games

Page 1/1
 as of Nov 12, 2023

Opponent	Date	Score	0	2	5	10	12	20	21	23	24	25	35
vs Notre Dame	11/06/2023	100-71	PAOPAO,TE	WATKINS,AS	JOHNSON,TE	CARDOSO,KA	FULWILEY,M	FEAGIN,SAN	KITTS,CHLO	HALL,BREE	JAH,SAHNVA	JOHNSON,RA	WALKER,SAK
Maryland	11/12/2023	114-76	14-3-6	7-5-2	1-0-2	20-15-1	17-1-6	12-4-0	7-1-2	7-3-1	4-5-2	11-2-7	0-1-0
			14-0-8	13-11-2	12-7-4	12-7-2	12-1-2	8-6-1	13-10-1	12-1-2	7-1-0	8-3-8	3-1-0



South Carolina Women's Basketball
Individual Career Summaries
All games

Page 1/6
as of Nov 12, 2023

CARDOSO, Kamilla

SEASON	TEAM	GP-GS	MIN/AVG	Field Goals		3-Point		F-Throws		Rebounds				Scoring						
				FG-FGA	FG%	3FG-3FGA	3FG%	FT-FTA	FT%	OFF	DEF	TOT	AVG	PF-FO	A	TO	BLK	STL	PTS	AVG
2020-21	SU	24-23	565/23.5	132-229	.576	0-1	.000	62-103	.602	82	111	193	8.0	65-0	16	42	65	15	326	13.6
2021-22	USC	32-0	424/13.3	68-123	.553	0-0	.000	38-53	.717	61	103	164	5.1	49-0	31	39	46	11	174	5.4
2022-23	USC	36-0	678/18.8	138-247	.559	0-0	.000	77-111	.694	134	173	307	8.5	69-1	33	39	70	14	353	9.8
2023-24	USC	2-2	49/24.6	14-21	.667	0-0	.000	4-5	.800	7	15	22	11.0	6-0	3	3	6	0	32	16.0
TOTAL FOR USC		70-2	1151/16.4	220-391	.563	0-0	.000	119-169	.704	202	291	493	7.0	124-1	67	81	122	25	559	8.0
TOTAL		94-25	1716/18.3	352-620	.568	0-1	.000	181-272	.665	284	402	686	7.3	189-1	83	123	187	40	885	9.4

Single Game Highs

Statistic	Value	
Points	25	vs Lincoln (PA) 12/02/20
Rebounds	16	vs North Carolina 01/19/21, vs Arkansas 01/22/23
Assists	6	vs Buffalo 11/20/21
Steals	2	6 times
Blocks	9	vs Notre Dame 01/31/21
FG Made	12	vs Lincoln (PA) 12/02/20
FG Attempts	15	vs Lincoln (PA) 12/02/20
3FG Attempts	1	at North Carolina 12/17/20
FT Made	8	at Pittsburgh 02/07/21
FT Attempts	11	at Pittsburgh 02/07/21

FEAGIN, Sania

SEASON	TEAM	GP-GS	MIN/AVG	Field Goals		3-Point		F-Throws		Rebounds				Scoring						
				FG-FGA	FG%	3FG-3FGA	3FG%	FT-FTA	FT%	OFF	DEF	TOT	AVG	PF-FO	A	TO	BLK	STL	PTS	AVG
2021-22	USC	31-0	132/4.3	21-34	.618	0-0	.000	16-28	.571	14	31	45	1.5	19-0	6	18	12	5	58	1.9
2022-23	USC	27-0	213/7.9	54-90	.600	1-1	1.000	22-30	.733	29	36	65	2.4	31-0	7	22	19	4	131	4.9
2023-24	USC	2-0	28/13.8	10-16	.625	0-0	.000	0-0	.000	6	4	10	5.0	5-0	1	2	0	0	20	10.0
TOTAL		60-0	372/6.2	85-140	.607	1-1	1.000	38-58	.655	49	71	120	2.0	55-0	14	42	31	9	209	3.5

Single Game Highs

Statistic	Value	
Points	15	vs ETSU 11/07/22
Rebounds	7	vs Howard 03/18/22, vs Liberty 12/11/22, vs Coastal Carolina 12/21/22
Assists	2	vs Elon 11/26/21, vs N.C. A&T 11/29/21
Steals	2	at Georgia 02/13/22
Blocks	3	vs Arkansas 03/04/22, vs Liberty 12/11/22, vs Coastal Carolina 12/21/22
FG Made	7	vs ETSU 11/07/22
FG Attempts	10	at Auburn 02/09/23
3FG Made	1	vs ETSU 11/07/22
3FG Attempts	1	vs ETSU 11/07/22
FT Made	5	vs Memphis 12/03/22
FT Attempts	6	vs Howard 03/18/22, vs Memphis 12/03/22



South Carolina Women's Basketball
Individual Career Summaries
All games

Page 2/6
as of Nov 12, 2023

FULWILEY, Milaysia

				Field Goals		3-Point		F-Throws		Rebounds				Scoring						
SEASON	TEAM	GP-GS	MIN/AVG	FG-FGA	FG%	3FG-3FGA	3FG%	FT-FTA	FT%	OFF	DEF	TOT	AVG	PF-FO	A	TO	BLK	STL	PTS	AVG
2023-24	USC	2-0	41/20.4	12-22	.545	3-8	.375	2-4	.500	0	2	2	1.0	4-0	8	2	3	8	29	14.5
TOTAL		2-0	41/20.4	12-22	.545	3-8	.375	2-4	.500	0	2	2	1.0	4-0	8	2	3	8	29	14.5

Single Game Highs

Statistic	Value	
Points	17	vs Notre Dame 11/06/23
Rebounds	1	vs Maryland 11/12/23, vs Notre Dame 11/06/23
Assists	6	vs Notre Dame 11/06/23
Steals	6	vs Notre Dame 11/06/23
Blocks	2	vs Maryland 11/12/23
FG Made	8	vs Notre Dame 11/06/23
FG Attempts	14	vs Notre Dame 11/06/23
3FG Made	2	vs Maryland 11/12/23
3FG Attempts	4	vs Maryland 11/12/23, vs Notre Dame 11/06/23
FT Made	2	vs Maryland 11/12/23
FT Attempts	2	vs Maryland 11/12/23, vs Notre Dame 11/06/23

HALL, Bree

				Field Goals		3-Point		F-Throws		Rebounds				Scoring						
SEASON	TEAM	GP-GS	MIN/AVG	FG-FGA	FG%	3FG-3FGA	3FG%	FT-FTA	FT%	OFF	DEF	TOT	AVG	PF-FO	A	TO	BLK	STL	PTS	AVG
2021-22	USC	36-0	334/9.3	32-102	.314	14-46	.304	19-30	.633	12	41	53	1.5	43-0	1	23	1	5	97	2.7
2022-23	USC	35-0	487/13.9	66-163	.405	23-64	.359	19-31	.613	23	42	65	1.9	37-0	10	16	11	11	174	5.0
2023-24	USC	2-2	50/25.2	7-17	.412	3-8	.375	2-2	1.000	2	2	4	2.0	2-0	3	2	1	0	19	9.5
TOTAL		73-2	871/11.9	105-282	.372	40-118	.339	40-63	.635	37	85	122	1.7	82-0	14	41	13	16	290	4.0

Single Game Highs

Statistic	Value	
Points	18	at Alabama 01/29/23
Rebounds	6	vs Clemson 11/17/21, vs South Fla. 03/19/23
Assists	2	vs Maryland 11/12/23
Steals	2	vs N.C. A&T 11/29/21, vs Howard 03/18/22, at Clemson 11/17/22
Blocks	2	vs Kentucky 02/02/23, vs Arkansas 03/03/23
FG Made	7	at Alabama 01/29/23
FG Attempts	13	at Alabama 01/29/23
3FG Made	4	at Alabama 01/29/23
3FG Attempts	8	at Alabama 01/29/23
FT Made	3	vs Vanderbilt 01/24/22, vs Mississippi St. 01/02/22, vs Liberty 12/11/22
FT Attempts	4	4 times



South Carolina Women's Basketball
Individual Career Summaries
All games

Page 3/6
as of Nov 12, 2023

JAH, Sahnya

				Field Goals		3-Point		F-Throws		Rebounds									Scoring	
SEASON	TEAM	GP-GS	MIN/AVG	FG-FGA	FG%	3FG-3FGA	3FG%	FT-FTA	FT%	OFF	DEF	TOT	AVG	PF-FO	A	TO	BLK	STL	PTS	AVG
2023-24	USC	2-0	12/6.1	5-8	.625	0-1	.000	1-3	.333	2	4	6	3.0	2-0	2	1	0	1	11	5.5
TOTAL		2-0	12/6.1	5-8	.625	0-1	.000	1-3	.333	2	4	6	3.0	2-0	2	1	0	1	11	5.5

Single Game Highs

Statistic	Value	
Points	7	vs Maryland 11/12/23
Rebounds	5	vs Notre Dame 11/06/23
Assists	2	vs Notre Dame 11/06/23
Steals	1	vs Notre Dame 11/06/23
FG Made	3	vs Maryland 11/12/23
FG Attempts	4	vs Maryland 11/12/23, vs Notre Dame 11/06/23
3FG Attempts	1	vs Maryland 11/12/23
FT Made	1	vs Maryland 11/12/23
FT Attempts	3	vs Maryland 11/12/23

JOHNSON, Raven

				Field Goals		3-Point		F-Throws		Rebounds									Scoring	
SEASON	TEAM	GP-GS	MIN/AVG	FG-FGA	FG%	3FG-3FGA	3FG%	FT-FTA	FT%	OFF	DEF	TOT	AVG	PF-FO	A	TO	BLK	STL	PTS	AVG
2021-22	USC	2-0	8/4.2	0-1	.000	0-0	.000	0-0	.000	0	1	1	0.5	0-0	0	1	0	0	0	0.0
2022-23	USC	36-3	674/18.7	60-163	.368	14-58	.241	17-26	.654	20	74	94	2.6	38-0	123	52	13	40	151	4.2
2023-24	USC	2-2	51/25.6	8-18	.444	3-6	.500	0-0	.000	0	5	5	2.5	4-0	15	3	0	2	19	9.5
TOTAL		40-5	734/18.3	68-182	.374	17-64	.266	17-26	.654	20	80	100	2.5	42-0	138	56	13	42	170	4.3

Single Game Highs

Statistic	Value	
Points	14	at UConn 02/05/23
Rebounds	5	6 times
Assists	8	vs Maryland 11/12/23
Steals	4	vs ETSU 11/07/22
Blocks	2	at Clemson 11/17/22
FG Made	5	vs LSU 02/12/23, vs Iowa 03/31/23, vs Notre Dame 11/06/23
FG Attempts	12	at UConn 02/05/23
3FG Made	3	vs Iowa 03/31/23
3FG Attempts	6	vs ETSU 11/07/22, vs Iowa 03/31/23
FT Made	5	at UConn 02/05/23
FT Attempts	7	at UConn 02/05/23



South Carolina Women's Basketball
Individual Career Summaries
All games

Page 4/6
as of Nov 12, 2023

JOHNSON, Tessa

				Field Goals		3-Point		F-Throws		Rebounds								Scoring		
SEASON	TEAM	GP-GS	MIN/AVG	FG-FGA	FG%	3FG-3FGA	3FG%	FT-FTA	FT%	OFF	DEF	TOT	AVG	PF-FO	A	TO	BLK	STL	PTS	AVG
2023-24	USC	2-0	31/15.5	4-9	.444	2-5	.400	3-5	.600	0	7	7	3.5	4-0	6	3	0	4	13	6.5
TOTAL		2-0	31/15.5	4-9	.444	2-5	.400	3-5	.600	0	7	7	3.5	4-0	6	3	0	4	13	6.5

Single Game Highs

Statistic	Value	
Points	12	vs Maryland 11/12/23
Rebounds	7	vs Maryland 11/12/23
Assists	4	vs Maryland 11/12/23
Steals	3	vs Maryland 11/12/23
FG Made	4	vs Maryland 11/12/23
FG Attempts	7	vs Maryland 11/12/23
3FG Made	2	vs Maryland 11/12/23
3FG Attempts	4	vs Maryland 11/12/23
FT Made	2	vs Maryland 11/12/23
FT Attempts	3	vs Maryland 11/12/23

KITTS, Chloe

				Field Goals		3-Point		F-Throws		Rebounds								Scoring		
SEASON	TEAM	GP-GS	MIN/AVG	FG-FGA	FG%	3FG-3FGA	3FG%	FT-FTA	FT%	OFF	DEF	TOT	AVG	PF-FO	A	TO	BLK	STL	PTS	AVG
2022-23	USC	18-0	124/6.9	12-32	.375	1-4	.250	4-8	.500	9	20	29	1.6	11-0	12	8	1	4	29	1.6
2023-24	USC	2-2	34/16.8	7-14	.500	0-0	.000	6-9	.667	3	8	11	5.5	1-0	3	1	3	1	20	10.0
TOTAL		20-2	158/7.9	19-46	.413	1-4	.250	10-17	.588	12	28	40	2.0	12-0	15	9	4	5	49	2.5

Single Game Highs

Statistic	Value	
Points	13	vs Maryland 11/12/23
Rebounds	10	vs Maryland 11/12/23
Assists	2	4 times
Steals	2	vs Charleston So. 12/18/22
Blocks	2	vs Notre Dame 11/06/23
FG Made	5	vs Maryland 11/12/23
FG Attempts	11	vs Maryland 11/12/23
3FG Made	1	vs Charleston So. 12/18/22
3FG Attempts	1	4 times
FT Made	3	vs Maryland 11/12/23, vs Notre Dame 11/06/23
FT Attempts	6	vs Maryland 11/12/23



South Carolina Women's Basketball
Individual Career Summaries
All games

Page 5/6
as of Nov 12, 2023

PAOPAO, Te-hina

SEASON	TEAM	GP-GS	MIN/AVG	Field Goals		3-Point		F-Throws		Rebounds				Scoring						
				FG-FGA	FG%	3FG-3FGA	3FG%	FT-FTA	FT%	OFF	DEF	TOT	AVG	PF-FO	A	TO	BLK	STL	PTS	AVG
2020-21	Oregon	19-19	540/28.4	78-180	.433	30-76	.395	8-10	.800	14	47	61	3.2	27-0	84	35	5	27	194	10.2
2021-22	Oregon	23-22	752/32.7	118-305	.387	36-120	.300	40-46	.870	21	71	92	4.0	29-0	76	46	3	25	312	13.6
2022-23	Oregon	35-35	1139/32.5	166-377	.440	81-191	.424	44-50	.880	38	110	148	4.2	36-0	117	64	11	45	457	13.1
2023-24	USC	2-2	57/28.7	11-22	.500	6-12	.500	0-0	.000	0	3	3	1.5	2-0	14	4	0	4	28	14.0
TOTAL FOR USC		2-2	57/28.7	11-22	.500	6-12	.500	0-0	.000	0	3	3	1.5	2-0	14	4	0	4	28	14.0
TOTAL		79-78	2488/31.5	373-884	.422	153-399	.383	92-106	.868	73	231	304	3.8	94-0	291	149	19	101	991	12.5

Single Game Highs

Statistic	Value	
Points	28	vs Stanford 03/02/23
Rebounds	9	vs Stanford 02/15/21
Assists	10	vs San Diego 03/23/23
Steals	4	vs Seattle U 11/28/20, vs Seattle U 11/12/22
Blocks	2	vs Washington 01/24/21, vs Arkansas 12/20/22, vs Utah 02/05/23
FG Made	9	at Oregon St. 12/13/20, vs North Dakota St. 03/17/23
FG Attempts	21	at Oregon St. 02/11/22
3FG Made	7	vs Arizona St. 02/25/23, vs Stanford 03/02/23
3FG Attempts	11	vs North Carolina 11/24/22
FT Made	6	vs Arizona 01/15/22, at Oregon St. 02/11/22
FT Attempts	6	vs Arizona 01/15/22, at Oregon St. 02/11/22

WALKER, Sakima

SEASON	TEAM	GP-GS	MIN/AVG	Field Goals		3-Point		F-Throws		Rebounds				Scoring						
				FG-FGA	FG%	3FG-3FGA	3FG%	FT-FTA	FT%	OFF	DEF	TOT	AVG	PF-FO	A	TO	BLK	STL	PTS	AVG
2020-21	RU	15-0	144/9.6	20-27	.741	0-0	.000	9-13	.692	14	17	31	2.1	16-0	4	16	5	4	49	3.3
2021-22	RU	17-2	199/11.7	35-71	.493	0-0	.000	10-21	.476	17	31	48	2.8	10-0	2	14	9	14	80	4.7
2023-24	USC	2-0	12/6.2	0-1	.000	0-0	.000	3-4	.750	1	1	2	1.0	1-0	0	2	0	0	3	1.5
TOTAL FOR USC		2-0	12/6.2	0-1	.000	0-0	.000	3-4	.750	1	1	2	1.0	1-0	0	2	0	0	3	1.5
TOTAL		34-2	356/10.5	55-99	.556	0-0	.000	22-38	.579	32	49	81	2.4	27-0	6	32	14	18	132	3.9

Single Game Highs

Statistic	Value	
Points	13	vs Wagner 12/18/21
Rebounds	8	vs Sacred Heart 12/20/20
Assists	2	vs Hampton 12/18/20
Steals	3	vs Saint Peter's 11/09/21, at Penn St. 12/09/21, vs Central Conn. St. 12/14/21
Blocks	3	vs Hampton 12/18/20
FG Made	5	4 times
FG Attempts	10	at Penn St. 12/09/21
FT Made	3	vs Wagner 12/18/21, vs Maryland 11/12/23
FT Attempts	5	vs Central Conn. St. 12/14/21



South Carolina Women's Basketball
Individual Career Summaries
All games

Page 6/6
as of Nov 12, 2023

WATKINS, Ashlyn

				Field Goals		3-Point		F-Throws		Rebounds								Scoring		
SEASON	TEAM	GP-GS	MIN/AVG	FG-FGA	FG%	3FG-3FGA	3FG%	FT-FTA	FT%	OFF	DEF	TOT	AVG	PF-FO	A	TO	BLK	STL	PTS	AVG
2022-23	USC	32-0	342/10.7	67-119	.563	1-3	.333	23-49	.469	41	58	99	3.1	31-0	14	28	25	22	158	4.9
2023-24	USC	2-0	34/17.2	8-14	.571	0-0	.000	4-6	.667	8	8	16	8.0	7-0	4	1	9	1	20	10.0
TOTAL		34-0	376/11.1	75-133	.564	1-3	.333	27-55	.491	49	66	115	3.4	38-0	18	29	34	23	178	5.2

Single Game Highs

Statistic	Value	
Points	16	vs Coastal Carolina 12/21/22
Rebounds	11	at Cal Poly 11/22/22, vs Maryland 11/12/23
Assists	3	vs Coastal Carolina 12/21/22
Steals	3	at Clemson 11/17/22
Blocks	5	vs Maryland 11/12/23
FG Made	7	vs Hampton 11/27/22, vs Coastal Carolina 12/21/22
FG Attempts	12	vs Coastal Carolina 12/21/22
3FG Made	1	at Clemson 11/17/22
3FG Attempts	1	at Clemson 11/17/22, vs Ole Miss 03/04/23, vs South Fla. 03/19/23
FT Made	5	vs Missouri 01/15/23
FT Attempts	6	vs Missouri 01/15/23, vs Florida 02/16/23



**2023-24 South Carolina Women's Basketball
Combined Team Statistics
All games**

Page 1/1
as of Nov 12, 2023

Game Records

Record	Overall	Home	Away	Neutral
ALL GAMES	2-0	1-0	0-0	1-0
CONFERENCE	0-0	0-0	0-0	0-0
NON-CONFERENCE	2-0	1-0	0-0	1-0

Score by Periods

Team	1st	2nd	3rd	4th	OT	TOT
South Carolina	40	56	55	63	0	214
Opponents	41	28	39	39	0	147

Team Box Score

No.	Player				Total		3-Point		F-Throw		Rebounds								PTS	AVG		
		GP-GS	MIN	AVG	FG-FGA	FG%	3FG-3FGA	3FG%	FT-FTA	FT%	OFF	DEF	TOT	AVG	PF	DQ	A	TO			BLK	STL
10	CARDOSO, Kamilla	2-2	49:14	24.6	14-21	.667	0-0	.000	4-5	.800	7	15	22	11.0	6	0	3	3	6	0	32	16.0
12	FULWILEY, MiLaysia	2-0	40:44	20.4	12-22	.545	3-8	.375	2-4	.500	0	2	2	1.0	4	0	8	2	3	8	29	14.5
0	PAOPAO, Te-Hina	2-2	57:23	28.7	11-22	.500	6-12	.500	0-0	.000	0	3	3	1.5	2	0	14	4	0	4	28	14.0
21	KITTS, Chloe	2-2	33:33	16.8	7-14	.500	0-0	.000	6-9	.667	3	8	11	5.5	1	0	3	1	3	1	20	10.0
2	WATKINS, Ashlyn	2-0	34:28	17.2	8-14	.571	0-0	.000	4-6	.667	8	8	16	8.0	7	0	4	1	9	1	20	10.0
20	FEAGIN, Sania	2-0	27:32	13.8	10-16	.625	0-0	.000	0-0	.000	6	4	10	5.0	5	0	1	2	0	0	20	10.0
23	HALL, Bree	2-2	50:18	25.2	7-17	.412	3-8	.375	2-2	1.000	2	2	4	2.0	2	0	3	2	1	0	19	9.5
25	JOHNSON, Raven	2-2	51:10	25.6	8-18	.444	3-6	.500	0-0	.000	0	5	5	2.5	4	0	15	3	0	2	19	9.5
5	JOHNSON, Tessa	2-0	31:00	15.5	4-9	.444	2-5	.400	3-5	.600	0	7	7	3.5	4	0	6	3	0	4	13	6.5
24	JAH, Sahnya	2-0	12:18	6.1	5-8	.625	0-1	.000	1-3	.333	2	4	6	3.0	2	0	2	1	0	1	11	5.5
35	WALKER, Sakima	2-0	12:21	6.2	0-1	.000	0-0	.000	3-4	.750	1	1	2	1.0	1	0	0	2	0	0	3	1.5
Team											6	6	12									
Total		2	400		86-162	.531	17-40	.425	25-38	.658	35	65	100	50.0	38	0	59	24	22	21	214	107.0
Opponents		2	400		54-147	.367	16-42	.381	23-33	.697	32	45	77	38.5	41	0	27	33	5	13	147	73.5

Team Statistics

	USC	OPP
Scoring	214	147
Points per game	107.0	73.5
Scoring margin	+33.5	-
Field goals-att	86-162	54-147
Field goal pct	.531	.367
3 point fg-att	17-40	16-42
3-point FG pct	.425	.381
3-pt FG made per game	8.5	8.0
Free throws-att	25-38	23-33
Free throw pct	.658	.697
F-Throws made per game	12.5	11.5
Rebounds	100	77
Rebounds per game	50.0	38.5
Rebounding margin	+11.5	-
Assists	59	27
Assists per game	29.5	13.5
Turnovers	24	33
Turnovers per game	12.0	16.5
Turnover margin	+4.5	-
Assist/turnover ratio	2.5	0.8
Steals	21	13
Steals per game	10.5	6.5
Blocks	22	5
Blocks per game	11.0	2.5
Winning streak	2	-
Home win streak	1	-
Attendance	16007	0
Home games-Avg/Game	1-16007	0-0
Neutral site-Avg/Game	-	1-3203

Team Results

Date	Opponent		Score	Att.
11/06/2023	vs Notre Dame	W	100-71	3203
11/12/2023	Maryland	W	114-76	16007