



# SOUTH CAROLINA WOMEN'S BASKETBALL

Dir. Communications/PR: Diana Koval | Office: 803.777.7977 | Cell: 314.369.6050 | Email: dkoval@mailbox.sc.edu  
 Web: www.GamecocksOnline.com | Twitter: @GamecockWBB | Instagram: @GamecockWBB | TikTok: @GamecockWBB | Facebook: @GamecockWBB

## #1/1 SOUTH CAROLINA (4-0) vs. MISSISSIPPI VALLEY ST. (1-4) NOVEMBER 24, 2023 – 1 P.M. – COLUMBIA, S.C. – COLONIAL LIFE ARENA

### HOW TO FOLLOW

TV: SEC Network+ (Dave Weinstein, Brett Ball)  
 Radio: 1320 AM WISW (Brad Muller)  
 Live Stats: Gamecocks.StatBroadcast.com

### THE MATCHUP

#### GAMECOCKS

4-0, 0-0 SEC

Ranking: 1/1 (AP/Coaches)  
 Head Coach: Dawn Staley  
 Record at SC: 406-106 (16th)  
 Career Record: 578-186 (24th)  
 Top Scorer: Kamilla Cardoso (17.5)  
 Top Rebounder: Kamilla Cardoso (11.3)



#### DEVILETTES

1-4, 0-0 SWAC

Ranking: -/- (AP/Coaches)  
 Head Coach: Kimberly Anderson  
 Record at MVSU: 3-31 (2nd)  
 Career Record: 64-136 (8th)  
 Top Scorer: ShDiamond McKnight (14.4)  
 Top Rebounder: Amberly Brown/Syann Holms (3.8)



#### THE SERIES

South Carolina Record: 0-0  
 H: 0-0 A: 0-0 N: 2-0  
 Current Streak: —  
 Last Meeting: —  
 First Meeting: —

### GAMECOCK NOTABLES

- A win today would be the Gamecocks' 45th straight at home, matching the program record for consecutive home victories (2/24/13-2/4/16).
- South Carolina is among the nation's top five in blocked shots (1st, 11.8 bpg), assist-to-turnover ratio (2nd, 2.4), rebounding (2nd, 53.3 rpg), scoring (3rd, 100.3 ppg), scoring margin (3rd, +44.0), assists (3rd, 26.3) and offensive rebounding (5th, 20.2 rpg).
- The Gamecocks continue to build their success inside, averaging 60.5 points in the paint per game on 61.4 percent accuracy in that space. They own the space defensively as well, allowing just 25.0 points in the paint per game on 35.5 percent shooting.
- The nation's top shot blocking team, South Carolina blocks 11.8 shots per game and 23.7 percent of its opponents 2-point field goal attempts.
- A pair of Gamecocks are atop the national block rankings with sophomore Ashlyn Watkins pacing the country with 4.0 blocks per game and senior Kamilla Cardoso's 3.5 per game just behind in second place.
- National Player of the Year candidate Kamilla Cardoso shapes the game on both ends of the court. In addition to her blocking stats, she averages a double-double with 17.5 points per game (8th in SEC) and 11.2 rebounds per game (3rd in SEC). Her three double-doubles on the season are seventh-best in the country and her .667 field goal percentage is 22nd.
- Sophomore Raven Johnson turned in a milestone week to grab SEC co-Player of the Week honors on Tuesday. Her 17 assists against Clemson (Nov. 16) were the most in the NCAA this season and the most in the SEC since 2005, and she poured in a career-best 18 points against South Dakota State (Nov. 20).
- Despite a shorter bench, South Carolina is sixth in the country with an SEC-best 41.5 bench points per game. Fulwiley leads the group at 14.5 ppg.

### SCHEDULE/RESULTS












<b>Oct. 22</b>	<b>Rutgers (Exhibition)</b>	<b>W, 100-55</b>
<i>Aflac Oui-Play (Paris, France)</i>		
Nov. 6	vs. #10/10 Notre Dame (ESPN)	W, 100-71
<b>Nov. 12</b>	<b>#14/11 Maryland (ABC)</b>	<b>W, 114-76</b>
<b>Nov. 16</b>	<b>Clemson (SECN)</b>	<b>W, 109-40</b>
<b>Nov. 20</b>	<b>South Dakota State (SECN+)</b>	<b>W, 78-38</b>
<b>Nov. 24</b>	<b>Mississippi Valley State (SECN+)</b>	<b>1 p.m.</b>
<i>ACC/SEC Challenge</i>		
Nov. 30	at North Carolina (ESPN)	7 p.m.
<i>Jimmy V Classic</i>		
Dec. 3	at Duke (ABC)	1 p.m.
<b>Dec. 6</b>	<b>Morgan State (SECN+)</b>	<b>7 p.m.</b>
Dec. 10	vs. Utah (ESPN) (Uncasville, CT)	2:30 p.m.
<b>Dec. 16</b>	<b>Presbyterian (SECN+)</b>	<b>1 p.m.</b>
Dec. 19	at Bowling Green	7 p.m.
Dec. 30	at East Carolina (ESPN2)	Noon
Jan. 4	at Florida* (SECN)	7 p.m.
<b>Jan. 7</b>	<b>Mississippi State* (ESPN)</b>	<b>1 p.m.</b>
Jan. 11	at Missouri* (SECN+)	8 p.m.
<b>Jan. 15</b>	<b>Kentucky* (SECN)</b>	<b>7 p.m.</b>
Jan. 21	at Texas A&M* (SECN)	5 p.m.
Jan. 25	at LSU* (ESPN)	8 p.m.
<b>Jan. 28</b>	<b>Vanderbilt* (SECN) We Back Pat</b>	<b>3 p.m.</b>
Feb. 1	at Auburn* (SECN+)	8 p.m.
<b>Feb. 4</b>	<b>Ole Miss* (ESPN2) Play 4 Kay</b>	<b>2 p.m.</b>
<b>Feb. 8</b>	<b>Missouri* (SECN)</b>	<b>7 p.m.</b>
<b>Feb. 11</b>	<b>Connecticut (ESPN)</b>	<b>2 p.m.</b>
Feb. 15	at Tennessee* (ESPN)	7 p.m.
<b>Feb. 18</b>	<b>Georgia* (ESPN2/SECN)</b>	<b>2 p.m.</b>
<b>Feb. 22</b>	<b>Alabama* (SECN)</b>	<b>7 p.m.</b>
Feb. 25	at Kentucky* (SECN)	3 p.m.
Feb. 29	at Arkansas* (SECN)	9 p.m.
<b>Mar. 3</b>	<b>Tennessee* (ESPN)</b>	<b>Noon</b>
Mar. 6-8	SEC Tournament (Greenville, SC)	

\* indicates SEC game  
 All Times Listed as Eastern and are subject to change  
 Television outlet listed in parentheses

<b>2</b>	<b>5</b>	<b>9</b>
Mississippi Valley State if the first of two HBCUs on the Gamecocks' schedule this season.	South Carolina has five players averaging double-figure points, including two off the bench.	Nine Gamecocks are playing at least 15 minutes per game with only four averaging more than 20 minutes.

### TALE OF THE TAPE

SOUTH CAROLINA	100.3	.506	.346	6.8	.605	11.5	56.3	+44.0	.310	.625	+20.5	26.3	+6.5	11.8	11.8
	Points	FG%	3FG%	3FGM per Game	FT%	FTM per Game	Scoring Def.	Scoring Margin	FG% Def.	3FG% Def.	Reb. Margin	Assist Avg.	TO Margin	Blocks Avg.	Steals Avg.
MVSU	60.0	.372	.305	5.0	.614	10.2	87.0	-27.0	.466	.355	-11.6	11.8	-4.4	2.4	8.4

0		<p><b>Te-Hina Paopao</b> <i>tuh-HEE-nuh POW-pow</i></p> <p>5-0 • Sr. • Guard Oceanside, Calif.</p>	<p><b>Season</b> PPG 14.0 APG 5.0 FG% .533 3FG% .588 FT% —</p>	<p><b>Career*</b> 12.6 3.7 .424 .389 .868</p>	<p><b>LAST GM:</b> 14 pts, 1 asst, 4 3s vs. Clemson <b>NOTABLE:</b> Good court vision and outside shooter ... 25th in NCAA in 3FG%, 25th in 3s/gm (3.3) ... Nancy Lieberman Award, Wooden Award Preseason Watch List ... Preseason All-SEC 2nd Team.</p>	<p><b>Career Highs</b> <b>Pts:</b> 28 vs. Stanford, 3/2/23* <b>Reb:</b> 9 vs. Stanford, 2/15/21* <b>Asst:</b> 10 vs. USD, 3/23/23* <b>Stl:</b> 4, 2x, vs. Seatt., 11/12/22* <b>3FG:</b> 7, 2x, vs. Stan., 3/23/23*</p>
2		<p><b>Ashlyn Watkins</b> <i>ASH-lynn</i></p> <p>6-3 • So. • Forward Columbia, S.C.</p>	<p><b>Season</b> PPG 10.0 RPG 7.8 BPG 4.0 FG% .545 FT% .500</p>	<p><b>Career</b> 5.4 3.6 1.1 .566 .491</p>	<p><b>LAST GM:</b> 8 pts, 5 rebs, 3 blks vs. SDSU <b>NOTABLE:</b> Strong, effortlessly athletic ... 1st in NCAA in blks/gm ... 2nd on team in rebounding ... 2 double-doubles ... first dunk in program history at Clemson (11/17/22).</p>	<p><b>Career Highs</b> <b>Pts:</b> 16 vs. Cstl. Car., 12/21/22 <b>Reb:</b> 11, 2x, vs. MD, 11/12/23 <b>Blk:</b> 5 vs. Maryland, 11/12/23 <b>Asst:</b> 3, 2x, vs. SDSU, 11/20/23 <b>Stl:</b> 4 vs. S. Dakota St., 11/20/23</p>
5		<p><b>Tessa Johnson</b></p> <p>6-0 • Fr. • Guard Albertville, Minn.</p>	<p><b>Season</b> PPG 6.5 RPG 3.5 APG 3.0 FG% .444 3FG% .400</p>	<p><b>Career</b> 6.5 3.5 3.0 .444 .400</p>	<p><b>LAST GM:</b> 12 pts, 7 rebs, 4 assts vs. MD <b>NOTABLE:</b> Outside scoring threat ... No. 25 overall in Class of 2023 ... McDonald's All-American (won 3-pt contest), Minn. Gatorade POY, MGBCA Miss Basketball ... two-time MGBCA All-State.</p>	<p><b>Career Highs</b> <b>Pts:</b> 12 vs. Maryland, 11/12/23 <b>Reb:</b> 7 vs. Maryland, 11/12/23 <b>Asst:</b> 4 vs. Maryland, 11/12/23 <b>Stl:</b> 3 vs. Maryland, 11/12/23 <b>3FG:</b> 2 vs. Maryland, 11/12/23</p>
10		<p><b>Kamilla Cardoso</b> <i>kuh-MILL-uh car-DOE-zo</i></p> <p>6-7 • Sr. • Center Montes Claros, Brazil</p>	<p><b>Season</b> PPG 17.5 RPG 11.3 BPG 3.8 FG% .667 FT% .700</p>	<p><b>Career*</b> 9.5 7.4 2.0 .569 .659</p>	<p><b>LAST GM:</b> 23 pts, 10 rebs, 6 blks vs. SDSU <b>NOTABLE:</b> Dominant on both ends ... 8th in SEC in ppg, 3rd in rpg; 2nd in NCAA in bpg, 7th w/ 3 dbl-dbls ... All 3 NPOY &amp; Lisa Leslie watch lists ... 2023 FIBA AmeriCup MVP ... 2023 SEC 6th Woman of the Year.</p>	<p><b>Career Highs</b> <b>Pts:</b> 25 vs. Lincoln, 12/2/20* <b>Reb:</b> 16, 2x, vs. Ark, 1/22/23* <b>Assts:</b> 6 vs. Buffalo, 11/20/21* <b>Blk:</b> 9 vs. Notre Dame, 1/31/21* <b>Stl:</b> 2, 6x, at Miss St., 1/8/23*</p>
12		<p><b>MiLaysia Fulwiley</b> <i>my-LAY-zhuh full-WHY-lee</i></p> <p>5-10 • Fr. • Guard Columbia, S.C.</p>	<p><b>Season</b> PPG 14.5 APG 3.5 FG% .471 3FG% .368 FT% .600</p>	<p><b>Career</b> 14.5 3.5 .471 .368 .600</p>	<p><b>LAST GM:</b> 11 pts, 3 assts, 2 blks vs. SDSU <b>NOTABLE:</b> Called a "generational player" by Staley ... gifted athlete who soaks up coaching ... 2nd on team in ppg ... No. 13 overall in Class of 2023 ... unanimous HS All-American ... 4x SCBCA Plyr of the Yr.</p>	<p><b>Career Highs</b> <b>Pts:</b> 18 vs. Clemson, 11/16/23 <b>Reb:</b> 9 vs. Clemson, 11/16/23 <b>Asst:</b> 6 vs. Notre Dame, 11/6/23 <b>Stl:</b> 6 vs. Notre Dame, 11/6/23 <b>3FG:</b> 4 vs. Clemson, 11/16/23</p>
20		<p><b>Sania Feagin</b> <i>suh-NYE-uh FAY-ghin</i></p> <p>6-3 • Fr. • Forward Ellenwood, Ga.</p>	<p><b>Season</b> PPG 8.0 RPG 5.5 BPG 0.3 FG% .500 FT% .500</p>	<p><b>Career</b> 3.5 2.1 0.5 .596 .645</p>	<p><b>LAST GM:</b> 6 pts, 6 rebs, 1 blk vs. SDSU <b>NOTABLE:</b> Can be physical inside, also worked on perimeter in offseason ... 3rd on team in rpg ... opened season with 12 pts vs. Notre Dame ... Katrina McClain Award Watch List.</p>	<p><b>Career Highs</b> <b>Pts:</b> 15 vs. ETSU, 11/7/22 <b>Reb:</b> 7, 3x, vs. CCU, 12/21/22 <b>Asst:</b> 2, 2x, vs. NCAT, 11/29/21 <b>Blk:</b> 3, 3x, vs. CCU, 12/21/22 <b>Stl:</b> 2 at Georgia, 2/13/22</p>
21		<p><b>Chloe Kitts</b></p> <p>6-2 • So. • Forward Ovideo, Fla.</p>	<p><b>Season</b> PPG 9.3 RPG 5.5 BPG 1.0 FG% .519 FT% .563</p>	<p><b>Career</b> 2.9 2.0 0.2 .462 .600</p>	<p><b>LAST GM:</b> 5 pts, 9 rebs, 1 blk vs. SDSU <b>NOTABLE:</b> Tenacious, hard worker, physical ... 3rd on team in rpg ... helped U.S. to gold in 2023 FIBA U19 World Cup ... early enrollee (Dec. 2022) after being ranked No. 17 overall in 2023 Class.</p>	<p><b>Career Highs</b> <b>Pts:</b> 13 vs. Maryland, 11/12/23 <b>Reb:</b> 10 vs. Maryland, 11/12/23 <b>Asst:</b> 2, 4x, vs. ND, 11/6/23 <b>Blk:</b> 2 vs. Notre Dame, 11/6/23 <b>Stl:</b> 2 vs. Ch. Sthrn., 12/18/22</p>
23		<p><b>Bree Hall</b></p> <p>6-0 • Jr. • Guard Dayton, Ohio</p>	<p><b>Season</b> PPG 8.0 APG 1.5 FG% .333 3FG% .250 FT% .667</p>	<p><b>Career</b> 4.0 0.2 .370 .333 .631</p>	<p><b>LAST GM:</b> 5 pts, 7 rebs vs. SDSU <b>NOTABLE:</b> Tough defender with explosive offensive ability driving to the rim and hitting from outside ... CSC Acad. All-District (2023) ... co-chair of SEC Basketball Leadership Council.</p>	<p><b>Career Highs</b> <b>Pts:</b> 18 at Alabama, 1/29/23 <b>Reb:</b> 6, 2x, vs. USF, 3/19/23 <b>Asst:</b> 2 vs. Maryland, 11/12/23 <b>Stl:</b> 2, 3x, at Clem., 11/17/22 <b>3FG:</b> 4 at Alabama, 1/29/23</p>
24		<p><b>Sahnja Jah</b> <i>suh-NYE-uh JAW</i></p> <p>6-0 • Fr. • Forward Alexandria, Va.</p>	<p><b>Season</b> PPG 5.3 RPG 2.8 BPG 0.3 FG% .409 FT% .400</p>	<p><b>Career</b> 5.3 2.8 0.3 .409 .400</p>	<p><b>LAST GM:</b> 2 pts, 1 reb, 2 stls vs. SDSU <b>NOTABLE:</b> Incredibly athletic, fearless, competitive on both sides of the ball ... No. 40 overall in Class of 2023 ... WBCA Hon. Men. All-Amer. ... led Montverde to 2023 GEICO HS National Championship.</p>	<p><b>Career Highs</b> <b>Pts:</b> 8 vs. Clemson, 11/16/23 <b>Reb:</b> 5 vs. Notre Dame, 11/6/23 <b>Asst:</b> 2 vs. Notre Dame, 11/6/23 <b>Blk:</b> 1 vs. S. Dakota St., 11/20/23 <b>Stl:</b> 2 vs. S. Dakota St., 11/20/23</p>
25		<p><b>Raven Johnson</b></p> <p>5-9 • So. • Guard Atlanta, Ga.</p>	<p><b>Season</b> PPG 10.8 APG 9.5 FG% .513 3FG% .273 FT% .000</p>	<p><b>Career</b> 4.3 3.8 .374 .254 .654</p>	<p><b>LAST GM:</b> 18 pts, 6 assts, 5 stls vs. SDSU <b>NOTABLE:</b> Great instincts ... quick with ball and decision maker ... best career FG%ages ... 3rd in NCAA in apg, 8th in A:TO (6.33) ... 2023 SEC All-Freshman Team ... 2023 FIBA AmeriCup silver medal.</p>	<p><b>Career Highs</b> <b>Pts:</b> 18 vs. S. Dak. St., 11/20/23 <b>Reb:</b> 8 vs. Clemson, 11/16/23 <b>Asst:</b> 17 vs. Clemson, 11/16/23 <b>Stl:</b> 5, 2x, vs. SDSU, 11/20/23 <b>3FG:</b> 3 vs. Iowa, 3/31/23</p>
35		<p><b>Sakima Walker</b> <i>suh-KEY-muh</i></p> <p>6-5 • Sr. • Center Columbus, Ohio</p>	<p><b>Season</b> PPG 3.3 RPG 2.3 BPG 0.5 FG% .800 FT% .833</p>	<p><b>Career*</b> 4.1 2.5 0.4 .573 .600</p>	<p><b>LAST GM:</b> 1 reb, 1 blk, 8 mins vs. SDSU <b>NOTABLE:</b> Scorer, rebounder, rim defender ... NJCAA D1 Player of the Year and Tournament MVP, led NW Florida to 2023 national title ... 13 double-doubles in 32 games last season.</p>	<p><b>Career Highs</b> <b>Pts:</b> 13 vs. Wagner, 12/18/21* <b>Reb:</b> 8 vs. Sac. Heart, 12/20/20* <b>Asst:</b> 2 vs. Hamp., 12/18/20* <b>Blk:</b> 3 vs. Hamp., 12/18/20* <b>Stl:</b> 3, 3x, C Conn St., 12/14/21*</p>

\* indicates includes games at previous NCAA Div. I institution

## QUICK FACTS

### The University

**Location:** Columbia, S.C.

**Founded:** 1801

**Enrollment:** 36,200

**Colors:** Garnet (PMS 202C) and Black

**Nickname:** Gamecocks

**Conference:** Southeastern

**University President:** Michael Amiridis

**Athletics Director:** Ray Tanner

**Facility:** Colonial Life Arena (18,000)

### Coaching Staff

**Head Coach:** Dawn Staley

**Alma Mater:** Virginia, 1992

**Overall Record:** 578-186 (24th season)

**School Record:** 406-106 (16th season)

**Assoc. Head Coach, Alma Mater:**

Lisa Boyer, Ithaca, 1979 (15th season)

**Assistant Coaches, Alma Mater:**

Jollette Law, Iowa, 1990 (6th season)

Winston Gandy, Maryland, 2003 (1st season)

Mary Wooley, USC Aiken, 2002 (1st season)

Khadijah Sessions, South Carolina, 2016 (1st season)

### Team Information

**2022-23 Record:** 36-1

Home: 17-0 Away: 13-0 Neutral: 6-1

**SEC Record (Finish):** 16-0 (1st)

Home: 8-0 Away: 8-0

**Letterwinners Returning/Lost:** 6/8

**Starters Returning/Lost:** 5/0

### Program History

**First Year of Women's Basketball:** 1974-75

**All-Time Record:** 986-535 (50th season)

**All-Time SEC Record:** 247-232 (33rd season)

**NCAA Appearances (Last):** 19 (2023)

**NCAA Tournament Record:** 44-17

**2023 NCAA Result:** Final Four

**WNIT Appearances (Last):** 4 (2011)

**WNIT Record:** 3-4

### Media Relations

**Women's Basketball Contact:** Diana Koval

**Office:** 803.777.7977

**Cell:** 314.369.6050

**Email:** dkoval@mailbox.sc.edu

**Women's Basketball on Social Media:**

**Twitter:** @GamecockWBB

**Instagram:** @GamecockWBB

**Facebook:** @GamecockWBB

**TikTok:** @GamecockWBB

**Head Coach on Social Media**

**Twitter:** @DawnStaley

**Instagram:** @Staley05

**Athletics Department on the Web**

**Website:** GamecocksOnline.com

**Twitter:** @GamecocksOnline

**Instagram:** @GamecocksOnline

**Facebook:** Facebook.com/GamecocksOnline

**YouTube:** YouTube.com/GamecocksOnline

## CURRENT STREAKS

	Total	Home	Road	Neut.
Overall	W4	W44	W20	W1
SEC	W31	W32	W15	—
Non-Conference	W4	W21	W7	W1
Ranked Teams	W2	W11	W7	W1

## A Perennial Power

South Carolina women's basketball is in the midst of its most successful era, claiming at least 20 wins for the last 12 seasons, including six 30-win seasons in the last nine campaigns. The Gamecocks have played in the NCAA Final Four five times in the last eight NCAA Tournaments, including winning the 2017 and 2022 National Championships. They have been ranked in every AP Poll since Dec. 10, 2012, including a top-10 spot every week since the start of the 2019-20 season. The Gamecocks have amassed 65 AP No. 1 rankings all-time, the fourth-most by a program in the history of that poll.

Under head coach Dawn Staley's leadership, nine Gamecocks have earned All-America status, three have earned SEC Player of the Year honors and 19 have picked up All-SEC recognition at least once. In the last nine seasons, 14 Gamecocks have been selected in the WNBA Draft, including 10 first-round picks, highlighted by two No. 1 overall picks in the last six years. Three Gamecocks have been named WNBA Rookie of the Year and one is a two-time WNBA MVP and two-time WNBA Defensive Player of the Year.

## The Mississippi Valley State Series

Today is the first meeting between the Gamecocks and Devilettes. South Carolina has played four other SWAC teams with a 7-0 record all-time against the league – Alabama A&M (2-0), Alabama State (3-0), Alcorn State (1-0), Jackson State (1-0).

## HBCU History

Since 1974-75, the first official season of women's basketball as part of the Athletics Department, South Carolina has played 16 different HBCUs with a 73-12 record. The bulk of those games coming against South Carolina State (25-9).

Dawn Staley has scheduled at least one regular-season game against an HBCU every season since 2010-11 except for the COVID-shortened 2020-21 campaign. Staley's record against eight different HBCUs is 26-0, including three road games and three NCAA Tournament outings.

This season, the Gamecocks will play two HBCUs – Mississippi Valley State and Morgan State.

## TEAM THEME: LOVE

As with most seasons, the LOVE theme has many meanings, all of which are rooted in loving the game of women's basketball. Staley often notes that "if you love the game, it will love you back" – and her career as a player and now a coach is evidence of that.

For her team, loving basketball is more than loving the wins and the trophies and the cheers from fans. That's just one side of the relationship. The pursuit of those means also loving the commitment and the sacrifice and the discipline required to get better every day, and it even means loving the doubt and criticism of others.

For the FAMS – the program's loyal fanbase – loving basketball means investing their time and money, it means saving their vacation days to come to games, and it means pouring their energy into the program's success. In return, Gamecock FAMS are part of a community that puts aside all other differences to share their love of the game and of being such an integral part of Staley's program.

## Home Sweet Home

The Gamecocks are 516-165 (.758) in home games (some records prior to 1976-77 did not include location of games). Current head coach Dawn Staley is 204-34 at home with that .857 winning percentage is the best in program history.

Playing in its 20th season at Colonial Life Arena, South Carolina boasts a 267-67 (.799) record in the building, including four undefeated seasons since 2013-14. Staley's share of that record is 201-34 (.855).

## Ranking Review

South Carolina sits atop both national polls. It marks the 65th time the Gamecocks have been No. 1 in the AP Poll – the fourth-most of any program in that poll's history.

The Gamecocks have been in the AP Top 10 every week since the 2019-20 preseason poll. (78) and their 209 straight appearances in the AP Poll, dating back to Dec. 10, 2012, marks the third-longest active streak in

## GAMECOCKS IN THE RANKINGS (thru games of 11/21)

Team	SEC	NCAA	Actual	Kamilla Cardoso	SEC	NCAA	Actual
Scoring Offense	1	3	100.3	Points Per Game	8	96	17.5
Scoring Defense	5	76	56.3	Rebounds Per Game	3	16	11.2
Scoring Margin	1	3	+44.0	Field Goal Percentage	2	22	.667
Field Goal Percentage	3	15	.506	Blocks Per Game	2	2	3.75
Field Goal %age Def.	2	15	.310	Double-Doubles	1	7	3
3-Point FG %age	3	83	.346	<b>Raven Johnson</b>	<b>SEC</b>	<b>NCAA</b>	<b>Actual</b>
3-Point FG %age Def.	3	79	.253	Assists Per Game	1	3	9.5
3-Point FG Made/Gm.	5	122	6.8	A:TO Ratio	1	8	6.33
Free Throw Percentage	14	313	.606	Steals Per Game	5	41	3.0
Rebounding Offense	1	2	53.3	<b>Te-Hina Paopao</b>	<b>SEC</b>	<b>NCAA</b>	<b>Actual</b>
Rebounding Margin	3	9	+20.5	Assists Per Game	4	65	5.0
Offensive Rebound Avg.	1	5	20.2	A:TO Ratio	5	77	2.50
Assists Per Game	1	3	26.3	3-Point FG Percentage	1	15	.588
Steals Per Game	3	38	11.8	3FGs Made Per Game	1	25	3.3
Turnover Margin	4	39	+6.5	<b>Ashlyn Watkins</b>	<b>SEC</b>	<b>NCAA</b>	<b>Actual</b>
Turnovers Per Game	1	11	11.0	Blocks Per Game	1	1	4.0
Assist-to-Turnover Ratio	1	2	2.4				
Blocked Shots Per Game	1	1	11.8				
Bench Points Per Game	1	6	41.5				
Home Attendance Avg.	1	1	15,875				



the nation and the 12th longest all-time (trailing just Long Beach State 209 and La. Tech 214 to make it into the top 10).

In the USA Today/WBCA Coaches' Poll, South Carolina has been in the top 10 since claiming the No. 10 spot in the 2019-20 preseason poll.

**Ranked Readings**

Against ranked teams, South Carolina is 108-67 (.617) in the Dawn Staley era (beginning 2008-09), and even that mark is skewed by the early seasons of her tenure. Since the start of the 2014-15 campaign, the Gamecocks are 93-28 (.769) against ranked teams.

This season, South Carolina is 2-0 against ranked teams.

**The Staley File**

In her 24th season as a head coach, Dawn Staley has a .757 (578-186) winning percentage, which ranks ninth in the nation among active head coaches with at least 15 seasons of experience and seventh among those with at least 20 years in the position. The unanimous 2020 National Coach of the Year, she became the first person to win both a Naismith Player of the Year and a Naismith Coach of the Year and the first Black head coach to win multiple national championships in men's or women's basketball. She has been named national coach of the year by at least one organization four times, including three times in the last four seasons.

In her 16th season leading the Gamecocks, Staley is the program's all-time winningest coach (406) with a program-record 12 postseason appearances (11 NCAA/1 WNIT). She accounts for all five of the Gamecocks' Final Four appearances (2015, 2017, 2021, 2022, 2023) and the first NCAA National Championships in program history (2017, 2022).

After claiming seven SEC regular-season titles, Staley has won 183 SEC games, the most among active league coaches and third all-time – trailing just Women's Basketball Hall of Fame inductees Andy Landers (Georgia, 273) and Pat Summitt (Tennessee, 306). Her 12.2 SEC wins average per season is the best in league history

among coaches with more than two years in the league, and her .769 SEC winning percentage (183-55) is second only to Summitt (.874) in league history.

**Watch It!**

Senior center Kamilla Cardoso has gotten the lion's share of the preseason awards attention, but senior transfer Te-Hina Paopao and junior Sania Feagin have seen some accolades as well.

Cardoso earned spots on the preseason watch lists for the Naismith Trophy, Wade Trophy, Wooden Award and the Lisa Leslie Center of the Year Award. She was a Preseason All-SEC First-Team selection by both the media and coaches as well.

Paopao joined Cardoso on the Wooden Award Watch List and picked up her first SEC recognition when the coaches tabbed her for Preseason All-SEC Second-Team honors. She also was one of 20 named to the Nancy Lieberman Point Guard of the Year Award watch list.

For the third season in a row, Feagin was named to the Katrina McClain Power Forward of the Year Award watch list.

**Opponent Files**

South Carolina's regular-season schedule includes 10 games against teams ranked in at least one of the two national polls this week – the second most among ranked teams. Five of those games come in the first five weeks of the season, including the first two out of the gate against #10/10 Notre Dame (W, 100-71) and #14/11 Maryland (W, 114-76).

Five of the games against ranked teams are at home – #14/11 Maryland (W, 114-76), #25/rv Mississippi State (Jan. 7), #24/23 Ole Miss (Feb. 4), #6/7 UConn (Feb. 11), #19/21 Tennessee (Mar. 3).

Three others are true road games – at #18/17 North Carolina (Nov. 30), at #7/5 LSU (Jan. 25), at #19/21 Tennessee (Feb. 15). Another two are at neutral sites – #10/10 Notre Dame (W, 110-71) and #10/8 Utah (Dec. 10).

South Carolina's 10 games are the second-most of any ranked team this season (UCLA 11). The Gamecocks' five non-conference ranked contests are second behind UConn's seven and match Tennessee's five.

**Serious Scheduling**

South Carolina head coach Dawn Staley has never been afraid to challenge her team to prepare it for the rigors of March and April. Over the last 10 seasons, the Gamecocks have played an average of 9.7 regular-season games against ranked opponents.

Three teams hit the high-water mark of 12 – 2019-20 (11-1), 2017-18 (6-6), 2015-16 (11-1). Each of those years four of the 12 games were non-conference matchups. The 2021-22 edition of the Gamecocks went a perfect 11-0

against its regular-season ranked opponents, including six such non-conference wins.

Last season's team faced the fewest regular-season ranked games, playing just five games such games – three against top-five foes.. Just one of the five games was against an SEC rival.

**NATIONAL RANKINGS**

**Associated Press Poll (Nov. 20)**

<b>1. South Carolina</b>	<b>3-0</b>
2. UCLA	4-0
3. Colorado	4-0
4. Stanford	4-0
5. Iowa	4-1
6. UConn	3-1
7. LSU	4-1
8. Southern Cal	2-0
9. Virginia Tech	2-1
10. Utah	4-1
NC State	4-0
12. Texas	4-0
13. Florida State	4-0
14. Baylor	3-0
15. Ohio State	1-1
16. Kansas State	4-0
17. Notre Dame	3-1
18. North Carolina	4-0
19. Tennessee	3-1
20. Louisville	4-0
21. Indiana	3-1
22. Oklahoma	5-0
23. Washington State	5-0
24. Ole Miss	4-1
25. Mississippi State	5-0

**USA Today/WBCA Coaches' Poll (Nov. 21)**

<b>1. South Carolina</b>	<b>3-0</b>
2. UCLA	4-0
3. Stanford	4-0
4. Colorado	4-0
5. LSU	4-1
6. Iowa	4-1
7. UConn	3-1
8. Utah	4-1
9. Virginia Tech	2-1
10. Southern Cal	2-0
11. Texas	4-0
12. Ohio State	1-1
13. Florida State	4-0
14. Notre Dame	3-1
15. Louisville	4-0
16. NC State	4-0
17. North Carolina	4-0
18. Baylor	3-0
19. Indiana	3-1
20. Oklahoma	5-0
21. Tennessee	3-1
22. Kansas State	4-0
23. Ole Miss	4-1
24. Maryland	2-2
25. Washington State	5-0

**2023-24 AWARDS**

**Kamilla Cardoso**

- USBWA Player of the Week (11/6-12)
- SEC Player of the Week (11/6-13)
- Wade Trophy Watch List
- Naismith Trophy Watch List
- Wooden Award Watch List
- Lisa Leslie Award Preseason Watch List
- Preseason All-SEC First Team (Coaches, Media)

**Sania Feagin**

- Katrina McClain Award Preseason Watch List

**Raven Johnson**

- SEC co-Player of the Week (11/14-20)

**Te-Hina Paopao**

- Wooden Award Watch List
- Preseason All-SEC Second Team (Coaches)
- Nancy Lieberman Award Preseason Watch List

**GAMECOCKS IN 2023-24 NATIONAL POLLS**

Poll	Pre	11/13	11/20	11/27	12/4	12/11	12/18	12/25	1/1	1/8	1/15	1/22	1/29	2/5	2/12	2/19	2/26	3/4	3/11	Final
Associated Press	6	1	1																	
Coaches	4	1	1																	



an SEC-best 20.2 offensive boards per outing. According to Her Hoop Stats, South Carolina is 11th in the nation in rebounding percentage, securing 72.0 percent of the rebound opportunities actually rebounded.

Four Gamecocks average at least 5.5 rebounds per game, led by Kamilla Cardoso's 11.3 average, which ranks 16th in the nation and third in the SEC. Ashlyn Watkins is next in line at 7.8 per game. Both are tied for the team lead on the offensive glass with 16 each. Sania Feagin and Chloe Kitts round out the quartet with 5.5 per game. Three guards are next on the list with 4.0 boards per game.

**Vamos Kamilla!**

From ACC Freshman of the Year in 2021 to SEC Sixth Woman of the Year in 2023, South Carolina senior Kamilla Cardoso can be a dominant player on both ends of the court and is standing firmly in that spotlight this season.

On the watch list for all three national player of the year awards and the Lisa Leslie Award, Cardoso is the Gamecocks' top scorer and rebounder, averaging a double-double with 17.5 points and 11.3 rebounds per game. She was the SEC and USBWA National Player of the Week in the opening week of the season after leading South Carolina to a pair of top-15 victories that propelled the Gamecocks back to the No. 1 ranking they possessed every week of the last two seasons.

Cardoso is eighth in the SEC in scoring, third in rebounding (16th in the nation) and second in blocks per game (3.75, 2nd in the nation). Her .667 field goal percentage is second in the league and 22nd in the nation. With three double-doubles through four games, she leads the SEC and is seventh in the nation.

**Pao-erful Impact**

Senior transfer Te-Hina Paopao is often mentioned by her teammates as a leader, despite her summer arrival to the program. The three-time All-Pac-12 selection illustrated that leadership beautifully in the season opener against #10/10 Notre Dame (Nov. 6). As the starter with the most experience at the position, the steady guard led the way in the opening 10 minutes with seven points on 3-of-4 shooting, two assists and two steals to keep the Gamecocks within a point at the end of the period.

That steady hand has not wavered since. Paopao's 14.0 points per game are both her average and her game-by-game number as she scored 14 in each of the season's first three games. Third on the team in scoring, her SEC-best 58.8 percent 3-point accuracy (10-of-17) ranks 15th in the nation. Her SEC-best 3.33 made 3s per game are 25th in the nation. She hit a sterling 4-of-5 (.800) from beyond the arc against Clemson (Nov. 16).

Not just an outside shooter, Paopao is second on the team in assists, ranking fourth in the SEC with 5.0 per game, including two games with five or more. The Gamecocks are scoring 12.0 points per game off Paopao's assists, putting her fingerprints on 26.0 points per game.

**That's So Raven**

SEC All-Freshman point guard Raven Johnson has the competitive fire, instincts and court vision that Staley loves, and her offensive efficiency has skyrocketed after offseason work. Johnson's court vision and speed have powered the Gamecocks' high-octane offense – Staley asserting that she couldn't slow Johnson down if she wanted to.

The redshirt-sophomore is third in the nation with

**IN THE STALEY ERA**

**Wins**

30-Win Seasons .....	6
25-Win Seasons .....	11
20-Win Seasons .....	12
Winning Seasons .....	13

**National Rankings**

Weeks in the AP Top 25 .....	214
Weeks in the AP Top 10 .....	169
Weeks in the AP Top 3 .....	97
Weeks at AP No. 1 .....	65

**Postseason**

NCAA Tournament Appearances .....	11
NCAA Sweet 16s .....	10
NCAA Final Fours .....	5
National Championships .....	2

**In the SEC**

Regular-Season Championships .....	7
Regular-Season Top 3 Finishes .....	11
Tournament Championships .....	7

an SEC-best 9.5 assists per game, and her 6.33 assist-to-turnover ratio is eighth in the country (1st in the SEC). She has handed out six or more assists in every game so far this season.

Johnson's 17 assists against Clemson (Nov. 16) were the most by an SEC player since 2005, the second-most in program history, missing the record by one, and the most in the NCAA so far this season.

Beyond her assists, Johnson has more than doubled her scoring from last season with 10.8 points per game this season on a career-best 51.3 percent shooting.

With her scoring and 21.0 points per game off her assists, Johnson has her hands on 31.7 percent of the Gamecocks' offense. Of her 9.5 assists per game, 42.1 percent (4.0) go to her long-time teammate and favorite target Kamilla Cardoso.

**CK Obsession**

Sophomore Chloe Kitts worked her way into the starting lineup this season, and proved immediately what Staley has seen in the young 6-foot-2 forward – physicality, basketball IQ and tenacity.

Kitts has scored in double figures twice, including her first career double-double against #14/11 Maryland (Nov. 12). Those 13 points and 10 rebounds came in just 21 minutes on the court, and she powered home eight of her 13 points in just six minutes of the second quarter to guide the Gamecocks to a 12-point halftime lead.

On the season, Kitts averages 9.3 points and 5.5 rebounds. She is shooting 51.3 percent from the field and is second on the team with nine made free throws.

**Ashlyn Swatkins**

Sophomore Ashlyn Watkins' summer conditioning and court work have her thriving in her second season, averaging 10.0 points and 7.8 rebounds and leading the nation with 4.0 blocks per game.

With her athleticism never in question – she became the first Gamecock to dunk in a game last season at Clemson – Watkins is bringing all sides of her game together this season.

She has two double-doubles and at least three blocks in every game. She is tied for the team lead in offensive rebounds with 4.0 per game, which rank fourth in the SEC.

**TEAM SPECIALTY STATS**

South Carolina-Opponent					
		Pts. in Paint	Pts. Off TOs	2nd Chance Pts	Fast Break Pts
11/6 vs. ND		70-22	26-15	15-11	30-10
11/2 MD		56-30	23-4	28-8	26-2
11/16 Clem.		64-20	28-6	20-4	29-3
11/20 SDSU		52-28	22-4	22-17	31-0
11/24 MVSU					
11/30 at NC					
12/3 at DU					
12/6 Mor. St.					
12/10 vs. Utah					
12/16 Presby.					
12/19 at BGSU					
12/30 at ECU					
1/4 at FL					
1/7 Miss St					
1/11 at MO					
1/15 KY					
1/21 at TAM					
1/25 at LSU					
1/28 Vandy					
2/1 at AU					
2/4 OM					
2/8 MO					
2/11 CT					
2/15 at TN					
2/18 GA					
2/22 Ala.					
2/25 at KY					
2/29 at Ark.					
3/3 TN					
Season Avg.		60.5-25.0	24.8-7.3	21.3-10.0	29.0-3.8
SEC Avg.					

**STARTERS VS. BENCH**

		SC Starters	Opp. Starters	SC Bench	Opp. Bench
11/6 vs. ND		59	59	41	12
11/2 MD		59	56	55	20
11/16 Clem.		55	27	54	13
11/20 SDSU		62	36	16	2
11/24 MVSU					
11/30 at NC					
12/3 at DU					
12/6 Mor. St.					
12/10 vs. Utah					
12/16 Presby.					
12/19 at BGSU					
12/30 at ECU					
1/4 at FL					
1/7 Miss St					
1/11 at MO					
1/15 KY					
1/21 at TAM					
1/25 at LSU					
1/28 Vandy					
2/1 at AU					
2/4 OM					
2/8 MO					
2/11 CT					
2/15 at TN					
2/18 GA					
2/22 Ala.					
2/25 at KY					
2/29 at Ark.					
3/3 TN					
Season Avg.		58.8	44.5	41.5	11.8
SEC Avg.					

**The Full-wiley**

Freshman guard MiLaysia Fulwiley arrived on her hometown campus with fanfare befitting her high school highlight reel and her No. 13 ranking in the recruiting class. Often soft-spoken off the court, she wasted not time letting her game yell from the rooftops in support of Staley calling her a “generational player” who can do things with a basketball no one else can do.

On the biggest stage for her college debut in Paris, Fulwiley dazzled international fans and NBA legends alike with the style in her 17 points, six assists and six steals against #10/10 Notre Dame (Nov. 6). Columbia anxiously awaited her home debut, which was a 12-point, 2-assist, 2-block, 2-steal effort in just 15 minutes against #14/11 Maryland (Nov. 12). Four days later, she needed just 16 minutes to put on a highlight-reel near double-double, torching rival Clemson for 18 points, nine rebounds and three assists.

Fulwiley is second on the team with 14.7 points per game, which ranks 15th in the SEC, and third in assists with 3.5 per outing. She has also added nine steals and five blocks to the defensive effort.

**Great Gamecock Fans**

South Carolina fans have led the nation in average attendance in each of the last nine seasons and announced a 16-for-16 campaign to secure 16,000 season tickets to honor Staley’s 16th season in Columbia.

While the season ticket number has not yet hit that mark, attendance at the first two homes games did with the rivalry game against Clemson (Nov. 16) coming in at 16,820 as the most attended regular-season game in the nation this season. Attendance at the home opener against #14/11 Maryland (Nov. 12) ranks second in the nation. Both of which have South Carolina top the average attendance rankings at 15,875 fans per game.

The Gamecocks have had at least one sellout of their 18,000-seat Colonial Life Arena for seven straight seasons (excluding COVID-limited 2020-21 season) dating back to the first ever sellout of 18,000 on Feb. 8, 2016.

Excluding the COVID limited-attendance season of 2020-21, South Carolina has drawn at least 10,000 fans 114 consecutive regular-season games beginning on Jan. 2, 2015.

**2023-24 SCORING DIFFERENTIALS**

**All Games**

**Largest lead in a win**.....by 70 (107-37), 4th-1:10, vs. Clemson, 11/16  
**Largest deficit overcome to win**.....by 5, 2x, last (6-11), 1st-6:00, vs. South Dakota State, 11/20/23  
**Best Scoring Run**.....28 points, 2nd-5:19 vs. Clemson, 11/16  
**Best Scoring Run Against**.....6 points, 1st-3:53, #10/10 Notre Dame, 11/6  
**Most Lead Changes**.....12 vs. #14/11 Maryland, 11/12  
**Most Times Tied**.....7 vs. #14/11 Maryland, 11/12

**vs. Ranked Opponent**

**Largest lead in a win**.....by 39 (114-75), 4th-0:34 vs.@14/11 Maryland, 11/12  
**Largest deficit overcome to win**.....by 5 (0-5), 1st-8:49, vs. #10/10 Notre Dame, 11/6  
**Best Scoring Run**.....12 points, 4th-6:36, vs. #14/11 Maryland, 11/12  
**Best Scoring Run Against**.....6 points, 1st-3:53, #10/10 Notre Dame, 11/6  
**Most Lead Changes**.....12 vs. #14/11 Maryland, 11/12  
**Most Times Tied**.....7 vs. #14/11 Maryland, 11/12

**Everybody’s All-American**

The Gamecocks’ 11-woman roster includes eight McDonald’s All-Americans – Kamilla Cardoso, Sania Feagin, MiLaysia Fulwiley, Bree Hall, Raven Johnson, Tessa Johnson, Te-Hina Paopao and Ashlyn Watkins.

At South Carolina, Staley has coached 23 McDonald’s All-Americans, including 18 who joined the Gamecocks as freshmen.

**Staffing Boost**

For the first time since 2018, head coach Dawn Staley had changes to her staff this offseason, including a boost in numbers thanks to a change in the NCAA rules governing the number of assistant coaches.

Associate head coach Lisa Boyer and assistant coach Jollette Law remain the heart of the staff. Long-time assistant Fred Chmiel left the Gamecocks for his first NCAA Div. I head coaching position, making room for Winston Gandy who brought six years of NCAA coaching experience and three seasons of NBA player development to Columbia.

The new NCAA legislation allowed Staley to elevate Mary Wooley into an assistant coach role. Wooley was previously the recruiting coordinator on Staley’s staff for several season but also had 10 seasons of experience as an assistant coach with four different teams. Staley also brought former Gamecock Khadijah Sessions to her staff this summer after the 2016 grad spent the last few seasons coaching at the high school level.

**WNBA Pipeline**

With 10 alumnae playing in the WNBA in 2023, South Carolina had the third-most players in the league of any college program.

Since the first Staley-trained Gamecock was drafted in 2015 (Aleighsa Welch), a total of 14 South Carolina players have been taken in the WNBA Draft. Ten of those went in the first round, including two No. 1 overall picks.

With five players taken in the 2023 WNBA Draft, South Carolina joined Notre Dame (2019) and Tennessee (2008, 1999) as the only programs to have at least that many players taken in a single draft. Three of those five picks were in the first round, making South Carolina one of just seven programs to hit that benchmark.

In proof Staley sends players to the league ready, five Gamecocks have earned All-Rookie Team honors, including three WNBA Rookies of the Year – Allisha Gray (2017), Aja Wilson (2018), Aliyah Boston (2023).

Gamecock alum Aja Wilson has risen to become the face of the WNBA. The two-time league MVP (2020, 2022), two-time Defensive Player of the Year (2022, 2023) and five-time All-Star led her Las Vegas Aces to back-to-back WNBA Championships (2022, 2023). Wilson’s former AAU and South Carolina teammate Alaina Coates joined her on the 2023 title team.

**2023-24 ROSTER**

No.	Name	Pos.	Ht.	Yr.	Hometown/Last School
0	Te-Hina Paopao	G	5-9	Sr.	Oceanside, Calif./Oregon
2	Ashlyn Watkins	F	6-3	So.	Columbia, S.C./Cardinal Newman
5	Tessa Johnson	G	6-0	Fr.	Albertville, Minn./Saint Michael Albertville
10	Kamilla Cardoso	C	6-7	Sr.	Montes Claros, Brazil/Syracuse
12	MiLaysia Fulwiley	G	5-10	Fr.	Columbia, S.C./W.J. Keenan
20	Sania Feagin	F	6-3	Jr.	Ellenwood, Ga./Forest Park
21	Chloe Kitts	F	6-2	So.	Oviedo, Fla./DME Academy
23	Bree Hall	G	6-0	Jr.	Dayton, Ohio/Wayne
24	Sahnja Jah	F	6-0	Fr.	Montverde, Fla./Montverde Academy
25	Raven Johnson	G	5-9	So.	Atlanta, Ga./Westlake
35	Sakima Walker	C	6-5	Sr.	Columbus, Ohio / Northwest Florida State

**Head Coach:** Dawn Staley

**Assoc. Head Coach:** Lisa Boyer

**Assistant Coaches:** Jollette Law, Winston Gandy, Mary Wooley, Khadijah Sessions



### SOUTH CAROLINA'S RECORD WHEN ...

	vs. Ranked	SEC	All
Record.....	2-0		4-0
Playing a ranked opponent.....	2-0		2-0
Playing at home .....	1-0		3-0
Playing on the road.....	0-0		0-0
Playing at neutral site .....	1-0		1-0
Leading at half .....			2-0
Trailing at half .....	1-0		1-0
Tied at half .....	1-0		1-0
Playing an overtime game .....			0-0
0 players score in double figures.....			0-0
1 player scores in double figures.....			0-0
2 players score in double figures.....			0-0
3 players score in double figures.....			1-0
4 players score in double figures.....			0-0
5 players score in double figures.....			1-0
More than 5 players in double figures.....			2-0
Starters out-score opponent's starters.....	1-0		3-0
Opponent's starters score equal/more.....	1-0		1-0
Bench out-scores opponent's bench.....	2-0		4-0
Opponent's bench scores equal/more.....			0-0
Shooting 60% or better.....			0-0
Shooting between 50-59% .....			3-0
Shooting between 40-49% .....			1-0
Shooting between 30-39% .....			0-0
Shooting less than 30% .....			0-0
Opponent shoots 50% or better.....			0-0
Opponent shoots between 40-49%.....	1-0		1-0
Opponent shoots between 30-39%.....	1-0		1-0
Opponent shoots between 20-29%.....			2-0
Opponent shoots less than 20%.....			0-0
Shooting better than opponent.....	2-0		4-0
Shooting worse than/equal to opponent.....			0-0
Having more FTs made than opponent.....	1-0		3-0
Having equal/fewer FTs made than opponent.....	1-0		1-0
Out-rebounding opponent.....	2-0		4-0
Having equal/fewer rebounds than opponent.....			0-0
Having fewer TOs than opponent.....	2-0		4-0
Having equal or more TOs than opponent.....			0-0
Attempting more FT than 3FG.....	1-0		2-0
Attempting equal/fewer FT than 3FG.....	1-0		2-0
Making 5 or more 3FGs.....	2-0		3-0
Making fewer than 5 3FGs.....			1-0
Making no 3 FGs.....			1-0
Attempting 15 or more 3FGs.....	2-0		3-0
Attempting fewer than 15 3FGs.....			1-0
No South Carolina players foul out.....	2-0		3-0
One or more SC players foul out.....			1-0
No opposing players foul out.....			4-0
One or more opposing players foul out.....			0-0

	vs. Ranked	SEC	All
Assist at least half of field goals made.....	2-0		3-0
Assist on at least 2/3 of field goals made.....	2-0		3-0
Assist on less than half of field goals made.....			1-0
Scoring more pts. in paint than opponent.....	2-0		4-0
Scoring equal/fewer pts. in paint than opp. ....			0-0
Scoring more pts. off TOs than opponent.....	2-0		4-0
Scoring equal/fewer pts. off TOs than opp. ....			0-0
Scoring more 2nd-chance pts.....	2-0		4-0
Scoring equal/fewer 2nd-chance pts.....			0-0
Scoring more fast break pts.....	2-0		4-0
Scoring equal/fewer fast break pts.....			0-0
Wearing primary white uniforms.....	2-0		3-0
Wearing secondary (Cocky) white uniforms.....	1-0		1-0
Wearing black uniforms.....			0-0
Wearing garnet uniforms.....			0-0
Playing in November .....	2-0		4-0
Playing in December.....			0-0
Playing in January.....			0-0
Playing in February.....			0-0
Playing in March.....			0-0
Playing in April.....			0-0
Playing during the day .....	1-0		1-0
Playing at night.....	1-0		3-0
Playing on Sunday.....	1-0		1-0
Playing on Monday.....	1-0		2-0
Playing on Tuesday.....			0-0
Playing on Wednesday.....			0-0
Playing on Thursday.....			1-0
Playing on Friday.....			0-0
Playing on Saturday.....			0-0
Margin is less than 5 pts. ....			0-0
Margin is between 5-9 pts. ....			0-0
Margin is between 10-19 pts. ....			0-0
Margin is between 20-29 pts. ....	1-0		1-0
Margin is between 30-39 pts. ....	1-0		1-0
Margin is between 40-49 pts. ....			1-0
Margin is 50 pts. or more.....			1-0
Having a 20-pt. scorer.....	1-0		2-0
Having a 30-pt. scorer.....			0-0
Scoring 49 points or less.....			0-0
Scoring 50-59 points.....			0-0
Scoring 60-69 points.....			0-0
Scoring 70-79 points.....			1-0
Scoring 80-89 points.....			0-0
Scoring 90-99 points.....			0-0
Scoring 100 points or more.....	2-0		3-0
Opponent scores 39 points or less.....			1-0
Opponent scores 40-49 points.....			1-0
Opponent scores 50-59 points.....			0-0
Opponent scores 60-69 points.....			0-0
Opponent scores 70-79 points.....	2-0		2-0
Opponent scores 80-89 points.....			0-0
Opponent scores 90-99 points.....			0-0
Opponent scores 100 points or more.....			0-0



## 2023-24 TEAM HIGH/LOW — ALL GAMES

South Carolina Highs	South Carolina Lows	Category	Opponent Lows	Opponent Highs
114 vs. Maryland, 11/12	78 vs. South Dakota St., 11/20	<b>Points in Game</b>	38, South Dakota St., 11/20	76, Maryland, 11/12
66 vs. Maryland, 11/12*	36 vs. South Dakota St. (1st), 11/20	<b>Points in a Half</b>	15, Clemson, 11/16	40, Maryland, 11/12
37 vs. Maryland (4th), 11/12*	17 vs. South Dakota St. (1st), 11/20	<b>Points in a Quarter</b>	6, South Dakota St. (4th), 11/20 6, Clemson (1st), 11/16	25, vs. Notre Dame (1st), 11/6
44 vs. Clemson, 11/16*	34 vs. South Dakota St., 11/20	<b>Field Goals Made</b>	16, Clemson, 11/16	29, Maryland, 11/12
83 vs. Clemson, 11/16*	79 vs. South Dakota St., 11/20	<b>Field Goal Attempts</b>	62, South Dakota St., 11/20	76, vs. Notre Dame, 11/6
83 vs. Notre Dame 11/6*	79 vs. Notre Dame, 11/6	<b>FG Percentage</b>	.222 (16-72), Clemson, 11/16	.408 (28-71), Maryland, 11/12
.544 (43-79) vs. Notre Dame, 11/6	.430 (34-79) vs. SDSU, 11/20	<b>3-Point FG Made</b>	2, South Dakota St., 11/20	10, Maryland, 11/12
12 vs. Maryland, 11/12	0 vs. South Dakota St., 11/20	<b>3-Point FG Attempts</b>	13, South Dakota St., 11/20	28, Clemson, 11/16
26 vs. Clemson, 11/16	12 vs. South Dakota St., 11/20	<b>3-Point FG Percentage</b>	.107 (3-28), Clemson, 11/16	.455 (10-22), Maryland, 11/12
.500 (12-24) vs. Maryland, 11/12	.000 (0-12) vs. SDSU, 11/20	<b>Free Throws Made</b>	2, South Dakota St., 11/20	15, vs. Notre Dame, 11/6
16 vs. Maryland, 11/12	9 vs. Notre Dame, 11/6	<b>Free Throw Attempts</b>	4, South Dakota St., 11/20	21, vs. Notre Dame, 11/6
25 vs. Maryland, 11/12	13 vs. Notre Dame, 11/6	<b>FT Percentage</b>	.455 (5-11), Clemson, 11/16	.714 (15-21), vs. Notre Dame, 11/6
.692 (9-13) vs. Notre Dame, 11/6	.550 (11-20) vs. Clemson, 11/16	<b>Rebounds</b>	27, Clemson, 11/16	44, vs. Notre Dame, 11/6
73 vs. Clemson, 11/16	47 vs. Notre Dame, 11/6	<b>Assists</b>	5, South Dakota St., 11/20	15, Maryland, 11/12
30 vs. Clemson, 11/16*	16 vs. South Dakota St., 11/20	<b>Steals</b>	3, South Dakota St., 11/20	9, vs. Notre Dame, 11/6
30 vs. Maryland, 11/12*		<b>Blocked Shots</b>	1, Clemson, 11/16 1, Maryland, 11/12	4, vs. Notre Dame, 11/6
15 vs. South Dakota St., 11/20	9 vs. Maryland, 11/12	<b>Turnovers</b>	15, Maryland, 11/12	21, South Dakota St., 11/20
16 vs. South Dakota St., 11/20	9 vs. Clemson, 11/16	<b>Fouls</b>	12, Clemson, 11/16	22, Maryland, 11/12

\* indicates program record

^ indicates Staley-era program record

## 2023-24 INDIVIDUAL SUPERLATIVES — ALL GAMES

Category	South Carolina	Opponent
<b>Points in Game</b>	23 by Kamilla Cardoso vs. South Dakota St., 11/20	31 by Hannah Hidalgo, vs. Notre Dame, 11/6
<b>Points in a Half</b>	16 by Kamilla Cardoso South Dakota St., 11/20	17 by Hannah Hidalgo, vs. Notre Dame, 11/6
<b>Points in a Quarter</b>	13 by Kamilla Cardoso vs. Notre Dame (3rd), 11//6	13 by Hannah Hidalgo, vs. Notre Dame (1st), 11/6
<b>Field Goals Made</b>	9 by Raven Johnson vs. South Dakota St., 11/20 9 by Kamilla Cardoso vs. Notre Dame, 11/6	10 by Hannah Hidalgo, vs. Notre Dame, 11/6
<b>Field Goal Attempts</b>	16 by MiLaysia Fulwiley vs. South Dakota St., 11/20	24 by Hannah Hidalgo, vs. Notre Dame, 11/6
<b>FG Percentage</b>	.833 (5-6) by Chloe Kitts vs. Clemson, 11/16	.714 (5-7) by Faith Masonius, Maryland, 11/12
<b>3-Point FG Made</b>	4 by MiLaysia Fulwiley vs. Clemson, 11/16 4 by Te-Hina Paopao vs. Clemson, 11/16 4 by Te-Hina Paopao vs. Maryland, 11/12	3 by Hannah Hidalgo, vs. Notre Dame, 11/6
<b>3-Point FG Attempts</b>	8 by Te-Hina Paopao vs. Maryland, 11/12	6 by Mackenzie Kramer, Clemson, 11/16
<b>3-Point FG Percentage</b>	.800 (4-5) by Te-Hina Paopao vs. Maryland, 11/12	.500 (3-6) by Hannah Hidalgo, vs. Notre Dame, 11/6
<b>Free Throws Made</b>	7 by Kamilla Cardoso vs. South Dakota St., 11/20	8 by Hannah Hidalgo, vs. Notre Dame, 11/6
<b>Free Throw Attempts</b>	8 by Kamilla Cardoso vs. South Dakota St., 11/20	12 by Hannah Hidalgo, vs. Notre Dame, 11/6
<b>FT Percentage</b>	.875 (7-8) by Kamilla Cardoso vs. South Dakota St., 11/20	.667 (8-12) by Hannah Hidalgo, vs. Notre Dame, 11/6
<b>Rebounds</b>	15 by Kamilla Cardoso vs. Notre Dame, 11/6	10 by Brooklyn Meyer, South Dakota St., 11/20
<b>Assists</b>	17 by Raven Johnson vs. Clemson, 11/16*	4 by Faith Masonius, Maryland, 11/12
<b>Steals</b>	6 by MiLaysia Fulwiley vs. Notre Dame, 11/6	3 by Hannah Hidalgo, vs. Notre Dame, 11/6
<b>Blocked Shots</b>	6 by Kamilla Cardoso vs. South Dakota St., 11/20	2 by Tori Nelson, South Dakota St., 11/20
<b>Turnovers</b>	3 by MiLaysia Fulwiley vs. Clemson 3 by Te-Hina Paopao vs. Maryland, 11/12	6 by Shyanne Sellers, Maryland, 11/12 6 by Hannah Hidalgo, vs. Notre Dame, 11/6

\* indicates program record

^ indicates Staley-era program record

## THE LAST TIME...

## INDIVIDUAL

## Scored 50 Points

**South Carolina** 51, Jocelyn Penn vs. Stetson, 1/4/03  
**Opponent** Never

## Scored 40 Points

**South Carolina** 51, Jocelyn Penn vs. Stetson, 1/4/03  
**Opponent** 41, Caitlyn Clark, Iowa, 3/31/23

## Scored 30 Points

**South Carolina** 31, Zia Cooke at Georgia, 1/2/23  
**Opponent** 31, Hannah Hidalgo, vs. Notre Dame, 11/6/23

## Grabbed 20 Rebounds

**South Carolina** 22, Aliyah Boston vs. N. Carolina, 3/25/22  
**Opponent** 24, Teaira McCowan, at Mississippi State, 1/17/19

## Grabbed 15 Rebounds

**South Carolina** 15, Kamilla Cardoso vs. Notre Dame, 11/6/23  
**Opponent** 18, Kiah Gillespie, Florida State, 3/24/19

## Two Players with 20 or More Points

**South Carolina** Aliyah Boston 21/Zia Cooke 20 at Kentucky, 1/12/23  
**Opponent** Hayley Frank 21/Lauren Hansen 21, at Missouri, 12/30/21

## Two Players with 10 or More Rebounds

**South Carolina** Kamilla Cardoso 13/Ashlyn Watkins 10 vs. Clemson, 11/16/23  
**Opponent** Jakia Brown-Turner 12/Kayla Jones 12, NC State, 12/3/20

## Three or More Players with 10 or More Rebounds

**South Carolina** A. Boston 12/V. Saxton 12/L. Amihere 11/L. Grissett 10 vs. Charleston, 11/25/20  
**Opponent** W. Rolle 12/J. Breland 10/L. Broomfield 10, vs. North Carolina, 12/19/10

## Had 10 Assists

**South Carolina** 17, Raven Johnson vs. Clemson, 11/16/23  
**Opponent** 12, Channise Lewis, Maryland, 11/18/18

## Had Five Steals

**South Carolina** 5, Raven Johnson vs. South Dakota State, 11/20/23  
**Opponent** 5, Nina Rickards, Florida, 2/16/23

## Had Five Blocked Shots

**South Carolina** 6, Kamilla Cardoso vs. South Dakota State, 11/20/23  
**Opponent** 5, Rita Igbokwe, vs. Ole Miss, 3/4/23

## Had 20 Points and 20 Rebounds

**South Carolina** Aliyah Boston (28 pts/22 rebs) vs. N. Carolina, 3/25/22  
**Opponent** Teaira McCowan (26 pts/24 rebs) at Mississippi State, 1/17/19

## Had a Double-Double

**South Carolina** Kamilla Cardoso (23 pts/10 rebs) vs. South Dakota State, 11/20/23  
**Opponent** Brooklyn Meyer (19 pts/10 rebs), South Dakota State, 11/20/23

## Two Players had a Double-Double

**South Carolina** Kamilla Cardoso (15 pts/13 rebs)/Ashlyn Watkins (12 pts/10 rebs) vs. Clemson, 11/16/23  
**Opponent** Lexie Hull (18 pts/13 rebs), vs. Stanford, 4/2/21

## Three or More Players had a Double-Double

**South Carolina** L. Amihere (11 pts/11 rebs) / A. Boston (11 pts/12 rebs) / L. Grissett (13 pts/10 rebs) / V. Saxton (19 pts/12 rebs) vs. Charleston, 11/25/20  
**Opponent** Shakira Austin (10 pts/16 rebs) / Kaila Charles (17 pts/10 rebs) / Channise Lewis (10 pts/12 assts), Maryland, 11/18/18

## Had a Triple-Double

**South Carolina** Aliyah Boston (16 pts/11 rebs/10 blks) vs. Georgia, 1/21/21  
**Opponent** Never

## TEAM

## Scored 100 Points

**South Carolina** 109 vs. Clemson, 11/16/23  
**Opponent** 103, Clemson, 11/21/03

## Won by 30 or More Points

**South Carolina** 78-38 (40) vs. South Dakota State, 11/20/23  
**Opponent** 66-34 (32), Georgia, 3/4/11

## Overcame More Than 15-Point Deficit to Win

**South Carolina** 18 (16-34) 6:24 in 2nd qtr. vs. Stanford, 12/21/21\*  
**Opponent** 16 (21-37) 1:43 in 2nd qtr. at Tennessee, 2/18/21

## Shot 65% or Better from the Field

**South Carolina** .667 (36-54) at Vanderbilt, 1/18/18  
**Opponent** Never

## Shot 60% or Better from the Field

**South Carolina** .619 (39-63) at Vanderbilt, 1/19/23  
**Opponent** .604 (29-48), Vanderbilt, 1/18/01

## Shot 50% or Better from the Field

**South Carolina** .530 (44-83) vs. Clemson, 11/16/23  
**Opponent** .500 (29-58) vs. Maryland, 3/27/23

## No Players in Double-Figure Points

**South Carolina** at Auburn, 1/19/12  
**Opponent** Texas A&M, 12/29/22

## Five Players in Double-Figure Points

**South Carolina** vs. Notre Dame, 11/6/23  
**Opponent** at Alabama, 1/5/20

## More Than Five Players in Double-Figure Points

**South Carolina** 6 vs. Clemson, 11/16/23  
**Opponent** 6 Maryland, 11/18/18

## Faced AP Top-25 Opponent

**Win** 114-76 vs. No. 14 Maryland, 11/12/23  
**Loss** 67-75 at No. 21 Tennessee, 2/18/21

## Faced AP Top-10 Opponent

**Win** 100-71 vs. No. 10 Notre Dame, 11/6/23  
**Loss** 46-54 vs. No. 8 NC State, 12/3/20

## Faced AP Top-5 Opponent

**Win** 88-64 vs. No. 3 LSU, 2/12/23  
**Loss** 73-77 vs. No. 3, Iowa, 3/31/23

## Faced AP No. 1 Team

**Win** Never  
**Loss** 68-93 vs. Baylor, 3/30/19

## Overtime Game

**Win** 64-57 at Ole Miss, 2/19/23  
**Loss** 69-70 at Missouri, 12/30/21

## Double-Overtime Game

**Win** 82-73 at Purdue, 12/16/18  
**Loss** 92-94 at Clemson, 11/19/09

## South Carolina Was Ranked (AP Poll)

**No. 1** No. 1, 11/20/23  
**Top 5** No. 5, 3/8/21  
**Top 10** No. 6, 10/17/23  
**Top 25** No. 15, 3/19/19

\* indicates program record

## SOUTH CAROLINA SINGLE-QUARTER RECORDS

TEAM	
<b>Scoring</b>	
<b>Most</b>	<b>Points</b>
1. vs. Maryland, 11/12/23, 3rd qtr.	37
vs. Saint Peter's, 11/22/16, 1st qtr.	37
3. at Kentucky, 1/12/23, 4th qtr.	36
vs. Alabama, 2/3/22, 1st qtr.	36
at Vanderbilt, 1/12/20, 3rd qtr.	36
vs. Alabama State, 3rd qtr.	36
<b>Fewest</b>	<b>Points</b>
1. vs. App State, 12/5/18, 4th qtr.	5
2. vs. Oregon State, 3/23/21, 4th qtr.	6
vs. Indiana, 11/28/19, 4th qtr.	6
vs. St. John's, 11/25/17, 2nd qtr.	6
vs. Stanford, 3/31/17, 2nd qtr.	6
vs. UCLA, 12/18/16, 1st qtr.	6
<b>Fewest Allowed</b>	<b>Points</b>
1. vs. Texas, 3/30/21, 4th qtr.	0
at Vanderbilt, 1/14/21, 2nd qtr.	0
at Ole Miss, 1/30/20, 1st qtr.	0
4. at Cal Poly, 11/22/22, 1st qtr.	2
vs. Howard, 3/18/22, 2nd qtr.	2
vs. Howard, 3/18/22, 1st qtr.	2
vs. UConn, 2/10/20, 1st qtr.	2
<b>Most Allowed</b>	<b>Points</b>
1. vs. Baylor, 12/2/18, 1st qtr.	32
at Maryland, 11/13/17, 4th qtr.	32
vs. Kentucky, 2/26/17, 4th qtr.	32
4. vs. Arkansas, 3/8/19, 3rd qtr.	30
vs. Connecticut, 3/26/18, 1st qtr.	30
vs. Syracuse, 3/25/16, 4th qtr.	30
<b>Margin of Difference</b>	
<b>Lead</b>	<b>Score</b> <b>Margin</b>
1. vs. Alabama State, 11/5/19, 3rd qtr.	36-9 +37
2. vs. App State, 11/17/19, 1st qtr.	35-3 +32
3. vs. Charleston, 11/25/20, 3rd qtr.	34-8 +26
vs. USC Upstate, 11/21/19, 3rd qtr.	33-7 +26
vs. Arkansas, 1/3/16, 2nd qtr.	35-9 +26
5. vs. Clemson, 11/16/23, 1st qtr.	31-6 +25
vs. Saint Peter's, 11/22/16, 1st qtr.	37-12 +25
<b>Deficit</b>	<b>Score</b> <b>Margin</b>
1. vs. UConn, 2/1/18, 2nd qtr.	8-29 -21
2. at Tennessee, 2/15/18, 3rd qtr.	9-29 -20
3. vs. Baylor, 12/2/18, 1st qtr.	13-32 -19
at Mississippi State, 2/5/18, 4th qtr.	9-28 -19
5. vs. Indiana, 11/28/19, 4th qtr.	6-24 -18
vs. Connecticut, 3/26/18, 1st qtr.	12-30 -18
<b>Field Goals</b>	
<b>Made</b>	<b>FGM</b>
1. at Florida, 2/27/20, 1st qtr.	15
vs. Saint Peter's, 11/22/16, 1st qtr.	15
3. vs. Coastal Carolina, 12/21/22, 1st qtr.	14
vs. Alabama, 2/3/22, 1st qtr.	14
vs. App State, 11/17/19, 1st qtr.	14
vs. Notre Dame, 11/26/17, 4th qtr.	14
vs. Arkansas, 1/3/16, 2nd qtr.	14
<b>Attempts</b>	<b>FGA</b>
1. vs. Arkansas, 3/7/20, 4th qtr.	28
2. vs. Howard, 3/18/22, 1st qtr.	25
vs. Arkansas, 1/9/20, 3rd qtr.	25
4. 6 times, last vs. Maryland, 11/12/23, 3rd qtr.	24

<b>Highest Percentage</b>	<b>FGM-A</b>	<b>Pct</b>
1. vs. Kentucky, 3/5/16, 4th qtr.	11-13	.846
2. at Georgia, 1/2/23, 4th qtr.	5-6	.833
3. at Kentucky, 1/21/18, 3rd qtr.	9-11	.818
4. vs. Belmont, 3/22/19, 3rd qtr.	13-16	.813
vs. Quinnipiac, 3/25/17, 3rd qtr.	13-16	.813
<b>Lowest Percentage</b>	<b>FGM-A</b>	<b>Pct</b>
1. vs. Ole Miss, 3/5/22, 4th qtr.	0-5	.000
2. vs. Georgia, 1/12/17, 2nd qtr.	1-12	.083
3. vs. NC State, 12/3/20, 2nd qtr.	2-19	.105
4. at Mississippi State, 1/8/23, 3rd qtr.	2-18	.111
at Iowa State, 12/6/20, 4th qtr.	1-9	.111
<b>Lowest Percentage Allowed</b>	<b>FGM-A</b>	<b>Pct</b>
1. vs. Miami (FL), 3/20/22, 2nd qtr.	0-9	.000
vs. Howard, 3/18/22, 2nd qtr.	0-10	.000
vs. Clemson, 11/17/21, 2nd qtr.	0-16	.000
vs. Texas, 3/30/21, 4th qtr.	0-15	.000
at Vanderbilt, 1/14/21, 2nd qtr.	0-16	.000
at Ole Miss, 1/30/20, 1st qtr.	0-9	.000
vs. Purdue, 12/15/19, 4th qtr.	0-8	.000
<b>Highest Percentage Allowed</b>	<b>FGM-A</b>	<b>Pct</b>
1. vs. Drake, 11/24/18, 2nd qtr.	11-13	.846
2. at LSU, 1/15/17, 2nd qtr.	9-12	.750
3. vs. Tennessee, 1/14/18, 2nd qtr.	8-11	.727
vs. Quinnipiac, 3/25/17, 2nd qtr.	8-11	.727
5. vs. Connecticut, 3/26/18, 2nd qtr.	10-14	.714
at Missouri, 1/7/18, 4th qtr.	5-7	.714
<b>Rebounding</b>		
<b>Total</b>	<b>Rebs</b>	
1. vs. Arkansas, 3/7/20, 4th qtr.	28	
2. vs. Charleston, 11/25/20, 3rd qtr.	22	
3. vs. Howard, 3/18/22, 1st qtr.	21	
4. vs. Coastal Carolina, 12/21/22, 1st qtr.	20	
vs. Hampton, 11/27/22, 3rd qtr.	20	
vs. Howard, 3/18/22, 3rd qtr.	20	
vs. Howard, 3/18/22, 2nd qtr.	20	
vs. Charleston, 11/25/20, 1st qtr.	20	
at Ohio State, 11/14/16, 1st qtr.	20	
<b>Margin</b>	<b>Rebs</b>	<b>Margin</b>
1. vs. Hampton, 11/27/22, 3rd qtr.	20-2	+18
vs. Charleston, 11/25/20, 3rd qtr.	22-4	+18
3. vs. Arkansas, 1/22/23, 2nd qtr.	19-2	+17
4. vs. Arkansas, 1/22/23, 3rd qtr.	18-2	+16
vs. Howard, 3/18/22, 2nd qtr.	20-4	+16
vs. Arkansas, 3/7/20, 4th qtr.	21-5	+16

## INDIVIDUAL

<b>Scoring</b>	
<b>Most</b>	<b>Points</b>
1. Kaela Davis at Auburn, 1/5/17, 1st qtr.	19
2. A'ja Wilson vs. Notre Dame, 11/26/17, 4th qtr.	18
3. Alexis Jennings at Florida, 2/17/19, 3rd qtr.	17
4. Zia Cooke at Georgia, 1/2/23, 4th qtr.	15
Aliyah Boston vs. Florida, 12/31/20, 2nd qtr.	15
M. Herbert Harrigan vs. TX A&M, 3/1/20, 1st qtr.	15
Kaela Davis vs. Quinnipiac, 3/25/17, 3rd qtr.	15
Tina Roy vs. Arkansas, 1/3/16, 3rd qtr.	15
<b>Rebounding</b>	
<b>Most</b>	<b>Rebs</b>
1. Kamilla Cardoso vs. Ole Miss, 3/4/23, 2nd qtr.	9
Aliyah Boston vs. N. Carolina, 3/25/22, 4th qtr.	9
LeLe Grissett at Vanderbilt, 1/14/21, 4th qtr.	9
Aliyah Boston vs. UConn, 2/10/20, 1st qtr.	9
Aliyah Boston vs. Arkansas, 1/9/20, 1st qtr.	9
Alaina Coates at Arkansas, 2/5/17, 1st qtr.	9
Alaina Coates at Georgia, 1/26/17, 2nd qtr.	9





**Great Gamecock Fans**

18,000	Georgia, 2/26/23
18,000	LSU, 2/12/23
18,000	Tennessee, 2/20/22
18,000	Texas A&M, 3/1/20
18,000	UConn, 2/10/20
18,000	Mississippi State, 3/3/19
18,000	UConn, 2/1/18
18,000	Kentucky, 2/26/17
18,000	UConn, 2/8/16
17,712	Clemson, 11/22/02*
17,156	Kentucky, 1/11/15
16,815	Ohio State, 11/13/15
16,465	Auburn, 1/2/15

\* Inaugural Night of Colonial Life Arena

**Year-by-Year Record**

Year	Record	Pct.	Att. Avg.
2002-03	14-2	.875	3,244
2003-04	5-6	.455	1,828
2004-05	8-9	.471	1,764
2005-06	12-5	.706	1,455
2006-07	15-5	.750	1,845
2007-08	12-6	.667	1,802
2008-09	6-9	.400	2,793
2009-10	7-5	.583	3,442
2010-11	14-5	.737	2,996
2011-12	12-3	.800	3,139
2012-13	12-3	.800	4,082
2013-14	16-0	1.000	6,371
2014-15	16-0	1.000	12,293
2015-16	16-1	.941	14,364
2016-17	15-1	.938	12,277
2017-18	15-2	.882	13,239
2018-19	11-4	.733	11,542
2019-20	15-0	1.000	12,185
2020-21	10-1	.909	3,500*
2021-22	16-0	1.000	12,268
2022-23	17-0	1.000	12,942
2023-24	3-0	1.000	15,875
<b>Total</b>	<b>267-67</b>	<b>.799</b>	<b>6,964*</b>
<b>Staley Era</b>	<b>201-34</b>	<b>.855</b>	<b>9,197*</b>

\* 2020-21 attendance not counted in average or streaks due to COVID-19 regulation restrictions

In women's basketball, Colonial Life Arena has become one of the most feared places to play as enormous crowds fill the building with passion for the Gamecocks.

The state of South Carolina has rallied around head coach Dawn Staley's program in unprecedented numbers as the Gamecocks have led the nation in average attendance in each of the last seven seasons. The Gamecocks were one of a few programs to finish the 2019-20 season averaging over 10,000 fans and boast nine sellouts (18,000) in the last eight seasons of full capacity arenas.

Colonial Life Arena is more than just the home of South Carolina men's and women's basketball, though. It is also a thriving entertainment venue that the city of Columbia and its surrounding metropolitan area are able to enjoy throughout the year.

Colonial Life Arena is the largest arena in the state of South Carolina with 18,000 seats, and the 10th-largest on-campus basketball facility in the nation. Located on the beautiful University of South Carolina campus, this one-of-a-kind facility features 41 suites, four entertainment suites, and the Frank McGuire Club, a full-service hospitality room that has a capacity of 300. The state-of-the-art facility also features plush seating, a technologically advanced sound system and a one-of-a-kind selection of unique concession foods that will delight fans of all ages.

In Summer 2017, a 12-display center-hung video board and ribbon boards were added to the arena bowl at a cost of \$4.2 million. The center-hung board features four convex-curved main displays that measure approximately 12' x 20' and can show any combination of live video, instant replays, statistics and game information, graphics and animations, and sponsorship messages.

The Arena has hosted numerous sold out shows, including Barnum and Bailey Circus, Paul McCartney, country superstars Kenny Chesney and Taylor Swift, WWE Wrestling, Kanye West and numerous other acts.

The largest building ever constructed at the University of South Carolina at 342,000 square feet, the Arena has an intimate double-deck design that puts every seat close to the action. The cantilever of the upper deck over the lower deck extends further than any other arena of its size with great sight lines.

Two spacious locker rooms for Gamecock men's and women's basketball include team meeting rooms, recruiting rooms, coaches locker rooms and an athletic training room.

**Colonial Life Arena Notables**

- Nine-Time National Attendance Leader (2015-present)
- NCAA Tournament Host in 2015, 2016, 2017, 2018
- 114 consecutive regular-season games with at least 10,000 fans (Jan. 2, 2015)\*
- 9 official sellouts (18,000) since 2015-16 season
- 6 undefeated seasons at home
- Longest home win streak – 45 games (2/24/13-2/4/16)

*"It is a beautiful thing to see unfold because a lot of people really didn't think it could get done. I tip my hat to Gamecock Nation for making this a wonderful place and creating a home court advantage that allows us to win close basketball games."*

– South Carolina Head Coach Dawn Staley



# DAWN STALEY Head Coach

16th Season at South Carolina • 24th Season in Career

Catapulting South Carolina into the national spotlight when she was hired in May 2008, Dawn Staley has made the Gamecocks a mainstay in the battle for SEC and national championships. Under her leadership, the Gamecocks have reached many firsts – National Championships, NCAA Final Fours, No. 1 rankings, SEC regular-season and tournament titles, SEC Players of the Year, National Players of the Year, WNBA No. 1 Draft picks, an undefeated regular season, and No. 1 recruiting classes – to name the most notable.

In Staley's previous 15 seasons at the helm of the Gamecocks, highlights include:

- Two National Championships (2017, 2022)
- Five NCAA Final Fours in the last eight tournaments (2015, 2017, 2021, 2022, 2023)
- Ranking in the AP Top 25 every week since Dec. 10, 2012, the third-longest active streak in the nation (208)
- Six 30-win seasons, including a program-record 36 wins in 2022-23
- Seven SEC regular-season championships (2014, 2015, 2016, 2017, 2020, 2022, 2023)
- Seven SEC Tournament titles (2015, 2016, 2017, 2018, 2020, 2021, 2023)
- Three top-two recruiting classes (#1 in 2021, #1 in 2019, #2 in 2014)
- Nine NCAA Attendance titles (2015, 2016, 2017, 2018, 2019, 2020, 2021, 2022, 2023)

While her coaching career is in full bloom, Staley is still recognized for her body of work as a one of the most decorated participants in United States women's basketball history. The Naismith Memorial Basketball Hall of Fame solidified that legacy with her enshrinement as part of the Class of 2013. The Phoenix Club of Philadelphia established the Dawn Staley Award recognizing the nation's top guard in women's Division I basketball in 2013 as well. Staley was inducted into the Women's Basketball Hall of Fame as part of the Class of 2012.

In her 24th season as a head coach, Staley has led her college teams to 13 25-win seasons, a total of 19 postseason appearances (two WNIT) and 198 weeks in the Associated Press top 10, including the Gamecocks' 65 in the No. 1 spot – the fourth most times in the top spot in the history of that poll. Her .757 winning percentage (578-186) ranks ninth in the nation among active head coaches with at least 15 years of experience and 13th all-time.

Also a force in USA Basketball, Staley was named the U.S. Women's National Team head coach for 2017-21, leading the U.S. to gold in the 2018 FIBA World Cup and the 2019 and 2021 FIBA AmeriCups and stretching the U.S. Olympic gold medal streak to seven straight at the 2020 Tokyo Olympic Games. Prior to that appointment, Staley led three other U.S. teams to gold medals and served as an assistant on the Senior National Team 2006-08 and again 2014-16, during which the U.S. claimed gold in the 2014 FIBA World Championship and the 2008 and 2016 Olympics.

Now in her 16th season leading the Gamecocks, Staley has been named National Coach of the Year four times with her 2020 unanimous selection making her the first former Naismith Player of the Year to earn the Naismith Coach of the Year award. She is also a six-time SEC Coach of the Year. Staley is the only Gamecock basketball coach – men's or women's – to amass 300 victories at South Carolina and was the fastest coach to 200 wins in program history, needing just 277 games at South Carolina to reach the plateau. She is the program's all-time winningest coach (403) with a program-record 12 postseason appearances and is the only black head coach in men's or women's basketball to win multiple national championships.

In the vaunted SEC, Staley's 183 league wins are the most among active league coaches and third all-time, trailing just Andy Landers (Georgia, 273) and Pat Summitt (Tennessee, 306). Her .769 SEC winning percentage (183-55) is second only to Summitt (.874) in league history. Her Gamecocks are the only SEC program with multiple 16-0 seasons in league history, hitting that mark in 2015-16, 2019-20 and 2022-23.

In addition to coaching two National Players of the Year and a National Freshman of the Year, Staley has helped 10 Gamecocks collect 25 All-America selections, three to pick up seven SEC Player of the Year honors, three to earn SEC Defensive Player of the Year recognition a total of seven times, two to SEC 6th Player of the Year honors and six to capture SEC Freshman of the Year. She has coached 18 Gamecocks to All-SEC honors a combined 37 times, including 20 first-team selections. In the last nine years, 14 Gamecocks have been selected in the WNBA Draft, including 10 first-rounders, highlighted by two overall No. 1 picks. Three Gamecocks have been named WNBA Rookie of the Year.

## STALEY YEAR-BY-YEAR AT SOUTH CAROLINA

Year	School	Record	Conf. Rec.	Conf. Finish	Postseason
2008-09	South Carolina	10-18	2-12	11th	
2009-10	South Carolina	14-15	7-9	T-7th	
2010-11	South Carolina	18-15	8-8	T-5th	WNIT 2nd Round
2011-12	South Carolina	25-10	10-6	T-4th	NCAA Sweet 16
2012-13	South Carolina	25-8	11-5	T-4th	NCAA 2nd Round
2013-14	South Carolina	29-5	14-2	1st	NCAA Sweet 16
2014-15	South Carolina	34-3	15-1	T-1st	SEC Tourn. Champ./NCAA Final Four
2015-16	South Carolina	33-2	16-0	1st	SEC Tourn. Champ./NCAA Sweet 16
2016-17	South Carolina	33-4	14-2	1st	SEC Tourn. Champ./NCAA Champ.
2017-18	South Carolina	29-7	12-4	T-2nd	SEC Tourn. Champ./NCAA Elite Eight
2018-19	South Carolina	23-10	13-3	2nd	NCAA Sweet 16
2019-20	South Carolina	32-1	16-0	1st	SEC Tourn. Champ./NCAA canceled
2020-21	South Carolina	26-5	14-2	2nd	SEC Tourn. Champ./NCAA Final Four
2021-22	South Carolina	35-2	15-1	1st	NCAA Champion
2022-23	South Carolina	36-1	16-0	1st	SEC Tourn. Champ./NCAA Final Four
2023-24	South Carolina	4-0	0-0		
<b>At SC</b>	<b>16th season</b>	<b>406-106</b>	<b>183-55</b>	<b>7 SEC Titles</b>	<b>7 SEC Trn. Titles, 2 NCAA Titles, 10 Sweet 16s</b>
<b>At Temple</b>	<b>8 seasons</b>	<b>172-80</b>	<b>100-25</b>	<b>3 A-10 Titles</b>	<b>4 A-10 Tourn. Titles, 6 NCAA appearances</b>
<b>Career</b>	<b>24th season</b>	<b>578-186</b>	<b>283-80</b>		

## QUICK FACTS

### Coaching Highlights

#### College

- 17 NCAA Tournament Appearances (11 at South Carolina)
- 2x NCAA National Champion (2017, 2022)
- 6 30-Win Seasons
- 8 Regular-Season Conference Titles (SEC 2014, 2015, 2016, 2017, 2020, 2022, 2023; A-10 2008)
- 11 Conference Tournament Titles (SEC 2015, 2016, 2017, 2018, 2020, 2021, 2023; A-10 2002, 2004, 2005, 2006)
- 4-time National Coach of the Year (2014, 2020, 2022, 2023)
- 4-time WBCA Region Coach of the Year (Region 3 2014, 2015, 2016; Region 1 2005)
- Eight-time Conference Coach of the Year (SEC 2014, 2015, 2016, 2020, 2022, 2023; A-10 2004, 2005)

#### USA Basketball

- Senior National Team Head Coach (2017-21) – Tokyo Olympics gold (2020); FIBA AmeriCup gold (2021); co-National Coach of the Year (2021); FIBA AmeriCup gold (2019), FIBA World Cup gold (2018), National Coach of the Year (2018)
- Senior National Team Asst. Coach (2006-08, 2014-16) – Rio Olympics gold medal (2016), FIBA World Championship gold medal (2014), Beijing Olympics gold medal (2008), FIBA Americas Championship gold medal (2007), FIBA World Championship bronze medal (2006)
- U19 National Team Head Coach – FIBA U19 World Championship gold medal (2015), co-National Coach of the Year (2015)
- U18 National Team Head Coach – FIBA U18 Americas Championship gold medal (2014)
- Pan Am Games Head Coach – Gold medal (2007)

### Playing Highlights

#### U.S. Professional – 11 seasons

- Five-time WNBA All-Star (2001, 2002, 2003, 2005, 2006)
- Two-time ABL All-Star (1997, 1998)
- WNBA All-Decade Team

#### USA Basketball

- Olympic gold medalist (1996, 2000, 2004)
- Flag bearer for U.S. in Olympic Games Opening Ceremony (2004)
- Two-time USA Basketball Female Athlete of the Year (1994, 2004)

#### College – Virginia (1989-92)

- Kodak All-America (1990, 1991, 1992)
- Honda-Broderick Cup Award for Collegiate Female Athlete of the Year (1991)
- Two-time ACC Player of the Year (1991, 1992)
- NCAA Tournament MOP (1991)

### Other Notables

- Naismith Memorial Basketball Hall of Fame, Class of 2013
- Order of the Palmetto Recipient (2013)
- Women's Basketball Hall of Fame, Class of 2012
- Two-time Wanamaker Award (1997, 2005)
- Henry P. Iba Citizenship Award (2007)



## STALEY ERA SINGLE-GAME RECORDS

## Scoring

Most	Points
1. vs. Charleston, 11/25/20	119
2. vs. <i>Maryland</i> , 11/12/23	114
3. vs. Savannah State, 12/14/14	111
4. vs. <i>Clemson</i> , 11/16/23	109
5. at Vanderbilt, 1/14/21	106

Fewest	Points
1. at Stanford, 11/26/10	32*
2. vs. Georgia, 3/4/11	34
3. vs. Mississippi State, 3/5/09	39
4. at Georgia, 1/13/13	40
5. at Mississippi State, 2/26/09	41

Fewest Allowed	Points
1. vs. Howard, 3/18/22	21*
vs. South Carolina State, 12/14/11	21*
3. vs. Charleston Southern, 12/18/22	23
4. vs. Presbyterian, 11/27/11	24
5. vs. NC Central, 12/1/14	26
vs. SC State, 12/22/13	26

Most Allowed	Points
1. at Connecticut, 2/11/19	97
2. vs. Arkansas, 3/8/19	95
3. vs. Baylor, 12/2/18	94
vs. Connecticut, 3/26/18	94
at Clemson, 11/19/09	94

## Margin of Outcome

Victory	Score	Margin
1. vs. Charleston, 11/25/20	119-38	+81
2. vs. East Tennessee State, 11/7/22	101-31	+70
vs. Charleston Southern, 11/8/13	99-29	+70
4. vs. Alabama State, 11/10/17	99-31	+68
5. vs. <i>Clemson</i> , 11/16/23	109-40	+69

Defeat	Score	Margin
1. at Stanford, 11/26/10	32-70	-38
2. vs. Georgia, 3/4/11	34-66	-32
3. vs. Stanford, 12/19/08	47-78	-31
4. at Penn State, 11/21/10	48-78	-30
5. vs. Connecticut, 3/26/18	65-94	-29
vs. Connecticut, 12/28/08	48-77	-29

## Field Goals

Made	FGM
1. vs. <i>Clemson</i> , 11/16/23	44
2. vs. <i>Maryland</i> , 11/12/23	43
vs. <i>Notre Dame</i> , 11/6/23	43
vs. Coastal Carolina, 12/21/22	43
5. at Vanderbilt, 1/14/21	42
vs. Charleston, 11/25/20	42

Attempts	FGA
1. vs. <i>Clemson</i> , 11/16/23	83
vs. <i>Maryland</i> , 11/12/23	83
3. vs. Arkansas, 3/7/20	82
4. at Arkansas, 2/3/19	80
5. 4x, most recent	
vs. <i>South Dakota State</i> , 11/20/23	79
vs. <i>Notre Dame</i> , 11/6/23	79

Highest Percentage (Min. 40 FGA)	FGM-A	Pct
1. at Vanderbilt, 1/18/18	36-54	.667
2. vs. Auburn, 1/5/23	36-57	.647
3. vs. Savannah State, 3/20/15	34-53	.642
4. at Alabama, 1/8/15	37-58	.638
5. vs. Kentucky, 1/12/23	35-55	.636

Lowest Percentage (Min. 40 FGA)	FGM-A	Pct
1. at Stanford, 11/26/10	12-55	.218
2. vs. Georgia, 3/4/11	12-52	.231
3. at Florida, 1/20/13	15-64	.234
4. at Kentucky, 2/5/09	13-55	.236
5. at Georgia, 1/2/11	13-54	.241

Lowest %age Allowed (Min. 40 FGA)	FGM-A	Pct
1. vs. South Carolina State, 12/14/11	6-48	.125
2. vs. Howard, 3/18/22	8-54	.148
3. vs. Charleston Southern, 12/18/22	8-50	.160
vs. NC Central, 12/2/13	8-50	.160
5. vs. East Tenn. State, 11/7/22	10-57	.175

Highest %age Allowed (Min. 40 FGA)	FGM-A	Pct
1. vs. Connecticut, 3/26/18	37-63	.587
2. vs. Connecticut, 2/11/19	37-65	.569
3. vs. Connecticut, 12/28/08	35-62	.565
vs. Florida, 1/9/11	26-46	.565
5. vs. Tennessee, 1/14/18	31-55	.564

## 3-Point Field Goals

Made	3FGM
1. vs. Minnesota, 12/11/16	16
2. vs. Temple, 12/21/18	15
3. vs. Appalachian State, 12/5/18	14
at Auburn, 1/5/17	14
5. at Iowa State, 12/6/20	13

Attempts	3FGA
1. vs. Howard, 3/18/22	38
2. vs. Minnesota, 12/11/16	33
3. vs. Syracuse, 3/25/16	32
4. vs. Temple, 12/21/18	31
5. vs. Drake, 11/24/18 (includes overtime)	30

Percentage (Min. 5 3FGA)	3FGM-A	Pct
1. vs. ETSU, 11/22/18	11-16	.688
2. vs. Kentucky, 2/18/18	6-9	.667
vs. Oregon State, 3/25/14	4-6	.667
vs. Ole Miss, 1/30/14	4-6	.667
vs. Savannah State, 12/28/13	4-6	.667
vs. Western Carolina, 12/29/12	6-9	.667
at Alabama, 1/10/10	8-12	.667
vs. Charlotte, 12/21/08	8-12	.667

## Free Throws

Made	FTM
1. vs. Savannah State, 12/14/14	34
vs. Oregon State, 3/25/14	34
3. vs. Missouri, 1/10/16	32
vs. Ole Miss, 1/30/14	32
at Mississippi State, 1/6/12	32

Attempts	FTA
1. at Mississippi State, 1/6/13	50
2. vs. Savannah State, 12/28/13	48
3. vs. Charleston, 11/25/20	47
vs. Savannah State, 12/14/14	47
5. vs. Missouri, 2/2/14	46

Percentage (Min. 10 FTA)	FTM-A	Pct
1. vs. Alabama, 1/31/21	19-20	.950
2. vs. Quinnipiac, 3/25/17	18-19	.947
3. at Texas A&M, 2/23/17	15-16	.923
4. vs. Kentucky, 2/18/18	23-25	.920
5. vs. N.C. A&T, 11/29/21	11-12	.917
vs. Temple, 12/21/18	11-12	.917

## Rebounding

Total	Rebs
1. vs. Arkansas, 1/22/23	74
2. vs. <i>Clemson</i> , 11/16/23	73
vs. Charleston, 11/25/20	73
4. vs. Howard, 3/18/22	69
5. vs. Coastal Carolina, 12/21/22	64

Margin	Rebs	Margin
1. vs. Arkansas, 1/22/23	74-17	+57
2. vs. Hampton, 11/27/22	62-15	+47
3. vs. <i>Clemson</i> , 11/16/23	73-27	+46
4. vs. Charleston, 11/25/20	73-28	+45
5. vs. Howard, 3/18/22	69-28	+41

Offensive	Off. Rebs
1. vs. Arkansas, 1/22/23	32
2. vs. Tennessee, 2/20/22	31
3. vs. Howard, 3/18/22	30
4. vs. Elon, 11/9/12	29
5. vs. Arkansas, 3/7/20	28

## Turnovers

Fewest	TOs
1. at Tennessee, 2/2/12	4
2. 10 times, most recent, at Ole Miss, 1/4/18	5

Most	TOs
1. at Wake Forest, 12/3/08	32
2. at Ole Miss, 2/25/16	29
vs. Hampton, 11/22/12	29
vs. Kentucky, 1/15/12	29
5. at Kentucky, 1/13/11	28

## Assists

1. vs. <i>Clemson</i> , 11/16/23	30
vs. <i>Maryland</i> , 11/12/23	30
3. vs. <i>Notre Dame</i> , 11/6/23	29
vs. Minnesota, 12/11/16	29
5. vs. Buffalo, 11/20/21	26
vs. NC Central, 12/1/14	26

## Steals

1. at Alabama State, 11/11/18	22
2. vs. Alabama State, 11/10/17	21
vs. NC Central, 12/1/14	21
vs. Furman, 12/11/11	21
5. vs. San Diego State, 11/23/14	18

## Blocked Shots

1. vs. Appalachian State, 11/17/19	17*
2. vs. <i>South Dakota State</i> , 11/20/23	16
vs. Coastal Carolina, 12/21/22	16
vs. Kansas State, 12/3/21	16
vs. <i>Clemson</i> , 11/15/18	16
vs. Winthrop, 12/13/15	16

\* indicates also a school record





Official Basketball Box Score - Final
Notre Dame at South Carolina
11/06/23 Hale Georges Center arena, Paris
2023-24 Women's Basketball

Game Time: 1:00 PM
Game Duration: 2:03
Attendance: 3,203

Officials: Gina Cross, Maj Forsberg, Angelica Suffren

Table with columns: NO. Name, Min, FG, 3P, FT, Rebounds, Fouls, TP, AS, TO, ST, Blocks, +/-

Shooting By Period table with columns: 1st, 2nd, 3rd, 4th, GM FG%, 3PT%, FT%

Table with columns: NO. Name, Min, FG, 3P, FT, Rebounds, Fouls, TP, AS, TO, ST, Blocks, +/-

Shooting By Period table with columns: 1st, 2nd, 3rd, 4th, GM FG%, 3PT%, FT%

Summary table with columns: UND, USC, Points from, Turnovers, Paint, Second Chance, Fast Breaks, Bench



Official Basketball Box Score - Final
Maryland at South Carolina
11/12/23 Colonial Life Arena, Columbia
2023-24 Women's Basketball

Game Time: 1:00 PM
Game Duration: 1:52
Attendance: 16,007

Officials: Kevin Penhale, Brian Hall, Natasha Curry

Table with columns: NO. Name, Min, FG, 3P, FT, Rebounds, Fouls, TP, AS, TO, ST, Blocks, +/-

Shooting By Period table with columns: 1st, 2nd, 3rd, 4th, GM FG%, 3PT%, FT%

Table with columns: NO. Name, Min, FG, 3P, FT, Rebounds, Fouls, TP, AS, TO, ST, Blocks, +/-

Shooting By Period table with columns: 1st, 2nd, 3rd, 4th, GM FG%, 3PT%, FT%

Summary table with columns: MAR, USC, Points from, Turnovers, Paint, Second Chance, Fast Breaks, Bench



Official Basketball Box Score - Final
Clemson at South Carolina
11/16/23 Colonial Life Arena, Columbia
2023-24 Women's Basketball

Game Time: 7:00 PM
Game Duration: 1:46
Attendance: 16,820

Officials: Roy Gubeyan, Denise Brooks, Tori Pallo

Table with columns: NO. Name, Min, FG, 3P, FT, Rebounds, Fouls, TP, AS, TO, ST, Blocks, +/-

Shooting By Period table with columns: 1st, 2nd, 3rd, 4th, GM FG%, 3PT%, FT%

Table with columns: NO. Name, Min, FG, 3P, FT, Rebounds, Fouls, TP, AS, TO, ST, Blocks, +/-

Shooting By Period table with columns: 1st, 2nd, 3rd, 4th, GM FG%, 3PT%, FT%

Summary table with columns: CLE, USC, Points from, Turnovers, Paint, Second Chance, Fast Breaks, Bench



Official Basketball Box Score - Final
South Dakota St. at South Carolina
11/20/23 Colonial Life Arena, Columbia
2023-24 Women's Basketball

Game Time: 7:00 PM
Game Duration: 1:40
Attendance: 14,799

Officials: Angelica Suffren, Puulani Spurlock-Welsh, Cameron Inyore

Table with columns: NO. Name, Min, FG, 3P, FT, Rebounds, Fouls, TP, AS, TO, ST, Blocks, +/-

Shooting By Period table with columns: 1st, 2nd, 3rd, 4th, GM FG%, 3PT%, FT%

Table with columns: NO. Name, Min, FG, 3P, FT, Rebounds, Fouls, TP, AS, TO, ST, Blocks, +/-

Shooting By Period table with columns: 1st, 2nd, 3rd, 4th, GM FG%, 3PT%, FT%

Summary table with columns: SDS, USC, Points from, Turnovers, Paint, Second Chance, Fast Breaks, Bench



2023-24 South Carolina Women's Basketball  
Team Game-by-Game  
All games

Page 1/1  
as of Nov 21, 2023

Opponent	Date	Score	W	Total		3-Pointers		Free throws		Rebounds										
				FG-FGA	PCT	3FG-3FGA	PCT	FT-FTA	PCT	OFF	DEF	TOT	AVG	PF	A	TO	BLK	STL	PTS	AVG
vs Notre Dame	11/06/2023	100-71	W	43-79	.544	5-16	.313	9-13	.692	16	31	47	47.0	18	29	14	11	12	100	100.0
Maryland	11/12/2023	114-76	W	43-83	.518	12-24	.500	16-25	.640	19	34	53	50.0	20	30	10	11	9	114	107.0
Clemson	11/16/2023	109-40	W	44-83	.530	10-26	.385	11-20	.550	25	48	73	57.7	16	30	13	9	11	109	107.7
South Dakota St.	11/20/2023	78-38	W	34-79	.430	0-12	.000	10-18	.556	21	31	52	56.3	7	16	7	16	15	78	100.3
<b>Total</b>		<b>401</b>		<b>164-324</b>	<b>.506</b>	<b>27-78</b>	<b>.346</b>	<b>46-76</b>	<b>.605</b>	<b>81</b>	<b>144</b>	<b>225</b>	<b>56.3</b>	<b>61</b>	<b>105</b>	<b>44</b>	<b>47</b>	<b>47</b>	<b>401</b>	<b>100.3</b>
Opponents		225		87-281	.310	21-83	.253	30-48	.625	56	87	143	35.8	68	39	70	8	23	225	56.3

South Carolina Averages

Games Played	Points/game	FG Pct	3FG Pct	FT Pct	Rebounds/game	Assists/game	Turnovers/game	Assist/Turnover ratio	Steals/game	Blocks/game
4	100.3	50.6	34.6	60.5	56.3	26.3	11.0	2.4	11.8	11.8



2023-24 South Carolina Women's Basketball  
Opponents Game-by-Game  
All games

Page 1/1  
as of Nov 21, 2023

Opponent	Date	Score	W	Total		3-Pointers		Free throws		Rebounds										
				FG-FGA	PCT	3FG-3FGA	PCT	FT-FTA	PCT	OFF	DEF	TOT	AVG	PF	A	TO	BLK	STL	PTS	AVG
vs Notre Dame	11/06/2023	100-71	W	25-76	.329	6-20	.300	15-21	.714	21	23	44	44.0	19	12	18	4	9	71	71.0
Maryland	11/12/2023	114-76	W	29-71	.408	10-22	.455	8-12	.667	11	22	33	38.5	22	15	15	1	4	76	73.5
Clemson	11/16/2023	109-40	W	16-72	.222	3-28	.107	5-11	.455	11	16	27	34.7	12	7	16	1	7	40	62.3
South Dakota St.	11/20/2023	78-38	W	17-62	.274	2-13	.154	2-4	.500	13	26	39	35.8	15	5	21	2	3	38	56.3
<b>Total</b>		<b>225</b>		<b>87-281</b>	<b>.310</b>	<b>21-83</b>	<b>.253</b>	<b>30-48</b>	<b>.625</b>	<b>56</b>	<b>87</b>	<b>143</b>	<b>35.8</b>	<b>68</b>	<b>39</b>	<b>70</b>	<b>8</b>	<b>23</b>	<b>225</b>	<b>56.3</b>
South Carolina		401		164-324	.506	27-78	.346	46-76	.605	81	144	225	56.3	61	105	44	47	47	401	100.3

Opponents Averages

Games Played	Points/game	FG Pct	3FG Pct	FT Pct	Rebounds/game	Assists/game	Turnovers/game	Assist/Turnover ratio	Steals/game	Blocks/game
4	56.3	31.0	25.3	62.5	35.8	9.8	17.5	0.6	5.8	2.0



**2023-24 South Carolina Women's Basketball**  
**Points-rebounds-assists**  
**All games**

Page 1/1  
 as of Nov 21, 2023

Opponent	Date	Score	0	2	5	10	12	20	21	23	24	25	35
vs Notre Dame	11/06/2023	100-71	PAOPAO, TE	WATKINS, AS	JOHNSON, TE	CARDOSO, KA	FULWILEY, M	FEAGIN, SAN	KITTS, CHLO	HALL, BREE	JAH, SAHNYA	JOHNSON, RA	WALKER, SAK
Maryland	11/12/2023	114-76	14-3-6	7-5-2	1-0-2	20-15-1	17-1-6	12-4-0	7-1-2	7-3-1	4-5-2	11-2-7	0-1-0
Clemson	11/16/2023	109-40	14-0-8	13-11-2	12-7-4	12-7-2	12-1-2	8-6-1	13-10-1	12-1-2	7-1-0	8-3-8	3-1-0
South Dakota St.	11/20/2023	78-38	14-3-1	12-10-1	DNP	15-13-4	18-9-3	6-6-1	12-2-1	8-5-1	8-4-1	6-8-17	10-6-0
			DNP	8-5-3	DNP	23-10-0	11-5-3	6-6-1	5-9-0	5-7-2	2-1-1	18-3-6	0-1-0





2023-24 South Carolina Women's Basketball  
Individual Game-by-Game  
All games

Page 1/11  
as of Nov 21, 2023

#0 PAOPAO, Te-Hina

Opponent	Date	GS	MIN	Total		3-Pointers		Free throws		Rebounds				PF	A	TO	BLK	STL	PTS	AVG
				FG-FGA	PCT	3FG-3FGA	PCT	FT-FTA	PCT	OFF	DEF	TOT	AVG							
vs Notre Dame	11/06/2023	*	27:28	6-10	.600	2-4	.500	0-0	.000	0	3	3	3.0	1	6	1	0	3	14	14.0
Maryland	11/12/2023	*	29:55	5-12	.417	4-8	.500	0-0	.000	0	0	0	1.5	1	8	3	0	1	14	14.0
Clemson	11/16/2023	*	19:19	5-8	.625	4-5	.800	0-0	.000	1	2	3	2.0	0	1	2	0	0	14	14.0
<b>Totals</b>		<b>3</b>	<b>76:42</b>	<b>16-30</b>	<b>.533</b>	<b>10-17</b>	<b>.588</b>	<b>0-0</b>	<b>.000</b>	<b>1</b>	<b>5</b>	<b>6</b>	<b>2.0</b>	<b>2</b>	<b>15</b>	<b>6</b>	<b>0</b>	<b>4</b>	<b>42</b>	<b>14.0</b>

PAOPAO, Te-hina

SEASON	TEAM	GP-GS	MIN/AVG	Field Goals		3-Point		F-Throws		Rebounds				Scoring						
				FG-FGA	FG%	3FG-3FGA	3FG%	FT-FTA	FT%	OFF	DEF	TOT	AVG	PF-FO	A	TO	BLK	STL	PTS	AVG
2020-21	Oregon	19-19	540/28.4	78-180	.433	30-76	.395	8-10	.800	14	47	61	3.2	27-0	84	35	5	27	194	10.2
2021-22	Oregon	23-22	752/32.7	118-305	.387	36-120	.300	40-46	.870	21	71	92	4.0	29-0	76	46	3	25	312	13.6
2022-23	Oregon	35-35	1139/32.5	166-377	.440	81-191	.424	44-50	.880	38	110	148	4.2	36-0	117	64	11	45	457	13.1
2023-24	USC	3-3	77/25.6	16-30	.533	10-17	.588	0-0	.000	1	5	6	2.0	2-0	15	6	0	4	42	14.0
<b>TOTAL FOR USC</b>	<b>3-3</b>	<b>77/25.6</b>	<b>16-30</b>	<b>.533</b>	<b>10-17</b>	<b>.588</b>	<b>0-0</b>	<b>.000</b>	<b>1</b>	<b>5</b>	<b>6</b>	<b>2.0</b>	<b>2-0</b>	<b>15</b>	<b>6</b>	<b>0</b>	<b>4</b>	<b>42</b>	<b>14.0</b>	
<b>TOTAL</b>	<b>80-79</b>	<b>2508/31.3</b>	<b>378-892</b>	<b>.424</b>	<b>157-404</b>	<b>.389</b>	<b>92-106</b>	<b>.868</b>	<b>74</b>	<b>233</b>	<b>307</b>	<b>3.8</b>	<b>94-0</b>	<b>292</b>	<b>151</b>	<b>19</b>	<b>101</b>	<b>1005</b>	<b>12.6</b>	



2023-24 South Carolina Women's Basketball  
Individual Game-by-Game  
All games

Page 2/11  
as of Nov 21, 2023

#2 WATKINS, Ashlyn

Opponent	Date	GS	MIN	Total		3-Pointers		Free throws		Rebounds				PF	A	TO	BLK	STL	PTS	AVG
				FG-FGA	PCT	3FG-3FGA	PCT	FT-FTA	PCT	OFF	DEF	TOT	AVG							
vs Notre Dame	11/06/2023		17:49	3-4	.750	0-0	.000	1-1	1.000	1	4	5	5.0	3	2	1	4	0	7	7.0
Maryland	11/12/2023		16:39	5-10	.500	0-0	.000	3-5	.600	7	4	11	8.0	4	2	0	5	1	13	10.0
Clemson	11/16/2023		24:46	6-10	.600	0-0	.000	0-0	.000	6	4	10	8.7	0	1	0	4	1	12	10.7
South Dakota St.	11/20/2023		18:25	4-9	.444	0-0	.000	0-2	.000	2	3	5	7.8	2	3	2	3	4	8	10.0
<b>Totals</b>		<b>0</b>	<b>77:39</b>	<b>18-33</b>	<b>.545</b>	<b>0-0</b>	<b>.000</b>	<b>4-8</b>	<b>.500</b>	<b>16</b>	<b>15</b>	<b>31</b>	<b>7.8</b>	<b>9</b>	<b>8</b>	<b>3</b>	<b>16</b>	<b>6</b>	<b>40</b>	<b>10.0</b>

WATKINS, Ashlyn

SEASON	TEAM	GP-GS	MIN/AVG	Field Goals		3-Point		F-Throws		Rebounds				Scoring						
				FG-FGA	FG%	3FG-3FGA	3FG%	FT-FTA	FT%	OFF	DEF	TOT	AVG	PF-FO	A	TO	BLK	STL	PTS	AVG
2022-23	USC	32-0	342/10.7	67-119	.563	1-3	.333	23-49	.469	41	58	99	3.1	31-0	14	28	25	22	158	4.9
2023-24	USC	4-0	78/19.4	18-33	.545	0-0	.000	4-8	.500	16	15	31	7.8	9-0	8	3	16	6	40	10.0
<b>TOTAL</b>	<b>36-0</b>	<b>420/11.7</b>	<b>85-152</b>	<b>.559</b>	<b>1-3</b>	<b>.333</b>	<b>27-57</b>	<b>.474</b>	<b>57</b>	<b>73</b>	<b>130</b>	<b>3.6</b>	<b>40-0</b>	<b>22</b>	<b>31</b>	<b>41</b>	<b>28</b>	<b>198</b>	<b>5.5</b>	



2023-24 South Carolina Women's Basketball  
Individual Game-by-Game  
All games

Page 3/11  
as of Nov 21, 2023

#5 JOHNSON, Tessa

Opponent	Date	GS	MIN	Total		3-Pointers		Free throws		Rebounds				PF	A	TO	BLK	STL	PTS	AVG
				FG-FGA	PCT	3FG-3FGA	PCT	FT-FTA	PCT	OFF	DEF	TOT	AVG							
vs Notre Dame	11/06/2023		12:28	0-2	.000	0-1	.000	1-2	.500	0	0	0	0.0	1	2	1	0	1	1	1.0
Maryland	11/12/2023		18:32	4-7	.571	2-4	.500	2-3	.667	0	7	7	3.5	3	4	2	0	3	12	6.5
<b>Totals</b>		<b>0</b>	<b>31:00</b>	<b>4-9</b>	<b>.444</b>	<b>2-5</b>	<b>.400</b>	<b>3-5</b>	<b>.600</b>	<b>0</b>	<b>7</b>	<b>7</b>	<b>3.5</b>	<b>4</b>	<b>6</b>	<b>3</b>	<b>0</b>	<b>4</b>	<b>13</b>	<b>6.5</b>

JOHNSON, Tessa

				Field Goals		3-Point		F-Throws		Rebounds				Scoring						
SEASON	TEAM	GP-GS	MIN/AVG	FG-FGA	FG%	3FG-3FGA	3FG%	FT-FTA	FT%	OFF	DEF	TOT	AVG	PF-FO	A	TO	BLK	STL	PTS	AVG
2023-24	USC	2-0	31/15.5	4-9	.444	2-5	.400	3-5	.600	0	7	7	3.5	4-0	6	3	0	4	13	6.5
<b>TOTAL</b>		<b>2-0</b>	<b>31/15.5</b>	<b>4-9</b>	<b>.444</b>	<b>2-5</b>	<b>.400</b>	<b>3-5</b>	<b>.600</b>	<b>0</b>	<b>7</b>	<b>7</b>	<b>3.5</b>	<b>4-0</b>	<b>6</b>	<b>3</b>	<b>0</b>	<b>4</b>	<b>13</b>	<b>6.5</b>



2023-24 South Carolina Women's Basketball  
Individual Game-by-Game  
All games

Page 4/11  
as of Nov 21, 2023

#10 CARDOSO, Kamilla

Opponent	Date	GS	MIN	Total		3-Pointers		Free throws		Rebounds				PF	A	TO	BLK	STL	PTS	AVG
				FG-FGA	PCT	3FG-3FGA	PCT	FT-FTA	PCT	OFF	DEF	TOT	AVG							
vs Notre Dame	11/06/2023	*	24:22	9-14	.643	0-0	.000	2-3	.667	6	9	15	15.0	2	1	2	4	0	20	20.0
Maryland	11/12/2023	*	24:52	5-7	.714	0-0	.000	2-2	1.000	1	6	7	11.0	4	2	1	2	0	12	16.0
Clemson	11/16/2023	*	22:57	6-9	.667	0-0	.000	3-7	.429	4	9	13	11.7	1	4	2	3	0	15	15.7
South Dakota St.	11/20/2023	*	32:10	8-12	.667	0-0	.000	7-8	.875	5	5	10	11.3	1	0	0	6	1	23	17.5
<b>Totals</b>		<b>4</b>	<b>104:21</b>	<b>28-42</b>	<b>.667</b>	<b>0-0</b>	<b>.000</b>	<b>14-20</b>	<b>.700</b>	<b>16</b>	<b>29</b>	<b>45</b>	<b>11.3</b>	<b>8</b>	<b>7</b>	<b>5</b>	<b>15</b>	<b>1</b>	<b>70</b>	<b>17.5</b>

CARDOSO, Kamilla

				Field Goals		3-Point		F-Throws		Rebounds				Scoring						
SEASON	TEAM	GP-GS	MIN/AVG	FG-FGA	FG%	3FG-3FGA	3FG%	FT-FTA	FT%	OFF	DEF	TOT	AVG	PF-FO	A	TO	BLK	STL	PTS	AVG
2020-21	SU	24-23	565/23.5	132-229	.576	0-1	.000	62-103	.602	82	111	193	8.0	65-0	16	42	65	15	326	13.6
2021-22	USC	32-0	424/13.3	68-123	.553	0-0	.000	38-53	.717	61	103	164	5.1	49-0	31	39	46	11	174	5.4
2022-23	USC	36-0	678/18.8	138-247	.559	0-0	.000	77-111	.694	134	173	307	8.5	69-1	33	39	70	14	353	9.8
2023-24	USC	4-4	104/26.1	28-42	.667	0-0	.000	14-20	.700	16	29	45	11.3	8-0	7	5	15	1	70	17.5
<b>TOTAL FOR USC</b>		<b>72-4</b>	<b>1206/16.8</b>	<b>234-412</b>	<b>.568</b>	<b>0-0</b>	<b>.000</b>	<b>129-184</b>	<b>.701</b>	<b>211</b>	<b>305</b>	<b>516</b>	<b>7.2</b>	<b>126-1</b>	<b>71</b>	<b>83</b>	<b>131</b>	<b>26</b>	<b>597</b>	<b>8.3</b>
<b>TOTAL</b>		<b>96-27</b>	<b>1771/18.4</b>	<b>366-641</b>	<b>.571</b>	<b>0-1</b>	<b>.000</b>	<b>191-287</b>	<b>.666</b>	<b>293</b>	<b>416</b>	<b>709</b>	<b>7.4</b>	<b>191-1</b>	<b>87</b>	<b>125</b>	<b>196</b>	<b>41</b>	<b>923</b>	<b>9.6</b>



2023-24 South Carolina Women's Basketball  
Individual Game-by-Game  
All games

Page 5/11  
as of Nov 21, 2023

#12 FULWILEY, MiLaysia

Opponent	Date	GS	MIN	Total		3-Pointers		Free throws		Rebounds				PF	A	TO	BLK	STL	PTS	AVG
				FG-FGA	PCT	3FG-3FGA	PCT	FT-FTA	PCT	OFF	DEF	TOT	AVG							
vs Notre Dame	11/06/2023		25:57	8-14	.571	1-4	.250	0-2	.000	0	1	1	1.0	2	6	1	1	6	17	17.0
Maryland	11/12/2023		14:46	4-8	.500	2-4	.500	2-2	1.000	0	1	1	1.0	2	2	1	2	2	12	14.5
Clemson	11/16/2023		16:11	7-13	.538	4-7	.571	0-0	.000	3	6	9	3.7	5	3	3	0	1	18	15.7
South Dakota St.	11/20/2023	*	34:16	5-16	.313	0-4	.000	1-1	1.000	2	3	5	4.0	2	3	2	2	0	11	14.5
<b>Totals</b>		<b>1</b>	<b>91:11</b>	<b>24-51</b>	<b>.471</b>	<b>7-19</b>	<b>.368</b>	<b>3-5</b>	<b>.600</b>	<b>5</b>	<b>11</b>	<b>16</b>	<b>4.0</b>	<b>11</b>	<b>14</b>	<b>7</b>	<b>5</b>	<b>9</b>	<b>58</b>	<b>14.5</b>

FULWILEY, Milaysia

				Field Goals		3-Point		F-Throws		Rebounds				Scoring						
SEASON	TEAM	GP-GS	MIN/AVG	FG-FGA	FG%	3FG-3FGA	3FG%	FT-FTA	FT%	OFF	DEF	TOT	AVG	PF-FO	A	TO	BLK	STL	PTS	AVG
2023-24	USC	4-1	91/22.8	24-51	.471	7-19	.368	3-5	.600	5	11	16	4.0	11-1	14	7	5	9	58	14.5
<b>TOTAL</b>		<b>4-1</b>	<b>91/22.8</b>	<b>24-51</b>	<b>.471</b>	<b>7-19</b>	<b>.368</b>	<b>3-5</b>	<b>.600</b>	<b>5</b>	<b>11</b>	<b>16</b>	<b>4.0</b>	<b>11-1</b>	<b>14</b>	<b>7</b>	<b>5</b>	<b>9</b>	<b>58</b>	<b>14.5</b>



2023-24 South Carolina Women's Basketball  
Individual Game-by-Game  
All games

Page 6/11  
as of Nov 21, 2023

#20 FEAGIN, Sania

Opponent	Date	GS	MIN	Total		3-Pointers		Free throws		Rebounds				PF	A	TO	BLK	STL	PTS	AVG
				FG-FGA	PCT	3FG-3FGA	PCT	FT-FTA	PCT	OFF	DEF	TOT	AVG							
vs Notre Dame	11/06/2023		13:56	6-9	.667	0-0	.000	0-0	.000	3	1	4	4.0	2	0	2	0	0	12	12.0
Maryland	11/12/2023		13:36	4-7	.571	0-0	.000	0-0	.000	3	3	6	5.0	3	1	0	0	0	8	10.0
Clemson	11/16/2023		20:42	2-6	.333	0-2	.000	2-4	.500	2	4	6	5.3	1	1	1	0	1	6	8.7
South Dakota St.	11/20/2023		15:29	3-8	.375	0-0	.000	0-0	.000	2	4	6	5.5	0	1	0	1	1	6	8.0
<b>Totals</b>		<b>0</b>	<b>63:43</b>	<b>15-30</b>	<b>.500</b>	<b>0-2</b>	<b>.000</b>	<b>2-4</b>	<b>.500</b>	<b>10</b>	<b>12</b>	<b>22</b>	<b>5.5</b>	<b>6</b>	<b>3</b>	<b>3</b>	<b>1</b>	<b>2</b>	<b>32</b>	<b>8.0</b>

FEAGIN, Sania

				Field Goals		3-Point		F-Throws		Rebounds				Scoring						
SEASON	TEAM	GP-GS	MIN/AVG	FG-FGA	FG%	3FG-3FGA	3FG%	FT-FTA	FT%	OFF	DEF	TOT	AVG	PF-FO	A	TO	BLK	STL	PTS	AVG
2021-22	USC	31-0	132/4.3	21-34	.618	0-0	.000	16-28	.571	14	31	45	1.5	19-0	6	18	12	5	58	1.9
2022-23	USC	27-0	213/7.9	54-90	.600	1-1	1.000	22-30	.733	29	36	65	2.4	31-0	7	22	19	4	131	4.9
2023-24	USC	4-0	64/15.9	15-30	.500	0-2	.000	2-4	.500	10	12	22	5.5	6-0	3	3	1	2	32	8.0
<b>TOTAL</b>		<b>62-0</b>	<b>409/6.6</b>	<b>90-154</b>	<b>.584</b>	<b>1-3</b>	<b>.333</b>	<b>40-62</b>	<b>.645</b>	<b>53</b>	<b>79</b>	<b>132</b>	<b>2.1</b>	<b>56-0</b>	<b>16</b>	<b>43</b>	<b>32</b>	<b>11</b>	<b>221</b>	<b>3.6</b>





2023-24 South Carolina Women's Basketball  
Individual Game-by-Game  
All games

Page 7/11  
as of Nov 21, 2023

#21 KITTS, Chloe

Opponent	Date	GS	MIN	Total		3-Pointers		Free throws		Rebounds				PF	A	TO	BLK	STL	PTS	AVG
				FG-FGA	PCT	3FG-3FGA	PCT	FT-FTA	PCT	OFF	DEF	TOT	AVG							
vs Notre Dame	11/06/2023	*	12:55	2-3	.667	0-0	.000	3-3	1.000	0	1	1	1.0	1	2	1	2	0	7	7.0
Maryland	11/12/2023	*	20:38	5-11	.455	0-0	.000	3-6	.500	3	7	10	5.5	0	1	0	1	1	13	10.0
Clemson	11/16/2023	*	10:28	5-6	.833	0-0	.000	2-3	.667	1	1	2	4.3	0	1	0	0	1	12	10.7
South Dakota St.	11/20/2023	*	19:05	2-7	.286	0-1	.000	1-4	.250	3	6	9	5.5	2	0	1	1	0	5	9.3
<b>Totals</b>		<b>4</b>	<b>63:06</b>	<b>14-27</b>	<b>.519</b>	<b>0-1</b>	<b>.000</b>	<b>9-16</b>	<b>.563</b>	<b>7</b>	<b>15</b>	<b>22</b>	<b>5.5</b>	<b>3</b>	<b>4</b>	<b>2</b>	<b>4</b>	<b>2</b>	<b>37</b>	<b>9.3</b>

KITTS, Chloe

SEASON	TEAM	GP-GS	MIN/AVG	Field Goals		3-Point		F-Throws		Rebounds				Scoring						
				FG-FGA	FG%	3FG-3FGA	3FG%	FT-FTA	FT%	OFF	DEF	TOT	AVG	PF-FO	A	TO	BLK	STL	PTS	AVG
2022-23	USC	18-0	124/6.9	12-32	.375	1-4	.250	4-8	.500	9	20	29	1.6	11-0	12	8	1	4	29	1.6
2023-24	USC	4-4	63/15.8	14-27	.519	0-1	.000	9-16	.563	7	15	22	5.5	3-0	4	2	4	2	37	9.3
<b>TOTAL</b>		<b>22-4</b>	<b>188/8.5</b>	<b>26-59</b>	<b>.441</b>	<b>1-5</b>	<b>.200</b>	<b>13-24</b>	<b>.542</b>	<b>16</b>	<b>35</b>	<b>51</b>	<b>2.3</b>	<b>14-0</b>	<b>16</b>	<b>10</b>	<b>5</b>	<b>6</b>	<b>66</b>	<b>3.0</b>



2023-24 South Carolina Women's Basketball  
Individual Game-by-Game  
All games

Page 8/11  
as of Nov 21, 2023

#23 HALL, Bree

Opponent	Date	GS	MIN	Total		3-Pointers		Free throws		Rebounds				PF	A	TO	BLK	STL	PTS	AVG
				FG-FGA	PCT	3FG-3FGA	PCT	FT-FTA	PCT	OFF	DEF	TOT	AVG							
vs Notre Dame	11/06/2023	*	26:25	2-8	.250	1-4	.250	2-2	1.000	1	2	3	3.0	0	1	0	0	0	7	7.0
Maryland	11/12/2023	*	23:53	5-9	.556	2-4	.500	0-0	.000	1	0	1	2.0	2	2	2	1	0	12	9.5
Clemson	11/16/2023	*	23:34	3-10	.300	1-5	.200	1-2	.500	0	5	5	3.0	1	1	2	1	1	8	9.0
South Dakota St.	11/20/2023	*	25:52	2-9	.222	0-3	.000	1-2	.500	2	5	7	4.0	0	2	0	1	1	5	8.0
<b>Totals</b>		<b>4</b>	<b>99:44</b>	<b>12-36</b>	<b>.333</b>	<b>4-16</b>	<b>.250</b>	<b>4-6</b>	<b>.667</b>	<b>4</b>	<b>12</b>	<b>16</b>	<b>4.0</b>	<b>3</b>	<b>6</b>	<b>4</b>	<b>3</b>	<b>2</b>	<b>32</b>	<b>8.0</b>

HALL, Bree

SEASON	TEAM	GP-GS	MIN/AVG	Field Goals		3-Point		F-Throws		Rebounds				Scoring						
				FG-FGA	FG%	3FG-3FGA	3FG%	FT-FTA	FT%	OFF	DEF	TOT	AVG	PF-FO	A	TO	BLK	STL	PTS	AVG
2021-22	USC	36-0	334/9.3	32-102	.314	14-46	.304	19-30	.633	12	41	53	1.5	43-0	1	23	1	5	97	2.7
2022-23	USC	35-0	487/13.9	66-163	.405	23-64	.359	19-31	.613	23	42	65	1.9	37-0	10	16	11	11	174	5.0
2023-24	USC	4-4	100/24.9	12-36	.333	4-16	.250	4-6	.667	4	12	16	4.0	3-0	6	4	3	2	32	8.0
<b>TOTAL</b>		<b>75-4</b>	<b>921/12.3</b>	<b>110-301</b>	<b>.365</b>	<b>41-126</b>	<b>.325</b>	<b>42-67</b>	<b>.627</b>	<b>39</b>	<b>95</b>	<b>134</b>	<b>1.8</b>	<b>83-0</b>	<b>17</b>	<b>43</b>	<b>15</b>	<b>18</b>	<b>303</b>	<b>4.0</b>



2023-24 South Carolina Women's Basketball  
Individual Game-by-Game  
All games

Page 9/11  
as of Nov 21, 2023

#24 JAH, Sahnya

Opponent	Date	GS	MIN	Total		3-Pointers		Free throws		Rebounds				PF	A	TO	BLK	STL	PTS	AVG
				FG-FGA	PCT	3FG-3FGA	PCT	FT-FTA	PCT	OFF	DEF	TOT	AVG							
vs Notre Dame	11/06/2023		08:02	2-4	.500	0-0	.000	0-0	.000	2	3	5	5.0	2	2	1	0	1	4	4.0
Maryland	11/12/2023		04:16	3-4	.750	0-1	.000	1-3	.333	0	1	1	3.0	0	0	0	0	0	7	5.5
Clemson	11/16/2023		14:08	3-9	.333	1-4	.250	1-2	.500	3	1	4	3.3	3	1	1	0	1	8	6.3
South Dakota St.	11/20/2023		17:44	1-5	.200	0-2	.000	0-0	.000	0	1	1	2.8	0	1	1	1	2	2	5.3
<b>Totals</b>		<b>0</b>	<b>44:10</b>	<b>9-22</b>	<b>.409</b>	<b>1-7</b>	<b>.143</b>	<b>2-5</b>	<b>.400</b>	<b>5</b>	<b>6</b>	<b>11</b>	<b>2.8</b>	<b>5</b>	<b>4</b>	<b>3</b>	<b>1</b>	<b>4</b>	<b>21</b>	<b>5.3</b>

JAH, Sahnya

				Field Goals		3-Point		F-Throws		Rebounds				Scoring							
SEASON	TEAM	GP-GS	MIN/AVG	FG-FGA	FG%	3FG-3FGA	3FG%	FT-FTA	FT%	OFF	DEF	TOT	AVG	PF	FO	A	TO	BLK	STL	PTS	AVG
2023-24	USC	4-0	44/11.0	9-22	.409	1-7	.143	2-5	.400	5	6	11	2.8	5-0	4	3	1	4	21	5.3	
<b>TOTAL</b>		<b>4-0</b>	<b>44/11.0</b>	<b>9-22</b>	<b>.409</b>	<b>1-7</b>	<b>.143</b>	<b>2-5</b>	<b>.400</b>	<b>5</b>	<b>6</b>	<b>11</b>	<b>2.8</b>	<b>5-0</b>	<b>4</b>	<b>3</b>	<b>1</b>	<b>4</b>	<b>21</b>	<b>5.3</b>	



2023-24 South Carolina Women's Basketball  
Individual Game-by-Game  
All games

Page 10/11  
as of Nov 21, 2023

#25 JOHNSON, Raven

Opponent	Date	GS	MIN	Total		3-Pointers		Free throws		Rebounds				PF	A	TO	BLK	STL	PTS	AVG
				FG-FGA	PCT	3FG-3FGA	PCT	FT-FTA	PCT	OFF	DEF	TOT	AVG							
vs Notre Dame	11/06/2023	*	22:02	5-10	.500	1-3	.333	0-0	.000	0	2	2	2.0	3	7	2	0	1	11	11.0
Maryland	11/12/2023	*	29:08	3-8	.375	2-3	.667	0-0	.000	0	3	3	2.5	1	8	1	0	1	8	9.5
Clemson	11/16/2023	*	32:26	3-8	.375	0-3	.000	0-0	.000	2	6	8	4.3	2	17	2	0	5	6	8.3
South Dakota St.	11/20/2023	*	29:21	9-13	.692	0-2	.000	0-1	.000	2	1	3	4.0	0	6	1	0	5	18	10.8
<b>Totals</b>		<b>4</b>	<b>112:57</b>	<b>20-39</b>	<b>.513</b>	<b>3-11</b>	<b>.273</b>	<b>0-1</b>	<b>.000</b>	<b>4</b>	<b>12</b>	<b>16</b>	<b>4.0</b>	<b>6</b>	<b>38</b>	<b>6</b>	<b>0</b>	<b>12</b>	<b>43</b>	<b>10.8</b>

JOHNSON, Raven

				Field Goals		3-Point		F-Throws		Rebounds				Scoring							
SEASON	TEAM	GP-GS	MIN/AVG	FG-FGA	FG%	3FG-3FGA	3FG%	FT-FTA	FT%	OFF	DEF	TOT	AVG	PF	FO	A	TO	BLK	STL	PTS	AVG
2021-22	USC	2-0	8/4.2	0-1	.000	0-0	.000	0-0	.000	0	1	1	0.5	0-0	0	1	0	0	0	0	0.0
2022-23	USC	36-3	674/18.7	60-163	.368	14-58	.241	17-26	.654	20	74	94	2.6	38-0	123	52	13	40	151	4.2	
2023-24	USC	4-4	113/28.2	20-39	.513	3-11	.273	0-1	.000	4	12	16	4.0	6-0	38	6	0	12	43	10.8	
<b>TOTAL</b>		<b>42-7</b>	<b>796/18.9</b>	<b>80-203</b>	<b>.394</b>	<b>17-69</b>	<b>.246</b>	<b>17-27</b>	<b>.630</b>	<b>24</b>	<b>87</b>	<b>111</b>	<b>2.6</b>	<b>44-0</b>	<b>161</b>	<b>59</b>	<b>13</b>	<b>52</b>	<b>194</b>	<b>4.6</b>	



2023-24 South Carolina Women's Basketball  
Individual Game-by-Game  
All games

Page 11/11  
as of Nov 21, 2023

#35 WALKER, Sakima

Opponent	Date	GS	MIN	Total		3-Pointers		Free throws		Rebounds				PF	A	TO	BLK	STL	PTS	AVG
				FG-FGA	PCT	3FG-3FGA	PCT	FT-FTA	PCT	OFF	DEF	TOT	AVG							
vs Notre Dame	11/06/2023		08:35	0-1	.000	0-0	.000	0-0	.000	0	1	1	1.0	1	0	2	0	0	0	0.0
Maryland	11/12/2023		03:46	0-0	.000	0-0	.000	3-4	.750	1	0	1	1.0	0	0	0	0	0	3	1.5
Clemson	11/16/2023		15:29	4-4	1.000	0-0	.000	2-2	1.000	1	5	6	2.7	3	0	0	1	0	10	4.3
South Dakota St.	11/20/2023		07:38	0-0	.000	0-0	.000	0-0	.000	0	1	1	2.3	0	0	0	1	1	0	3.3
<b>Totals</b>		<b>0</b>	<b>35:28</b>	<b>4-5</b>	<b>.800</b>	<b>0-0</b>	<b>.000</b>	<b>5-6</b>	<b>.833</b>	<b>2</b>	<b>7</b>	<b>9</b>	<b>2.3</b>	<b>4</b>	<b>0</b>	<b>2</b>	<b>2</b>	<b>1</b>	<b>13</b>	<b>3.3</b>

WALKER, Sakima

SEASON	TEAM	GP-GS	MIN/AVG	Field Goals		3-Point		F-Throws		Rebounds				Scoring						
				FG-FGA	FG%	3FG-3FGA	3FG%	FT-FTA	FT%	OFF	DEF	TOT	AVG	PF	FO	A	TO	BLK	STL	PTS
2020-21	RU	15-0	144/9.6	20-27	.741	0-0	.000	9-13	.692	14	17	31	2.1	16-0	4	16	5	4	49	3.3
2021-22	RU	17-2	199/11.7	35-71	.493	0-0	.000	10-21	.476	17	31	48	2.8	10-0	2	14	9	14	80	4.7
2023-24	USC	4-0	35/8.9	4-5	.800	0-0	.000	5-6	.833	2	7	9	2.3	4-0	0	2	2	1	13	3.3
<b>TOTAL FOR USC</b>		<b>4-0</b>	<b>35/8.9</b>	<b>4-5</b>	<b>.800</b>	<b>0-0</b>	<b>.000</b>	<b>5-6</b>	<b>.833</b>	<b>2</b>	<b>7</b>	<b>9</b>	<b>2.3</b>	<b>4-0</b>	<b>0</b>	<b>2</b>	<b>2</b>	<b>1</b>	<b>13</b>	<b>3.3</b>
<b>TOTAL</b>		<b>36-2</b>	<b>379/10.5</b>	<b>59-103</b>	<b>.573</b>	<b>0-0</b>	<b>.000</b>	<b>24-40</b>	<b>.600</b>	<b>33</b>	<b>55</b>	<b>88</b>	<b>2.4</b>	<b>30-0</b>	<b>6</b>	<b>32</b>	<b>16</b>	<b>19</b>	<b>142</b>	<b>3.9</b>



**2023-24 South Carolina Women's Basketball  
Combined Team Statistics  
All games**

Page 1/1  
as of Nov 21, 2023

**Game Records**

Record	Overall	Home	Away	Neutral
ALL GAMES	4-0	3-0	0-0	1-0
CONFERENCE	0-0	0-0	0-0	0-0
NON-CONFERENCE	4-0	3-0	0-0	1-0

**Score by Periods**

Team	1st	2nd	3rd	4th	OT	TOT
South Carolina	88	106	100	107	0	401
Opponents	60	46	65	54	0	225

**Team Box Score**

No.	Player				Total		3-Point		F-Throw		Rebounds											
		GP-GS	MIN	AVG	FG-FGA	FG%	3FG-3FGA	3FG%	FT-FTA	FT%	OFF	DEF	TOT	AVG	PF	DQ	A	TO	BLK	STL	PTS	AVG
10	CARDOSO, Kamilla	4-4	104:21	26.1	28-42	.667	0-0	.000	14-20	.700	16	29	45	11.3	8	0	7	5	15	1	70	17.5
12	FULWILEY, MiLaysia	4-1	91:11	22.8	24-51	.471	7-19	.368	3-5	.600	5	11	16	4.0	11	1	14	7	5	9	58	14.5
0	PAOPAO, Te-Hina	3-3	76:42	25.6	16-30	.533	10-17	.588	0-0	.000	1	5	6	2.0	2	0	15	6	0	4	42	14.0
25	JOHNSON, Raven	4-4	112:57	28.2	20-39	.513	3-11	.273	0-1	.000	4	12	16	4.0	6	0	38	6	0	12	43	10.8
2	WATKINS, Ashlyn	4-0	77:39	19.4	18-33	.545	0-0	.000	4-8	.500	16	15	31	7.8	9	0	8	3	16	6	40	10.0
21	KITTS, Chloe	4-4	63:06	15.8	14-27	.519	0-1	.000	9-16	.563	7	15	22	5.5	3	0	4	2	4	2	37	9.3
23	HALL, Bree	4-4	99:44	24.9	12-36	.333	4-16	.250	4-6	.667	4	12	16	4.0	3	0	6	4	3	2	32	8.0
20	FEAGIN, Sania	4-0	63:43	15.9	15-30	.500	0-2	.000	2-4	.500	10	12	22	5.5	6	0	3	3	1	2	32	8.0
5	JOHNSON, Tessa	2-0	31:00	15.5	4-9	.444	2-5	.400	3-5	.600	0	7	7	3.5	4	0	6	3	0	4	13	6.5
24	JAH, Sahnaya	4-0	44:10	11.0	9-22	.409	1-7	.143	2-5	.400	5	6	11	2.8	5	0	4	3	1	4	21	5.3
35	WALKER, Sakima	4-0	35:28	8.9	4-5	.800	0-0	.000	5-6	.833	2	7	9	2.3	4	0	0	2	2	1	13	3.3
Team											11	13	24									
<b>Total</b>		<b>4</b>	<b>800</b>		<b>164-324</b>	<b>.506</b>	<b>27-78</b>	<b>.346</b>	<b>46-76</b>	<b>.605</b>	<b>81</b>	<b>144</b>	<b>225</b>	<b>56.3</b>	<b>61</b>	<b>1</b>	<b>105</b>	<b>44</b>	<b>47</b>	<b>47</b>	<b>401</b>	<b>100.3</b>
<b>Opponents</b>		<b>4</b>	<b>800</b>		<b>87-281</b>	<b>.310</b>	<b>21-83</b>	<b>.253</b>	<b>30-48</b>	<b>.625</b>	<b>56</b>	<b>87</b>	<b>143</b>	<b>35.8</b>	<b>68</b>	<b>0</b>	<b>39</b>	<b>70</b>	<b>8</b>	<b>23</b>	<b>225</b>	<b>56.3</b>

**Team Statistics**

	USC	OPP
<b>Scoring</b>	<b>401</b>	<b>225</b>
Points per game	100.3	56.3
Scoring margin	+44.0	-
<b>Field goals-att</b>	<b>164-324</b>	<b>87-281</b>
Field goal pct	.506	.310
<b>3 point fg-att</b>	<b>27-78</b>	<b>21-83</b>
3-point FG pct	.346	.253
3-pt FG made per game	6.8	5.3
<b>Free throws-att</b>	<b>46-76</b>	<b>30-48</b>
Free throw pct	.605	.625
F-Throws made per game	11.5	7.5
<b>Rebounds</b>	<b>225</b>	<b>143</b>
Rebounds per game	56.3	35.8
Rebounding margin	+20.5	-
<b>Assists</b>	<b>105</b>	<b>39</b>
Assists per game	26.3	9.8
<b>Turnovers</b>	<b>44</b>	<b>70</b>
Turnovers per game	11.0	17.5
Turnover margin	+6.5	-
Assist/turnover ratio	2.4	0.6
<b>Steals</b>	<b>47</b>	<b>23</b>
Steals per game	11.8	5.8
<b>Blocks</b>	<b>47</b>	<b>8</b>
Blocks per game	11.8	2.0
<b>Winning streak</b>	<b>4</b>	<b>-</b>
Home win streak	3	-
<b>Attendance</b>	<b>47626</b>	<b>0</b>
Home games-Avg/Game	3-15875	0-0
Neutral site-Avg/Game	-	1-3203

**Team Results**

Date	Opponent		Score	Att.
11/06/2023	vs Notre Dame	W	100-71	3203
11/12/2023	Maryland	W	114-76	16007
11/16/2023	Clemson	W	109-40	16820
11/20/2023	South Dakota St.	W	78-38	14799